

SNDT Women's University

Shreemati Nathibai Damodar Thackersey Women's University



AQAR 2020-21

Criterion II

Supporting documents

For

2.3.3.1: Number of mentors

SNDT WOMEN'S UNIVERSITY, MUMBAI

CRITERIA – II

Index of Supporting Documents

METRIC No. 2.3.3.1	Supporting Documents of - Number of mentors	
Sr. No.	Content	Page No
1.	Department wise Mentor Mentee Ratio	3-5




SNDT Women's University

1, N. Thackersey Road, Mumbai 400020


Phone: +91-22-22031879 Fax: +91-22-2201 8226

2.3.2 – Students mentoring system available in the institution


Sr.No	Department/Institute/College:	Number of students enrolled in the institution	Number of fulltime teachers	Mentor : Mentee Ratio
1	CU Shah College of Pharmacy, Juhu, Mumbai	185	11	17:1
2	Department of Commerce, Churchgate, Mumbai	56	2	28:1
3	Department of Commerce, Pune	58	3	19:1
4	Department of Communication & Media Studies, Pune	29	1	29:1
5	Department of Computer Science, Juhu, Mumbai	155	5	31:1
6	Department of Drawing and Painting, Mumbai	22	0	NA
7	Department of Drawing and Painting, Pune	17	2	9:1
8	Department of Economics, Churchgate, Mumbai	111	3	37:1
9	Department of Economics, Pune	21	1	21:1
10	Department of Education Management, Juhu, Mumbai	35	1	35:1
11	Department of Education, Churchgate, Mumbai	55	3	18:1
12	Department of Educational Technology, Juhu, Mumbai	27	2	14:1
13	Department of English, Churchgate, Mumbai	56	2	28:1
14	Department of Extension & Communication, Juhu, Mumbai	26	1	26:1
15	Department of Food Science and Nutrition	107	1	107:1


 Pro Vice Chancellor
 SNDT Women's University
 Mumbai 400 020

Sr.No	Department/Institute/College:	Number of students enrolled in the institution	Number of fulltime teachers	Mentor : Mentee Ratio
16	Department of Geography, Pune	37	3	12:1
17	Department of Gujarati, Churchgate, Mumbai	26	2	13:1
18	Department of Hindi, Churchgate, Mumbai	32	2	16:1
19	Department of Hindi, Pune	15	2	8:1
20	Department of History, Churchgate, Mumbai	57	2	29:1
21	Department of Human Development, Juhu, Mumbai	58	1	58:1
22	Department of Lifelong Learning and Extension, Mumbai	12	4	4:1
23	Department of Marathi, Churchgate, Mumbai	29	3	10:1
24	Department of Marathi, Pune	16	1	16:1
25	Department of Music, Churchgate, Mumbai	52	1	52:1
26	Department of Music, Pune	52	2	26:1
27	Department of Political Science, Churchgate, Mumbai	38	1	38:1
28	Department of Psychology, Churchgate, Mumbai	150	3	50:1
29	Department of Psychology, Pune	46	2	23:1
30	Department of Resource Management, Juhu, Mumbai	19	2	10:1
31	Department of Sanskrit, Churchgate, Mumbai	28	1	28:1
32	Department of Social Work, Churchgate, Mumbai	64	1	64:1
33	Department of Sociology, Churchgate, Mumbai	67	3	22:1
34	Department of Special Education, Juhu, Mumbai	80	4	20:1
35	Department of Textile Science and Apparel Design, Juhu, Mumbai	44	2	22:1
36	Janki Devi Bajaj Institute of Management Studies & Research, Pune	33	4	8:1


 Pro Vice Chancellor
 SNDT Women's University
 Mumbai 400 020

Sr.No	Department/Institute/College:	Number of students enrolled in the institution	Number of fulltime teachers	Mentor : Mentee Ratio
37	Janki Devi Bajaj Institute of Management Studies, Juhu, Mumbai	94	4	24:1
38	Law School	447	4	112:1
39	LT College of Nursing	221	14	16:1
40	Maharshi Karve Model College for Women, Shrivardhan	76	5	15:1
41	Research Centre for Women's Studies (Juhu)	15	1	15:1
42	SHPT College of Science, Dept. of Analytical Chemistry	93	2	47:1
43	SHPT School of Library and Information Science	25	3	8:1
44	SNDTWU Centre for Vocational and Technical Education	340	0	NA
45	Usha Mittal Institute of Technology	772	35	22:1
		3998	152	


Pro Vice Chancellor
SNDT Women's University
Mumbai 400 020