



S.N.D.T. WOMEN'S UNIVERSITY

1, Nathibai Thackersey Road, Mumbai 400020

B U D G E T D O C U M E N T

Budget Estimates For The Financial Year 2018 - 2019
&
Revised Budget Estimates For The Financial Year 2017 - 2018



S.N.D.T. WOMEN'S UNIVERSITY

1, Nathibai Thackersey Road, Mumbai 400020

B U D G E T D O C U M E N T - C O N T E N T S

- Budget Estimates For The Financial Year 2018 - 2019 & Revised Budget Estimates For The Financial Year 2017 - 2018
 - Introductory Note
 - Consolidated Budget Abstract
 - Budget At A Glance Institution & Department Wise
 - Annexure - "A" : S.N.D.T. Women's University Aided Institutions & Departments
 - Annexure - "B" : Unaided / Self Supporting Institutions & Departments



S.N.D.T. Women's University

1, Nathibai Thackersey Road, Mumbai 400020

BUDGET INTRODUCTORY NOTE

Budget Estimates 2018 - 2019 & Revised Budget 2017 - 2018

DISCLAIMER

Page 1 of 1

- The figures of depreciation in respect of conducted Colleges / Institutions / Departments are based on the Unaudited Annual Accounts for the year 2017-2018 and hence proportionately estimated.
- The figures are rounded to nearest thousand.





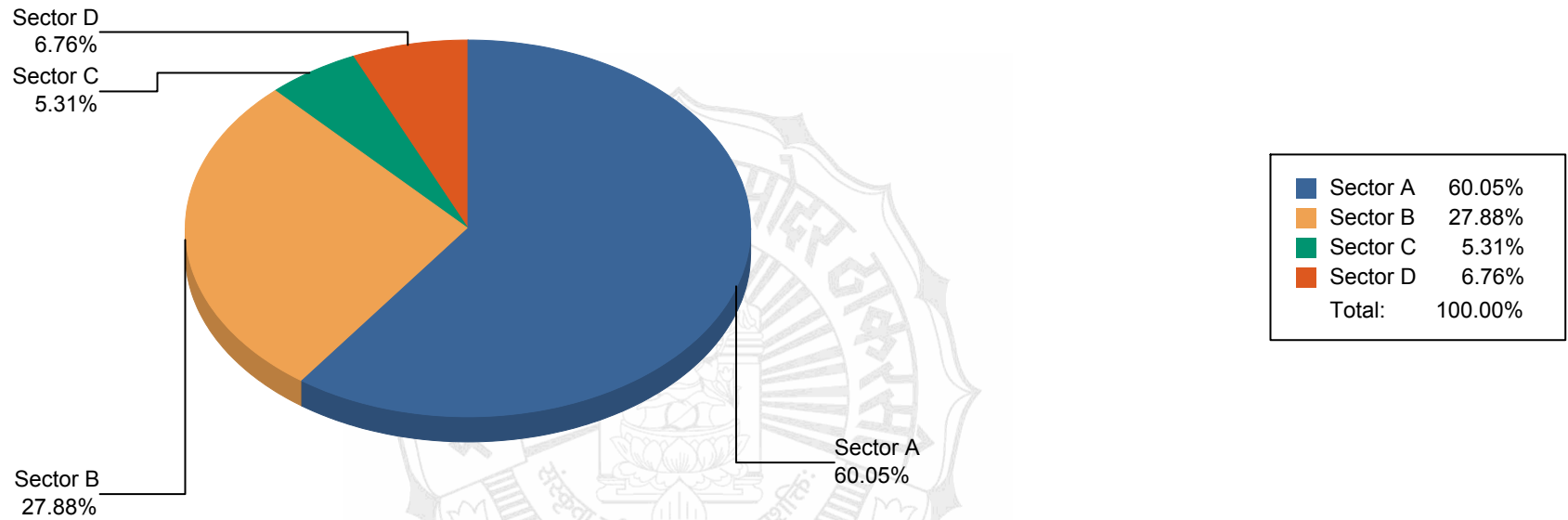
S.N.D.T. Women's University

1, Nathibai Thackersey Road, Mumbai 400020

BUDGET INTRODUCTORY NOTE

Budget Estimates 2018 - 2019 & Revised Budget 2017 - 2018

BUDGET ESTIMATES 2018 - 2019 RECEIPTS



| ALIAS | PERTICULARS | Budget Estimates 2018 - 2019 | |
|-------------------------|--|------------------------------|-------------------------|
| | | (Receipts Figures In Lakh) | (Receipts Figures In %) |
| Sector A | Capital And Revenue Receipt / Expenditure Budget | 16,190.69 | 60.05 |
| Sector B | Agency Budget | 7,516.75 | 27.88 |
| Sector C | Earmarked And Special Funds Budget | 1,432.94 | 5.31 |
| Sector D | Deposits And Advances Budget | 1,823.86 | 6.76 |
| TOTAL RECEIPTS : | | 26,964.24 | 100.00 |



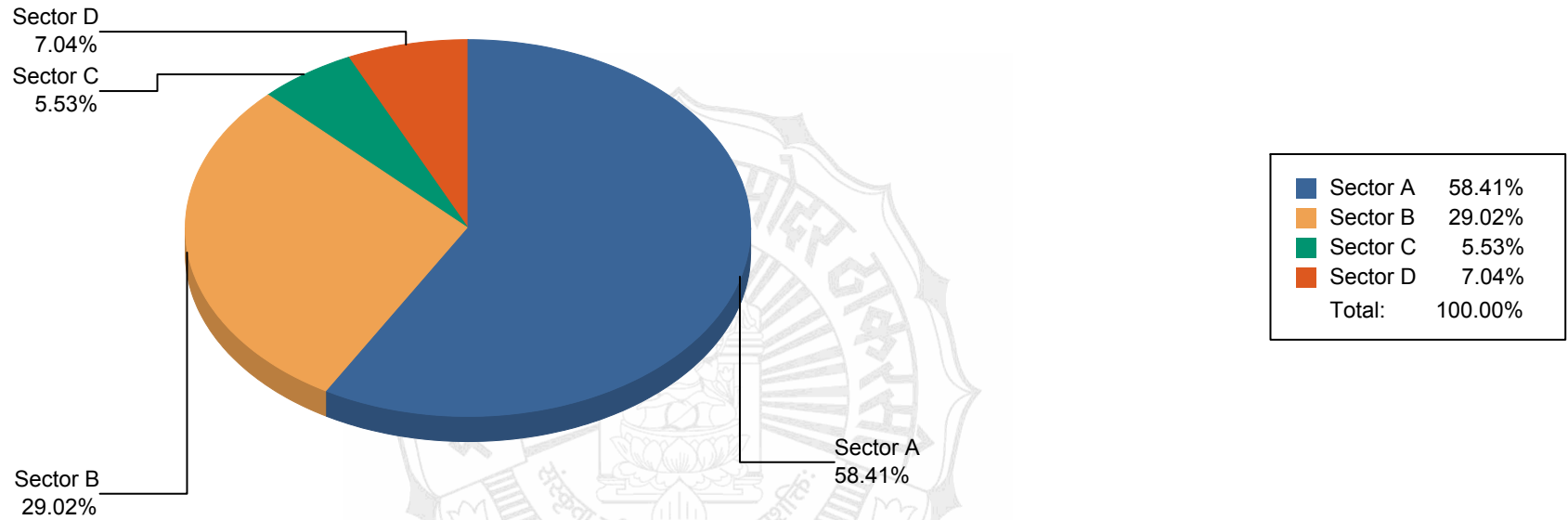
S.N.D.T. Women's University

1, Nathibai Thackersey Road, Mumbai 400020

BUDGET INTRODUCTORY NOTE

Budget Estimates 2018 - 2019 & Revised Budget 2017 - 2018

BUDGET ESTIMATES 2018 - 2019 EXPENDITURE



| ALIAS | PERTICULARS | Budget Estimates 2018 - 2019 | |
|----------------------------|--|-------------------------------|-----------------------------|
| | | (Expenditure Figures In Lakh) | (Expenditure Figures In %) |
| Sector A | Capital And Revenue Receipt / Expenditure Budget | 15,131.19 | 58.41 |
| Sector B | Agency Budget | 7,516.75 | 29.02 |
| Sector C | Earmarked And Special Funds Budget | 1,432.94 | 5.53 |
| Sector D | Deposits And Advances Budget | 1,823.86 | 7.04 |
| TOTAL EXPENDITURE : | | 25,904.75 | 100.00 |



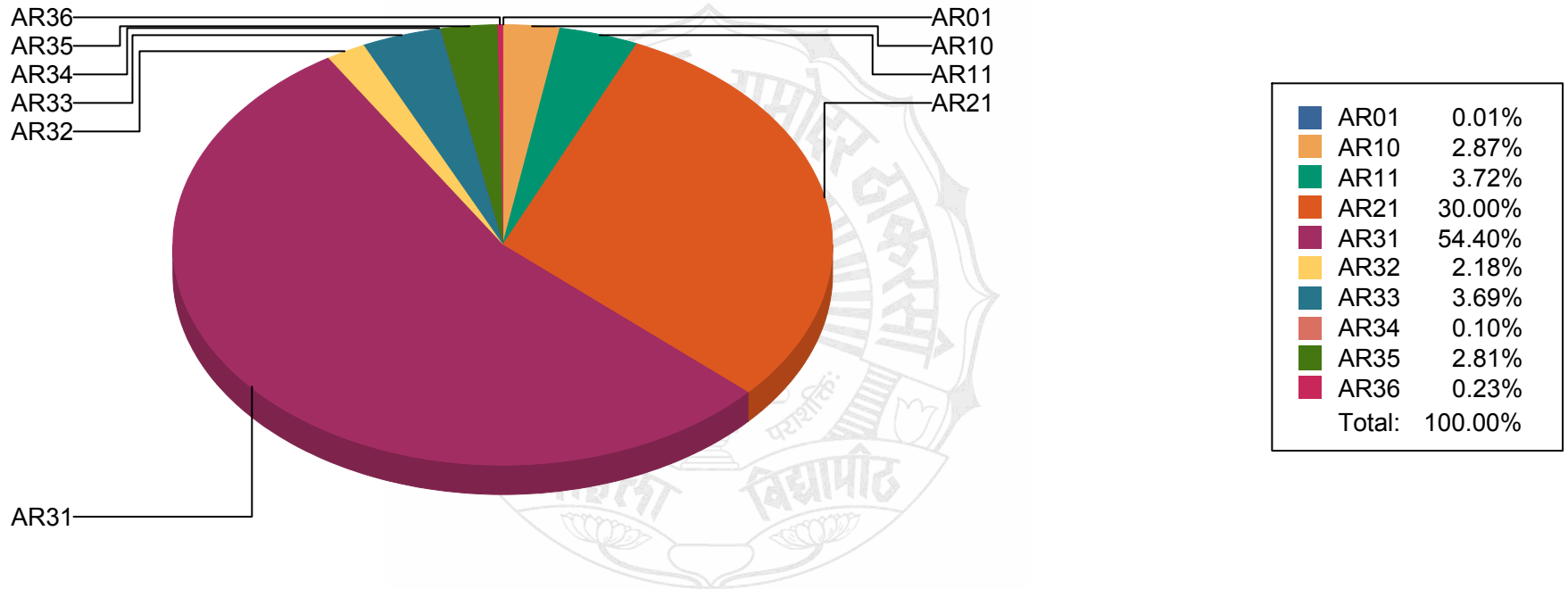
S.N.D.T. Women's University

1, Nathibai Thackersey Road, Mumbai 400020

BUDGET INTRODUCTORY NOTE

Budget Estimates 2018 - 2019 & Revised Budget 2017 - 2018

CONSOLIDATED ABSTRACT : S.N.D.T. WOMEN'S UNIVERSITY & INSTITUTIONS (RECEIPTS)



RECEIPTS

Sector A : Capital And Revenue Receipt / Expenditure Budget



S.N.D.T. Women's University

1, Nathibai Thackersey Road, Mumbai 400020

BUDGET INTRODUCTORY NOTE

Budget Estimates 2018 - 2019 & Revised Budget 2017 - 2018

CONSOLIDATED ABSTRACT : S.N.D.T. WOMEN'S UNIVERSITY & INSTITUTIONS (RECEIPTS)

Sector A : Capital And Revenue Receipt / Expenditure Budget

| Sr. No. | Alias | Particulars | Budget Estimates 2018 - 2019 [Receipts Figures in Lakh] | Budget Estimates 2018 - 2019 [Receipts Figures In %] |
|---|-------|--|--|---|
| 1. | AR01 | Land & Building | 1.10 | 0.01 |
| 2. | AR10 | Other Development Receipts | 464.97 | 2.87 |
| 3. | AR11 | Transfer From Endowment & Special Fund (Capital) | 601.55 | 3.72 |
| 4. | AR21 | Fees From Students & Colleges | 4,857.10 | 30.00 |
| 5. | AR31 | Salary Grants | 8,807.81 | 54.40 |
| 6. | AR32 | Other Income | 352.25 | 2.18 |
| 7. | AR33 | Income From Investments | 596.94 | 3.69 |
| 8. | AR34 | Sale Of Publications | 15.64 | 0.10 |
| 9. | AR35 | Compensation For Using Premises | 455.32 | 2.81 |
| 10. | AR36 | Transfer From Endowment & Special Fund (Revenue) | 38.00 | 0.23 |
| (Capital And Revenue Receipt / Expenditure Budget) Sector A Receipts Total : | | | 16,190.69 | 100.00 |



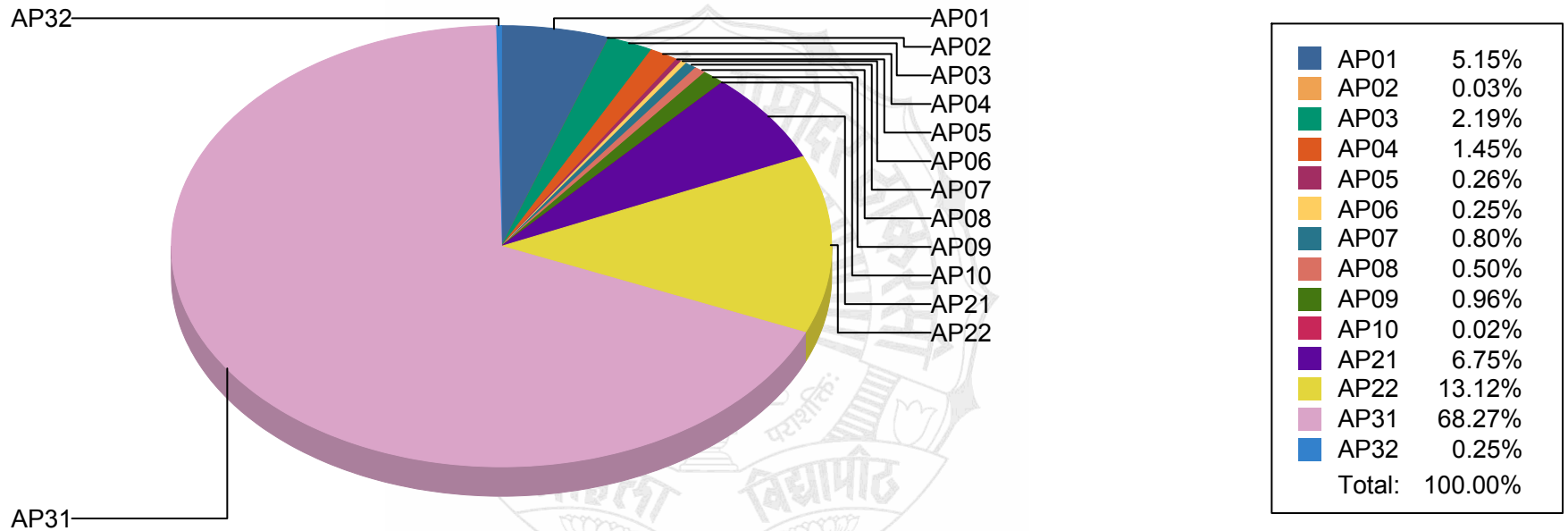
S.N.D.T. Women's University

1, Nathibai Thackersey Road, Mumbai 400020

BUDGET INTRODUCTORY NOTE

Budget Estimates 2018 - 2019 & Revised Budget 2017 - 2018

CONSOLIDATED ABSTRACT : S.N.D.T. WOMEN'S UNIVERSITY & INSTITUTIONS (EXPENDITURE)



EXPENDITURE

Sector A : Capital And Revenue Receipt / Expenditure Budget



S.N.D.T. Women's University

1, Nathibai Thackersey Road, Mumbai 400020

BUDGET INTRODUCTORY NOTE

Budget Estimates 2018 - 2019 & Revised Budget 2017 - 2018

CONSOLIDATED ABSTRACT : S.N.D.T. WOMEN'S UNIVERSITY & INSTITUTIONS (EXPENDITURE)

Sector A : Capital And Revenue Receipt / Expenditure Budget

| Sr. No. | Alias | Particulars | Budget Estimates 2018 - 2019 [Expenditure Figures in Lakh] | Budget Estimates 2018 - 2019 [Expenditure Figures In %] |
|--|-------|---|---|--|
| 1. | AP01 | Land & Building | 780.00 | 5.15 |
| 2. | AP02 | Plant & Machinery | 5.00 | 0.03 |
| 3. | AP03 | Furniture & Fixtures | 331.03 | 2.19 |
| 4. | AP04 | Equipments | 218.75 | 1.45 |
| 5. | AP05 | Electrical Installation Work | 39.10 | 0.26 |
| 6. | AP06 | Vehicles | 38.50 | 0.25 |
| 7. | AP07 | Books & Journals | 121.22 | 0.80 |
| 8. | AP08 | Software & Development | 76.02 | 0.50 |
| 9. | AP09 | Hardware & Peripherals | 145.30 | 0.96 |
| 10. | AP10 | Other Development Expenditure | 3.40 | 0.02 |
| 11. | AP21 | Academic & Activity Expenses | 1,021.02 | 6.75 |
| 12. | AP22 | Administrative & General Expenses | 1,985.23 | 13.12 |
| 13. | AP31 | Staff Payments & Benefits | 10,329.43 | 68.27 |
| 14. | AP32 | Expenditure From Endowment & Special Fund | 37.20 | 0.25 |
| (Capital And Revenue Receipt / Expenditure Budget) Sector A Expenditure Total : | | | 15,131.19 | 100.00 |



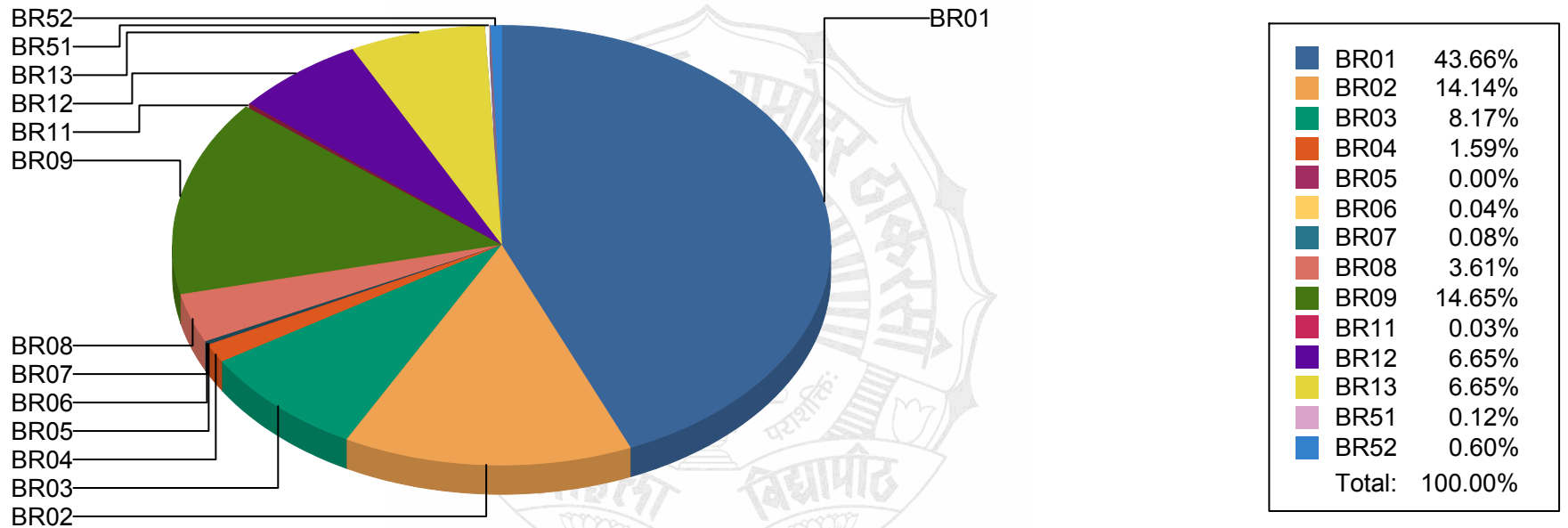
S.N.D.T. Women's University

1, Nathibai Thackersey Road, Mumbai 400020

BUDGET INTRODUCTORY NOTE

Budget Estimates 2018 - 2019 & Revised Budget 2017 - 2018

CONSOLIDATED ABSTRACT : S.N.D.T. WOMEN'S UNIVERSITY & INSTITUTIONS (RECEIPTS)



RECEIPTS
Sector B : Agency Budget



S.N.D.T. Women's University

1, Nathibai Thackersey Road, Mumbai 400020

BUDGET INTRODUCTORY NOTE

Budget Estimates 2018 - 2019 & Revised Budget 2017 - 2018

CONSOLIDATED ABSTRACT : S.N.D.T. WOMEN'S UNIVERSITY & INSTITUTIONS (RECEIPTS)

Sector B : Agency Budget

| Sr. No. | Alias | Particulars | Budget Estimates 2018 - 2019 [Receipts Figures in Lakh] | Budget Estimates 2018 - 2019 [Receipts Figures In %] |
|--|-------|---|--|---|
| 1. | BR01 | Grant -In- Aid State /Central Government Agency - Other Than Research | 3,282.02 | 43.66 |
| 2. | BR02 | Grant -In- Aid State /Central Government Agency - Research | 1,063.00 | 14.14 |
| 3. | BR03 | Grant-In-Aid Other Agencies | 614.22 | 8.17 |
| 4. | BR04 | Grant-In-Aid Other Agencies- Research | 119.57 | 1.59 |
| 5. | BR05 | Grant-In-Aid U G C - Capital | 0.05 | 0.00 |
| 6. | BR06 | Merged Schemes | 3.00 | 0.04 |
| 7. | BR07 | Grant-In-Aid U G C - Revenue -Development -Merged Schemes | 6.00 | 0.08 |
| 8. | BR08 | Grant-In-Aid U G C - Other Than Plan - Revenue | 271.00 | 3.61 |
| 9. | BR09 | Grant-In-Aid U G C - Other Than Plan - Capital / Revenue | 1,101.40 | 14.65 |
| 10. | BR11 | Grant-In-Aid U G C - Xii Plan - Revenue | 2.50 | 0.03 |
| 11. | BR12 | Grants - In - Aid UGC -XIII Plan -capital | 500.00 | 6.65 |
| 12. | BR13 | Grants -in - Aid U G C -XII Plan -Revenue | 500.00 | 6.65 |
| 13. | BR51 | UGC Autonomus College Scheme | 9.00 | 0.12 |
| 14. | BR52 | UGC CPE / CE SCHEME | 45.00 | 0.60 |
| (Agency Budget) Sector B Receipts Total : | | | 7,516.75 | 100.00 |



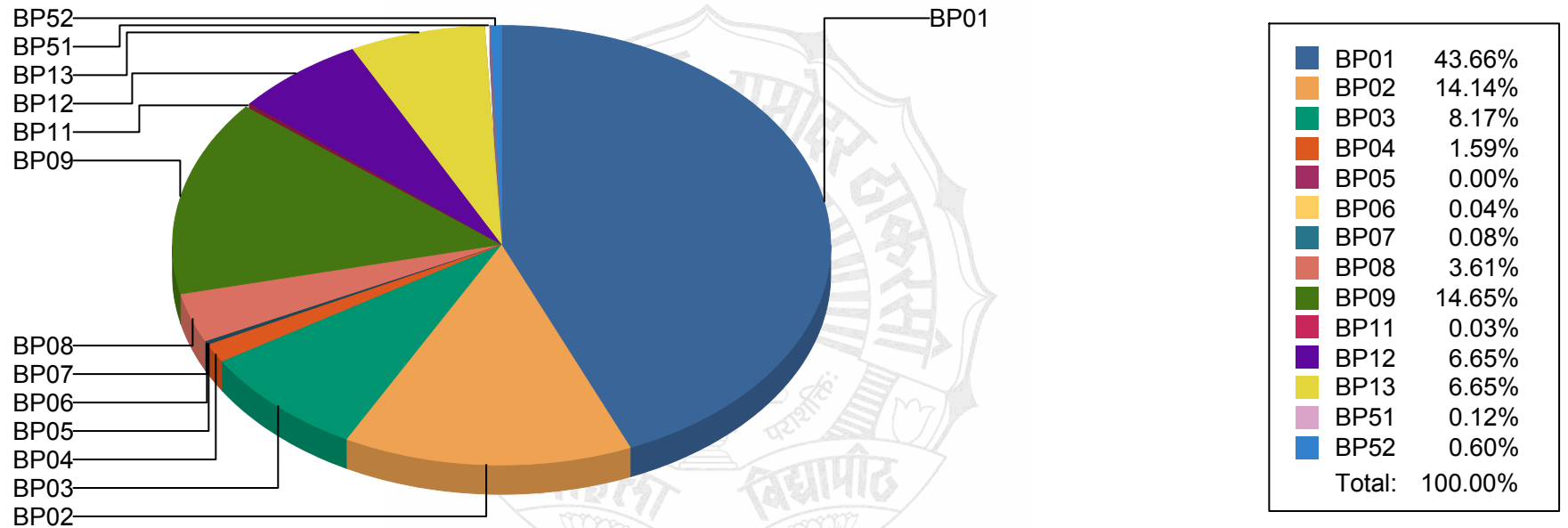
S.N.D.T. Women's University

1, Nathibai Thackersey Road, Mumbai 400020

BUDGET INTRODUCTORY NOTE

Budget Estimates 2018 - 2019 & Revised Budget 2017 - 2018

CONSOLIDATED ABSTRACT : S.N.D.T. WOMEN'S UNIVERSITY & INSTITUTIONS (EXPENDITURE)



EXPENDITURE
Sector B : Agency Budget



S.N.D.T. Women's University

1, Nathibai Thackersey Road, Mumbai 400020

BUDGET INTRODUCTORY NOTE

Budget Estimates 2018 - 2019 & Revised Budget 2017 - 2018

CONSOLIDATED ABSTRACT : S.N.D.T. WOMEN'S UNIVERSITY & INSTITUTIONS (EXPENDITURE)

Sector B : Agency Budget

| Sr. No. | Alias | Particulars | Budget Estimates 2018 - 2019 [Expenditure Figures in Lakh] | Budget Estimates 2018 - 2019 [Expenditure Figures In %] |
|---|-------|---|---|--|
| 1. | BP01 | Grant -In- Aid State /Central Government Agency - Other Than Research | 3,282.02 | 43.66 |
| 2. | BP02 | Grant -In- Aid State /Central Government Agency - Research | 1,063.00 | 14.14 |
| 3. | BP03 | Grant-In-Aid Other Agencies - Other Than Research | 614.22 | 8.17 |
| 4. | BP04 | Grant-In-Aid Other Agencies- Research | 119.57 | 1.59 |
| 5. | BP05 | Grant-In-Aid U G C - Capital | 0.05 | 0.00 |
| 6. | BP06 | Merged Schemes | 3.00 | 0.04 |
| 7. | BP07 | Grant-In-Aid U G C - Revenue -Development -Merged Schemes | 6.00 | 0.08 |
| 8. | BP08 | Grant-In-Aid U G C - Other Than Plan - Revenue | 271.00 | 3.61 |
| 9. | BP09 | Grant-In-Aid U G C -Other Than Plan - Capital/ Revenue | 1,101.40 | 14.65 |
| 10. | BP11 | Grant-In-Aid U G C - Xii Plan - Revenue | 2.50 | 0.03 |
| 11. | BP12 | Grant In Aid U G C - XIII Plan - Capital | 500.00 | 6.65 |
| 12. | BP13 | Grant In Aid U G C - XIII Plan -Revenue | 500.00 | 6.65 |
| 13. | BP51 | UGC Autonomus College Scheme | 9.00 | 0.12 |
| 14. | BP52 | UGC CPE / CE SCHEME | 45.00 | 0.60 |
| (Agency Budget) Sector B Expenditure Total : | | | 7,516.75 | 100.00 |



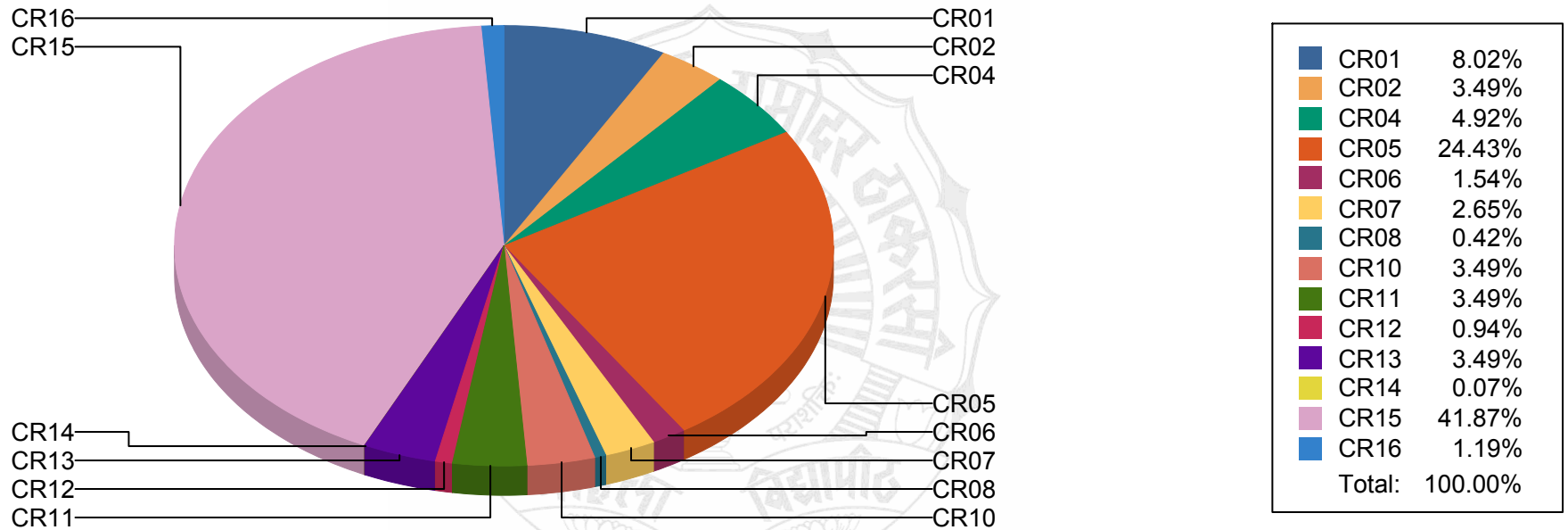
S.N.D.T. Women's University

1, Nathibai Thackersey Road, Mumbai 400020

BUDGET INTRODUCTORY NOTE

Budget Estimates 2018 - 2019 & Revised Budget 2017 - 2018

CONSOLIDATED ABSTRACT : S.N.D.T. WOMEN'S UNIVERSITY & INSTITUTIONS (RECEIPTS)



RECEIPTS

Sector C : Earmarked And Special Funds Budget



S.N.D.T. Women's University

1, Nathibai Thackersey Road, Mumbai 400020

BUDGET INTRODUCTORY NOTE

Budget Estimates 2018 - 2019 & Revised Budget 2017 - 2018

CONSOLIDATED ABSTRACT : S.N.D.T. WOMEN'S UNIVERSITY & INSTITUTIONS (RECEIPTS)

Sector C : Earmarked And Special Funds Budget

| Sr. No. | Alias | Particulars | Budget Estimates 2018 - 2019 [Receipts Figures in Lakh] | Budget Estimates 2018 - 2019 [Receipts Figures In %] |
|---|-------|------------------------------|--|---|
| 1. | CR01 | Corpus Fund | 114.92 | 8.02 |
| 2. | CR02 | General Reserve Fund | 50.00 | 3.49 |
| 3. | CR04 | Trust Fund | 70.47 | 4.92 |
| 4. | CR05 | Salary Fund | 350.00 | 24.43 |
| 5. | CR06 | Prize Fund | 22.00 | 1.54 |
| 6. | CR07 | Memorial Lecture Series Fund | 38.00 | 2.65 |
| 7. | CR08 | Chair | 6.00 | 0.42 |
| 8. | CR10 | Depreciation Fund Receipt | 50.00 | 3.49 |
| 9. | CR11 | Other Donations Fund | 50.00 | 3.49 |
| 10. | CR12 | Endowment Fund | 13.50 | 0.94 |
| 11. | CR13 | Staff Welfare Fund | 50.00 | 3.49 |
| 12. | CR14 | Development & Programme Fund | 1.05 | 0.07 |
| 13. | CR15 | Building Fund | 600.00 | 41.87 |
| 14. | CR16 | Bhaubeej Nidhi Fund | 17.00 | 1.19 |
| (Earmarked And Special Funds Budget) Sector C Receipts Total : | | | 1,432.94 | 100.00 |



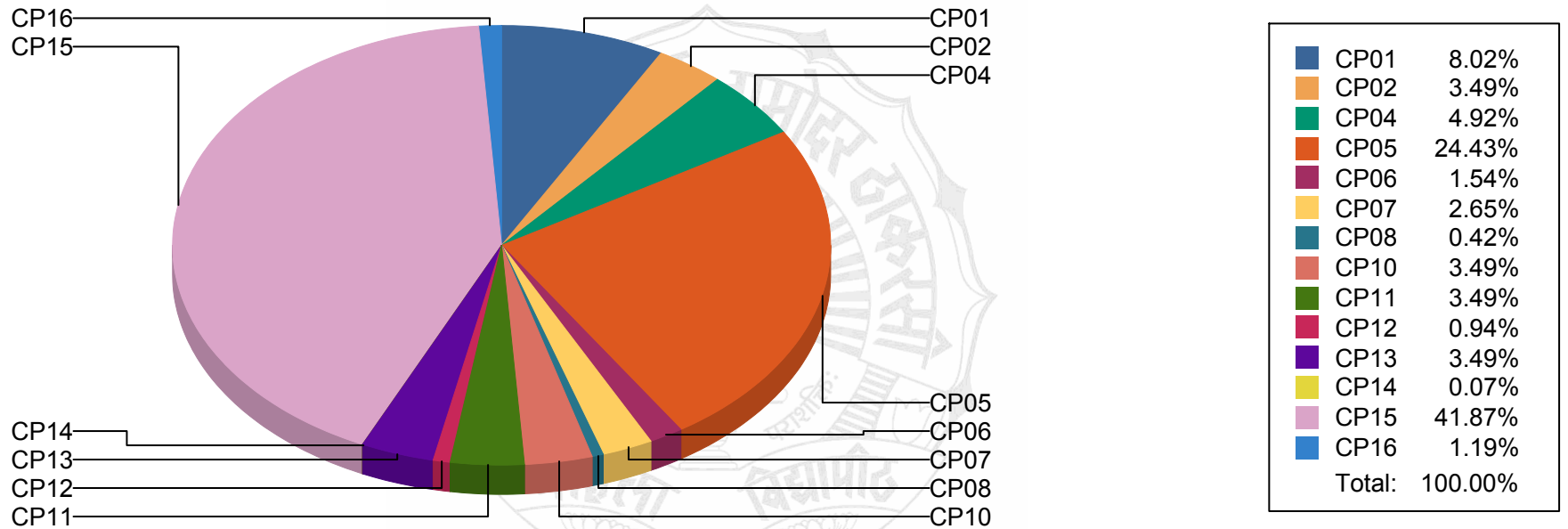
S.N.D.T. Women's University

1, Nathibai Thackersey Road, Mumbai 400020

BUDGET INTRODUCTORY NOTE

Budget Estimates 2018 - 2019 & Revised Budget 2017 - 2018

CONSOLIDATED ABSTRACT : S.N.D.T. WOMEN'S UNIVERSITY & INSTITUTIONS (EXPENDITURE)



EXPENDITURE

Sector C : Earmarked And Special Funds Budget



S.N.D.T. Women's University

1, Nathibai Thackersey Road, Mumbai 400020

BUDGET INTRODUCTORY NOTE

Budget Estimates 2018 - 2019 & Revised Budget 2017 - 2018

CONSOLIDATED ABSTRACT : S.N.D.T. WOMEN'S UNIVERSITY & INSTITUTIONS (EXPENDITURE)

Sector C : Earmarked And Special Funds Budget

| Sr. No. | Alias | Particulars | Budget Estimates 2018 - 2019 [Expenditure Figures in Lakh] | Budget Estimates 2018 - 2019 [Expenditure Figures In %] |
|--|-------|-------------------------------|---|--|
| 1. | CP01 | Corpus Fund | 114.92 | 8.02 |
| 2. | CP02 | General Reserve Fund | 50.00 | 3.49 |
| 3. | CP04 | Trust Fund | 70.47 | 4.92 |
| 4. | CP05 | Salary Fund | 350.00 | 24.43 |
| 5. | CP06 | Prize Fund | 22.00 | 1.54 |
| 6. | CP07 | Memorial Lecture Series Fund | 38.00 | 2.65 |
| 7. | CP08 | Chair | 6.00 | 0.42 |
| 8. | CP10 | Depreciation Fund Expenditure | 50.00 | 3.49 |
| 9. | CP11 | Other Donations Fund | 50.00 | 3.49 |
| 10. | CP12 | Endowment Funds | 13.50 | 0.94 |
| 11. | CP13 | Staff Welfare Fund | 50.00 | 3.49 |
| 12. | CP14 | Development & Programme Fund | 1.05 | 0.07 |
| 13. | CP15 | Building Fund | 600.00 | 41.87 |
| 14. | CP16 | Bhaubeej Nidhi Fund | 17.00 | 1.19 |
| (Earmarked And Special Funds Budget) Sector C Expenditure Total : | | | 1,432.94 | 100.00 |



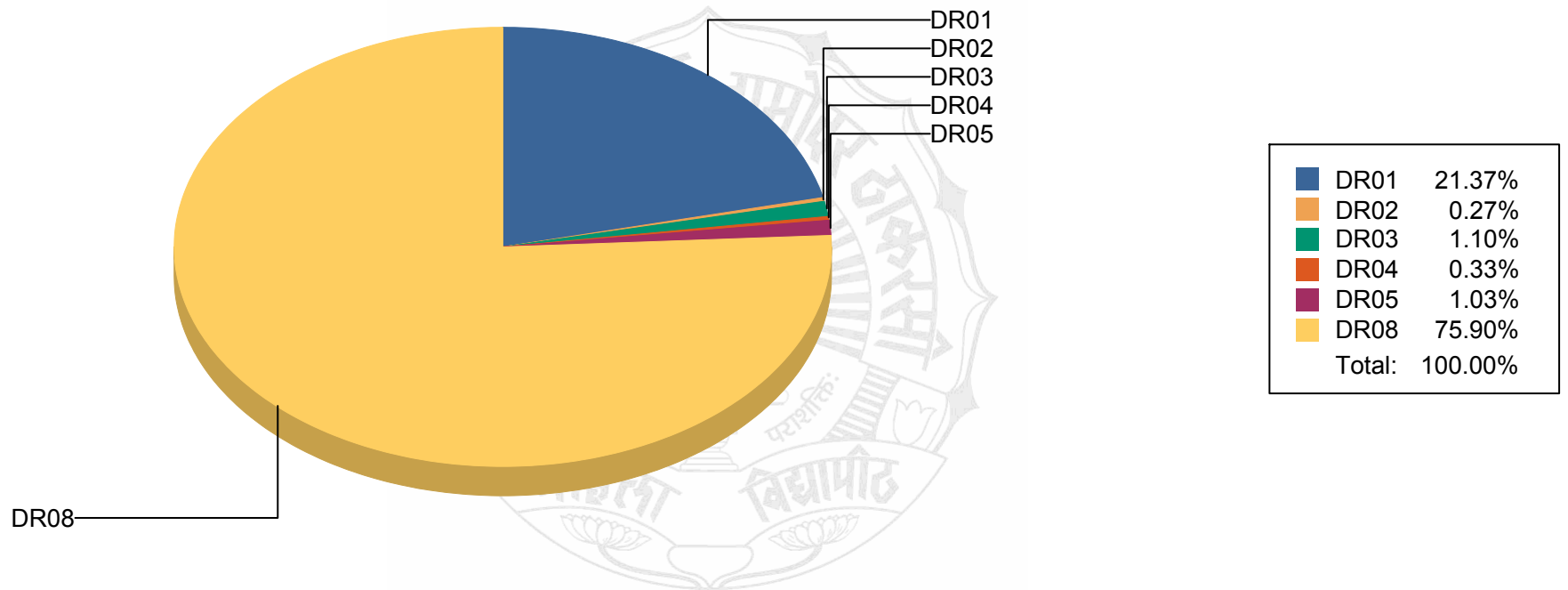
S.N.D.T. Women's University

1, Nathibai Thackersey Road, Mumbai 400020

BUDGET INTRODUCTORY NOTE

Budget Estimates 2018 - 2019 & Revised Budget 2017 - 2018

CONSOLIDATED ABSTRACT : S.N.D.T. WOMEN'S UNIVERSITY & INSTITUTIONS (RECEIPTS)



RECEIPTS

Sector D : Deposits And Advances Budget



S.N.D.T. Women's University

1, Nathibai Thackersey Road, Mumbai 400020


BUDGET INTRODUCTORY NOTE

Budget Estimates 2018 - 2019 & Revised Budget 2017 - 2018

CONSOLIDATED ABSTRACT : S.N.D.T. WOMEN'S UNIVERSITY & INSTITUTIONS (RECEIPTS)

Sector D : Deposits And Advances Budget

| Sr. No. | Alias | Particulars | Budget Estimates 2018 - 2019 [Receipts Figures in Lakh] | Budget Estimates 2018 - 2019 [Receipts Figures In %] |
|---|--------------|-------------------------------------|--|---|
| 1. | DR01 | Students Related Deposits | 389.69 | 21.37 |
| 2. | DR02 | Deposits From Academic Institutions | 5.00 | 0.27 |
| 3. | DR03 | Deposit From Contrators | 20.00 | 1.10 |
| 4. | DR04 | Other Deposits | 6.00 | 0.33 |
| 5. | DR05 | Advances To Employees | 18.79 | 1.03 |
| 6. | DR08 | Other Advances & Loans | 1,384.38 | 75.90 |
| (Deposits And Advances Budget) Sector D Receipts Total : | | | 1,823.86 | 100.00 |





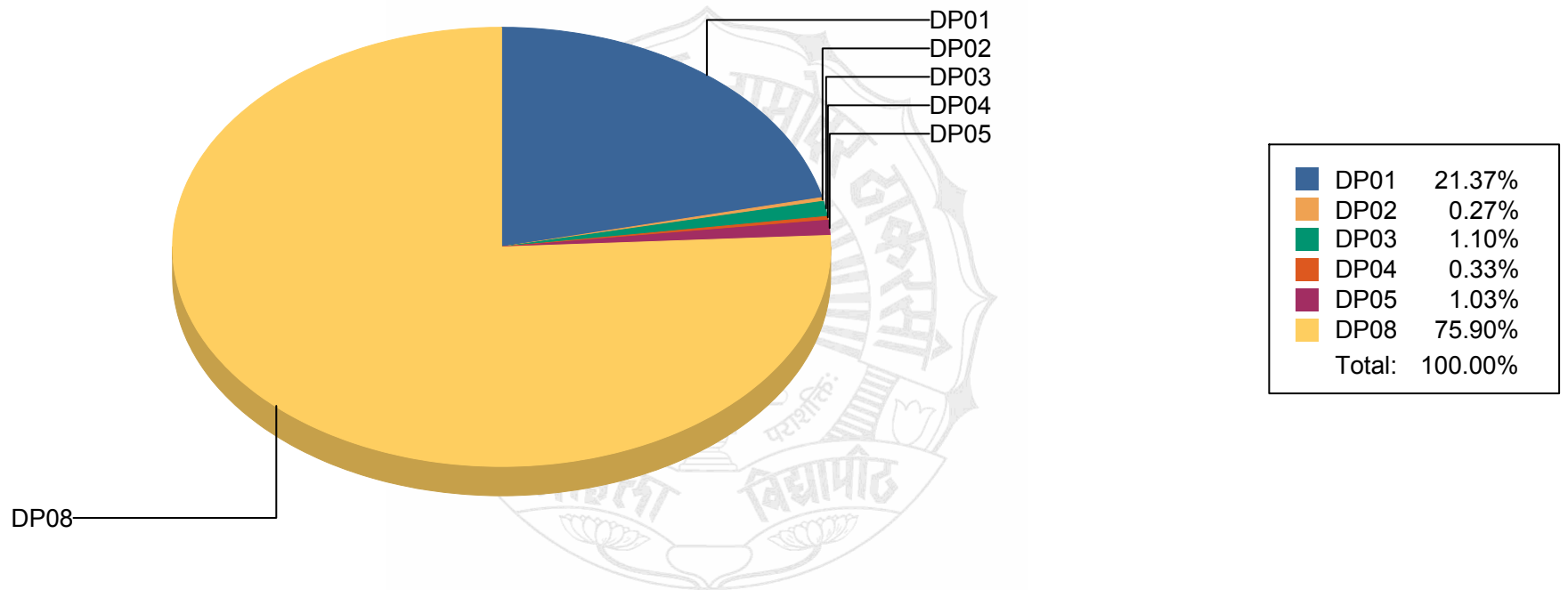
S.N.D.T. Women's University

1, Nathibai Thackersey Road, Mumbai 400020

BUDGET INTRODUCTORY NOTE

Budget Estimates 2018 - 2019 & Revised Budget 2017 - 2018

CONSOLIDATED ABSTRACT : S.N.D.T. WOMEN'S UNIVERSITY & INSTITUTIONS (EXPENDITURE)



EXPENDITURE
Sector D : Deposits And Advances Budget



S.N.D.T. Women's University

1, Nathibai Thackersey Road, Mumbai 400020


BUDGET INTRODUCTORY NOTE

Budget Estimates 2018 - 2019 & Revised Budget 2017 - 2018

CONSOLIDATED ABSTRACT : S.N.D.T. WOMEN'S UNIVERSITY & INSTITUTIONS (EXPENDITURE)

Sector D : Deposits And Advances Budget

| Sr. No. | Alias | Particulars | Budget Estimates 2018 - 2019 [Expenditure Figures in Lakh] | Budget Estimates 2018 - 2019 [Expenditure Figures In %] |
|--|--------------|-------------------------------------|---|--|
| 1. | DP01 | Students Related Deposits | 389.69 | 21.37 |
| 2. | DP02 | Deposits From Academic Institutions | 5.00 | 0.27 |
| 3. | DP03 | Deposit From Contrators | 20.00 | 1.10 |
| 4. | DP04 | Other Deposits | 6.00 | 0.33 |
| 5. | DP05 | Advances To Employees | 18.79 | 1.03 |
| 6. | DP08 | Other Advances & Loans | 1,384.38 | 75.90 |
| (Deposits And Advances Budget) Sector D Expenditure Total : | | | 1,823.86 | 100.00 |





S.N.D.T. Women's University

1, Nathibai Thackersey Road, Mumbai 400020

BUDGET INTRODUCTORY NOTE

Budget Estimates 2018 - 2019 & Revised Budget 2017 - 2018

CONSOLIDATED ABSTRACT : S.N.D.T. WOMEN'S UNIVERSITY & INSTITUTIONS

Sector A : Capital And Revenue Receipt / Expenditure Budget

(Figures in Lakh)

| RECEIPTS | | | | | EXPENDITURE | | | | |
|---|---------------------------------------|------------------------------|----------------------------|------------------------------|--|---------------------------------------|------------------------------|----------------------------|------------------------------|
| Particulars | Unaudited Figure for Year 2016 - 2017 | Budget Estimates 2017 - 2018 | Revised Budget 2017 - 2018 | Budget Estimates 2018 - 2019 | Particulars | Unaudited Figure for Year 2016 - 2017 | Budget Estimates 2017 - 2018 | Revised Budget 2017 - 2018 | Budget Estimates 2018 - 2019 |
| AR01 Land & Building | 1.13 | 101.20 | 1.09 | 1.10 | AP01 Land & Building | 271.43 | 1,102.15 | 117.59 | 780.00 |
| | | | | | AP02 Plant & Machinery | --- | 5.00 | --- | 5.00 |
| | | | | | AP03 Furniture & Fixtures | 27.99 | 311.30 | 70.29 | 331.03 |
| | | | | | AP04 Equipments | 24.36 | 216.38 | 113.65 | 218.75 |
| | | | | | AP05 Electrical Installation Work | 34.07 | 78.91 | 9.64 | 39.10 |
| | | | | | AP06 Vehicles | 10.05 | 48.20 | 54.30 | 38.50 |
| | | | | | AP07 Books & Journals | 77.67 | 103.81 | 102.93 | 121.22 |
| | | | | | AP08 Software & Development | 16.43 | 62.15 | 33.30 | 76.02 |
| | | | | | AP09 Hardware & Peripherals | 24.75 | 116.22 | 63.08 | 145.30 |
| AR10 Other Development Receipts | 259.75 | 481.94 | 299.36 | 464.97 | AP10 Other Development Expenditure | 0.45 | 8.10 | 2.35 | 3.40 |
| AR11 Transfer From Endowment & Special Fund (Capital) | 259.26 | 633.00 | 1.55 | 601.55 | | | | | |
| AR21 Fees From Students & Colleges | 3,425.01 | 4,330.78 | 4,018.69 | 4,857.10 | AP21 Academic & Activity Expenses | 661.52 | 949.04 | 859.67 | 1,021.02 |
| | | | | | AP22 Administrative & General Expenses | 1,114.26 | 1,935.73 | 1,627.76 | 1,985.23 |
| AR31 Salary Grants | 6,548.95 | 8,985.47 | 7,550.71 | 8,807.81 | AP31 Staff Payments & Benefits | 7,945.14 | 9,757.38 | 8,684.70 | 10,329.43 |
| AR32 Other Income | 305.08 | 405.78 | 343.23 | 352.25 | AP32 Expenditure From Endowment & Special Fund | 192.90 | 88.02 | 40.33 | 37.20 |
| AR33 Income From Investments | 401.39 | 660.50 | 817.71 | 596.94 | | | | | |
| AR34 Sale Of Publications | 16.54 | 13.14 | 14.91 | 15.64 | | | | | |
| AR35 Compensation For Using Premises | 257.70 | 362.62 | 306.25 | 455.32 | | | | | |
| AR36 Transfer From Endowment & Special Fund (Revenue) | 192.81 | 132.20 | 40.08 | 38.00 | | | | | |
| Receipts Total : | 11,667.62 | 16,106.62 | 13,393.57 | 16,190.69 | Expenditure Total : | 10,401.03 | 14,782.38 | 11,779.60 | 15,131.19 |
| NET SURPLUS | 1,266.59 | 1,324.24 | 1,613.98 | 1,059.49 | NET DEFICIT | --- | --- | --- | --- |



S.N.D.T. Women's University

1, Nathibai Thackersey Road, Mumbai 400020

BUDGET INTRODUCTORY NOTE

Budget Estimates 2018 - 2019 & Revised Budget 2017 - 2018

CONSOLIDATED ABSTRACT : S.N.D.T. WOMEN'S UNIVERSITY & INSTITUTIONS

Sector B : Agency Budget

(Figures in Lakh)

| RECEIPTS | | | | | EXPENDITURE | | | | |
|--|---------------------------------------|------------------------------|----------------------------|------------------------------|--|---------------------------------------|------------------------------|----------------------------|------------------------------|
| Particulars | Unaudited Figure for Year 2016 - 2017 | Budget Estimates 2017 - 2018 | Revised Budget 2017 - 2018 | Budget Estimates 2018 - 2019 | Particulars | Unaudited Figure for Year 2016 - 2017 | Budget Estimates 2017 - 2018 | Revised Budget 2017 - 2018 | Budget Estimates 2018 - 2019 |
| BR01 Grant -In- Aid State /Central Government Agency - Other Than Research | 493.58 | 2,963.56 | 1,432.43 | 3,282.02 | BP01 Grant -In- Aid State /Central Government Agency - Other Than Research | 493.58 | 2,963.56 | 1,432.43 | 3,282.02 |
| BR02 Grant -In- Aid State /Central Government Agency - Research | 88.39 | 94.50 | 56.56 | 1,063.00 | BP02 Grant -In- Aid State /Central Government Agency - Research | 88.39 | 94.50 | 56.56 | 1,063.00 |
| BR03 Grant-In-Aid Other Agencies | 44.14 | 209.47 | 449.96 | 614.22 | BP03 Grant-In-Aid Other Agencies - Other Than Research | 44.14 | 209.47 | 449.96 | 614.22 |
| BR04 Grant-In-Aid Other Agencies- Research | 29.83 | 35.39 | 135.20 | 119.57 | BP04 Grant-In-Aid Other Agencies- Research | 29.83 | 35.39 | 135.20 | 119.57 |
| BR05 Grant-In-Aid U G C - Capital | 0.05 | 1.87 | 0.05 | 0.05 | BP05 Grant-In-Aid U G C - Capital | 0.05 | 1.87 | 0.05 | 0.05 |
| BR06 Merged Schemes | --- | 202.50 | 1.00 | 3.00 | BP06 Merged Schemes | --- | 202.50 | 1.00 | 3.00 |
| BR07 Grant-In-Aid U G C - Revenue -Development -Merged Schemes | 4.29 | 2.15 | 3.13 | 6.00 | BP07 Grant-In-Aid U G C - Revenue -Development -Merged Schemes | 4.29 | 2.15 | 3.13 | 6.00 |
| BR08 Grant-In-Aid U G C - Other Than Plan - Revenue | 138.05 | 208.43 | 215.66 | 271.00 | BP08 Grant-In-Aid U G C - Other Than Plan - Revenue | 138.05 | 208.43 | 215.66 | 271.00 |
| BR09 Grant-In-Aid U G C - Other Than Plan - Capital / Revenue | 29.39 | 1,199.97 | 128.73 | 1,101.40 | BP09 Grant-In-Aid U G C -Other Than Plan - Capital/ Revenue | 29.39 | 1,199.97 | 128.73 | 1,101.40 |
| BR10 Grant-In-Aid U G C - Xii Plan - Capital | 189.65 | 340.50 | 88.09 | --- | BP10 Grant-In-Aid U G C -Other Than Plan - Capital/ Revenue | 189.65 | 340.50 | 88.09 | --- |
| BR11 Grant-In-Aid U G C - Xii Plan - Revenue | 21.85 | 37.00 | 30.10 | 2.50 | BP11 Grant-In-Aid U G C - Xii Plan - Revenue | 21.85 | 37.00 | 30.10 | 2.50 |
| BR12 Grants - In - Aid UGC -XIII Plan -capital | 1.60 | 96.50 | 96.50 | 500.00 | BP12 Grant In Aid U G C - XIII Plan - Capital | 1.60 | 96.50 | 96.50 | 500.00 |
| BR13 Grants -in - Aid U G C -XII Plan -Revenue | --- | 152.05 | 152.05 | 500.00 | BP13 Grant In Aid U G C - XIII Plan -Revenue | --- | 152.05 | 152.05 | 500.00 |
| BR51 UGC Autonomus College Scheme | 9.00 | 9.00 | 9.00 | 9.00 | BP51 UGC Autonomus College Scheme | 9.00 | 9.00 | 9.00 | 9.00 |
| BR52 UGC CPE / CE SCHEME | 102.00 | 30.00 | 102.00 | 45.00 | BP52 UGC CPE / CE SCHEME | 102.00 | 30.00 | 102.00 | 45.00 |
| Receipts Total : | 1,151.82 | 5,582.89 | 2,900.46 | 7,516.75 | Expenditure Total : | 1,151.82 | 5,582.89 | 2,900.46 | 7,516.75 |
| NET SURPLUS | 0.00 | --- | --- | --- | NET DEFICIT | --- | --- | --- | --- |



S.N.D.T. Women's University

1, Nathibai Thackersey Road, Mumbai 400020

BUDGET INTRODUCTORY NOTE

Budget Estimates 2018 - 2019 & Revised Budget 2017 - 2018

CONSOLIDATED ABSTRACT : S.N.D.T. WOMEN'S UNIVERSITY & INSTITUTIONS

Sector C : Earmarked And Special Funds Budget

(Figures in Lakh)

| RECEIPTS | | | | | EXPENDITURE | | | | |
|-----------------------------------|---------------------------------------|------------------------------|----------------------------|------------------------------|------------------------------------|---------------------------------------|------------------------------|----------------------------|------------------------------|
| Particulars | Unaudited Figure for Year 2016 - 2017 | Budget Estimates 2017 - 2018 | Revised Budget 2017 - 2018 | Budget Estimates 2018 - 2019 | Particulars | Unaudited Figure for Year 2016 - 2017 | Budget Estimates 2017 - 2018 | Revised Budget 2017 - 2018 | Budget Estimates 2018 - 2019 |
| CR01 Corpus Fund | 4.58 | 114.97 | 14.92 | 114.92 | CP01 Corpus Fund | 4.58 | 114.97 | 14.92 | 114.92 |
| CR02 General Reserve Fund | --- | 50.00 | --- | 50.00 | CP02 General Reserve Fund | --- | 50.00 | --- | 50.00 |
| CR04 Trust Fund | 9.39 | 71.86 | 9.22 | 70.47 | CP04 Trust Fund | 9.39 | 71.86 | 9.22 | 70.47 |
| CR05 Salary Fund | --- | 351.00 | --- | 350.00 | CP05 Salary Fund | --- | 351.00 | --- | 350.00 |
| CR06 Prize Fund | 14.37 | 23.00 | 15.29 | 22.00 | CP06 Prize Fund | 14.37 | 23.00 | 15.29 | 22.00 |
| CR07 Memorial Lecture Series Fund | --- | --- | --- | 38.00 | CP07 Memorial Lecture Series Fund | --- | --- | --- | 38.00 |
| CR08 Chair | 183.20 | 114.20 | 25.91 | 6.00 | CP08 Chair | 183.20 | 114.20 | 25.91 | 6.00 |
| CR09 Research & Development Fund | 0.01 | --- | 1.67 | --- | CP09 Research & Development Fund | 0.01 | --- | 1.67 | --- |
| CR10 Depreciation Fund Receipt | --- | 68.00 | --- | 50.00 | CP10 Depreciation Fund Expenditure | --- | 68.00 | --- | 50.00 |
| CR11 Other Donations Fund | --- | 50.00 | --- | 50.00 | CP11 Other Donations Fund | --- | 50.00 | --- | 50.00 |
| CR12 Endowment Fund | 0.10 | 10.00 | 2.50 | 13.50 | CP12 Endowment Funds | 0.10 | 10.00 | 2.50 | 13.50 |
| CR13 Staff Welfare Fund | --- | 50.00 | --- | 50.00 | CP13 Staff Welfare Fund | --- | 50.00 | --- | 50.00 |
| CR14 Development & Programme Fund | 0.65 | 0.05 | 0.55 | 1.05 | CP14 Development & Programme Fund | 0.65 | 0.05 | 0.55 | 1.05 |
| CR15 Building Fund | 256.67 | 613.00 | --- | 600.00 | CP15 Building Fund | 256.67 | 613.00 | --- | 600.00 |
| CR16 Bhaubeej Nidhi Fund | --- | 10.00 | 20.00 | 17.00 | CP16 Bhaubeej Nidhi Fund | --- | 10.00 | 20.00 | 17.00 |
| Receipts Total : | 468.97 | 1,526.08 | 90.06 | 1,432.94 | Expenditure Total : | 468.97 | 1,526.08 | 90.06 | 1,432.94 |
| NET SURPLUS | --- | --- | --- | --- | NET DEFICIT | --- | --- | --- | --- |



S.N.D.T. Women's University

1, Nathibai Thackersey Road, Mumbai 400020

BUDGET INTRODUCTORY NOTE

Budget Estimates 2018 - 2019 & Revised Budget 2017 - 2018

CONSOLIDATED ABSTRACT : S.N.D.T. WOMEN'S UNIVERSITY & INSTITUTIONS

Sector D : Deposits And Advances Budget

(Figures in Lakh)

| RECEIPTS | | | | | EXPENDITURE | | | | |
|--|---------------------------------------|------------------------------|----------------------------|------------------------------|--|---------------------------------------|------------------------------|----------------------------|------------------------------|
| Particulars | Unaudited Figure for Year 2016 - 2017 | Budget Estimates 2017 - 2018 | Revised Budget 2017 - 2018 | Budget Estimates 2018 - 2019 | Particulars | Unaudited Figure for Year 2016 - 2017 | Budget Estimates 2017 - 2018 | Revised Budget 2017 - 2018 | Budget Estimates 2018 - 2019 |
| DR01 Students Related Deposits | 289.35 | 314.06 | 327.46 | 389.69 | DP01 Students Related Deposits | 289.35 | 311.71 | 327.46 | 389.69 |
| DR02 Deposits From Academic Institutions | --- | 17.00 | 0.10 | 5.00 | DP02 Deposits From Academic Institutions | --- | 19.00 | 0.10 | 5.00 |
| DR03 Deposit From Contrators | 2.52 | 30.00 | 19.00 | 20.00 | DP03 Deposit From Contrators | 2.52 | 30.00 | 19.00 | 20.00 |
| DR04 Other Deposits | 2.71 | 5.15 | 5.45 | 6.00 | DP04 Other Deposits | 2.71 | 5.00 | 5.45 | 6.00 |
| DR05 Advances To Employees | 17.13 | 28.45 | 17.37 | 18.79 | DP05 Advances To Employees | 17.13 | 25.95 | 17.37 | 18.79 |
| DR08 Other Advances & Loans | 584.38 | 813.48 | 2,375.80 | 1,384.38 | DP08 Other Advances & Loans | 584.38 | 816.48 | 2,375.80 | 1,384.38 |
| Receipts Total : | 896.09 | 1,208.14 | 2,745.17 | 1,823.86 | Expenditure Total : | 896.09 | 1,208.14 | 2,745.17 | 1,823.86 |
| NET SURPLUS | --- | --- | --- | --- | NET DEFICIT | --- | --- | --- | --- |




S.N.D.T. Women's University

1, Nathibai Thackersey Road, Mumbai 400020

NET SURPLUS / DEFICIT

(Figures in Lakh)

| RECEIPTS | | | | EXPENDITURE | | | |
|---|------------------------------|----------------------------|------------------------------|---|------------------------------|----------------------------|------------------------------|
| Particulars | Budget Estimates 2017 - 2018 | Revised Budget 2017 - 2018 | Budget Estimates 2018 - 2019 | Particulars | Budget Estimates 2017 - 2018 | Revised Budget 2017 - 2018 | Budget Estimates 2018 - 2019 |
| Sector A Capital And Revenue Receipt / Expenditure Budget | 16,106.62 | 13,393.57 | 16,190.69 | Sector A Capital And Revenue Receipt / Expenditure Budget | 14,782.38 | 11,779.60 | 15,131.19 |
| Sector B Agency Budget | 5,582.89 | 2,900.46 | 7,516.75 | Sector B Agency Budget | 5,582.89 | 2,900.46 | 7,516.75 |
| Sector C Earmarked And Special Funds Budget | 1,526.08 | 90.06 | 1,432.94 | Sector C Earmarked And Special Funds Budget | 1,526.08 | 90.06 | 1,432.94 |
| Sector D Deposits And Advances Budget | 1,208.14 | 2,745.17 | 1,823.86 | Sector D Deposits And Advances Budget | 1,208.14 | 2,745.17 | 1,823.86 |
| Receipts Total : | 24,423.73 | 19,129.28 | 26,964.24 | Expenditure Total : | 23,099.49 | 17,515.30 | 25,904.75 |
| NET SURPLUS | 1,324.24 | 1,613.98 | 1,059.49 | NET DEFICIT | --- | --- | --- |





S.N.D.T. Women's University

1, Nathibai Thackersey Road, Mumbai 400020

BUDGET AT A GLANCE

Sector A : Capital And Revenue Receipt / Expenditure Budget

(Figures in Lakh)

| PARTICULAR | TOTAL RECEIPTS | | | | | | PARTICULAR | TOTAL EXPENDITURE | | | | | |
|---|----------------------------|-----------------|------------------|------------------------------|-----------------|------------------|--|----------------------------|-----------------|------------------|------------------------------|-----------------|------------------|
| | Revised Budget 2017 - 2018 | | | Budget Estimates 2018 - 2019 | | | | Revised Budget 2017 - 2018 | | | Budget Estimates 2018 - 2019 | | |
| | Aided | UnAided | Total | Aided | UnAided | Total | | Aided | UnAided | Total | Aided | UnAided | Total |
| AR01 - Land & Building | 1.09 | --- | 1.09 | 1.10 | --- | 1.10 | AP01 - Land & Building | 105.74 | 11.85 | 117.59 | 761.80 | 18.20 | 780.00 |
| | | | | | | | AP02 - Plant & Machinery | --- | --- | --- | 5.00 | --- | 5.00 |
| | | | | | | | AP03 - Furniture & Fixtures | 34.26 | 36.03 | 70.29 | 257.31 | 73.72 | 331.03 |
| | | | | | | | AP04 - Equipments | 71.17 | 42.48 | 113.65 | 88.01 | 130.74 | 218.75 |
| | | | | | | | AP05 - Electrical Installation Work | 3.21 | 6.43 | 9.64 | 28.07 | 11.03 | 39.10 |
| | | | | | | | AP06 - Vehicles | 36.30 | 18.00 | 54.30 | 18.50 | 20.00 | 38.50 |
| | | | | | | | AP07 - Books & Journals | 93.48 | 9.45 | 102.93 | 110.30 | 10.93 | 121.22 |
| | | | | | | | AP08 - Software & Development | 12.40 | 20.90 | 33.30 | 36.57 | 39.45 | 76.02 |
| | | | | | | | AP09 - Hardware & Peripherals | 18.72 | 44.36 | 63.08 | 53.82 | 91.48 | 145.30 |
| AR10 - Other Development Receipts | 76.35 | 223.00 | 299.36 | 102.30 | 362.67 | 464.97 | AP10 - Other Development Expenditure | 1.85 | 0.50 | 2.35 | 2.90 | 0.50 | 3.40 |
| AR11 - Transfer From Endowment & Special Fund (Capital) | 1.55 | --- | 1.55 | 601.55 | --- | 601.55 | | | | | | | |
| AR21 - Fees From Students & Colleges | 2,004.49 | 2,014.20 | 4,018.69 | 2,199.11 | 2,657.99 | 4,857.10 | AP21 - Academic & Activity Expenses | 728.60 | 131.07 | 859.67 | 831.87 | 189.16 | 1,021.02 |
| | | | | | | | AP22 - Administrative & General Expenses | 928.73 | 699.04 | 1,627.76 | 1,082.89 | 902.34 | 1,985.23 |
| AR31 - Salary Grants | 7,461.21 | 89.50 | 7,550.71 | 8,698.88 | 108.93 | 8,807.81 | AP31 - Staff Payments & Benefits | 7,334.76 | 1,349.94 | 8,684.70 | 8,647.51 | 1,681.92 | 10,329.43 |
| AR32 - Other Income | 283.81 | 59.43 | 343.23 | 295.94 | 56.32 | 352.25 | AP32 - Expenditure From Endowment & Special Fund | 40.33 | --- | 40.33 | 37.20 | --- | 37.20 |
| AR33 - Income From Investments | 263.39 | 554.32 | 817.71 | 270.26 | 326.69 | 596.94 | | | | | | | |
| AR34 - Sale Of Publications | 12.95 | 1.96 | 14.91 | 13.40 | 2.24 | 15.64 | | | | | | | |
| AR35 - Compensation For Using Premises | 72.25 | 234.00 | 306.25 | 148.45 | 306.87 | 455.32 | | | | | | | |
| AR36 - Transfer From Endowment & Special Fund (Revenue) | 40.08 | --- | 40.08 | 37.00 | 1.00 | 38.00 | | | | | | | |
| Sector A Total : | 10,217.17 | 3,176.41 | 13,393.57 | 12,367.99 | 3,822.70 | 16,190.69 | Sector A Total : | 9,409.56 | 2,370.04 | 11,779.60 | 11,961.74 | 3,169.45 | 16,190.69 |
| SURPLUS | 807.61 | 806.37 | 1,613.98 | 406.25 | 653.25 | 1,059.49 | DEFICIT | --- | --- | --- | --- | --- | --- |

BUDGET AT A GLANCE

Sector B : Agency Budget

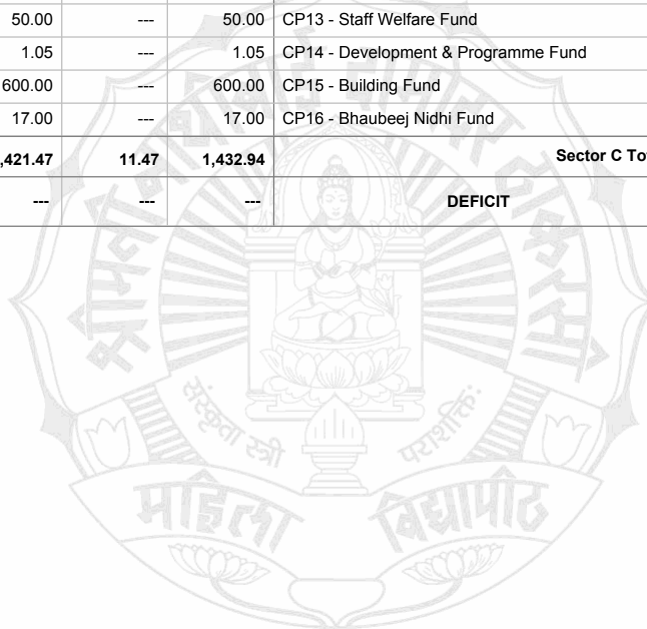
(Figures in Lakh)

| PARTICULAR | TOTAL RECEIPTS | | | | | | PARTICULAR | TOTAL EXPENDITURE | | | | | |
|--|----------------------------|--------------|-----------------|------------------------------|--------------|-----------------|--|----------------------------|--------------|-----------------|------------------------------|--------------|-----------------|
| | Revised Budget 2017 - 2018 | | | Budget Estimates 2018 - 2019 | | | | Revised Budget 2017 - 2018 | | | Budget Estimates 2018 - 2019 | | |
| | Aided | UnAided | Total | Aided | UnAided | Total | | Aided | UnAided | Total | Aided | UnAided | Total |
| BR01 - Grant -In- Aid State /Central Government Agency - Other Than Research | 1,432.43 | --- | 1,432.43 | 3,282.02 | --- | 3,282.02 | BP01 - Grant -In- Aid State /Central Government Agency - Other Than Research | 1,432.43 | --- | 1,432.43 | 3,282.02 | --- | 3,282.02 |
| BR02 - Grant -In- Aid State /Central Government Agency - Research | 31.56 | 25.00 | 56.56 | 1,038.00 | 25.00 | 1,063.00 | BP02 - Grant -In- Aid State /Central Government Agency - Research | 31.56 | 25.00 | 56.56 | 1,038.00 | 25.00 | 1,063.00 |
| BR03 - Grant-In-Aid Other Agencies | 406.70 | 43.26 | 449.96 | 568.12 | 46.10 | 614.22 | BP03 - Grant-In-Aid Other Agencies - Other Than Research | 406.70 | 43.26 | 449.96 | 568.12 | 46.10 | 614.22 |
| BR04 - Grant-In-Aid Other Agencies- Research | 112.37 | 22.83 | 135.20 | 98.61 | 20.96 | 119.57 | BP04 - Grant-In-Aid Other Agencies- Research | 112.37 | 22.83 | 135.20 | 98.61 | 20.96 | 119.57 |
| BR05 - Grant-In-Aid U G C - Capital | 0.05 | --- | 0.05 | 0.05 | --- | 0.05 | BP05 - Grant-In-Aid U G C - Capital | 0.05 | --- | 0.05 | 0.05 | --- | 0.05 |
| BR06 - Merged Schemes | 1.00 | --- | 1.00 | 3.00 | --- | 3.00 | BP06 - Merged Schemes | 1.00 | --- | 1.00 | 3.00 | --- | 3.00 |
| BR07 - Grant-In-Aid U G C - Revenue -Development -Merged Schemes | 3.13 | --- | 3.13 | 6.00 | --- | 6.00 | BP07 - Grant-In-Aid U G C - Revenue -Development -Merged Schemes | 3.13 | --- | 3.13 | 6.00 | --- | 6.00 |
| BR08 - Grant-In-Aid U G C - Other Than Plan - Revenue | 215.66 | --- | 215.66 | 271.00 | --- | 271.00 | BP08 - Grant-In-Aid U G C - Other Than Plan - Revenue | 215.66 | --- | 215.66 | 271.00 | --- | 271.00 |
| BR09 - Grant-In-Aid U G C - Other Than Plan - Capital / Revenue | 128.73 | --- | 128.73 | 1,101.40 | --- | 1,101.40 | BP09 - Grant-In-Aid U G C -Other Than Plan - Capital/ Revenue | 128.73 | --- | 128.73 | 1,101.40 | --- | 1,101.40 |
| BR10 - Grant-In-Aid U G C - Xii Plan - Capital | 88.09 | --- | 88.09 | --- | --- | --- | BP10 - Grant-In-Aid U G C - Xii Plan - Capital | 88.09 | --- | 88.09 | --- | --- | --- |
| BR11 - Grant-In-Aid U G C - Xii Plan - Revenue | 30.10 | --- | 30.10 | 2.50 | --- | 2.50 | BP11 - Grant-In-Aid U G C - Xii Plan - Revenue | 30.10 | --- | 30.10 | 2.50 | --- | 2.50 |
| BR12 - Grants - In - Aid UGC -XIII Plan -capital | 96.50 | --- | 96.50 | 500.00 | --- | 500.00 | BP12 - Grant In Aid U G C - XIII Plan - Capital | 96.50 | --- | 96.50 | 500.00 | --- | 500.00 |
| BR13 - Grants -in - Aid U G C -XII Plan -Revenue | 152.05 | --- | 152.05 | 500.00 | --- | 500.00 | BP13 - Grant In Aid U G C - XIII Plan -Revenue | 152.05 | --- | 152.05 | 500.00 | --- | 500.00 |
| BR51 - UGC Autonomus College Scheme | 9.00 | --- | 9.00 | 9.00 | --- | 9.00 | BP51 - UGC Autonomus College Scheme | 9.00 | --- | 9.00 | 9.00 | --- | 9.00 |
| BR52 - UGC CPE / CE SCHEME | 102.00 | --- | 102.00 | 45.00 | --- | 45.00 | BP52 - UGC CPE / CE SCHEME | 102.00 | --- | 102.00 | 45.00 | --- | 45.00 |
| Sector B Total : | 2,809.38 | 91.09 | 2,900.46 | 7,424.69 | 92.06 | 7,516.75 | Sector B Total : | 2,809.38 | 91.09 | 2,900.46 | 7,424.69 | 92.06 | 7,516.75 |
| SURPLUS | --- | --- | --- | --- | --- | --- | DEFICIT | --- | --- | --- | --- | --- | --- |

BUDGET AT A GLANCE
Sector C : Earmarked And Special Funds Budget

(Figures in Lakh)

| PARTICULAR | TOTAL RECEIPTS | | | | | | PARTICULAR | TOTAL EXPENDITURE | | | | | |
|-------------------------------------|----------------------------|--------------|--------------|------------------------------|--------------|-----------------|--------------------------------------|----------------------------|--------------|--------------|------------------------------|--------------|-----------------|
| | Revised Budget 2017 - 2018 | | | Budget Estimates 2018 - 2019 | | | | Revised Budget 2017 - 2018 | | | Budget Estimates 2018 - 2019 | | |
| | Aided | UnAided | Total | Aided | UnAided | Total | | Aided | UnAided | Total | Aided | UnAided | Total |
| CR01 - Corpus Fund | 13.92 | 1.00 | 14.92 | 113.92 | 1.00 | 114.92 | CP01 - Corpus Fund | 13.92 | 1.00 | 14.92 | 113.92 | 1.00 | 114.92 |
| CR02 - General Reserve Fund | --- | --- | --- | 50.00 | --- | 50.00 | CP02 - General Reserve Fund | --- | --- | --- | 50.00 | --- | 50.00 |
| CR04 - Trust Fund | --- | 9.22 | 9.22 | 60.00 | 10.47 | 70.47 | CP04 - Trust Fund | --- | 9.22 | 9.22 | 60.00 | 10.47 | 70.47 |
| CR05 - Salary Fund | --- | --- | --- | 350.00 | --- | 350.00 | CP05 - Salary Fund | --- | --- | --- | 350.00 | --- | 350.00 |
| CR06 - Prize Fund | 15.29 | --- | 15.29 | 22.00 | --- | 22.00 | CP06 - Prize Fund | 15.29 | --- | 15.29 | 22.00 | --- | 22.00 |
| CR07 - Memorial Lecture Series Fund | --- | --- | --- | 38.00 | --- | 38.00 | CP07 - Memorial Lecture Series Fund | --- | --- | --- | 38.00 | --- | 38.00 |
| CR08 - Chair | 25.91 | --- | 25.91 | 6.00 | --- | 6.00 | CP08 - Chair | 25.91 | --- | 25.91 | 6.00 | --- | 6.00 |
| CR09 - Research & Development Fund | 1.67 | --- | 1.67 | --- | --- | --- | CP09 - Research & Development Fund | 1.67 | --- | 1.67 | --- | --- | --- |
| CR10 - Depreciation Fund Receipt | --- | --- | --- | 50.00 | --- | 50.00 | CP10 - Depreciation Fund Expenditure | --- | --- | --- | 50.00 | --- | 50.00 |
| CR11 - Other Donations Fund | --- | --- | --- | 50.00 | --- | 50.00 | CP11 - Other Donations Fund | --- | --- | --- | 50.00 | --- | 50.00 |
| CR12 - Endowment Fund | 2.50 | --- | 2.50 | 13.50 | --- | 13.50 | CP12 - Endowment Funds | 2.50 | --- | 2.50 | 13.50 | --- | 13.50 |
| CR13 - Staff Welfare Fund | --- | --- | --- | 50.00 | --- | 50.00 | CP13 - Staff Welfare Fund | --- | --- | --- | 50.00 | --- | 50.00 |
| CR14 - Development & Programme Fund | 0.55 | --- | 0.55 | 1.05 | --- | 1.05 | CP14 - Development & Programme Fund | 0.55 | --- | 0.55 | 1.05 | --- | 1.05 |
| CR15 - Building Fund | --- | --- | --- | 600.00 | --- | 600.00 | CP15 - Building Fund | --- | --- | --- | 600.00 | --- | 600.00 |
| CR16 - Bhaubeej Nidhi Fund | 20.00 | --- | 20.00 | 17.00 | --- | 17.00 | CP16 - Bhaubeej Nidhi Fund | 20.00 | --- | 20.00 | 17.00 | --- | 17.00 |
| Sector C Total : | 79.84 | 10.22 | 90.06 | 1,421.47 | 11.47 | 1,432.94 | Sector C Total : | 79.84 | 10.22 | 90.06 | 1,421.47 | 11.47 | 1,432.94 |
| SURPLUS | --- | --- | --- | --- | --- | --- | DEFICIT | --- | --- | --- | --- | --- | --- |



BUDGET AT A GLANCE
Sector D : Deposits And Advances Budget

(Figures in Lakh)

| PARTICULAR | TOTAL RECEIPTS | | | | | | PARTICULAR | TOTAL EXPENDITURE | | | | | |
|--|----------------------------|---------------|-----------------|------------------------------|---------------|-----------------|--|----------------------------|---------------|-----------------|------------------------------|---------------|-----------------|
| | Revised Budget 2017 - 2018 | | | Budget Estimates 2018 - 2019 | | | | Revised Budget 2017 - 2018 | | | Budget Estimates 2018 - 2019 | | |
| | Aided | UnAided | Total | Aided | UnAided | Total | | Aided | UnAided | Total | Aided | UnAided | Total |
| DR01 - Students Related Deposits | 283.16 | 44.29 | 327.46 | 329.95 | 59.74 | 389.69 | DP01 - Students Related Deposits | 283.16 | 44.29 | 327.46 | 329.95 | 59.74 | 389.69 |
| DR02 - Deposits From Academic Institutions | --- | 0.10 | 0.10 | --- | 5.00 | 5.00 | DP02 - Deposits From Academic Institutions | --- | 0.10 | 0.10 | --- | 5.00 | 5.00 |
| DR03 - Deposit From Contrators | 19.00 | --- | 19.00 | 20.00 | --- | 20.00 | DP03 - Deposit From Contrators | 19.00 | --- | 19.00 | 20.00 | --- | 20.00 |
| DR04 - Other Deposits | --- | 5.45 | 5.45 | --- | 6.00 | 6.00 | DP04 - Other Deposits | --- | 5.45 | 5.45 | --- | 6.00 | 6.00 |
| DR05 - Advances To Employees | 11.10 | 6.27 | 17.37 | 11.60 | 7.19 | 18.79 | DP05 - Advances To Employees | 11.10 | 6.27 | 17.37 | 11.60 | 7.19 | 18.79 |
| DR08 - Other Advances & Loans | 2,067.65 | 308.15 | 2,375.80 | 1,038.00 | 346.38 | 1,384.38 | DP08 - Other Advances & Loans | 2,067.65 | 308.15 | 2,375.80 | 1,038.00 | 346.38 | 1,384.38 |
| Sector D Total : | 2,380.91 | 364.26 | 2,745.17 | 1,399.55 | 424.31 | 1,823.86 | Sector D Total : | 2,380.91 | 364.26 | 2,745.17 | 1,399.55 | 424.31 | 1,823.86 |
| SURPLUS | --- | --- | --- | --- | --- | --- | DEFICIT | --- | --- | --- | --- | --- | --- |





S.N.D.T. Women's University

1, Nathibai Thackersey Road, Mumbai 400020

CONSOLIDATED BUDGET SUMMARY : REVISED BUDGET FOR 2017 - 2018 & ESTIMATED BUDGET OF 2018 - 2019

TOTAL RECEIPTS

(Figures in Lakh)

| PARTICULAR | REVISED BUDGET 2017 - 2018 | | | BUDGET ESTIMATES 2018 - 2019 | | |
|-------------------------|----------------------------|-----------------|------------------|------------------------------|-----------------|------------------|
| | AIDED | UNAIDED | TOTAL | AIDED | UNAIDED | TOTAL |
| Sector A | 10,217.17 | 3,176.41 | 13,393.57 | 12,367.99 | 3,822.70 | 16,190.69 |
| Sector B | 2,809.38 | 91.09 | 2,900.46 | 7,424.69 | 92.06 | 7,516.75 |
| Sector C | 79.84 | 10.22 | 90.06 | 1,421.47 | 11.47 | 1,432.94 |
| Sector D | 2,380.91 | 364.26 | 2,745.17 | 1,399.55 | 424.31 | 1,823.86 |
| Receipts Total : | 15,487.30 | 3,641.98 | 19,129.28 | 22,613.70 | 4,350.54 | 26,964.24 |
| NET SURPLUS : | 807.61 | 806.37 | 1,613.98 | 406.25 | 653.25 | 1,059.49 |

TOTAL EXPENDITURE

(Figures in Lakh)

| PARTICULAR | REVISED BUDGET 2017 - 2018 | | | BUDGET ESTIMATES 2018 - 2019 | | |
|----------------------------|----------------------------|-----------------|------------------|------------------------------|-----------------|------------------|
| | AIDED | UNAIDED | TOTAL | AIDED | UNAIDED | TOTAL |
| Sector A | 9,409.56 | 2,370.04 | 11,779.60 | 11,961.74 | 3,169.45 | 15,131.19 |
| Sector B | 2,809.38 | 91.09 | 2,900.46 | 7,424.69 | 92.06 | 7,516.75 |
| Sector C | 79.84 | 10.22 | 90.06 | 1,421.47 | 11.47 | 1,432.94 |
| Sector D | 2,380.91 | 364.26 | 2,745.17 | 1,399.55 | 424.31 | 1,823.86 |
| Expenditure Total : | 14,679.69 | 2,835.61 | 17,515.30 | 22,207.45 | 3,697.29 | 25,904.75 |
| NET DEFICIT : | --- | --- | --- | --- | --- | --- |





S.N.D.T. Women's University

1, Nathibai Thackersey Road, Mumbai 400020

INSTITUTION WISE BUDGET ESTIMATES & SURPLUS AT A GLANCE (AIDED)

Mumbai Churchgate Campus (Aided)

(Figures in Rs.)

| SECTOR | RECEIPTS | | EXPENDITURE | | SURPLUS | SURPLUS |
|--|------------------------|--------------------------|------------------------|--------------------------|-----------------------|------------------------|
| | REVISED BUDGET | BUDGET ESTIMATES | REVISED BUDGET | BUDGET ESTIMATES | | |
| | 2017 - 2018 | 2018 - 2019 | 2017 - 2018 | 2018 - 2019 | 2017 - 2018 | 2018 - 2019 |
| Sr No. 1 [G5001] S.N.D.T. Women's University, Churchgate | | | | | | Old Aided Code : G0001 |
| Sector A | 32,18,56,968.00 | 42,19,07,100.00 | 26,61,56,641.00 | 40,24,03,700.00 | 5,57,00,327.00 | 1,95,03,400.00 |
| Sector B | 20,82,68,100.00 | 65,90,55,000.00 | 20,82,68,100.00 | 65,90,55,000.00 | --- | --- |
| Sector C | 63,69,845.00 | 14,06,50,000.00 | 63,69,845.00 | 14,06,50,000.00 | --- | --- |
| Sector D | 21,89,87,000.00 | 12,31,50,000.00 | 21,89,87,000.00 | 12,31,50,000.00 | --- | --- |
| G5001 Total : | 75,54,81,913.00 | 1,34,47,62,100.00 | 69,97,81,586.00 | 1,32,52,58,700.00 | 5,57,00,327.00 | 1,95,03,400.00 |
| Sr No. 2 [0002] S.N.D.T. College of Arts and Commerce, Churchgate, Mumbai | | | | | | Old Aided Code : 0230 |
| Sector A | 6,41,96,559.00 | 7,48,31,650.00 | 6,39,81,400.00 | 7,39,78,600.00 | 2,15,159.00 | 8,53,050.00 |
| Sector D | 9,32,300.00 | 9,56,000.00 | 9,32,300.00 | 9,56,000.00 | --- | --- |
| 0002 Total : | 6,51,28,859.00 | 7,57,87,650.00 | 6,49,13,700.00 | 7,49,34,600.00 | 2,15,159.00 | 8,53,050.00 |
| Sr No. 3 [0004] P.V.D.T. College of Education for Women, Churchgate, Mumbai | | | | | | Old Aided Code : 0232 |
| Sector A | 1,79,12,729.00 | 2,10,67,590.00 | 1,66,05,534.00 | 1,78,81,880.00 | 13,07,195.00 | 31,85,710.00 |
| Sector B | 1,98,600.00 | 2,00,000.00 | 1,98,600.00 | 2,00,000.00 | --- | --- |
| Sector D | 1,58,400.00 | 1,60,000.00 | 1,58,400.00 | 1,60,000.00 | --- | --- |
| 0004 Total : | 1,82,69,729.00 | 2,14,27,590.00 | 1,69,62,534.00 | 1,82,41,880.00 | 13,07,195.00 | 31,85,710.00 |
| Sr No. 4 [0005] Leelabai Thackersey College of Nursing, UG Churchgate, Mumbai | | | | | | Old Aided Code : 0231 |
| Sector A | 1,73,53,100.00 | 1,75,02,700.00 | 1,64,08,300.00 | 1,72,54,500.00 | 9,44,800.00 | 2,48,200.00 |
| Sector C | 25,000.00 | 25,000.00 | 25,000.00 | 25,000.00 | --- | --- |
| Sector D | 87,000.00 | 87,000.00 | 87,000.00 | 87,000.00 | --- | --- |
| 0005 Total : | 1,74,65,100.00 | 1,76,14,700.00 | 1,65,20,300.00 | 1,73,66,500.00 | 9,44,800.00 | 2,48,200.00 |

| SECTOR | RECEIPTS | | EXPENDITURE | | SURPLUS 2017 - 2018 | SURPLUS 2018 - 2019 |
|--|-----------------------|-----------------------|-----------------------|-----------------------|------------------------|------------------------|
| | REVISED BUDGET | BUDGET ESTIMATES | REVISED BUDGET | BUDGET ESTIMATES | | |
| | 2017 - 2018 | 2018 - 2019 | 2017 - 2018 | 2018 - 2019 | | |
| Sr No. 5 [0006] Shree Hansraj Pragji Thakersey School Of Library Science | | | | | | Old Aided Code : 0229 |
| Sector A | 50,29,239.00 | 60,83,247.00 | 48,70,020.00 | 59,40,300.00 | 1,59,219.00 | 1,42,947.00 |
| Sector D | 37,800.00 | 52,500.00 | 37,800.00 | 52,500.00 | --- | --- |
| 0006 Total : | 50,67,039.00 | 61,35,747.00 | 49,07,820.00 | 59,92,800.00 | 1,59,219.00 | 1,42,947.00 |
| Sr No. 6 [0036] Department of Continuing and Adult Education, Churchgate | | | | | | Old Aided Code : 0228 |
| Sector A | 1,54,34,900.00 | 1,74,77,000.00 | 1,35,90,400.00 | 1,49,74,000.00 | 18,44,500.00 | 25,03,000.00 |
| Sector B | --- | 25,00,000.00 | --- | 25,00,000.00 | --- | --- |
| Sector C | 12,50,000.00 | 12,50,000.00 | 12,50,000.00 | 12,50,000.00 | --- | --- |
| 0036 Total : | 1,66,84,900.00 | 2,12,27,000.00 | 1,48,40,400.00 | 1,87,24,000.00 | 18,44,500.00 | 25,03,000.00 |
| Sr No. 7 [0078] Department Of Applied Linguistics, Churchgate, Mumbai (Department of Language Teaching) | | | | | | Old Aided Code : 0414 |
| Sector A | 3,000.00 | 18,56,000.00 | --- | 18,56,000.00 | 3,000.00 | --- |
| 0078 Total : | 3,000.00 | 18,56,000.00 | --- | 18,56,000.00 | 3,000.00 | --- |
| Sr No. 8 [0079] Department of Guidance and Counselling, Churchgate, Mumbai | | | | | | Old Aided Code : 0415 |
| Sector A | --- | 25,41,500.00 | --- | 25,41,300.00 | --- | 200.00 |
| Sector D | --- | 1,04,000.00 | --- | 1,04,000.00 | --- | --- |
| 0079 Total : | --- | 26,45,500.00 | --- | 26,45,300.00 | --- | 200.00 |
| Sr No. 9 [0373] Department Of English, Churchgate, Mumbai | | | | | | Old Aided Code : 0401 |
| Sector A | 40,14,130.00 | 48,89,160.00 | 39,44,480.00 | 48,31,780.00 | 69,650.00 | 57,380.00 |
| Sector D | 62,400.00 | 40,000.00 | 62,400.00 | 40,000.00 | --- | --- |
| 0373 Total : | 40,76,530.00 | 49,29,160.00 | 40,06,880.00 | 48,71,780.00 | 69,650.00 | 57,380.00 |
| Sr No. 10 [0374] Department Of Gujrati, Churchgate, Mumbai | | | | | | Old Aided Code : 0402 |
| Sector A | 29,44,738.00 | 30,30,715.00 | 29,33,430.00 | 30,23,800.00 | 11,308.00 | 6,915.00 |
| Sector B | 4,92,000.00 | 8,20,000.00 | 4,92,000.00 | 8,20,000.00 | --- | --- |
| Sector D | 36,100.00 | 32,000.00 | 36,100.00 | 32,000.00 | --- | --- |
| 0374 Total : | 34,72,838.00 | 38,82,715.00 | 34,61,530.00 | 38,75,800.00 | 11,308.00 | 6,915.00 |

| SECTOR | R E C E I P T S | | E X P E N D I T U R E | | SURPLUS | SURPLUS |
|---|---------------------|-----------------------|-----------------------|---------------------|--------------------|-----------------------|
| | REVISED BUDGET | BUDGET ESTIMATES | REVISED BUDGET | BUDGET ESTIMATES | | |
| | 2017 - 2018 | 2018 - 2019 | 2017 - 2018 | 2018 - 2019 | 2017 - 2018 | 2018 - 2019 |
| Sr No. 11 [0375] Department Of Hindi, Churchgate, Mumbai | | | | | | Old Aided Code : 0403 |
| Sector A | 33,44,248.00 | 35,46,230.00 | 31,55,409.00 | 35,39,800.00 | 1,88,839.00 | 6,430.00 |
| Sector D | 24,000.00 | 40,000.00 | 24,000.00 | 40,000.00 | --- | --- |
| 0375 Total : | 33,68,248.00 | 35,86,230.00 | 31,79,409.00 | 35,79,800.00 | 1,88,839.00 | 6,430.00 |
| Sr No. 12 [0376] Department Of Marathi, Churchgate, Mumbai | | | | | | Old Aided Code : 0404 |
| Sector A | 47,85,076.00 | 49,08,912.00 | 46,30,240.00 | 48,19,200.00 | 1,54,836.00 | 89,712.00 |
| Sector B | 5,000.00 | 5,000.00 | 5,000.00 | 5,000.00 | --- | --- |
| Sector D | 33,800.00 | 32,000.00 | 33,800.00 | 32,000.00 | --- | --- |
| 0376 Total : | 48,23,876.00 | 49,45,912.00 | 46,69,040.00 | 48,56,200.00 | 1,54,836.00 | 89,712.00 |
| Sr No. 13 [0377] Department Of Sanskrit, Churchgate, Mumbai | | | | | | Old Aided Code : 0405 |
| Sector A | 13,99,667.00 | 18,86,940.00 | 13,99,430.00 | 17,85,900.00 | 237.00 | 1,01,040.00 |
| Sector D | 14,400.00 | 16,000.00 | 14,400.00 | 16,000.00 | --- | --- |
| 0377 Total : | 14,14,067.00 | 19,02,940.00 | 14,13,830.00 | 18,01,900.00 | 237.00 | 1,01,040.00 |
| Sr No. 14 [0378] Department Of Economics, Churchgate, Mumbai | | | | | | Old Aided Code : 0406 |
| Sector A | 68,72,388.00 | 93,84,138.00 | 65,18,010.00 | 90,64,000.00 | 3,54,378.00 | 3,20,138.00 |
| Sector B | 3,13,208.00 | 6,00,000.00 | 3,13,208.00 | 6,00,000.00 | --- | --- |
| Sector D | 1,18,200.00 | 1,36,000.00 | 1,18,200.00 | 1,36,000.00 | --- | --- |
| 0378 Total : | 73,03,796.00 | 1,01,20,138.00 | 69,49,418.00 | 98,00,000.00 | 3,54,378.00 | 3,20,138.00 |
| Sr No. 15 [0379] Department Of Commerce, Churchgate, Mumbai | | | | | | Old Aided Code : 0416 |
| Sector A | 17,77,400.00 | 55,40,780.00 | 17,26,050.00 | 54,94,600.00 | 51,350.00 | 46,180.00 |
| Sector D | 32,000.00 | 80,000.00 | 32,000.00 | 80,000.00 | --- | --- |
| 0379 Total : | 18,09,400.00 | 56,20,780.00 | 17,58,050.00 | 55,74,600.00 | 51,350.00 | 46,180.00 |
| Sr No. 16 [0380] Department Of History, Churchgate, Mumbai | | | | | | Old Aided Code : 0408 |
| Sector A | 52,15,642.00 | 66,65,914.00 | 51,19,057.00 | 65,99,004.00 | 96,585.00 | 66,910.00 |
| Sector D | 28,400.00 | 64,000.00 | 28,400.00 | 64,000.00 | --- | --- |
| 0380 Total : | 52,44,042.00 | 67,29,914.00 | 51,47,457.00 | 66,63,004.00 | 96,585.00 | 66,910.00 |

| SECTOR | RECEIPTS | | EXPENDITURE | | SURPLUS | SURPLUS |
|--|---------------------|---------------------|---------------------|---------------------|--------------------|-----------------------|
| | REVISED BUDGET | BUDGET ESTIMATES | REVISED BUDGET | BUDGET ESTIMATES | | |
| | 2017 - 2018 | 2018 - 2019 | 2017 - 2018 | 2018 - 2019 | | |
| Sr No. 17 [0381] Department Of Political Science, Churchgate, Mumbai | | | | | | Old Aided Code : 0409 |
| Sector A | 27,80,980.00 | 37,60,660.00 | 27,36,600.00 | 37,43,600.00 | 44,380.00 | 17,060.00 |
| Sector D | 25,200.00 | 28,800.00 | 25,200.00 | 28,800.00 | --- | --- |
| 0381 Total : | 28,06,180.00 | 37,89,460.00 | 27,61,800.00 | 37,72,400.00 | 44,380.00 | 17,060.00 |
| Sr No. 18 [0382] Department Of Psychology, Churchgate, Mumbai | | | | | | Old Aided Code : 0410 |
| Sector A | 91,75,410.00 | 93,82,620.00 | 86,03,070.00 | 93,76,920.00 | 5,72,340.00 | 5,700.00 |
| Sector D | 75,100.00 | 80,000.00 | 75,100.00 | 80,000.00 | --- | --- |
| 0382 Total : | 92,50,510.00 | 94,62,620.00 | 86,78,170.00 | 94,56,920.00 | 5,72,340.00 | 5,700.00 |
| Sr No. 19 [0383] Department Of Sociology, Churchgate, Mumbai | | | | | | Old Aided Code : 0411 |
| Sector A | 43,58,554.00 | 45,46,640.00 | 42,89,378.00 | 45,29,660.00 | 69,176.00 | 16,980.00 |
| Sector D | 32,000.00 | 32,000.00 | 32,000.00 | 32,000.00 | --- | --- |
| 0383 Total : | 43,90,554.00 | 45,78,640.00 | 43,21,378.00 | 45,61,660.00 | 69,176.00 | 16,980.00 |
| Sr No. 20 [0384] Department Of Drawing and Painting, Churchgate, Mumbai | | | | | | Old Aided Code : 0412 |
| Sector A | 5,81,760.00 | 9,85,020.00 | 5,20,360.00 | 9,83,300.00 | 61,400.00 | 1,720.00 |
| Sector D | 21,000.00 | 21,000.00 | 21,000.00 | 21,000.00 | --- | --- |
| 0384 Total : | 6,02,760.00 | 10,06,020.00 | 5,41,360.00 | 10,04,300.00 | 61,400.00 | 1,720.00 |
| Sr No. 21 [0385] Department Of Music, Churchgate, Mumbai | | | | | | Old Aided Code : 0413 |
| Sector A | 29,15,136.00 | 32,64,880.00 | 28,90,360.00 | 32,57,700.00 | 24,776.00 | 7,180.00 |
| Sector D | 30,400.00 | 32,000.00 | 30,400.00 | 32,000.00 | --- | --- |
| 0385 Total : | 29,45,536.00 | 32,96,880.00 | 29,20,760.00 | 32,89,700.00 | 24,776.00 | 7,180.00 |
| Sr No. 22 [5002] Students Welfare | | | | | | Old Aided Code : 0021 |
| Sector A | 38,41,500.00 | 38,41,500.00 | 33,10,000.00 | 37,89,500.00 | 5,31,500.00 | 52,000.00 |
| 5002 Total : | 38,41,500.00 | 38,41,500.00 | 33,10,000.00 | 37,89,500.00 | 5,31,500.00 | 52,000.00 |
| Sr No. 23 [5003] Department of Physical Education | | | | | | Old Aided Code : 0022 |
| Sector A | 48,80,000.00 | 49,00,000.00 | 41,57,390.00 | 47,82,000.00 | 7,22,610.00 | 1,18,000.00 |
| 5003 Total : | 48,80,000.00 | 49,00,000.00 | 41,57,390.00 | 47,82,000.00 | 7,22,610.00 | 1,18,000.00 |

Mumbai Churchgate Campus (Aided)

(Figures in Rs.)

| SECTOR | RECEIPTS | | EXPENDITURE | | SURPLUS | SURPLUS |
|---|--------------------------|--------------------------|------------------------|--------------------------|-----------------------|-----------------------|
| | REVISED BUDGET | BUDGET ESTIMATES | REVISED BUDGET | BUDGET ESTIMATES | | |
| | 2017 - 2018 | 2018 - 2019 | 2017 - 2018 | 2018 - 2019 | | |
| Sr No. 24 [5004] Knowledge Resource Centre Churchgate | | | | | | Old Aided Code : 0025 |
| Sector A | 4,61,84,430.00 | 4,93,94,690.00 | 4,38,54,880.00 | 4,92,52,690.00 | 23,29,550.00 | 1,42,000.00 |
| Sector D | 74,58,450.00 | 75,00,000.00 | 74,58,450.00 | 75,00,000.00 | --- | --- |
| 5004 Total : | 5,36,42,880.00 | 5,68,94,690.00 | 5,13,13,330.00 | 5,67,52,690.00 | 23,29,550.00 | 1,42,000.00 |
| Sr No. 25 [5007] N.S.S. | | | | | | Old Aided Code : 0060 |
| Sector A | 7,00,000.00 | 7,00,000.00 | 6,09,000.00 | 6,09,000.00 | 91,000.00 | 91,000.00 |
| Sector B | 47,50,000.00 | 47,50,000.00 | 47,50,000.00 | 47,50,000.00 | --- | --- |
| 5007 Total : | 54,50,000.00 | 54,50,000.00 | 53,59,000.00 | 53,59,000.00 | 91,000.00 | 91,000.00 |
| Sr No. 26 [5008] Arts Junior College, Churchgate | | | | | | Old Aided Code : 0233 |
| Sector A | 2,01,13,812.00 | 2,32,32,770.00 | 2,00,57,800.00 | 2,31,33,400.00 | 56,012.00 | 99,370.00 |
| 5008 Total : | 2,01,13,812.00 | 2,32,32,770.00 | 2,00,57,800.00 | 2,31,33,400.00 | 56,012.00 | 99,370.00 |
| Sr No. 27 [5009] Department of Education, Churchgate | | | | | | Old Aided Code : 0423 |
| Sector A | 71,08,155.00 | 88,08,805.00 | 69,01,500.00 | 82,29,300.00 | 2,06,655.00 | 5,79,505.00 |
| Sector C | 1,67,330.00 | --- | 1,67,330.00 | --- | --- | --- |
| Sector D | 22,600.00 | 1,15,000.00 | 22,600.00 | 1,15,000.00 | --- | --- |
| 5009 Total : | 72,98,085.00 | 89,23,805.00 | 70,91,430.00 | 83,44,300.00 | 2,06,655.00 | 5,79,505.00 |
| Sr No. 28 [5059] Leelabai Thackersey College Of Nursing, PG Churchgate, Mumbai | | | | | | Old Aided Code : 0431 |
| Sector A | 64,08,100.00 | 53,90,200.00 | 56,70,800.00 | 50,97,000.00 | 7,37,300.00 | 2,93,200.00 |
| Sector D | 12,800.00 | 12,800.00 | 12,800.00 | 12,800.00 | --- | --- |
| 5059 Total : | 64,20,900.00 | 54,03,000.00 | 56,83,600.00 | 51,09,800.00 | 7,37,300.00 | 2,93,200.00 |
| Campus Total : | 1,03,12,56,054.00 | 1,66,39,53,461.00 | 96,47,07,972.00 | 1,63,53,98,534.00 | 6,65,48,082.00 | 2,85,54,927.00 |

Mumbai Juhu Campus (Aided)

(Figures in Rs.)

| SECTOR | RECEIPTS | | EXPENDITURE | | SURPLUS | SURPLUS |
|--|---------------------|---------------------|---------------------|---------------------|--------------------|-----------------------|
| | REVISED BUDGET | BUDGET ESTIMATES | REVISED BUDGET | BUDGET ESTIMATES | | |
| | 2017 - 2018 | 2018 - 2019 | 2017 - 2018 | 2018 - 2019 | | |
| Sr No. 29 [0008] S.H.P.T. College of Science, Santacruz, Mumbai | | | | | | Old Aided Code : 1426 |
| Sector A | 76,15,000.00 | 72,93,700.00 | 72,16,800.00 | 72,93,200.00 | 3,98,200.00 | 500.00 |
| Sector D | 1,15,500.00 | 1,05,000.00 | 1,15,500.00 | 1,05,000.00 | --- | --- |
| 0008 Total : | 77,30,500.00 | 73,98,700.00 | 73,32,300.00 | 73,98,200.00 | 3,98,200.00 | 500.00 |

| SECTOR | RECEIPTS | | EXPENDITURE | | SURPLUS | SURPLUS |
|---|-----------------------|------------------------|-----------------------|------------------------|---------------------|-----------------------|
| | REVISED BUDGET | BUDGET ESTIMATES | REVISED BUDGET | BUDGET ESTIMATES | | |
| | 2017 - 2018 | 2018 - 2019 | 2017 - 2018 | 2018 - 2019 | 2017 - 2018 | 2018 - 2019 |
| Sr No. 30 [0009] S.V.T. College of Home Science (Autonomous) Juhu, Mumbai | | | | | | Old Aided Code : 1851 |
| Sector A | 7,28,79,400.00 | 8,04,78,400.00 | 7,16,56,900.00 | 7,72,14,200.00 | 12,22,500.00 | 32,64,200.00 |
| Sector B | 1,91,75,500.00 | 1,34,75,500.00 | 1,91,75,500.00 | 1,34,75,500.00 | --- | --- |
| Sector C | 17,000.00 | 17,000.00 | 17,000.00 | 17,000.00 | --- | --- |
| Sector D | 5,53,000.00 | 5,66,000.00 | 5,53,000.00 | 5,66,000.00 | --- | --- |
| 0009 Total : | 9,26,24,900.00 | 9,45,36,900.00 | 9,14,02,400.00 | 9,12,72,700.00 | 12,22,500.00 | 32,64,200.00 |
| Sr No. 31 [0010] Premilila Vithaldas Polytechnic, Santacruz, Mumbai | | | | | | Old Aided Code : 1239 |
| Sector A | 8,43,70,620.00 | 10,06,13,850.00 | 8,43,66,600.00 | 10,04,57,600.00 | 4,020.00 | 1,56,250.00 |
| Sector B | 11,88,400.00 | 40,50,000.00 | 11,88,400.00 | 40,50,000.00 | --- | --- |
| Sector D | 54,51,800.00 | 42,93,000.00 | 54,51,800.00 | 42,93,000.00 | --- | --- |
| 0010 Total : | 9,10,10,820.00 | 10,89,56,850.00 | 9,10,06,800.00 | 10,88,00,600.00 | 4,020.00 | 1,56,250.00 |
| Sr No. 32 [0011] C.U. Shah College of Pharmacy, Santacruz, Mumbai UG | | | | | | Old Aided Code : 1240 |
| Sector A | 1,89,15,500.00 | 2,54,13,600.00 | 1,89,09,200.00 | 2,53,16,500.00 | 6,300.00 | 97,100.00 |
| Sector D | 1,14,400.00 | 1,06,600.00 | 1,14,400.00 | 1,06,600.00 | --- | --- |
| 0011 Total : | 1,90,29,900.00 | 2,55,20,200.00 | 1,90,23,600.00 | 2,54,23,100.00 | 6,300.00 | 97,100.00 |
| Sr No. 33 [0013] Research Centre for Womens Studies, Juhu, Mumbai | | | | | | Old Aided Code : 1236 |
| Sector A | 50,34,800.00 | 54,66,000.00 | 49,79,400.00 | 53,73,400.00 | 55,400.00 | 92,600.00 |
| Sector B | 69,33,000.00 | 68,45,000.00 | 69,33,000.00 | 68,45,000.00 | --- | --- |
| 0013 Total : | 1,19,67,800.00 | 1,23,11,000.00 | 1,19,12,400.00 | 1,22,18,400.00 | 55,400.00 | 92,600.00 |
| Sr No. 34 [0014] Centre of Special Education, Santacruz, Mumbai | | | | | | Old Aided Code : 1424 |
| Sector A | 3,46,250.00 | 8,81,100.00 | 3,45,800.00 | 6,42,500.00 | 450.00 | 2,38,600.00 |
| Sector D | 14,400.00 | 32,000.00 | 14,400.00 | 32,000.00 | --- | --- |
| 0014 Total : | 3,60,650.00 | 9,13,100.00 | 3,60,200.00 | 6,74,500.00 | 450.00 | 2,38,600.00 |
| Sr No. 35 [0050] Post Graduate Department of Computer Science, Santacruz, Mumbai | | | | | | Old Aided Code : 1443 |
| Sector A | 75,46,130.00 | 83,32,695.00 | 75,37,400.00 | 83,20,500.00 | 8,730.00 | 12,195.00 |
| Sector D | 3,200.00 | 8,000.00 | 3,200.00 | 8,000.00 | --- | --- |
| 0050 Total : | 75,49,330.00 | 83,40,695.00 | 75,40,600.00 | 83,28,500.00 | 8,730.00 | 12,195.00 |

| SECTOR | R E C E I P T S | | E X P E N D I T U R E | | SURPLUS | SURPLUS |
|--|-----------------------|-----------------------|-----------------------|-----------------------|---------------------|-----------------------|
| | REVISED BUDGET | BUDGET ESTIMATES | REVISED BUDGET | BUDGET ESTIMATES | | |
| | 2017 - 2018 | 2018 - 2019 | 2017 - 2018 | 2018 - 2019 | 2017 - 2018 | 2018 - 2019 |
| Sr No. 36 [0075] Department of Education Management, Juhu, Mumbai | | | | | | Old Aided Code : 1427 |
| Sector A | 28,83,500.00 | 33,61,700.00 | 25,68,450.00 | 30,93,500.00 | 3,15,050.00 | 2,68,200.00 |
| 0075 Total : | 28,83,500.00 | 33,61,700.00 | 25,68,450.00 | 30,93,500.00 | 3,15,050.00 | 2,68,200.00 |
| Sr No. 37 [0076] Department of Educational Technology, Juhu, Mumbai | | | | | | Old Aided Code : 1425 |
| Sector A | 44,21,600.00 | 51,54,400.00 | 42,35,900.00 | 51,50,100.00 | 1,85,700.00 | 4,300.00 |
| Sector B | 3,93,17,100.00 | 4,98,72,000.00 | 3,93,17,100.00 | 4,98,72,000.00 | --- | --- |
| Sector D | 23,100.00 | 25,200.00 | 23,100.00 | 25,200.00 | --- | --- |
| 0076 Total : | 4,37,61,800.00 | 5,50,51,600.00 | 4,35,76,100.00 | 5,50,47,300.00 | 1,85,700.00 | 4,300.00 |
| Sr No. 38 [0397] Department Of Resource Management, Juhu | | | | | | Old Aided Code : 1421 |
| Sector A | 53,39,925.00 | 73,43,960.00 | 47,91,950.00 | 71,31,200.00 | 5,47,975.00 | 2,12,760.00 |
| Sector D | 6,000.00 | 12,000.00 | 6,000.00 | 12,000.00 | --- | --- |
| 0397 Total : | 53,45,925.00 | 73,55,960.00 | 47,97,950.00 | 71,43,200.00 | 5,47,975.00 | 2,12,760.00 |
| Sr No. 39 [0398] Department Of Human Development, Juhu | | | | | | Old Aided Code : 1419 |
| Sector A | 31,82,800.00 | 53,42,400.00 | 28,68,100.00 | 51,82,600.00 | 3,14,700.00 | 1,59,800.00 |
| Sector D | 12,000.00 | 12,000.00 | 12,000.00 | 12,000.00 | --- | --- |
| 0398 Total : | 31,94,800.00 | 53,54,400.00 | 28,80,100.00 | 51,94,600.00 | 3,14,700.00 | 1,59,800.00 |
| Sr No. 40 [0399] Department Of Extension Education, Juhu | | | | | | Old Aided Code : 1422 |
| Sector A | 25,86,900.00 | 64,37,350.00 | 25,59,500.00 | 63,93,000.00 | 27,400.00 | 44,350.00 |
| Sector D | --- | 3,000.00 | --- | 3,000.00 | --- | --- |
| 0399 Total : | 25,86,900.00 | 64,40,350.00 | 25,59,500.00 | 63,96,000.00 | 27,400.00 | 44,350.00 |
| Sr No. 41 [0400] Department Of Textile Science and Apparel Design, Juhu | | | | | | Old Aided Code : 1420 |
| Sector A | 36,53,350.00 | 50,13,050.00 | 28,15,800.00 | 49,44,400.00 | 8,37,550.00 | 68,650.00 |
| Sector D | 10,200.00 | 9,000.00 | 10,200.00 | 9,000.00 | --- | --- |
| 0400 Total : | 36,63,550.00 | 50,22,050.00 | 28,26,000.00 | 49,53,400.00 | 8,37,550.00 | 68,650.00 |
| Sr No. 42 [5010] Department of Food Science & Nutrition, Juhu | | | | | | Old Aided Code : 1418 |
| Sector A | 39,91,850.00 | 78,68,700.00 | 27,75,720.00 | 78,25,300.00 | 12,16,130.00 | 43,400.00 |
| Sector D | 13,200.00 | 7,200.00 | 13,200.00 | 7,200.00 | --- | --- |
| 5010 Total : | 40,05,050.00 | 78,75,900.00 | 27,88,920.00 | 78,32,500.00 | 12,16,130.00 | 43,400.00 |

| SECTOR | RECEIPTS | | EXPENDITURE | | SURPLUS | SURPLUS |
|--|------------------------|------------------------|------------------------|------------------------|---------------------|-----------------------|
| | REVISED BUDGET | BUDGET ESTIMATES | REVISED BUDGET | BUDGET ESTIMATES | | |
| | 2017 - 2018 | 2018 - 2019 | 2017 - 2018 | 2018 - 2019 | | |
| Sr No. 43 [5011] Centre of Special Education UG | | | | | | Old Aided Code : 1224 |
| Sector A | 1,13,29,780.00 | 1,63,75,200.00 | 89,61,550.00 | 1,23,25,000.00 | 23,68,230.00 | 40,50,200.00 |
| Sector D | 32,000.00 | 1,20,600.00 | 32,000.00 | 1,20,600.00 | --- | --- |
| 5011 Total : | 1,13,61,780.00 | 1,64,95,800.00 | 89,93,550.00 | 1,24,45,600.00 | 23,68,230.00 | 40,50,200.00 |
| Sr No. 44 [5062] Centre For Vocational & Technical Education Juhu | | | | | | Old Aided Code : 1355 |
| Sector A | 35,31,800.00 | 83,98,500.00 | 28,18,000.00 | 81,80,500.00 | 7,13,800.00 | 2,18,000.00 |
| Sector D | 1,12,000.00 | 1,36,000.00 | 1,12,000.00 | 1,36,000.00 | --- | --- |
| 5062 Total : | 36,43,800.00 | 85,34,500.00 | 29,30,000.00 | 83,16,500.00 | 7,13,800.00 | 2,18,000.00 |
| Campus Total : | 31,07,21,005.00 | 37,34,69,705.00 | 30,24,98,870.00 | 36,45,38,600.00 | 82,22,135.00 | 89,31,105.00 |

| SECTOR | RECEIPTS | | EXPENDITURE | | SURPLUS | SURPLUS |
|--|-----------------------|-----------------------|-----------------------|-----------------------|---------------------|-----------------------|
| | REVISED BUDGET | BUDGET ESTIMATES | REVISED BUDGET | BUDGET ESTIMATES | | |
| | 2017 - 2018 | 2018 - 2019 | 2017 - 2018 | 2018 - 2019 | | |
| Sr No. 45 [0018] SNTD College of Education , Pune | | | | | | Old Aided Code : 2246 |
| Sector A | 1,41,27,400.00 | 1,55,13,500.00 | 1,30,40,900.00 | 1,50,99,000.00 | 10,86,500.00 | 4,14,500.00 |
| Sector C | 48,600.00 | 50,000.00 | 48,600.00 | 50,000.00 | --- | --- |
| Sector D | 48,200.00 | 78,100.00 | 48,200.00 | 78,100.00 | --- | --- |
| 0018 Total : | 1,42,24,200.00 | 1,56,41,600.00 | 1,31,37,700.00 | 1,52,27,100.00 | 10,86,500.00 | 4,14,500.00 |
| Sr No. 46 [0089] Post Graduate Department of Education, Pune , Aided (M.Ed) | | | | | | Old Aided Code : 2446 |
| Sector A | 53,00,716.00 | 59,68,293.00 | 52,70,559.00 | 59,62,418.00 | 30,157.00 | 5,875.00 |
| Sector D | 14,700.00 | 52,500.00 | 14,700.00 | 52,500.00 | --- | --- |
| 0089 Total : | 53,15,416.00 | 60,20,793.00 | 52,85,259.00 | 60,14,918.00 | 30,157.00 | 5,875.00 |
| Sr No. 47 [0386] Department Of Economics, Pune | | | | | | Old Aided Code : 2406 |
| Sector A | 24,57,195.00 | 27,81,842.00 | 24,44,999.00 | 27,63,292.00 | 12,196.00 | 18,550.00 |
| Sector D | 17,600.00 | 40,000.00 | 17,600.00 | 40,000.00 | --- | --- |
| 0386 Total : | 24,74,795.00 | 28,21,842.00 | 24,62,599.00 | 28,03,292.00 | 12,196.00 | 18,550.00 |

| SECTOR | R E C E I P T S | | E X P E N D I T U R E | | S U R P L U S | S U R P L U S |
|--|---------------------|---------------------|-----------------------|---------------------|------------------|-----------------------|
| | REVISED BUDGET | BUDGET ESTIMATES | REVISED BUDGET | BUDGET ESTIMATES | | |
| | 2017 - 2018 | 2018 - 2019 | 2017 - 2018 | 2018 - 2019 | 2017 - 2018 | 2018 - 2019 |
| Sr No. 48 [0389] Department Of Marathi, Pune | | | | | | Old Aided Code : 2404 |
| Sector A | 32,66,097.00 | 38,69,677.00 | 32,63,194.00 | 38,67,662.00 | 2,903.00 | 2,015.00 |
| Sector D | 12,800.00 | 24,000.00 | 12,800.00 | 24,000.00 | --- | --- |
| 0389 Total : | 32,78,897.00 | 38,93,677.00 | 32,75,994.00 | 38,91,662.00 | 2,903.00 | 2,015.00 |
| Sr No. 49 [0390] Department Of Hindi, Pune | | | | | | Old Aided Code : 2403 |
| Sector A | 24,58,420.00 | 29,37,666.00 | 24,56,597.00 | 29,37,000.00 | 1,823.00 | 666.00 |
| Sector D | 28,800.00 | 40,000.00 | 28,800.00 | 40,000.00 | --- | --- |
| 0390 Total : | 24,87,220.00 | 29,77,666.00 | 24,85,397.00 | 29,77,000.00 | 1,823.00 | 666.00 |
| Sr No. 50 [0391] Department Of Commerce, Pune | | | | | | Old Aided Code : 2416 |
| Sector A | 45,51,273.00 | 51,95,511.00 | 45,11,496.00 | 51,79,351.00 | 39,777.00 | 16,160.00 |
| Sector D | 55,800.00 | 48,000.00 | 55,800.00 | 48,000.00 | --- | --- |
| 0391 Total : | 46,07,073.00 | 52,43,511.00 | 45,67,296.00 | 52,27,351.00 | 39,777.00 | 16,160.00 |
| Sr No. 51 [0392] Department Of Geography, Pune | | | | | | Old Aided Code : 2407 |
| Sector A | 63,04,294.00 | 67,36,880.00 | 62,76,087.00 | 67,10,680.00 | 28,207.00 | 26,200.00 |
| Sector D | 31,500.00 | 52,500.00 | 31,500.00 | 52,500.00 | --- | --- |
| 0392 Total : | 63,35,794.00 | 67,89,380.00 | 63,07,587.00 | 67,63,180.00 | 28,207.00 | 26,200.00 |
| Sr No. 52 [0394] Department Of Drawing and Painting, Pune | | | | | | Old Aided Code : 2412 |
| Sector A | 35,88,733.00 | 38,24,912.00 | 35,82,583.00 | 38,17,524.00 | 6,150.00 | 7,388.00 |
| Sector D | 10,500.00 | 10,500.00 | 10,500.00 | 10,500.00 | --- | --- |
| 0394 Total : | 35,99,233.00 | 38,35,412.00 | 35,93,083.00 | 38,28,024.00 | 6,150.00 | 7,388.00 |
| Sr No. 53 [0395] Department Of Music, Pune | | | | | | Old Aided Code : 2413 |
| Sector A | 40,07,519.00 | 43,38,762.00 | 39,89,394.00 | 43,28,012.00 | 18,125.00 | 10,750.00 |
| Sector D | 50,800.00 | 52,500.00 | 50,800.00 | 52,500.00 | --- | --- |
| 0395 Total : | 40,58,319.00 | 43,91,262.00 | 40,40,194.00 | 43,80,512.00 | 18,125.00 | 10,750.00 |
| Sr No. 54 [5014] Continuing Education, Pune | | | | | | Old Aided Code : 2228 |
| Sector A | 41,88,900.00 | 43,52,000.00 | 41,88,900.00 | 43,52,000.00 | --- | --- |
| 5014 Total : | 41,88,900.00 | 43,52,000.00 | 41,88,900.00 | 43,52,000.00 | --- | --- |

| SECTOR | RECEIPTS | | EXPENDITURE | | SURPLUS 2017 - 2018 | SURPLUS 2018 - 2019 |
|--|-----------------------|-----------------------|-----------------------|-----------------------|------------------------|------------------------|
| | REVISED BUDGET | BUDGET ESTIMATES | REVISED BUDGET | BUDGET ESTIMATES | | |
| | 2017 - 2018 | 2018 - 2019 | 2017 - 2018 | 2018 - 2019 | | |
| Sr No. 55 [5015] S.N.D.T. College of Home Science (Sr.), Pune, UG | | | | | | Old Aided Code : 2244 |
| Sector A | 3,33,88,700.00 | 3,39,49,200.00 | 3,22,38,300.00 | 3,30,97,100.00 | 11,50,400.00 | 8,52,100.00 |
| Sector D | 20,11,500.00 | 1,80,000.00 | 20,11,500.00 | 1,80,000.00 | --- | --- |
| 5015 Total : | 3,54,00,200.00 | 3,41,29,200.00 | 3,42,49,800.00 | 3,32,77,100.00 | 11,50,400.00 | 8,52,100.00 |
| Sr No. 56 [5016] S.N.D.T. Arts & Commerce (Senior) College, Pune (BA. B.Com, BVA) | | | | | | Old Aided Code : 2245 |
| Sector A | 3,96,62,400.00 | 4,25,66,600.00 | 3,71,67,000.00 | 4,25,22,500.00 | 24,95,400.00 | 44,100.00 |
| Sector C | 1,06,500.00 | 1,05,000.00 | 1,06,500.00 | 1,05,000.00 | --- | --- |
| Sector D | 9,62,800.00 | 9,20,000.00 | 9,62,800.00 | 9,20,000.00 | --- | --- |
| 5016 Total : | 4,07,31,700.00 | 4,35,91,600.00 | 3,82,36,300.00 | 4,35,47,500.00 | 24,95,400.00 | 44,100.00 |
| Sr No. 57 [5017] S.N.D.T. Arts & Commerce (Junior) College, Pune | | | | | | Old Aided Code : 2247 |
| Sector A | 1,23,82,700.00 | 1,35,74,400.00 | 1,15,59,000.00 | 1,34,93,000.00 | 8,23,700.00 | 81,400.00 |
| Sector D | 27,700.00 | 27,000.00 | 27,700.00 | 27,000.00 | --- | --- |
| 5017 Total : | 1,24,10,400.00 | 1,36,01,400.00 | 1,15,86,700.00 | 1,35,20,000.00 | 8,23,700.00 | 81,400.00 |
| Sr No. 58 [5018] S.N.D.T. College of Home Science (Junior), Pune | | | | | | Old Aided Code : 2248 |
| Sector A | 89,12,875.00 | 92,70,250.00 | 87,11,976.00 | 91,12,000.00 | 2,00,899.00 | 1,58,250.00 |
| 5018 Total : | 89,12,875.00 | 92,70,250.00 | 87,11,976.00 | 91,12,000.00 | 2,00,899.00 | 1,58,250.00 |
| Sr No. 59 [5019] S.N.D.T. Kanyashala, Pune | | | | | | Old Aided Code : 2249 |
| Sector A | 2,61,32,000.00 | 2,95,90,100.00 | 2,61,30,000.00 | 2,95,51,500.00 | 2,000.00 | 38,600.00 |
| Sector B | 2,96,800.00 | 2,96,800.00 | 2,96,800.00 | 2,96,800.00 | --- | --- |
| 5019 Total : | 2,64,28,800.00 | 2,98,86,900.00 | 2,64,26,800.00 | 2,98,48,300.00 | 2,000.00 | 38,600.00 |
| Sr No. 60 [5020] Premilila Vitthaladas Kanyashala, Pune | | | | | | Old Aided Code : 2250 |
| Sector A | 1,07,83,400.00 | 1,09,83,200.00 | 1,07,78,400.00 | 1,09,51,200.00 | 5,000.00 | 32,000.00 |
| Sector C | --- | 50,000.00 | --- | 50,000.00 | --- | --- |
| 5020 Total : | 1,07,83,400.00 | 1,10,33,200.00 | 1,07,78,400.00 | 1,10,01,200.00 | 5,000.00 | 32,000.00 |
| Sr No. 61 [5021] S.N.D.T. Arts & Commerce College (Higher Secondary Vocational Course) | | | | | | Old Aided Code : 2254 |
| Sector A | 33,42,200.00 | 36,48,900.00 | 33,05,100.00 | 24,24,000.00 | 37,100.00 | 12,24,900.00 |
| Sector D | 15,100.00 | 17,000.00 | 15,100.00 | 17,000.00 | --- | --- |
| 5021 Total : | 33,57,300.00 | 36,65,900.00 | 33,20,200.00 | 24,41,000.00 | 37,100.00 | 12,24,900.00 |

Pune Campus (Aided)

(Figures in Rs.)

| SECTOR | R E C E I P T S | | E X P E N D I T U R E | | SURPLUS 2017 - 2018 | SURPLUS 2018 - 2019 |
|---|------------------------|------------------------|------------------------|------------------------|------------------------|------------------------|
| | REVISED BUDGET | BUDGET ESTIMATES | REVISED BUDGET | BUDGET ESTIMATES | | |
| | 2017 - 2018 | 2018 - 2019 | 2017 - 2018 | 2018 - 2019 | | |
| Sr No. 62 [5022] S.N.D.T. Home Science College (Higher Secondary Vocational Course) | | | | | | Old Aided Code : 2255 |
| Sector A | 55,49,700.00 | 51,04,200.00 | 55,49,204.00 | 51,03,500.00 | 496.00 | 700.00 |
| Sector D | 4,700.00 | 9,000.00 | 4,700.00 | 9,000.00 | --- | --- |
| 5022 Total : | 55,54,400.00 | 51,13,200.00 | 55,53,904.00 | 51,12,500.00 | 496.00 | 700.00 |
| Sr No. 63 [5054] Department Of Psychology (Marathi), Pune | | | | | | Old Aided Code : 2410 |
| Sector A | 34,73,000.00 | 41,07,868.00 | 34,55,602.00 | 40,91,600.00 | 17,398.00 | 16,268.00 |
| Sector D | 58,800.00 | 52,500.00 | 58,800.00 | 52,500.00 | --- | --- |
| 5054 Total : | 35,31,800.00 | 41,60,368.00 | 35,14,402.00 | 41,44,100.00 | 17,398.00 | 16,268.00 |
| Sr No. 64 [5055] Department Of Communication For Children | | | | | | Old Aided Code : 2444 |
| Sector A | 67,95,274.00 | 72,66,965.00 | 67,80,964.00 | 72,17,955.00 | 14,310.00 | 49,010.00 |
| Sector D | 20,800.00 | 26,000.00 | 20,800.00 | 26,000.00 | --- | --- |
| 5055 Total : | 68,16,074.00 | 72,92,965.00 | 68,01,764.00 | 72,43,955.00 | 14,310.00 | 49,010.00 |
| Campus Total : | 20,44,96,796.00 | 21,77,12,126.00 | 19,85,24,255.00 | 21,47,12,694.00 | 59,72,541.00 | 29,99,432.00 |

Shriwardhan, Raigad Campus (Aided)

(Figures in Rs.)

| SECTOR | R E C E I P T S | | E X P E N D I T U R E | | SURPLUS 2017 - 2018 | SURPLUS 2018 - 2019 |
|--|---------------------|---------------------|-----------------------|---------------------|------------------------|------------------------|
| | REVISED BUDGET | BUDGET ESTIMATES | REVISED BUDGET | BUDGET ESTIMATES | | |
| | 2017 - 2018 | 2018 - 2019 | 2017 - 2018 | 2018 - 2019 | | |
| Sr No. 65 [0358] Maharashi Karve Model College for Women, Shriwardhan | | | | | | Old Aided Code : 4256 |
| Sector A | 22,27,293.00 | 61,16,255.00 | 22,09,200.00 | 59,77,210.00 | 18,093.00 | 1,39,045.00 |
| Sector D | 28,800.00 | 1,18,400.00 | 28,800.00 | 1,18,400.00 | --- | --- |
| 0358 Total : | 22,56,093.00 | 62,34,655.00 | 22,38,000.00 | 60,95,610.00 | 18,093.00 | 1,39,045.00 |
| Campus Total : | 22,56,093.00 | 62,34,655.00 | 22,38,000.00 | 60,95,610.00 | 18,093.00 | 1,39,045.00 |

Institution wise Estimates & Surplus at a Glance (Aided)

(Figures in Rs.)

| PARTICULARS | R E C E I P T S | E X P E N D I T U R E | S U R P L U S |
|-------------------------------------|-------------------|-----------------------|----------------|
| Revised Budget For FY 2017 - 2018 | 1,54,87,29,948.00 | 1,46,79,69,097.00 | 8,07,60,851.00 |
| Budget Estimates For FY 2018 - 2019 | 2,26,13,69,947.00 | 2,22,07,45,438.00 | 4,06,24,509.00 |





S.N.D.T. Women's University
1, Nathibai Thackersey Road, Mumbai 400020

ANNEXTURE - "A" (AIDED)

Mumbai Churchgate Campus

G5001 - S.N.D.T. Women's University, Churchgate

(Old Aided Code : 0001)

(Group containing sections 5001, 5046, 5050, 5051, 5052, 5053)

Sr. No. 1

G5001

| RECEIPTS | | | | | | EXPENDITURE | | | | | |
|----------|---|---|------------------------------------|---|------------------------------------|--------------|--|---|------------------------------------|---|------------------------------------|
| ALIAS | PARTICULARS | Unaudited Figures For Year 2016 - 2017 | Budget Estimates 2017 - 2018 | Revised Budget Estimates 2017 - 2018 | Budget Estimates 2018 - 2019 | ALIAS | PARTICULARS | Unaudited Figures For Year 2016 - 2017 | Budget Estimates 2017 - 2018 | Revised Budget Estimates 2017 - 2018 | Budget Estimates 2018 - 2019 |
| Sector A | Capital And Revenue Receipt / Expenditure Budget | | | | | Sector A | Capital And Revenue Receipt / Expenditure Budget | | | | |
| AR01 | Land & Building | | | | | AP01 | Land & Building | | | | |
| AR01.101 | [0001] Contributions From Institutes | | | | | AP01.101 | New Building Under Construction | | | | |
| | | | | | | AP01.101.003 | [3001] New Building Under Construction (Jdbims Pune Campus) | 2,56,67,000 | 63,00,000 | 53,46,000 | |
| | | | | | | | AP01.101 TOTAL | 2,56,67,000 | 63,00,000 | 53,46,000 | |
| | | | | | | AP01.102 | Major Repairs & Renovation | | | | |
| | | | | | | AP01.102.001 | [3011] Churchgate Campus | | 52,00,000 | 13,25,000 | 5,15,00,000 |
| | | | | | | AP01.102.002 | [3012] Juhu Campus | | 3,40,00,000 | 15,54,000 | 1,15,00,000 |
| | | | | | | AP01.102.003 | [3013] Pune Campus | 360 | 51,50,000 | 5,25,000 | 1,10,90,000 |
| | | | | | | AP01.102.005 | [3015] Major Repairs & Renovation | | 3,00,000 | 1,00,000 | 3,00,000 |
| | | | | | | AP01.102.008 | [3018] Big Auditorium | | 5,50,00,000 | | |
| | | | | | | | AP01.102 TOTAL | 360 | 9,96,50,000 | 35,04,000 | 7,43,90,000 |
| | AR01 TOTAL | | | | | | AP01 TOTAL | 2,56,67,360 | 10,59,50,000 | 88,50,000 | 7,43,90,000 |
| | | | | | | AP02 | Plant & Machinery | | | | |
| | | | | | | AP02.101 | Purchase Of Plant & Machinery | | | | |
| | | | | | | AP02.101.002 | [3036] Purchase Of Plant & Machinery | | 5,00,000 | | 5,00,000 |
| | | | | | | | AP02.101 TOTAL | | 5,00,000 | | 5,00,000 |
| | | | | | | | AP02 TOTAL | | 5,00,000 | | 5,00,000 |
| | | | | | | AP03 | Furniture & Fixtures | | | | |
| | | | | | | AP03.101 | Purchase Of Furniture & Fixtures | | | | |
| | | | | | | AP03.101.001 | [3065] Purchase Of Furniture | 7,00,000 | 1,90,00,000 | 8,50,000 | 2,05,00,000 |
| | | | | | | | AP03.101 TOTAL | 7,00,000 | 1,90,00,000 | 8,50,000 | 2,05,00,000 |
| | | | | | | AP03.102 | Major Repairs To Furniture & Fixtures | | | | |

| RECEIPTS | | | | | | EXPENDITURE | | | | | |
|----------|-------------|---|------------------------------------|---|------------------------------------|--------------|---|---|------------------------------------|---|------------------------------------|
| ALIAS | PARTICULARS | Unaudited Figures For Year 2016 - 2017 | Budget Estimates 2017 - 2018 | Revised Budget Estimates 2017 - 2018 | Budget Estimates 2018 - 2019 | ALIAS | PARTICULARS | Unaudited Figures For Year 2016 - 2017 | Budget Estimates 2017 - 2018 | Revised Budget Estimates 2017 - 2018 | Budget Estimates 2018 - 2019 |
| | | | | | | AP03.102.001 | [3075] Major Repairs To Furniture & Fixtures | | 3,10,000 | 1,00,000 | 3,10,000 |
| | | | | | | | AP03.102 TOTAL | | 3,10,000 | 1,00,000 | 3,10,000 |
| | | | | | | | AP03 TOTAL | 7,00,000 | 1,93,10,000 | 9,50,000 | 2,08,10,000 |
| | | | | | | AP04 | Equipments | | | | |
| | | | | | | AP04.101 | Purchase Of Equipments | | | | |
| | | | | | | AP04.101.003 | [3087] Purchase Of Equipment | 3,00,000 | 71,00,000 | 45,20,000 | 41,00,000 |
| | | | | | | AP04.101.007 | [3091] Purchase Of Envertor | | | | |
| | | | | | | | AP04.101 TOTAL | 3,00,000 | 71,00,000 | 45,20,000 | 41,00,000 |
| | | | | | | | AP04 TOTAL | 3,00,000 | 71,00,000 | 45,20,000 | 41,00,000 |
| | | | | | | AP05 | Electrical Installation Work | | | | |
| | | | | | | AP05.101 | New Electrical Installation | | | | |
| | | | | | | AP05.101.002 | [3126] New Electrical Installation | | | | 1,00,000 |
| | | | | | | | AP05.101 TOTAL | | | | 1,00,000 |
| | | | | | | AP05.102 | Major Repairs To Electrical Installation | | | | |
| | | | | | | AP05.102.001 | [3131] Surveillance System & Other Security Measures Cctv Night Vision Camera | 31,00,000 | 51,00,000 | 1,00,000 | 6,00,000 |
| | | | | | | AP05.102.002 | [3132] Major Repairs To Electrical Installation | | 15,00,000 | 1,00,000 | 15,00,000 |
| | | | | | | | AP05.102 TOTAL | 31,00,000 | 66,00,000 | 2,00,000 | 21,00,000 |
| | | | | | | AP05.103 | Solar Energy Installation | | | | |
| | | | | | | AP05.103.001 | [3135] Solar Energy Installation | | | | 2,00,000 |
| | | | | | | | AP05.103 TOTAL | | | | 2,00,000 |
| | | | | | | | AP05 TOTAL | 31,00,000 | 66,00,000 | 2,00,000 | 24,00,000 |
| | | | | | | AP06 | Vehicles | | | | |
| | | | | | | AP06.101 | Purchase Of New Vehicle | | | | |
| | | | | | | AP06.101.001 | [3140] Purchase Of New Vehicle | 10,00,000 | 25,00,000 | 35,00,000 | 15,00,000 |
| | | | | | | | AP06.101 TOTAL | 10,00,000 | 25,00,000 | 35,00,000 | 15,00,000 |
| | | | | | | AP06.102 | Major Repairs To Vehicles | | | | |
| | | | | | | AP06.102.001 | [3150] Repairs To Vehicles | | 3,00,000 | 1,10,000 | 3,00,000 |
| | | | | | | | AP06.102 TOTAL | | 3,00,000 | 1,10,000 | 3,00,000 |
| | | | | | | | AP06 TOTAL | 10,00,000 | 28,00,000 | 36,10,000 | 18,00,000 |
| | | | | | | AP08 | Software & Development | | | | |
| | | | | | | AP08.102 | Software Development | | | | |
| | | | | | | AP08.102.001 | [3185] Software Development (AP08.102) | 6,32,000 | 8,00,000 | 8,50,000 | 25,00,000 |
| | | | | | | | AP08.102 TOTAL | 6,32,000 | 8,00,000 | 8,50,000 | 25,00,000 |
| | | | | | | | AP08 TOTAL | 6,32,000 | 8,00,000 | 8,50,000 | 25,00,000 |

| RECEIPTS | | | | | | EXPENDITURE | | | | | |
|--------------|--|--|------------------------------|--------------------------------------|------------------------------|--------------|--|--|------------------------------|--------------------------------------|------------------------------|
| ALIAS | PARTICULARS | Unaudited Figures For Year 2016 - 2017 | Budget Estimates 2017 - 2018 | Revised Budget Estimates 2017 - 2018 | Budget Estimates 2018 - 2019 | ALIAS | PARTICULARS | Unaudited Figures For Year 2016 - 2017 | Budget Estimates 2017 - 2018 | Revised Budget Estimates 2017 - 2018 | Budget Estimates 2018 - 2019 |
| | | | | | | AP09 | Hardware & Peripherals | | | | |
| | | | | | | AP09.101 | Development Exp. | | | | |
| | | | | | | AP09.101.001 | [3200] Purchase Of Computer | | | | |
| | | | | | | AP09.101.002 | [3201] Purchase Of Hardware | | 10,10,000 | 7,60,000 | 16,10,000 |
| | | | | | | | AP09.101 TOTAL | | 10,10,000 | 7,60,000 | 16,10,000 |
| | | | | | | | AP09 TOTAL | | 10,10,000 | 7,60,000 | 16,10,000 |
| AR10 | Other Development Receipts | | | | | AP10 | Other Development Expenditure | | | | |
| AR10.101 | Development Fees | | | | | AP10.101 | Development Exp. | | | | |
| AR10.101.001 | [0111] Development Fees From Student - Institute Share | 24,22,325 | 80,00,000 | 24,92,500 | 38,40,000 | AP10.101.001 | [3215] New Harbal Garden | | | | |
| | | | | | | AP10.101.003 | [3217] New Garden & Nursery | 10,500 | 5,00,000 | 56,500 | 1,00,000 |
| | | | | | | AP10.101.005 | [3219] Development Exp | | | | |
| | | | | | | | AP10.101 TOTAL | 10,500 | 5,00,000 | 56,500 | 1,00,000 |
| AR10.102 | Available Unspent Balance Uptill Previous Year | | | | | | AP10 TOTAL | 10,500 | 5,00,000 | 56,500 | 1,00,000 |
| AR10.102.001 | [0120] Available Unspent Balance | | | | | | | | | | |
| | | | | | | | AR10.101 TOTAL | 24,22,325 | 80,00,000 | 24,92,500 | 38,40,000 |
| | | | | | | | AR10.102 TOTAL | | | | |
| | | | | | | | AR10 TOTAL | 24,22,325 | 80,00,000 | 24,92,500 | 38,40,000 |
| AR11 | Transfer From Endowment & Special Fund (Capital) | | | | | AP11 | Expenditure From Endowment & Special Fund | | | | |
| | | | | | | AP11.103 | Centennial Fund | | | | |
| | | | | | | AP11.103.001 | [3240] Centennial Fund Expenses | | | | |
| | | | | | | | AP11.103 TOTAL | | | | |
| | | | | | | AP11.114 | Development & Programme Fund | | | | |
| | | | | | | AP11.114.001 | [3315] Development & Programme Fund Expenses | | | | |
| | | | | | | | AP11.114 TOTAL | | | | |
| AR11.115 | Building Fund | | | | | AP11.115 | Building Fund | | | | |
| AR11.115.001 | [0195] Transfer From | 2,56,67,000 | 6,13,00,000 | | 6,00,00,000 | AP11.115.001 | [3320] Major Repair To Big Auditorium | | | | |
| | | | | | | | AP11.115 TOTAL | | | | |
| | | | | | | | AP11 TOTAL | | | | |
| | | | | | | | AR11.115 TOTAL | 2,56,67,000 | 6,13,00,000 | 6,00,00,000 | 6,00,00,000 |
| | | | | | | | AR11 TOTAL | 2,56,67,000 | 6,13,00,000 | 6,00,00,000 | 6,00,00,000 |
| AR21 | Fees From Students & Colleges | | | | | AP21 | Academic & Activity Expenses | | | | |
| AR21.201 | Academic Receipts - University | | | | | AP21.201 | Academic Expenses | | | | |
| AR21.201.001 | [0200] Diary Fee | 1,93,900 | | 58,250 | 24,00,000 | AP21.201.010 | [3334] Phd Enterance Test | 57,011 | 50,000 | 50,000 | 50,000 |
| AR21.201.002 | [0201] E-Suvidha Fee | 23,92,150 | 25,00,000 | 24,00,000 | 24,00,000 | AP21.201.011 | [3335] Prospectus Expenses | | 50,000 | | |
| AR21.201.010 | [0202] Disaster Management Fee - Net | 4,24,570 | 5,00,000 | 4,80,000 | 4,80,000 | AP21.201.014 | [3338] Diary Expenses | 13,69,560 | | | 20,00,000 |
| AR21.201.011 | [0203] Ashwamedh/ Avishkar/ Indradhanushya Fee | 12,72,060 | 15,00,000 | 14,40,000 | 14,40,000 | | | | | | |

| RECEIPTS | | | | | | EXPENDITURE | | | | | |
|--------------|--|---|------------------------------------|---|------------------------------------|--------------|--|---|------------------------------------|---|------------------------------------|
| ALIAS | PARTICULARS | Unaudited Figures For Year 2016 - 2017 | Budget Estimates 2017 - 2018 | Revised Budget Estimates 2017 - 2018 | Budget Estimates 2018 - 2019 | ALIAS | PARTICULARS | Unaudited Figures For Year 2016 - 2017 | Budget Estimates 2017 - 2018 | Revised Budget Estimates 2017 - 2018 | Budget Estimates 2018 - 2019 |
| AR21.201.012 | [0204] Eligibility Fee | 12,48,500 | 13,00,000 | 14,65,000 | 14,00,000 | | | | | | |
| AR21.201.022 | [0205] Pg Recognition Fees | 7,750 | 10,000 | 5,000 | 5,000 | | | | | | |
| AR21.201.023 | [0206] Phd Guide Recognition Fees | 13,250 | 10,000 | 12,000 | 12,000 | | | | | | |
| AR21.201.024 | [0207] Enrolment Fee | 46,14,500 | 47,00,000 | 47,10,000 | 50,00,000 | | | | | | |
| AR21.201.025 | [0208] Alumni Fees Net | 14,69,050 | 14,00,000 | 14,00,000 | 14,00,000 | | | | | | |
| AR21.201.026 | [0209] Api Verification Fees | 34,000 | 40,000 | 40,000 | 30,000 | | | | | | |
| AR21.201.027 | [0210] Centenary Fees Net | 3,85,200 | | | | | | | | | |
| AR21.201.028 | [0211] Subject Association Fee Net | 1,84,600 | 2,00,000 | 3,47,350 | 2,00,000 | | | | | | |
| AR21.201.029 | [0212] Calandar Fee Net | 1,41,390 | | | 14,40,000 | | | | | | |
| AR21.201.030 | [0213] Sale Of Books(Academic Section) | 17,100 | 6,000 | 13,180 | 20,000 | | | | | | |
| AR21.201.031 | [0214] Late Fees - Provisional Eligibility | 11,200 | 10,000 | 12,000 | 15,000 | | | | | | |
| | AR21.201 TOTAL | 1,24,09,220 | 1,21,76,000 | 1,23,82,780 | 1,62,42,000 | | AP21.201 TOTAL | 14,26,571 | 1,00,000 | 50,000 | 20,50,000 |
| | | | | | | AP21.202 | Activity Expenses | | | | |
| | | | | | | AP21.202.002 | [3356] Training Programme For Staff | | | | 5,00,000 |
| | | | | | | AP21.202.004 | [3358] International Collaborations | | 1,00,000 | | 5,00,000 |
| | | | | | | AP21.202.012 | [3366] Field Visit Expenses | | 2,00,000 | | |
| | | | | | | AP21.202.013 | [3367] Phd Expenses | | 2,00,000 | | 2,00,000 |
| | | | | | | AP21.202.075 | [3428] Affiliation Expenses | | 8,00,000 | | 3,00,000 |
| | | | | | | AP21.202.501 | [3463] Affiliation Exp | | | | |
| | | | | | | AP21.202.502 | [3464] Refund Affiliation Fees | 12,19,998 | 5,00,000 | 10,00,000 | 20,00,000 |
| | | | | | | | AP21.202 TOTAL | 12,19,998 | 18,00,000 | 10,00,000 | 35,00,000 |
| AR21.203 | Activity Fees | | | | | AP21.203 | Examination Expenses | | | | |
| AR21.203.004 | [0263] Internship Fee | | | 32,000 | 32,000 | AP21.203.001 | [3470] Printing | 33,10,896 | 1,00,00,000 | 1,00,00,000 | 1,00,00,000 |
| AR21.203.006 | [0265] Phd Entrance Fee | 84,200 | 1,20,000 | 40,000 | 50,000 | AP21.203.002 | [3471] Stationery | 7,60,303 | 10,00,000 | 10,00,000 | 10,00,000 |
| AR21.203.007 | [0266] Ph. D. Fee | 2,23,000 | 2,00,000 | 2,74,000 | 3,04,000 | AP21.203.005 | [3474] Ph.D Remuneration Expenses | 82,000 | 1,50,000 | 1,50,000 | 1,50,000 |
| AR21.203.055 | [0314] Computer Lab Fees | 11,72,000 | 10,00,000 | 4,61,000 | 7,00,000 | AP21.203.006 | [3475] Examination Remuneration | 35,51,421 | 38,00,000 | 38,00,000 | 38,00,000 |
| AR21.203.096 | [0355] Insurance Fees | 1,16,754 | | | | AP21.203.008 | [3477] Convocation Expenses | 7,10,281 | 12,00,000 | 12,00,000 | 12,00,000 |
| AR21.203.103 | [0362] Naac Fees | 2,50,000 | | | | AP21.203.010 | [3479] Post & Courier Charges | 10,32,103 | 17,00,000 | 17,00,000 | 17,00,000 |
| | | | | | | AP21.203.011 | [3480] Travelling Expenses For Exam. | 51,37,170 | 70,00,000 | 70,00,000 | 70,00,000 |
| | | | | | | AP21.203.013 | [3482] Paper Setting | 40,30,064 | 29,00,000 | 29,00,000 | 29,00,000 |
| | | | | | | AP21.203.016 | [3485] Vigilance Squad Expenses | 4,63,277 | 10,00,000 | 10,00,000 | 10,00,000 |
| | | | | | | AP21.203.017 | [3486] Centre Expenses | 1,18,48,310 | 1,10,00,000 | 1,10,00,000 | 1,10,00,000 |
| | | | | | | AP21.203.026 | [3495] Other Examination Expenses | 3,19,695 | 5,00,000 | 5,00,000 | 5,00,000 |
| | | | | | | AP21.203.028 | [3497] Preparation Of Question Papers/Bank | | 10,00,000 | 10,00,000 | 20,00,000 |
| | | | | | | AP21.203.029 | [3498] Xeroxing Charges (AP21.203) | | 3,00,000 | 2,00,000 | 1,00,000 |
| | AR21.203 TOTAL | 18,45,954 | 13,20,000 | 8,07,000 | 10,86,000 | | AP21.203 TOTAL | 3,12,45,520 | 4,15,50,000 | 4,14,50,000 | 4,23,50,000 |
| AR21.204 | Examination Fees | | | | | AP21.204 | Refund Of Fees | | | | |
| AR21.204.001 | [0371] Eligibility Fee | 13,000 | | 8,000 | | AP21.204.002 | [3501] Refund Of Other Fees | | | | |

| RECEIPTS | | | | | | EXPENDITURE | | | | | |
|--------------|---|--|------------------------------|--------------------------------------|------------------------------|-------------|-----------------------|--|------------------------------|--------------------------------------|------------------------------|
| ALIAS | PARTICULARS | Unaudited Figures For Year 2016 - 2017 | Budget Estimates 2017 - 2018 | Revised Budget Estimates 2017 - 2018 | Budget Estimates 2018 - 2019 | ALIAS | PARTICULARS | Unaudited Figures For Year 2016 - 2017 | Budget Estimates 2017 - 2018 | Revised Budget Estimates 2017 - 2018 | Budget Estimates 2018 - 2019 |
| AR21.204.002 | [0372] Enrolment Fee | 1,12,250 | | 35,800 | | | | | | | |
| AR21.204.003 | [0373] Examinations Fee | 5,43,93,775 | 4,85,26,100 | 4,85,26,000 | 4,90,00,000 | | | | | | |
| AR21.204.004 | [0374] Practical Examinations Fee | 73,85,250 | 2,51,04,300 | 2,01,04,000 | 2,00,00,000 | | | | | | |
| AR21.204.006 | [0376] Convocation Fee | 39,72,855 | 80,00,000 | 70,00,000 | 70,00,000 | | | | | | |
| AR21.204.007 | [0377] Passing Certificate Fees | 18,23,250 | 17,43,600 | 17,44,000 | 18,00,000 | | | | | | |
| AR21.204.008 | [0378] Duplicate Degree Certificate Fee | | | 45,000 | 50,000 | | | | | | |
| AR21.204.009 | [0379] Marksheet Fee | 22,200 | 44,000 | 34,000 | 34,000 | | | | | | |
| AR21.204.010 | [0380] Verification Fee | 5,920 | 11,000 | 5,000 | 5,000 | | | | | | |
| AR21.204.011 | [0381] Duplicate Marksheet Fee | 53,450 | 68,000 | 68,000 | 68,000 | | | | | | |
| AR21.204.012 | [0382] Revaluation Fee | 16,35,890 | 25,75,500 | 25,76,000 | 25,76,000 | | | | | | |
| AR21.204.013 | [0383] Sale Of Scrap | 7,500 | 50,000 | 20,000 | 20,000 | | | | | | |
| AR21.204.014 | [0384] Confirmation Fee | 150 | 5,100 | 5,000 | 5,000 | | | | | | |
| AR21.204.015 | [0385] Photocopy Fee | 1,51,400 | 1,50,000 | 1,50,000 | 1,50,000 | | | | | | |
| AR21.204.016 | [0386] Migration Fee | 8,44,920 | 14,19,800 | 12,19,800 | 12,20,000 | | | | | | |
| AR21.204.017 | [0387] Misc Income | | | 50,000 | 50,000 | | | | | | |
| AR21.204.018 | [0388] Name Correction | | | 2,51,000 | 3,00,000 | | | | | | |
| AR21.204.019 | [0389] Penalty Fee | | | 3,79,000 | 4,00,000 | | | | | | |
| AR21.204.020 | [0390] Transfer Certificate | | | 14,000 | 15,000 | | | | | | |
| AR21.204.021 | [0391] 15%administrative Charges | 26,92,456 | 34,19,800 | 34,20,000 | 34,20,000 | | | | | | |
| AR21.204.022 | [0392] Special Late Fee | | | 3,000 | 5,000 | | | | | | |
| AR21.204.027 | [0397] Late Fee | | | 67,000 | 70,000 | | | | | | |
| AR21.204.028 | [0398] Convocation Late Fee | | | 6,00,000 | 7,00,000 | | | | | | |
| | AR21.204 TOTAL | 7,31,14,266 | 9,11,17,200 | 8,63,24,600 | 8,68,88,000 | | AP21.204 TOTAL | | | | |
| AR21.207 | Other Fee | | | | | | | | | | |
| AR21.207.002 | [0412] Fine/ Miscellaneous Fee | 2,27,893 | 1,00,000 | 1,00,000 | 1,00,000 | | | | | | |
| AR21.207.007 | [0417] Project Fee | 35,500 | 52,000 | 52,000 | 52,000 | | | | | | |
| AR21.207.008 | [0418] Authentn. Of Degree | 22,67,605 | 24,00,000 | 24,00,000 | 24,00,000 | | | | | | |
| AR21.207.009 | [0419] Transcript Charge (Income) | 5,69,455 | 5,00,000 | 7,28,000 | 8,00,000 | | | | | | |
| | AR21.207 TOTAL | 31,00,453 | 30,52,000 | 32,80,000 | 33,52,000 | | | | | | |
| AR21.208 | Affiliation Fee | | | | | | | | | | |
| AR21.208.000 | [0442] Affiliation Fine & penalties | | | | 1,00,000 | | | | | | |
| AR21.208.001 | [0435] First Tme Affiliation Fee | 15,000 | 30,00,000 | 14,50,000 | 10,00,000 | | | | | | |
| AR21.208.002 | [0436] Continuation Affiliation Fee | 69,11,584 | 62,00,000 | 69,00,000 | 70,00,000 | | | | | | |
| AR21.208.003 | [0437] Permanent Affiliation Fee | 4,75,000 | 5,00,000 | 10,00,000 | 10,00,000 | | | | | | |
| AR21.208.004 | [0438] Annual Affiliation Fee | 1,90,000 | 2,00,000 | 8,80,000 | 8,00,000 | | | | | | |
| AR21.208.005 | [0439] Extension Of Affiliation Fee | 2,95,000 | 3,00,000 | 4,60,000 | 3,00,000 | | | | | | |
| AR21.208.006 | [0440] Affiliation Form Fees | 500 | 15,000 | 25,000 | 25,000 | | | | | | |
| | AR21.208 TOTAL | 78,87,084 | 1,02,15,000 | 1,07,15,000 | 1,02,25,000 | | | | | | |

| RECEIPTS | | | | | | EXPENDITURE | | | | | |
|--------------|--------------------------------------|---|------------------------------------|---|------------------------------------|--------------|---|---|------------------------------------|---|------------------------------------|
| ALIAS | PARTICULARS | Unaudited Figures For Year 2016 - 2017 | Budget Estimates 2017 - 2018 | Revised Budget Estimates 2017 - 2018 | Budget Estimates 2018 - 2019 | ALIAS | PARTICULARS | Unaudited Figures For Year 2016 - 2017 | Budget Estimates 2017 - 2018 | Revised Budget Estimates 2017 - 2018 | Budget Estimates 2018 - 2019 |
| AR21.209 | <i>Other Projects Receipts</i> | | | | | AP21.209 | <i>Students' Welfare , Sports & Cultural Activivties Expenses</i> | | | | |
| AR21.209.009 | [0453] Funds Received For Avhan 2015 | | | | | AP21.209.004 | [3553] Avishkar Expenses | 2,97,500 | | 2,00,000 | 2,00,000 |
| | | | | | | AP21.209.005 | [3554] Indradhanushya Expenses | 1,48,800 | | 2,00,000 | 2,00,000 |
| | | | | | | AP21.209.027 | [3576] Avhan Expenses | 1,48,800 | | 2,00,000 | 2,00,000 |
| | AR21.209 TOTAL | | | | | | AP21.209 TOTAL | 5,95,100 | | 6,00,000 | 6,00,000 |
| | | | | | | AP21.210 | <i>Election Expenses</i> | | | | |
| | | | | | | AP21.210.002 | [3586] Election - Miscelleneous Expenses | | 10,00,000 | 1,00,000 | 2,00,000 |
| | | | | | | AP21.210.007 | [3591] Election - Advertisement Expenses | | 10,00,000 | | |
| | | | | | | | AP21.210 TOTAL | | 20,00,000 | 1,00,000 | 2,00,000 |
| | | | | | | AP21.211 | <i>Avhan Project Income</i> | | | | |
| | | | | | | AP21.211.001 | [3595] Avhan Project Income | | | | |
| | | | | | | | AP21.211 TOTAL | | | | |
| | AR21 TOTAL | 9,83,56,977 | 11,78,80,200 | 11,35,09,380 | 11,77,93,000 | | AP21 TOTAL | 3,44,87,189 | 4,54,50,000 | 4,32,00,000 | 4,87,00,000 |
| | | | | | | AP22 | <i>Administrative & General Expenses</i> | | | | |
| | | | | | | AP22.201 | <i>Administrative Expenses</i> | | | | |
| | | | | | | AP22.201.001 | [3601] Advertisement And Publicity | 7,33,602 | 17,00,000 | 16,40,000 | 16,50,000 |
| | | | | | | AP22.201.002 | [3602] Printing | 8,96,381 | 8,05,000 | 8,15,000 | 20,15,000 |
| | | | | | | AP22.201.003 | [3603] Stationery | 5,12,405 | 7,15,000 | 7,79,300 | 8,10,000 |
| | | | | | | AP22.201.004 | [3604] Paper For Printing | 2,000 | 5,000 | 4,000 | 5,000 |
| | | | | | | AP22.201.005 | [3605] Xeroxing Charges | 2,31,343 | 6,05,000 | 4,08,300 | 4,07,000 |
| | | | | | | AP22.201.006 | [3606] Electricity And Power | 1,81,96,000 | 1,80,00,000 | 2,07,44,300 | 1,80,00,000 |
| | | | | | | AP22.201.007 | [3607] Telephone And Internet Charges | 11,75,119 | 15,20,000 | 16,16,100 | 16,74,500 |
| | | | | | | AP22.201.008 | [3608] Postage , Telegram & Courier Charges | 1,79,371 | 3,11,000 | 2,52,700 | 2,56,000 |
| | | | | | | AP22.201.009 | [3609] Legal Charges | 19,09,000 | 22,10,000 | 27,33,500 | 10,05,000 |
| | | | | | | AP22.201.010 | [3610] Professional Charges | 57,60,656 | 65,10,000 | 44,30,000 | 65,10,000 |
| | | | | | | AP22.201.011 | [3611] Meeting Expenses | 5,11,904 | 15,10,000 | 5,34,800 | 8,38,500 |
| | | | | | | AP22.201.012 | [3612] Membership / Subscription Expenses | 84,000 | 5,00,000 | 5,00,000 | 5,00,000 |
| | | | | | | AP22.201.013 | [3613] Contingency Expenses | 20,000 | 50,000 | 50,000 | 50,000 |
| | | | | | | AP22.201.014 | [3614] News Paper, Periodicals (Magaziens & Journals) | | | | |
| | | | | | | AP22.201.015 | [3615] Uniform To Peons | 70,480 | 4,55,000 | 4,05,000 | 1,05,000 |
| | | | | | | AP22.201.016 | [3616] Sanitary Materials | 5,104 | 2,20,000 | 1,12,100 | 1,19,000 |
| | | | | | | AP22.201.017 | [3617] Garden Expenditure | 2,73,600 | 5,50,000 | 96,400 | 4,00,000 |
| | | | | | | AP22.201.018 | [3618] Staff Welfare Expenses | 25,680 | 51,000 | 15,000 | 30,000 |
| | | | | | | AP22.201.019 | [3619] Provident Fund Interest | | 25,00,000 | 25,00,000 | 25,00,000 |
| | | | | | | AP22.201.020 | [3620] Labour Charges | 3,24,470 | 7,25,000 | 11,39,700 | 4,00,000 |
| | | | | | | AP22.201.021 | [3621] Pest Control | 77,099 | 3,10,000 | 2,10,000 | 2,40,000 |

| RECEIPTS | | | | | | EXPENDITURE | | | | | |
|----------|-------------|--|------------------------------|--------------------------------------|------------------------------|--------------|---|--|------------------------------|--------------------------------------|------------------------------|
| ALIAS | PARTICULARS | Unaudited Figures For Year 2016 - 2017 | Budget Estimates 2017 - 2018 | Revised Budget Estimates 2017 - 2018 | Budget Estimates 2018 - 2019 | ALIAS | PARTICULARS | Unaudited Figures For Year 2016 - 2017 | Budget Estimates 2017 - 2018 | Revised Budget Estimates 2017 - 2018 | Budget Estimates 2018 - 2019 |
| | | | | | | AP22.201.022 | [3622] Bank Charges | 23,446 | 75,000 | 50,000 | 55,000 |
| | | | | | | AP22.201.023 | [3623] Miscellaneous Expenses | 15,67,147 | 9,12,000 | 4,78,000 | 8,15,000 |
| | | | | | | AP22.201.024 | [3624] Statutory Audit Charges | 7,45,850 | 6,10,000 | 6,15,000 | 6,15,000 |
| | | | | | | AP22.201.025 | [3625] Internal Audit Charges | 3,28,889 | 6,05,000 | 4,85,500 | 6,15,000 |
| | | | | | | AP22.201.028 | [3628] Outsourcing Account Work | 8,500 | 10,000 | 15,000 | 24,000 |
| | | | | | | AP22.201.035 | [3635] Functions & Festival | 1,96,535 | 8,00,000 | 3,83,000 | 5,00,000 |
| | | | | | | AP22.201.036 | [3636] Education Fair Expenses | | 15,00,000 | 65,000 | 8,00,000 |
| | | | | | | AP22.201.037 | [3637] Recruitment Expenses | | 10,00,000 | 10,00,000 | 8,00,000 |
| | | | | | | AP22.201.044 | [3644] Govt Programme Exp 17-18 | 1,07,236 | 20,00,000 | 11,10,000 | 15,00,000 |
| | | | | | | AP22.201.045 | [7884] Govt Meeting Exp 17-18 | 20,825 | 1,00,000 | 1,00,000 | 3,00,000 |
| | | | | | | | AP22.201 TOTAL | 3,39,86,642 | 4,68,64,000 | 4,32,87,700 | 4,35,39,000 |
| | | | | | | AP22.202 | Travelling And Transportation Expenses | | | | |
| | | | | | | AP22.202.001 | [3645] Ta/Da Expenses Staff | 4,88,773 | 5,60,000 | 5,36,500 | 5,40,000 |
| | | | | | | AP22.202.002 | [3646] Ta/Da Expenses Meeting | 3,95,111 | 10,00,000 | 10,00,000 | 10,00,000 |
| | | | | | | AP22.202.003 | [3647] Vehicle Hire Charges | 28,670 | 50,000 | 50,000 | 50,000 |
| | | | | | | | AP22.202 TOTAL | 9,12,554 | 16,10,000 | 15,86,500 | 15,90,000 |
| | | | | | | AP22.203 | Insurance & Taxes | | | | |
| | | | | | | AP22.203.001 | [3655] Insurance | 1,33,154 | 2,50,000 | 1,50,000 | 2,50,000 |
| | | | | | | AP22.203.002 | [3656] Rates And Taxes | 4,87,100 | 6,50,000 | 35,76,200 | 36,00,000 |
| | | | | | | AP22.203.003 | [3657] Property Tax | 43,73,722 | 37,00,000 | 37,98,500 | 39,00,000 |
| | | | | | | | AP22.203 TOTAL | 49,93,976 | 46,00,000 | 75,24,700 | 77,50,000 |
| | | | | | | AP22.204 | Outsource Services | | | | |
| | | | | | | AP22.204.001 | [3665] House Keeping Services | 25,000 | 8,72,000 | 1,10,000 | 5,20,000 |
| | | | | | | AP22.204.004 | [3668] Water | 8,37,320 | 6,50,000 | 10,97,500 | 12,60,000 |
| | | | | | | AP22.204.005 | [3669] Scanning & Data Entry Work | | | 1,00,000 | 1,00,000 |
| | | | | | | AP22.204.006 | [3670] Other Services | | 50,000 | | 50,000 |
| | | | | | | | AP22.204 TOTAL | 8,62,320 | 15,72,000 | 13,07,500 | 19,30,000 |
| | | | | | | AP22.205 | Repairs And Maintenance | | | | |
| | | | | | | AP22.205.001 | [3675] Maintenance Of Office Equipments | 2,71,540 | 6,65,000 | 3,15,000 | 5,65,000 |
| | | | | | | AP22.205.002 | [3676] Maintenance Of Furniture & Fixture | 41,458 | 6,60,000 | 4,25,000 | 6,60,000 |
| | | | | | | AP22.205.003 | [3677] Maintenance Of Electric Installation | 1,28,260 | 36,50,000 | 10,85,100 | 37,00,000 |
| | | | | | | AP22.205.004 | [3678] Maintenance Of Hardwares | 1,92,507 | 4,10,000 | 3,10,000 | 5,10,000 |
| | | | | | | AP22.205.005 | [3679] Maintenance Of Software | 93,385 | 8,15,000 | 20,75,000 | 21,65,000 |
| | | | | | | AP22.205.006 | [3680] Maintenance Of AC | 1,45,370 | 3,00,000 | 2,54,000 | 3,50,000 |
| | | | | | | AP22.205.007 | [3681] Maintenance Of Telephone | 30,445 | 1,50,000 | 3,00,000 | 2,00,000 |
| | | | | | | AP22.205.008 | [3682] Maintenance Of Epbax | 1,68,240 | 2,00,000 | 2,00,000 | 1,00,000 |
| | | | | | | AP22.205.009 | [3683] Network Maintenance | 70,000 | 2,50,000 | 3,00,000 | 4,50,000 |
| | | | | | | AP22.205.010 | [3684] Antivirus Software | 54,500 | 65,000 | 55,000 | 65,000 |

| RECEIPTS | | | | | | EXPENDITURE | | | | | |
|--------------|--|--|------------------------------|--------------------------------------|------------------------------|--------------|--|--|------------------------------|--------------------------------------|------------------------------|
| ALIAS | PARTICULARS | Unaudited Figures For Year 2016 - 2017 | Budget Estimates 2017 - 2018 | Revised Budget Estimates 2017 - 2018 | Budget Estimates 2018 - 2019 | ALIAS | PARTICULARS | Unaudited Figures For Year 2016 - 2017 | Budget Estimates 2017 - 2018 | Revised Budget Estimates 2017 - 2018 | Budget Estimates 2018 - 2019 |
| | | | | | | AP22.205.011 | [3685] Cleaning Material & Services | 51,697 | 80,000 | 79,000 | 2,25,000 |
| | | | | | | AP22.205.012 | [3686] Maintenance Of Building | 43,77,566 | 60,00,000 | 52,79,000 | 61,00,000 |
| | | | | | | AP22.205.013 | [3687] Maintenance Of Plant & Machinery | | | | |
| | | | | | | AP22.205.014 | [3688] Maintenance Of Water Supply | 25,000 | 1,30,000 | 1,30,000 | 1,40,000 |
| | | | | | | AP22.205.015 | [3689] Maintenance Of Pump Sets | 4,750 | 1,00,000 | 50,000 | 90,000 |
| | | | | | | AP22.205.016 | [3690] Maintenance Of Fire Systems | | | | 2,00,000 |
| | | | | | | AP22.205.017 | [3691] Maintenance Of Roads | | 1,50,000 | 1,00,000 | 1,00,000 |
| | | | | | | AP22.205.020 | [3694] Maintenance Of Lifts | 98,824 | 6,75,000 | 6,65,000 | 2,50,000 |
| | | | | | | AP22.205.021 | [3695] Maintenance Of Solar System | | 50,000 | 50,000 | 50,000 |
| | | | | | | AP22.205.022 | [3696] General Maintenance | 1,500 | 50,000 | 49,600 | 50,000 |
| | | | | | | AP22.205.024 | [3698] Repairs Of Vehicles | 2,65,491 | 6,00,000 | 6,00,000 | 6,00,000 |
| | | | | | | AP22.205.025 | [3699] Vehicle Fuel Charges | 6,02,311 | 9,00,000 | 9,00,000 | 8,00,000 |
| | | | | | | AP22.205.026 | [3700] Emergency & Unforeseen Repairs | 1,00,000 | 4,00,000 | 3,00,000 | 4,00,000 |
| | | | | | | AP22.205.030 | [3704] Maintenance Of Computer | | 10,00,000 | 4,00,000 | 10,00,000 |
| | | | | | | | AP22.205 TOTAL | 67,22,844 | 1,73,00,000 | 1,39,21,700 | 1,87,70,000 |
| | | | | | | AP22.206 | Other Expenses | | | | |
| | | | | | | AP22.206.004 | [3713] Hospitality & Sumptuary Expenses | 4,65,991 | 7,50,000 | 5,82,000 | 7,50,000 |
| | | | | | | AP22.206.006 | [3715] Grievance Cell Expenses | 20,000 | 50,000 | 50,000 | 50,000 |
| | | | | | | AP22.206.011 | [3720] Sponsor Programme Expenses (AISHE Training Programme) | 3,624 | 1,00,000 | | 1,00,000 |
| | | | | | | | AP22.206 TOTAL | 4,89,615 | 9,00,000 | 6,32,000 | 9,00,000 |
| | | | | | | AP22.207 | Contribution To Reserve Funds | | | | |
| | | | | | | AP22.207.001 | [3730] Corpus Fund | | | | |
| | | | | | | AP22.207.002 | [3731] Genral Reserve Fund | | | | |
| | | | | | | AP22.207.007 | [3736] Research & Development Fund | | | | |
| | | | | | | AP22.207.008 | [3737] Depreciation Fund | | | | |
| | | | | | | | AP22.207 TOTAL | | | | |
| | | | | | | | AP22 TOTAL | 4,79,67,951 | 7,28,46,000 | 6,82,60,100 | 7,44,79,000 |
| AR31 | Salary Grants | | | | | AP31 | Staff Payments & Benefits | | | | |
| AR31.201 | State Government- Salary Grants (Non Teaching /Teaching Staff Under Sps) | | | | | AP31.201 | Aided Salaries (Teaching Staff Approved Under Sps) | | | | |
| AR31.201.001 | [0485] Salary Grant | 9,11,23,100 | 11,17,71,800 | 9,46,26,796 | 12,53,26,100 | AP31.201.001 | [3750] Pay & Allowances | | | | |
| AR31.201.002 | [0486] Arrears Of Salary Grants | | 14,03,91,000 | 6,76,37,800 | 6,40,00,000 | AP31.201.002 | [3751] Clock Hour Basis / Consolidated | | | | |
| | AR31.201 TOTAL | 9,11,23,100 | 25,21,62,800 | 16,22,64,596 | 18,93,26,100 | AP31.201.003 | [3752] Vacant Posts | | | | |
| | | | | | | | AP31.201 TOTAL | | | | |
| AR31.202 | State Government- Other Than Salary Grants (Non Teaching /Teaching Staff Under Sps) | | | | | AP31.202 | Aided Non Teaching | | | | |
| AR31.202.007 | [0501] Leave Travel Concession | | | | | AP31.202.001 | [3760] Pay & Allowances | 8,53,45,336 | 10,95,21,800 | 9,25,27,196 | 11,69,84,500 |

| RECEIPTS | | | | | | EXPENDITURE | | | | | |
|--------------|--|--|------------------------------|--------------------------------------|------------------------------|--------------|--|--|------------------------------|--------------------------------------|------------------------------|
| ALIAS | PARTICULARS | Unaudited Figures For Year 2016 - 2017 | Budget Estimates 2017 - 2018 | Revised Budget Estimates 2017 - 2018 | Budget Estimates 2018 - 2019 | ALIAS | PARTICULARS | Unaudited Figures For Year 2016 - 2017 | Budget Estimates 2017 - 2018 | Revised Budget Estimates 2017 - 2018 | Budget Estimates 2018 - 2019 |
| AR31.202.009 | [0503] Encashment Of Leave | | | | | AP31.202.002 | [3761] Clock Hour Basis / Consolidated | | | | |
| AR31.202.013 | [0507] Management Share | 99,200 | 1,35,000 | 82,500 | 91,000 | AP31.202.003 | [3762] Vacant Posts | | | | |
| AR31.202.014 | [0508] Interest On Management Share | | | | | AP31.202.004 | [3763] Provident Fund | | | | |
| | | | | | | AP31.202.005 | [3764] Medical Allowances | 1,60,000 | | 14,82,300 | 15,00,000 |
| | | | | | | AP31.202.006 | [3765] Leave Travel Concession | | 1,50,000 | 1,50,000 | 1,50,000 |
| | AR31.202 TOTAL | 99,200 | 1,35,000 | 82,500 | 91,000 | | AP31.202 TOTAL | 8,55,05,336 | 10,96,71,800 | 9,41,59,496 | 11,86,34,500 |
| AR31.203 | SALARY FROM UNIVRSITY FUND | | | | | AP31.203 | Aided Staff Retirement & Terminal Benefits | | | | |
| AR31.203.001 | [0510] Salary From University Fund | 3,22,900 | 1,25,400 | 6,61,100 | 6,20,000 | AP31.203.004 | [3773] Encashment Of Leave | 59,15,200 | 20,00,000 | 25,53,900 | 81,91,600 |
| | | | | | | AP31.203.005 | [3774] Leave Salary/Pension Contribution | | 1,00,000 | | |
| | AR31.203 TOTAL | 3,22,900 | 1,25,400 | 6,61,100 | 6,20,000 | | AP31.203 TOTAL | 59,15,200 | 21,00,000 | 25,53,900 | 81,91,600 |
| | | | | | | AP31.204 | Unaided Salaries (Teaching Staff) | | | | |
| | | | | | | AP31.204.001 | [3780] Pay & Allowances | | | | |
| | | | | | | AP31.204.005 | [3784] Medical Allowances | | | | |
| | | | | | | AP31.204.008 | [3787] C. P. F. Management Share | 99,200 | 1,35,000 | 82,500 | 91,000 |
| | | | | | | AP31.204.009 | [3788] Honarium Faculty Teaching | | | | |
| | | | | | | AP31.204.012 | [3791] Temporary Teacher | | | | |
| | | | | | | | AP31.204 TOTAL | 99,200 | 1,35,000 | 82,500 | 91,000 |
| | | | | | | AP31.205 | Un Aided Non Teaching | | | | |
| | | | | | | AP31.205.001 | [3793] Pay & Allowances | 34,58,500 | 46,66,000 | 26,29,000 | 28,92,000 |
| | | | | | | AP31.205.002 | [3801] Clock Hour Basis / Consolidated | | | | |
| | | | | | | AP31.205.004 | [3803] Provident Fund | | | | |
| | | | | | | AP31.205.005 | [3804] Medical Allowances | 73,500 | 1,64,000 | 56,000 | 42,000 |
| | | | | | | AP31.205.007 | [3806] Overtime | 3,22,064 | 11,54,000 | 6,79,000 | 7,50,000 |
| | | | | | | AP31.205.008 | [3807] Temp. Non Teaching Staff | 99,50,000 | 1,12,39,000 | 94,14,500 | 1,36,00,000 |
| | | | | | | AP31.205.009 | [3808] Labour Contractor Expenses | 70,17,000 | 67,62,000 | 86,26,500 | 94,90,000 |
| | | | | | | AP31.205.014 | [3813] Water Allowance | 5,400 | 5,400 | 3,300 | 3,600 |
| | | | | | | | AP31.205 TOTAL | 2,08,26,464 | 2,39,90,400 | 2,14,08,300 | 2,67,77,600 |
| | | | | | | AP31.206 | Un Aided Staff Retirement & Terminal Benefits | | | | |
| | | | | | | AP31.206.001 | [3820] Pension | 77,45,800 | 82,33,000 | 98,61,500 | 1,05,70,000 |
| | | | | | | AP31.206.002 | [3821] Gratuity | 10,15,700 | 7,76,000 | 15,36,400 | 16,00,000 |
| | | | | | | AP31.206.003 | [3822] Commutation | 14,14,600 | 12,56,000 | 14,57,100 | 15,00,000 |
| | | | | | | | AP31.206 TOTAL | 1,01,76,100 | 1,02,65,000 | 1,28,55,000 | 1,36,70,000 |
| | AR31 TOTAL | 9,15,45,200 | 25,24,23,200 | 16,30,08,196 | 19,00,37,100 | | AP31 TOTAL | 12,25,22,300 | 14,61,62,200 | 13,10,59,196 | 16,73,64,700 |
| AR32 | Other Income | | | | | AP32 | Expenditure From Endowment & Special Fund | | | | |
| AR32.202 | Interest On Saving Accounts | | | | | | | | | | |
| AR32.202.001 | [0520] Interest On Saving Bank Account | 7,35,680 | 4,50,000 | 18,47,700 | 17,00,000 | | | | | | |

| RECEIPTS | | | | | | EXPENDITURE | | | | | |
|--------------|--|---|------------------------------------|---|------------------------------------|--------------|---|---|------------------------------------|---|------------------------------------|
| ALIAS | PARTICULARS | Unaudited Figures For Year 2016 - 2017 | Budget Estimates 2017 - 2018 | Revised Budget Estimates 2017 - 2018 | Budget Estimates 2018 - 2019 | ALIAS | PARTICULARS | Unaudited Figures For Year 2016 - 2017 | Budget Estimates 2017 - 2018 | Revised Budget Estimates 2017 - 2018 | Budget Estimates 2018 - 2019 |
| | AR32.202 TOTAL | 7,35,680 | 4,50,000 | 18,47,700 | 17,00,000 | | | | | | |
| AR32.205 | Institutional Fees | | | | | | | | | | |
| AR32.205.003 | [0537] Sponsorship- Other Events | | 10,000 | 10,000 | 10,000 | | | | | | |
| | AR32.205 TOTAL | | 10,000 | 10,000 | 10,000 | | | | | | |
| AR32.206 | Dividend Income | | | | | AP32.206 | Prize Fund | | | | |
| AR32.206.001 | [0551] Dividend From ACC | 17,000 | 20,000 | 20,000 | 20,000 | AP32.206.003 | [3882] Distribution Of Gold Medal | 3,40,000 | 8,00,000 | 4,65,000 | 7,50,000 |
| | | | | | | AP32.206.004 | [3883] Distribution Of Prize Money | 5,10,000 | 8,00,000 | 5,35,000 | 7,50,000 |
| | AR32.206 TOTAL | 17,000 | 20,000 | 20,000 | 20,000 | | AP32.206 TOTAL | 8,50,000 | 16,00,000 | 10,00,000 | 15,00,000 |
| | | | | | | AP32.207 | Memorial Lecture Series | | | | |
| | | | | | | AP32.207.001 | [3885] Memorial Lecture Series Expenses | | 50,000 | | 8,00,000 |
| | | | | | | | AP32.207 TOTAL | | 50,000 | | 8,00,000 |
| AR32.208 | Miscellaneous Receipts | | | | | AP32.208 | Chair Fund | | | | |
| AR32.208.001 | [0560] Sale Of Tender Forms / Waste Papers | 1,30,000 | 1,20,000 | 4,00,000 | 2,00,000 | AP32.208.001 | [3890] Chair Fund Expenses | | | | |
| AR32.208.004 | [0563] Rti Fees | 164 | 1,000 | 1,000 | 1,000 | AP32.208.002 | [3891] Fellowship | 4,90,000 | 12,00,000 | 2,68,065 | 3,00,000 |
| AR32.208.007 | [0566] Grievance Cell Income | 200 | 1,000 | 1,000 | 1,000 | AP32.208.003 | [3892] Infrastructure Basemnt | 1,78,30,472 | 57,20,000 | 20,22,780 | |
| AR32.208.008 | [0567] Any Other Income | 22,00,000 | 24,10,000 | 1,200 | 10,000 | AP32.208.004 | [3893] Research Centre | | | 3,00,000 | 3,00,000 |
| AR32.208.009 | [0569] Income From Canteen Churchgate | 1,10,000 | 2,10,000 | 2,10,000 | 2,10,000 | | | | | | |
| AR32.208.010 | [0570] Income From Canteen Santacruz | 1,43,800 | 1,50,000 | 2,00,000 | 2,00,000 | | | | | | |
| AR32.208.011 | [0571] Income From Mess Churchgate | 4,74,961 | 4,00,000 | 7,77,400 | 7,75,000 | | | | | | |
| AR32.208.012 | [0572] Income From Mess Santacruz | 14,48,857 | 8,00,000 | 11,98,000 | 13,00,000 | | | | | | |
| AR32.208.013 | [0573] Income From Mess Pune | 8,73,378 | 10,00,000 | 11,16,500 | 13,00,000 | | | | | | |
| AR32.208.014 | [0574] Overview | 30,000 | | | | | | | | | |
| AR32.208.015 | [0575] Sale Of Scrap | | 50,000 | 50,000 | 2,00,000 | | | | | | |
| AR32.208.016 | [0576] Education Fair Income | | 5,00,000 | | 5,00,000 | | | | | | |
| AR32.208.017 | [0577] Sundry Receipts | 3,21,000 | 2,55,000 | 2,85,000 | 2,85,000 | | | | | | |
| AR32.208.018 | [0568] Income From Hoarding Pune | 30,67,500 | 31,00,000 | 30,77,000 | 30,77,000 | | | | | | |
| AR32.208.028 | [0587] Electricity Charges From Department | 25,28,100 | 1,05,00,000 | 50,81,390 | 26,31,700 | | | | | | |
| AR32.208.029 | [0588] Property Tax From Department | 3,01,441 | 9,00,000 | 6,83,587 | 9,00,000 | | | | | | |
| AR32.208.030 | [0589] Rent For Portable Cabin | 2,37,000 | 60,000 | 60,000 | 60,000 | | | | | | |
| AR32.208.031 | [0590] Coconut Sale | 20,000 | 20,000 | 20,000 | 20,000 | | | | | | |
| AR32.208.033 | [0592] Income From Studend Home | 1,20,000 | 1,68,000 | 1,30,600 | 1,68,000 | | | | | | |
| AR32.208.034 | [0593] Income From Visitor Shed | | 5,000 | 5,000 | 5,000 | | | | | | |
| AR32.208.035 | [0594] Contribution From Electricity Charges From Staff | 1,10,580 | 9,600 | 5,200 | 5,200 | | | | | | |
| AR32.208.036 | [0595] University Share Of Electricity Charges | 37,73,031 | 30,00,000 | 29,61,000 | 35,00,000 | | | | | | |
| AR32.208.037 | [0596] University Contribution Of Water Charges & Prop.Ta | 6,14,630 | 9,00,000 | 11,68,170 | 12,00,000 | | | | | | |
| AR32.208.043 | [0602] Statutory Audit Fees From Department | 2,50,000 | 5,00,000 | 5,00,000 | 5,00,000 | | | | | | |

| RECEIPTS | | | | | | EXPENDITURE | | | | | |
|--------------|--|---|------------------------------------|---|------------------------------------|--------------|--|---|------------------------------------|---|------------------------------------|
| ALIAS | PARTICULARS | Unaudited Figures For Year 2016 - 2017 | Budget Estimates 2017 - 2018 | Revised Budget Estimates 2017 - 2018 | Budget Estimates 2018 - 2019 | ALIAS | PARTICULARS | Unaudited Figures For Year 2016 - 2017 | Budget Estimates 2017 - 2018 | Revised Budget Estimates 2017 - 2018 | Budget Estimates 2018 - 2019 |
| AR32.208.044 | [0603] Internal Audit Fees From Department | 2,000 | 5,00,000 | 5,00,000 | 5,00,000 | | | | | | |
| AR32.208.045 | [0604] Pest Control Charges From Department | | 55,000 | 50,000 | 55,000 | | | | | | |
| AR32.208.047 | [0606] Reimbursement For It Person(computer Maintenance) | | | | | | | | | | |
| AR32.208.048 | [0607] 10% University Share | 2,10,588 | 2,50,000 | 3,25,000 | 3,25,000 | | | | | | |
| AR32.208.051 | [0610] Income From Sale Of University Postage Stamp | 16,200 | 10,00,000 | 50,000 | 9,50,000 | | | | | | |
| AR32.208.057 | [0632] Noise Monitoring System | 1,00,000 | 1,00,000 | | 1,00,000 | | | | | | |
| AR32.208.058 | [0633] Election Portal Fee | | | 3,200 | | | | | | | |
| | AR32.208 TOTAL | 1,70,83,430 | 2,69,64,600 | 1,88,60,247 | 1,89,78,900 | | AP32.208 TOTAL | 1,83,20,472 | 69,20,000 | 25,90,845 | 6,00,000 |
| | | | | | | AP32.211 | Endowment Fund | | | | |
| | | | | | | AP32.211.001 | [3905] Best Teacher Awards | | 50,000 | | 50,000 |
| | | | | | | AP32.211.002 | [3906] Best Non Teaching Staff Award | 10,000 | 50,000 | | 50,000 |
| | | | | | | AP32.211.003 | [3907] Kamlatai Kakodkar Endowment Fund Expenses | | | 2,50,000 | 2,50,000 |
| | | | | | | | AP32.211 TOTAL | 10,000 | 1,00,000 | 2,50,000 | 3,50,000 |
| | | | | | | AP32.212 | Staff Welfare Fund | | | | |
| | | | | | | AP32.212.001 | [3910] Staff Welfare Fund | | | | 2,00,000 |
| | | | | | | | AP32.212 TOTAL | | | | 2,00,000 |
| | | | | | | AP32.213 | Development & Programme Fund | | | | |
| | | | | | | AP32.213.004 | [3918] Centre For Information Technology (Cit) | | | | |
| | | | | | | | AP32.213 TOTAL | | | | |
| | | | | | | AP32.214 | Building Fund | | | | |
| | | | | | | AP32.214.001 | [3921] Maharshi Monument (Pune) | | | | |
| | | | | | | AP32.214.002 | [3922] Maharshi Statues (2) Juhu & Pune Campus | | | | |
| | | | | | | | AP32.214 TOTAL | | | | |
| | | | | | | AP32.216 | Bhaubeej Nidhi Fund | | | | |
| | | | | | | AP32.216.001 | [8313] Transfer To Revenue Budget | | | | 2,00,000 |
| | | | | | | | AP32.216 TOTAL | | | | 2,00,000 |
| | AR32 TOTAL | 1,78,36,110 | 2,74,44,600 | 2,07,37,947 | 2,07,08,900 | | AP32 TOTAL | 1,91,80,472 | 86,70,000 | 38,40,845 | 36,50,000 |
| AR33 | Income From Investments | | | | | | | | | | |
| AR33.202 | Investment From University Fund | | | | | | | | | | |
| AR33.202.007 | [0627] Interest On Term Deposits With Bank | 84,00,812 | 80,00,000 | 1,06,60,100 | 1,06,48,100 | | | | | | |
| | AR33.202 TOTAL | 84,00,812 | 80,00,000 | 1,06,60,100 | 1,06,48,100 | | | | | | |
| | AR33 TOTAL | 84,00,812 | 80,00,000 | 1,06,60,100 | 1,06,48,100 | | | | | | |
| AR34 | Sale Of Publications | | | | | | | | | | |

| RECEIPTS | | | | | | EXPENDITURE | | | | | |
|--------------|--|---|------------------------------------|---|------------------------------------|-------------|-------------|---|------------------------------------|---|------------------------------------|
| ALIAS | PARTICULARS | Unaudited Figures For Year 2016 - 2017 | Budget Estimates 2017 - 2018 | Revised Budget Estimates 2017 - 2018 | Budget Estimates 2018 - 2019 | ALIAS | PARTICULARS | Unaudited Figures For Year 2016 - 2017 | Budget Estimates 2017 - 2018 | Revised Budget Estimates 2017 - 2018 | Budget Estimates 2018 - 2019 |
| AR34.201 | Sale Of Application Forms For Vacant Post | | | | | | | | | | |
| AR34.201.001 | [0635] Sale Of Application Forms For Vacant Post | 36,000 | 50,000 | 50,000 | 50,000 | | | | | | |
| AR34.201.002 | [0636] Sale Of Application Form - Teaching | 86,400 | 50,000 | 50,000 | 50,000 | | | | | | |
| | AR34.201 TOTAL | 1,22,400 | 1,00,000 | 1,00,000 | 1,00,000 | | | | | | |
| AR34.203 | Sale Of Prospectus & Admission Forms | | | | | | | | | | |
| AR34.203.001 | [0645] Sale Of Prospectus & Admission Forms | 1,04,100 | | 3,80,000 | 4,00,000 | | | | | | |
| | AR34.203 TOTAL | 1,04,100 | | 3,80,000 | 4,00,000 | | | | | | |
| | AR34 TOTAL | 2,26,500 | 1,00,000 | 4,80,000 | 5,00,000 | | | | | | |
| AR35 | Compensation For Using Premises | | | | | | | | | | |
| AR35.201 | Hiring Charges - Auditorium, Committee Room & Play Ground | | | | | | | | | | |
| AR35.201.001 | [0655] Hiring Charges - Auditorium | 5,32,600 | 10,00,000 | 4,97,000 | 5,50,000 | | | | | | |
| AR35.201.003 | [0657] Hiring Charges - Committee Room | 2,27,900 | 60,000 | 6,72,000 | 6,80,000 | | | | | | |
| AR35.201.004 | [0658] Hiring Charges - Play Ground | 47,23,100 | 1,00,00,000 | 59,59,000 | 85,00,000 | | | | | | |
| AR35.201.011 | [0665] Hiring Charges - Basement | | | | 50,00,000 | | | | | | |
| | AR35.201 TOTAL | 54,83,600 | 1,10,60,000 | 71,28,000 | 1,47,30,000 | | | | | | |
| | AR35 TOTAL | 54,83,600 | 1,10,60,000 | 71,28,000 | 1,47,30,000 | | | | | | |
| AR36 | Transfer From Endowment & Special Fund (Revenue) | | | | | | | | | | |
| AR36.206 | Prize Fund | | | | | | | | | | |
| AR36.206.001 | [0720] Transfer From Fund Account | 8,50,000 | 16,00,000 | 10,00,000 | 15,00,000 | | | | | | |
| | AR36.206 TOTAL | 8,50,000 | 16,00,000 | 10,00,000 | 15,00,000 | | | | | | |
| AR36.207 | Memorial Lecture Series | | | | | | | | | | |
| AR36.207.001 | [0725] Transfer From Fund Account | | | | 8,00,000 | | | | | | |
| | AR36.207 TOTAL | | | | 8,00,000 | | | | | | |
| AR36.208 | Chair Fund | | | | | | | | | | |
| AR36.208.001 | [0730] Transfer From Fund Account | 1,83,20,472 | 1,14,20,000 | 25,90,845 | 6,00,000 | | | | | | |
| | AR36.208 TOTAL | 1,83,20,472 | 1,14,20,000 | 25,90,845 | 6,00,000 | | | | | | |
| AR36.209 | Research & Consultancy Fund | | | | | | | | | | |
| AR36.209.001 | [0735] Transfer From Fund Account | | | | | | | | | | |
| | AR36.209 TOTAL | | | | | | | | | | |
| AR36.211 | Endowment Fund | | | | | | | | | | |
| AR36.211.001 | [0745] Transfer From Fund Account | 10,000 | 1,00,000 | 2,50,000 | 3,50,000 | | | | | | |
| | AR36.211 TOTAL | 10,000 | 1,00,000 | 2,50,000 | 3,50,000 | | | | | | |
| AR36.212 | Staff Welfare Fund | | | | | | | | | | |
| AR36.212.001 | [0750] Transfer From Fund Account | | | | 2,00,000 | | | | | | |

| RECEIPTS | | | | | | EXPENDITURE | | | | | |
|--------------|--|--|------------------------------|--------------------------------------|------------------------------|--------------|--|--|------------------------------|--------------------------------------|------------------------------|
| ALIAS | PARTICULARS | Unaudited Figures For Year 2016 - 2017 | Budget Estimates 2017 - 2018 | Revised Budget Estimates 2017 - 2018 | Budget Estimates 2018 - 2019 | ALIAS | PARTICULARS | Unaudited Figures For Year 2016 - 2017 | Budget Estimates 2017 - 2018 | Revised Budget Estimates 2017 - 2018 | Budget Estimates 2018 - 2019 |
| | AR36.212 TOTAL | | | | 2,00,000 | | | | | | |
| AR36.216 | Bhaabeej Nidhi Fund | | | | | | | | | | |
| AR36.216.001 | [8250] Transfer From Fund Account | | | | 2,00,000 | | | | | | |
| | AR36.216 TOTAL | | | | 2,00,000 | | | | | | |
| | AR36 TOTAL | 1,91,80,472 | 1,31,20,000 | 38,40,845 | 36,50,000 | | | | | | |
| | Sector A TOTAL | 26,91,18,996 | 49,93,28,000 | 32,18,56,968 | 42,19,07,100 | | Sector A TOTAL | 25,55,67,772 | 41,76,98,200 | 26,61,56,641 | 40,24,03,700 |
| Sector B | Agency Budget | | | | | Sector B | Agency Budget | | | | |
| BR01 | Grant -In- Aid State /Central Government Agency - Other Than Research | | | | | BP01 | Grant -In- Aid State /Central Government Agency - Other Than Research | | | | |
| BR01.101 | Receipt From State Government | | | | | BP01.101 | Building | | | | |
| BR01.101.001 | [0765] Receipt Of Grant | | 3,00,00,000 | 2,00,00,000 | 6,00,00,000 | BP01.101.001 | [3925] New Building Under Construction | | 3,00,00,000 | 2,00,00,000 | 6,00,00,000 |
| BR01.101.002 | [0766] Receipts Of Grants - RUSA | | 13,50,00,000 | 8,63,00,000 | 13,00,00,000 | BP01.101.002 | [3926] Major Reparis & Renovation | | | | |
| BR01.101.003 | [0767] Receipt Of Grant - Centinnal Year | | 10,00,00,000 | 1,00,00,000 | 1,00,00,000 | BP01.101.005 | [3929] Building RUSA | | 6,00,00,000 | 3,63,00,000 | 7,00,00,000 |
| | BR01.101 TOTAL | | 26,50,00,000 | 11,63,00,000 | 20,00,00,000 | BP01.101.006 | [3930] Major Reparis & Renovation | | 7,50,00,000 | 5,00,00,000 | 6,00,00,000 |
| BR01.102 | Receipt From Central Government | | | | | BP01.101.007 | [7868] Major Reparis & Renovation - Centinnal Year Exp | | 10,00,00,000 | 1,00,00,000 | 1,00,00,000 |
| BR01.102.001 | [0770] Receipt Of Grant | | 25,00,000 | 30,00,000 | 30,00,000 | | BP01.101 TOTAL | | 26,50,00,000 | 11,63,00,000 | 20,00,00,000 |
| BR01.102.002 | [0771] Estb. Of Hindi Dept. - XII Plan | 25,00,000 | 5,00,000 | | | BP01.104 | Equipments | | | | |
| | BR01.102 TOTAL | 25,00,000 | 30,00,000 | 30,00,000 | 30,00,000 | BP01.104.001 | [3940] Purchase Of Equipments | | | | |
| BR01.105 | Receipt From RUSA | | | | | BP01.105 | Hardware & Peripherals | | | | |
| BR01.105.001 | [7015] Receipt From Grant (RUSA) | 3,80,97,800 | 2,08,20,000 | 1,67,74,900 | 1,80,00,000 | BP01.105.001 | [3945] Purchase Of Hardware | | | | |
| | BR01.105 TOTAL | 3,80,97,800 | 2,08,20,000 | 1,67,74,900 | 1,80,00,000 | | BP01.105 TOTAL | | | | |
| BR01.107 | Institutional Development Plan-IDP | | | | | BP01.108 | Software & Development | | | | |
| BR01.107.001 | [8292] Receipt Of Grant | | | | 10,00,00,000 | BP01.108.001 | [3960] Purchase Of Software | | | | |
| | BR01.107 TOTAL | | | | 10,00,00,000 | | BP01.108 TOTAL | | | | |
| | | | | | | BP01.111 | Equipments -RUSA | | | | |
| | | | | | | BP01.111.001 | [5671] Computer - PG (RUSA) | 1,19,41,500 | | | |
| | | | | | | BP01.111.002 | [5672] Computer-Br.Libraries (RUSA) | 14,41,700 | 40,00,000 | 40,00,000 | 40,00,000 |
| | | | | | | BP01.111.003 | [5673] Computer-Three Campus (RUSA) | | 1,00,00,000 | 30,00,000 | 1,20,00,000 |
| | | | | | | BP01.111.004 | [5674] Computer-WiFi (RUSA) | | 5,00,000 | 3,00,000 | 5,00,000 |

| RECEIPTS | | | | | | EXPENDITURE | | | | | |
|--------------|---|--|------------------------------|--------------------------------------|------------------------------|--------------|---|--|------------------------------|--------------------------------------|------------------------------|
| ALIAS | PARTICULARS | Unaudited Figures For Year 2016 - 2017 | Budget Estimates 2017 - 2018 | Revised Budget Estimates 2017 - 2018 | Budget Estimates 2018 - 2019 | ALIAS | PARTICULARS | Unaudited Figures For Year 2016 - 2017 | Budget Estimates 2017 - 2018 | Revised Budget Estimates 2017 - 2018 | Budget Estimates 2018 - 2019 |
| | | | | | | BP01.111.005 | [5675] Computer-Air-conditioners For Com Lab (RUSA) | | 15,00,000 | 15,00,000 | 15,00,000 |
| | | | | | | BP01.111.006 | [5676] Books/Journals-Online Databases (RUSA) | 60,26,500 | | | |
| | | | | | | BP01.111.007 | [5677] Book/Journals-Book (RUSA) | 44,01,800 | | | |
| | | | | | | BP01.111.008 | [5678] Learning Center-Computer/Laptop (RUSA) | 4,40,600 | 11,00,000 | 21,77,100 | |
| | | | | | | BP01.111.009 | [5679] E-learning Center-Server (RUSA) | | | 7,00,000 | |
| | | | | | | BP01.111.010 | [5680] E-Learning Center-WiFi (RUSA) | | | 3,00,000 | |
| | | | | | | BP01.111.011 | [5681] E-Learning Center-Media Production Equipment(video)&(audio) (RUSA) | 82,81,500 | 32,00,000 | 36,00,100 | |
| | | | | | | BP01.111.012 | [5682] E-Learning Center-Software (RUSA) | 6,65,200 | 5,20,000 | 11,97,700 | |
| | | | | | | BP01.111.013 | [5683] Research Lab-Computer Science (RUSA) | 48,99,000 | | | |
| | | | | | | | BP01.111 TOTAL | 3,80,97,800 | 2,08,20,000 | 1,67,74,900 | 1,80,00,000 |
| | | | | | | BP01.112 | Estb. Of Hindi . - XII Plan | | | | |
| | | | | | | BP01.112.001 | [7895] Estb. Of Hindi . - XII Plan | 25,00,000 | 25,00,000 | 25,00,000 | 25,00,000 |
| | | | | | | | BP01.112 TOTAL | 25,00,000 | 25,00,000 | 25,00,000 | 25,00,000 |
| | | | | | | BP01.114 | Institutional Development Plan-IDP | | | | |
| | | | | | | BP01.114.001 | [8263] Institutional Development Plan-Other Than Research-Non Recurring | | | | 5,00,00,000 |
| | | | | | | | BP01.114 TOTAL | | | | 5,00,00,000 |
| BR01.201 | Receipt From State Government | | | | | | | | | | |
| BR01.201.001 | [0785] Receipt Of Grant | | 10,00,000 | 5,00,000 | 5,00,000 | | | | | | |
| | BR01.201 TOTAL | | 10,00,000 | 5,00,000 | 5,00,000 | | | | | | |
| BR01.202 | Receipt From Central Government | | | | | | | | | | |
| BR01.202.006 | [0793] NID CELL | 12,44,600 | | | | | | | | | |
| | BR01.202 TOTAL | 12,44,600 | | | | | | | | | |
| | | | | | | BP01.209 | Other Operational Expenditure | | | | |
| | | | | | | BP01.209.026 | [4045] New Model College | | 10,00,000 | 5,00,000 | 5,00,000 |
| | | | | | | BP01.209.027 | [4047] NID Cell | 12,44,600 | | | |
| | | | | | | | BP01.209 TOTAL | 12,44,600 | 10,00,000 | 5,00,000 | 5,00,000 |
| | | | | | | BP01.210 | Estb Of Hindi Dept - XII Plan | | | | |
| | | | | | | BP01.210.001 | [7869] Revenue | | 5,00,000 | 5,00,000 | 5,00,000 |
| | | | | | | | BP01.210 TOTAL | | 5,00,000 | 5,00,000 | 5,00,000 |
| | | | | | | BP01.211 | Institutional Development Plan - IDP | | | | |
| | | | | | | BP01.211.001 | [8262] IDP-Other Than Research | | | | 5,00,00,000 |
| | | | | | | | BP01.211 TOTAL | | | | 5,00,00,000 |
| | BR01 TOTAL | 4,18,42,400 | 28,98,20,000 | 13,65,74,900 | 32,15,00,000 | | BP01 TOTAL | 4,18,42,400 | 28,98,20,000 | 13,65,74,900 | 32,15,00,000 |
| BR02 | Grant -In- Aid State /Central Government Agency - Research | | | | | BP02 | Grant -In- Aid State /Central Government Agency - Research | | | | |

| RECEIPTS | | | | | | EXPENDITURE | | | | | |
|--------------|--|--|------------------------------|--------------------------------------|------------------------------|--------------|--|--|------------------------------|--------------------------------------|------------------------------|
| ALIAS | PARTICULARS | Unaudited Figures For Year 2016 - 2017 | Budget Estimates 2017 - 2018 | Revised Budget Estimates 2017 - 2018 | Budget Estimates 2018 - 2019 | ALIAS | PARTICULARS | Unaudited Figures For Year 2016 - 2017 | Budget Estimates 2017 - 2018 | Revised Budget Estimates 2017 - 2018 | Budget Estimates 2018 - 2019 |
| BR02.110 | RUSA -Center - Food Pro. Devl. | | | | | BP02.110 | RUSA -Center- Food Pro. Devl. (Non-Recurring) | | | | |
| BR02.110.001 | [7806] Receipt Of Grants | 13,19,000 | 1,00,000 | 8,26,900 | 2,00,000 | BP02.110.001 | [4093] RUSA- Center- FPD- EQUIPMENT | 13,19,000 | 1,00,000 | 8,26,900 | 2,00,000 |
| | BR02.110 TOTAL | 13,19,000 | 1,00,000 | 8,26,900 | 2,00,000 | | BP02.110 TOTAL | 13,19,000 | 1,00,000 | 8,26,900 | 2,00,000 |
| BR02.111 | RUSA -Food Pro. Devl.- Project | | | | | BP02.111 | RUSA Center- Food Pro. Devl project (Non-Recurring) | | | | |
| BR02.111.001 | [7807] Receipt Of Grant | 1,24,000 | 8,00,000 | 17,500 | | BP02.111.001 | [4094] RUSA - Center- FPD- EQUIPMENT (Project) | 1,24,000 | 8,00,000 | 17,500 | |
| | BR02.111 TOTAL | 1,24,000 | 8,00,000 | 17,500 | | | BP02.111 TOTAL | 1,24,000 | 8,00,000 | 17,500 | |
| BR02.112 | Rusa-project - Dr Pratima Tatke | | | | | BP02.112 | RUSA - Project (Non-Recurring) | | | | |
| BR02.112.001 | [7808] Receipt Of Grant | 3,97,100 | 5,00,000 | 6,91,000 | 50,000 | BP02.112.001 | [4095] RUSA - Dr Pratima Tatke-Project Exp. | 3,97,100 | 5,00,000 | 6,91,000 | 50,000 |
| | BR02.112 TOTAL | 3,97,100 | 5,00,000 | 6,91,000 | 50,000 | | BP02.112 TOTAL | 3,97,100 | 5,00,000 | 6,91,000 | 50,000 |
| | | | | | | BP02.113 | INSTITUTIONAL DEVELOPMENT PLAN -RESEARCH | | | | |
| | | | | | | BP02.113.001 | [8264] Institutional Development Plan-Research (Non Recurring) | | | | 5,00,00,000 |
| | | | | | | | BP02.113 TOTAL | | | | 5,00,00,000 |
| BR02.206 | Institutional Development Plan-Research | | | | | | | | | | |
| BR02.206.001 | [8291] Receipt Of Grant | | | | 10,00,00,000 | | | | | | |
| | BR02.206 TOTAL | | | | 10,00,00,000 | | | | | | |
| BR02.207 | Institutional Development Plan-IDP | | | | | | | | | | |
| BR02.207.001 | [8290] Receipt Of Grant | | | | | | | | | | |
| | BR02.207 TOTAL | | | | | | | | | | |
| BR02.210 | RUSA-center -food Pro Devl | | | | | BP02.210 | RUSA Center - Food Pro. Devl. (Recurring) | | | | |
| BR02.210.001 | [0857] Receipt Of Grant | 6,41,100 | 20,00,000 | 4,47,300 | 20,00,000 | BP02.210.001 | [4146] RUSA- Center- FPD- Contingency & Travel | 2,06,200 | 10,00,000 | 1,12,300 | 10,00,000 |
| | | | | | | BP02.210.002 | [4147] RUSA - Center- FPD- Man Power | 4,34,900 | 10,00,000 | 3,35,000 | 10,00,000 |
| | BR02.210 TOTAL | 6,41,100 | 20,00,000 | 4,47,300 | 20,00,000 | | BP02.210 TOTAL | 6,41,100 | 20,00,000 | 4,47,300 | 20,00,000 |
| BR02.211 | RUSA - Food Devl Project | | | | | BP02.211 | RUSA Project- Food Pro. Devl. (Recurring) | | | | |
| BR02.211.001 | [0858] Receipt Of Grant | 78,900 | 6,00,000 | 5,62,500 | 50,000 | BP02.211.001 | [4148] RUSA - Project- FPD- Contingency & Travel | 16,400 | 3,00,000 | 1,47,900 | |
| | | | | | | BP02.211.002 | [4149] RUSA - Project- FPD- ManPower | 62,500 | 3,00,000 | 4,14,600 | 50,000 |
| | BR02.211 TOTAL | 78,900 | 6,00,000 | 5,62,500 | 50,000 | | BP02.211 TOTAL | 78,900 | 6,00,000 | 5,62,500 | 50,000 |
| BR02.212 | RUSA-project Dr Pratima Tatke | | | | | BP02.212 | RUSA Project - Dr P Tatke (Recurring) | | | | |
| BR02.212.001 | [0860] Receipt Of Grant | | 5,00,000 | 6,11,100 | | BP02.212.001 | [7710] RUSA - Project Dr P Tatke- Contingency & Travel (Project) | | 2,50,000 | 36,000 | |
| | | | | | | BP02.212.002 | [7711] RUSA -Project Dr P Tatke- ManPower (Project) | | 2,50,000 | 5,75,100 | |
| | BR02.212 TOTAL | | 5,00,000 | 6,11,100 | | | BP02.212 TOTAL | | 5,00,000 | 6,11,100 | |
| | | | | | | BP02.213 | INSTITUTIONAL DEVELOPMENT PLAN-IDP | | | | |

| RECEIPTS | | | | | | EXPENDITURE | | | | | |
|--------------|---|---|------------------------------------|---|------------------------------------|--------------|--|---|------------------------------------|---|------------------------------------|
| ALIAS | PARTICULARS | Unaudited Figures For Year 2016 - 2017 | Budget Estimates 2017 - 2018 | Revised Budget Estimates 2017 - 2018 | Budget Estimates 2018 - 2019 | ALIAS | PARTICULARS | Unaudited Figures For Year 2016 - 2017 | Budget Estimates 2017 - 2018 | Revised Budget Estimates 2017 - 2018 | Budget Estimates 2018 - 2019 |
| | | | | | | BP02.213.001 | [8265] Institutional Development Plan - Research (Recurring) | | | | 5,00,00,000 |
| | | | | | | | BP02.213 TOTAL | | | | 5,00,00,000 |
| | BR02 TOTAL | 25,60,100 | 45,00,000 | 31,56,300 | 10,23,00,000 | | BP02 TOTAL | 25,60,100 | 45,00,000 | 31,56,300 | 10,23,00,000 |
| BR03 | Grant-In-Aid Other Agencies | | | | | BP03 | Grant-In-Aid Other Agencies - Other Than Research | | | | |
| | | | | | | BP03.109 | Other Operational Expenditure | | | | |
| | | | | | | BP03.109.001 | [4190] New Model College | | | | |
| | | | | | | | BP03.109 TOTAL | | | | |
| BR03.110 | Ministry Of Social Justice And Empowerment | | | | | BP03.110 | Ministry Of Social Justice And Empowerment | | | | |
| BR03.110.01 | [0900] Dr. Ambedkar Foundation | 8,04,200 | 35,00,000 | 16,04,100 | 37,00,000 | BP03.110.001 | [4191] Dr Ambedkar Foundation (non Recurring) | 1,83,300 | 10,00,000 | 1,00,000 | 2,00,000 |
| | BR03.110 TOTAL | 8,04,200 | 35,00,000 | 16,04,100 | 37,00,000 | | BP03.110 TOTAL | 1,83,300 | 10,00,000 | 1,00,000 | 2,00,000 |
| | | | | | | BP03.210 | Ministry Of Social Justice And Empowerment | | | | |
| | | | | | | BP03.210.001 | [4241] Dr Ambedkar Foundation | 6,20,900 | 25,00,000 | 15,04,100 | 35,00,000 |
| | | | | | | | BP03.210 TOTAL | 6,20,900 | 25,00,000 | 15,04,100 | 35,00,000 |
| BR03.218 | International Conference | | | | | BP03.218 | International Conference | | | | |
| BR03.218.001 | [8294] International Conference | 2,12,500 | 21,00,000 | 21,00,000 | | BP03.218.001 | [8296] International Conference | 2,12,500 | 21,00,000 | 21,00,000 | |
| | BR03.218 TOTAL | 2,12,500 | 21,00,000 | 21,00,000 | | | BP03.218 TOTAL | 2,12,500 | 21,00,000 | 21,00,000 | |
| | BR03 TOTAL | 10,16,700 | 56,00,000 | 37,04,100 | 37,00,000 | | BP03 TOTAL | 10,16,700 | 56,00,000 | 37,04,100 | 37,00,000 |
| BR04 | Grant-In-Aid Other Agencies- Research | | | | | BP04 | Grant-In-Aid Other Agencies- Research | | | | |
| BR04.207 | Receipts From Commonwealth Learning | | | | | | | | | | |
| BR04.207.001 | [0981] Visvesavaraya | 5,41,500 | | 17,07,600 | 15,85,000 | | | | | | |
| | BR04.207 TOTAL | 5,41,500 | | 17,07,600 | 15,85,000 | | | | | | |
| | | | | | | BP04.209 | Other Operational Expenditure | | | | |
| | | | | | | BP04.209.004 | [7743] Visvesavaraya | 5,41,500 | | 17,07,600 | 15,85,000 |
| | | | | | | | BP04.209 TOTAL | 5,41,500 | | 17,07,600 | 15,85,000 |
| | BR04 TOTAL | 5,41,500 | | 17,07,600 | 15,85,000 | | BP04 TOTAL | 5,41,500 | | 17,07,600 | 15,85,000 |
| BR05 | Grant-In-Aid U G C - Capital | | | | | BP05 | Grant-In-Aid U G C - Capital | | | | |
| BR05.105 | University Library | | | | | BP05.105 | University Library | | | | |
| BR05.105.005 | [1009] UGC - Sodhganga | | 1,00,000 | | | BP05.105.005 | [4354] UGC- Sodhganga | | 1,00,000 | | |
| | BR05.105 TOTAL | | 1,00,000 | | | | BP05.105 TOTAL | | 1,00,000 | | |
| BR05.211 | Lifelong Learning & Extesion Work - Cont. Adult Edu | | | | | BP05.211 | Life Learning & Extension Work - Cont & Adult Edu | | | | |
| BR05.211.001 | [7832] Lifelong Learning & Extesion Work - Cont. Adult Edu | | | | | BP05.211.001 | [7896] XI Plan -Life Learning & Extension Work - Cont & Adult Edu | | | | |
| | BR05.211 TOTAL | | | | | | BP05.211 TOTAL | | | | |

| RECEIPTS | | | | | | EXPENDITURE | | | | | |
|--------------|--|--|------------------------------|--------------------------------------|------------------------------|--------------|--|--|------------------------------|--------------------------------------|------------------------------|
| ALIAS | PARTICULARS | Unaudited Figures For Year 2016 - 2017 | Budget Estimates 2017 - 2018 | Revised Budget Estimates 2017 - 2018 | Budget Estimates 2018 - 2019 | ALIAS | PARTICULARS | Unaudited Figures For Year 2016 - 2017 | Budget Estimates 2017 - 2018 | Revised Budget Estimates 2017 - 2018 | Budget Estimates 2018 - 2019 |
| | BR05 TOTAL | | 1,00,000 | | | | BP05 TOTAL | | 1,00,000 | | |
| BR06 | Merged Schemes | | | | | BP06 | Merged Schemes | | | | |
| BR06.105 | [1070] Basic Facilities For Women | | | | | | | | | | |
| BR06.106 | [1075] Equal Opportunity Cell | | 50,000 | 20,000 | 1,00,000 | | | | | | |
| BR06.107 | [1080] Coaching Schemes For Sc/St/Obc (Non-Cremelayer) Minorities:-Remedial Coaching | | 50,000 | 20,000 | 50,000 | | | | | | |
| BR06.108 | [1085] Coaching Schemes For Sc/St/Obc (Non-Cremelayer) Minorities:-Entry Into Service | | 50,000 | 20,000 | 50,000 | | | | | | |
| BR06.109 | [1090] Coaching Schemes For Sc/St/Obc (Non-Cremelayer) Minorities:-Coaching For Net Exam. | | 50,000 | 20,000 | 50,000 | | | | | | |
| BR06.110 | [1095] Establishment Of Career & Councelling Cell In Universities | | | | | BP06.102 | Adventure Sports & Development Of Sports Infrastructure & Equipent | | | | |
| | | | | | | BP06.102.001 | [4411] Purchase Of Equipments | | | | |
| | | | | | | | BP06.102 TOTAL | | | | |
| BR06.104 | Hostel | | | | | BP06.104 | Construction Of Women's Hostel | | | | |
| BR06.104.001 | [1065] Receipt Of Grant | | 2,00,00,000 | | | BP06.104.001 | [4421] Construction Of Hostel | | 2,00,00,000 | | |
| | BR06.104 TOTAL | | 2,00,00,000 | | | | BP06.104 TOTAL | | 2,00,00,000 | | |
| | | | | | | BP06.106 | Equal Opportunity Cell | | | | |
| | | | | | | BP06.106.001 | [4431] Establishment Of Office | | 50,000 | 20,000 | 1,00,000 |
| | | | | | | | BP06.106 TOTAL | | 50,000 | 20,000 | 1,00,000 |
| | | | | | | BP06.107 | Coaching Schemes For Sc/St/Obc (Non-Cremelayer) Minorities:-Remedial Coaching | | | | |
| | | | | | | BP06.107.001 | [4435] Contingency/Hon/Conference /Seminars/Travel/ Books&Jour. | | 50,000 | 20,000 | 50,000 |
| | | | | | | | BP06.107 TOTAL | | 50,000 | 20,000 | 50,000 |
| | | | | | | BP06.108 | Coaching Schemes For Sc/St/Obc (Non-Cremelayer) Minorities:-Entry Into Service | | | | |
| | | | | | | BP06.108.001 | [4445] Contingency/Hon/Conference /Seminars/Travel/ Books&Jour. | | 50,000 | 20,000 | 50,000 |
| | | | | | | | BP06.108 TOTAL | | 50,000 | 20,000 | 50,000 |
| | | | | | | BP06.109 | Coaching Schemes For Sc/St/Obc (Non-Cremelayer) Minorities:-Coaching For Net Exam. | | | | |
| | | | | | | BP06.109.001 | [4455] Contingency/Hon/Conference /Seminars/Travel/ Books&Jour. | | 50,000 | 20,000 | 50,000 |
| | | | | | | | BP06.109 TOTAL | | 50,000 | 20,000 | 50,000 |

| RECEIPTS | | | | | | EXPENDITURE | | | | | |
|--------------|---|---|------------------------------------|---|------------------------------------|--------------|---|---|------------------------------------|---|------------------------------------|
| ALIAS | PARTICULARS | Unaudited Figures For Year 2016 - 2017 | Budget Estimates 2017 - 2018 | Revised Budget Estimates 2017 - 2018 | Budget Estimates 2018 - 2019 | ALIAS | PARTICULARS | Unaudited Figures For Year 2016 - 2017 | Budget Estimates 2017 - 2018 | Revised Budget Estimates 2017 - 2018 | Budget Estimates 2018 - 2019 |
| BR06.111 | Facilities For Different Able (Physically Challenged) Persons | | | | | BP06.111 | Facilities For Different Able (Physically Challenged) Persons | | | | |
| BR06.111.001 | [7837] Facilities For Different Able (Physically Challenged) Persons | | 50,000 | 20,000 | 50,000 | BP06.111.001 | [4471] Teacher Preparation In Special Education (Tepse) | | 50,000 | 20,000 | 50,000 |
| | BR06.111 TOTAL | | 50,000 | 20,000 | 50,000 | | BP06.111 TOTAL | | 50,000 | 20,000 | 50,000 |
| | BR06 TOTAL | | 2,02,50,000 | 1,00,000 | 3,00,000 | | BP06 TOTAL | | 2,02,50,000 | 1,00,000 | 3,00,000 |
| BR07 | Grant-In-Aid U G C - Revenue -Development -Merged Schemes | | | | | BP07 | Grant-In-Aid U G C - Revenue -Development -Merged Schemes | | | | |
| BR07.203 | Conference /Seminars/ Symposia Workshop/Short - Term Training Programme | | | | | BP07.203 | Conference /Seminars/ Symposia Workshop/Short - Term Training Programme | | | | |
| BR07.203.001 | [1115] Organization Of International Seminar | | | | | BP07.203.002 | [4486] Organization Of National Seminar | | | | |
| | BR07.203 TOTAL | | | | | | BP07.203 TOTAL | | | | |
| | | | | | | BP07.205 | Appointment Of Visiting Professor / Visiting Fellow | | | | |
| | | | | | | BP07.205.001 | [4495] Salary | | | | |
| | | | | | | | BP07.205 TOTAL | | | | |
| | | | | | | BP07.206 | Instruments Maintenance Activity | | | | |
| | | | | | | BP07.206.001 | [4501] Salary Of Technical Staff | | | | |
| | | | | | | | BP07.206 TOTAL | | | | |
| BR07.208 | Coaching Schemes For Sc/St/Obc (Non-Cremelayer) Minorities- Remedial Coaching | | | | | BP07.208 | Coaching Schemes For Sc/St/Obc (Non-Cremelayer) Minorities- Remedial Coaching | | | | |
| BR07.208.001 | [1150] Honorarium/Salary | | 50,000 | | | BP07.208.001 | [4511] Honorarium/Salary | | 50,000 | | |
| | BR07.208 TOTAL | | 50,000 | | | | BP07.208 TOTAL | | 50,000 | | |
| BR07.209 | Coaching Schemes For Sc/St/Obc (Non-Cremelayer) Minorities - Entry Into Service | | | | | BP07.209 | Coaching Schemes For Sc/St/Obc (Non-Cremelayer) Minorities - Entry Into Service | | | | |
| BR07.209.001 | [1155] Honorarium/Salary | | 50,000 | | | BP07.209.001 | [4515] Honorarium/Salary | | 50,000 | | |
| | BR07.209 TOTAL | | 50,000 | | | | BP07.209 TOTAL | | 50,000 | | |
| BR07.210 | Coaching Schemes For Sc/St/Obc (Non-Cremelayer) Minorities - Coaching For Net Exam. | | | | | BP07.210 | Coaching Schemes For Sc/St/Obc (Non-Cremelayer) Minorities - Coaching For Net Exam. | | | | |
| BR07.210.001 | [1165] Honorarium/Salary | | 50,000 | | | BP07.210.001 | [4521] Honorarium/Salary | | 50,000 | | |
| | BR07.210 TOTAL | | 50,000 | | | | BP07.210 TOTAL | | 50,000 | | |
| | BR07 TOTAL | | 1,50,000 | | | | BP07 TOTAL | | 1,50,000 | | |
| BR08 | Grant-In-Aid U G C - Other Than Plan - Revenue | | | | | BP08 | Grant-In-Aid U G C - Other Than Plan - Revenue | | | | |
| BR08.209 | [1280] Centre For Study Of Social Exclusion & Inclusive Pol | 16,100 | 25,00,000 | 25,00,000 | 25,00,000 | BP08.207 | [4621] Minor Research Project | | 5,00,000 | 1,00,000 | 5,00,000 |
| | | | | | | BP08.209 | [4641] Centre For Study Of Social Exclusion & Inclusive Pol | 16,100 | 25,00,000 | 25,00,000 | 25,00,000 |

| RECEIPTS | | | | | | EXPENDITURE | | | | | |
|--------------|---|--|------------------------------|--------------------------------------|------------------------------|--------------|--|--|------------------------------|--------------------------------------|------------------------------|
| ALIAS | PARTICULARS | Unaudited Figures For Year 2016 - 2017 | Budget Estimates 2017 - 2018 | Revised Budget Estimates 2017 - 2018 | Budget Estimates 2018 - 2019 | ALIAS | PARTICULARS | Unaudited Figures For Year 2016 - 2017 | Budget Estimates 2017 - 2018 | Revised Budget Estimates 2017 - 2018 | Budget Estimates 2018 - 2019 |
| BR08.105 | M.A.M.sc.Innvoative Prog.teaching & Research In Interdisciplinay | | | | | BP08.105 | M.A./ M.Sc. Innovative Prog. Teaching & Research In Interdisciplinary | | | | |
| BR08.105.001 | [7843] M.A/M.sc.Innvoative Prog.teaching & Research In Interdisciplinay | | | | | BP08.105.001 | [4605] M.A./ M.Sc. (Education Tech.) - Equipment | | | | |
| | BR08.105 TOTAL | | | | | | BP08.105 TOTAL | | | | |
| BR08.108 | Research Centre For Women's Studies | | | | | BP08.108 | Research Centre For Women's Studies | | | | |
| BR08.108.002 | [1276] Xii Plan | | | | | BP08.108.002 | [7720] Xii Plan | | | | |
| BR08.108.004 | [1278] XIII Plan | | 5,00,000 | 2,00,000 | 5,00,000 | BP08.108.003 | [4632] XIII Plan | | 5,00,000 | 2,00,000 | 5,00,000 |
| | BR08.108 TOTAL | | 5,00,000 | 2,00,000 | 5,00,000 | | BP08.108 TOTAL | | 5,00,000 | 2,00,000 | 5,00,000 |
| BR08.201 | Major Research Project | | | | | BP08.201 | Major Research Project | | | | |
| BR08.201.001 | [1201] Receipt Of Grants | | 26,00,000 | | 10,00,000 | BP08.201.001 | [4555] Mrp --"Groundwaer Zonation .."-Dr. V. Nagarale | | 4,50,000 | | |
| | | | | | | BP08.201.006 | [4560] Mrp --Dr.K.K. Singh | | 5,00,000 | | |
| | | | | | | BP08.201.008 | [4562] Mrp --Dr Sachin Deore | | 4,00,000 | | |
| | | | | | | BP08.201.009 | [4563] Mrp --Dr Sheetal More | | 2,00,000 | | |
| | | | | | | BP08.201.010 | [4564] Mrp - Dr. Sunanda Chande | | 5,00,000 | | |
| | | | | | | BP08.201.013 | [7870] MRP- DR Pratima Tatke | | 5,50,000 | | |
| | | | | | | BP08.201.014 | [8244] M.R.Project | | | | 10,00,000 |
| | BR08.201 TOTAL | | 26,00,000 | | 10,00,000 | | BP08.201 TOTAL | | 26,00,000 | | 10,00,000 |
| BR08.202 | Icssr- Doctoral Fellowship | | | | | BP08.202 | Icssr- Doctoral Fellowship | | | | |
| BR08.202.001 | [1220] Receipt Of Grant | | | 1,80,000 | 10,00,000 | BP08.202.001 | [4571] Icssr- Dr. Fellow.- Neha R. Lohia | | | | |
| BR08.202.002 | [1221] Icssr- Dr. Fellow.- Dr. Tabassum Quzi | | 5,00,000 | | | BP08.202.002 | [4572] Icssr- Dr. Fellow.- Pooja Singhania | | | | |
| | | | | | | BP08.202.003 | [4573] Icssr- Dr. Fellow.- Tabassum Quzi | | | | |
| | | | | | | BP08.202.004 | [4574] Fellowship | | 5,00,000 | 1,80,000 | 10,00,000 |
| | BR08.202 TOTAL | | 5,00,000 | 1,80,000 | 10,00,000 | | BP08.202 TOTAL | | 5,00,000 | 1,80,000 | 10,00,000 |
| BR08.203 | Jrf | | | | | BP08.203 | Jrf | | | | |
| BR08.203.001 | [1225] Receipt Of Grant | 21,100 | 2,00,000 | | 10,00,000 | BP08.203.003 | [4577] Jrf - Monica Oak | | 1,00,000 | | |
| | | | | | | BP08.203.005 | [4579] Jrf Ms Rama Kadu Suradkar | | 1,00,000 | | |
| | | | | | | BP08.203.006 | [4580] Jrf Ms.vishakha Bhalerao | 21,100 | | | |
| | | | | | | BP08.203.007 | [8245] JR. Fellowship | | | | 10,00,000 |
| | BR08.203 TOTAL | 21,100 | 2,00,000 | | 10,00,000 | | BP08.203 TOTAL | 21,100 | 2,00,000 | | 10,00,000 |
| BR08.204 | Srf | | | | | BP08.204 | Srf | | | | |
| BR08.204.001 | [1235] Receipt Of Grant | 17,300 | 2,00,000 | 20,39,200 | 20,00,000 | BP08.204.002 | [4586] Srf Ms. Sanyukta | 17,300 | | 2,00,000 | 1,00,000 |
| | | | | | | BP08.204.003 | [4587] Srf Ms. Sadhana | | | 2,00,000 | 1,00,000 |
| | | | | | | BP08.204.004 | [4588] SRF Ms Vishakha Bhalerao | | 2,00,000 | 10,39,200 | 1,00,000 |
| | | | | | | BP08.204.005 | [4589] SRF Juhu Agrawal | | | 4,00,000 | 2,00,000 |
| | | | | | | BP08.204.006 | [4590] SRF - Monica Oak | | | 2,00,000 | 5,00,000 |
| | | | | | | BP08.204.007 | [8246] SR. Fellowship | | | | 10,00,000 |
| | BR08.204 TOTAL | 17,300 | 2,00,000 | 20,39,200 | 20,00,000 | | BP08.204 TOTAL | 17,300 | 2,00,000 | 20,39,200 | 20,00,000 |

| RECEIPTS | | | | | | EXPENDITURE | | | | | |
|--------------|--|---|------------------------------------|---|------------------------------------|--------------|--|---|------------------------------------|---|------------------------------------|
| ALIAS | PARTICULARS | Unaudited Figures For Year 2016 - 2017 | Budget Estimates 2017 - 2018 | Revised Budget Estimates 2017 - 2018 | Budget Estimates 2018 - 2019 | ALIAS | PARTICULARS | Unaudited Figures For Year 2016 - 2017 | Budget Estimates 2017 - 2018 | Revised Budget Estimates 2017 - 2018 | Budget Estimates 2018 - 2019 |
| BR08.205 | M.A./ M.Sc. Innovative Prog. Teaching & Research In Interdisciplinary | | | | | BP08.205 | M.A./ M.Sc. Innovative Prog. Teaching & Research In Interdisciplinary | | | | |
| BR08.205.001 | [1240] Contingency | | 3,20,000 | | 5,00,000 | BP08.205.001 | [4591] Contingency | | 3,20,000 | | 5,00,000 |
| | BR08.205 TOTAL | | 3,20,000 | | 5,00,000 | | BP08.205 TOTAL | | 3,20,000 | | 5,00,000 |
| BR08.206 | Icmr- Doctoral Fellowship | | | | | BP08.206 | Icmr- Doctoral Fellowship | | | | |
| BR08.206.001 | [1255] Receipt Of Grant | | 5,00,000 | | 5,00,000 | BP08.206.001 | [4615] Icmr - Dr. S.S. Mahajan | | 5,00,000 | | |
| | BR08.206 TOTAL | | 5,00,000 | | 5,00,000 | BP08.206.002 | [8247] ICMR Fellowship | | | | 5,00,000 |
| | | | | | | | BP08.206 TOTAL | | 5,00,000 | | 5,00,000 |
| BR08.207 | Minor Research Project | | | | | | | | | | |
| BR08.207.207 | [1260] Minor Research Project | | 5,00,000 | 1,00,000 | 5,00,000 | | | | | | |
| | BR08.207 TOTAL | | 5,00,000 | 1,00,000 | 5,00,000 | | | | | | |
| BR08.208 | Research Centre For Women's Studies | | | | | BP08.208 | Research Centre For Women's Studies | | | | |
| BR08.208.002 | [1270] Xii Plan | 74,61,000 | | | | BP08.208.001 | [4625] Xi Plan | | | | |
| BR08.208.003 | [1271] XIII Plan | | 80,00,000 | 63,00,000 | 63,00,000 | BP08.208.002 | [4626] Xii Plan | 74,61,000 | | | |
| BR08.208.501 | [1266] Salary Grant | | | | | BP08.208.003 | [4631] XIII Plan | | 80,00,000 | 63,00,000 | 63,00,000 |
| | BR08.208 TOTAL | 74,61,000 | 80,00,000 | 63,00,000 | 63,00,000 | | BP08.208 TOTAL | 74,61,000 | 80,00,000 | 63,00,000 | 63,00,000 |
| BR08.210 | Gandhian Studies Thinkers Of India - | | | | | BP08.210 | Gandhian Studies Thinkers Of India - | | | | |
| BR08.210.001 | [1285] Gandhian Studies Thinkers Of India -Revenue | | 1,00,000 | | 2,00,000 | BP08.210.001 | [4645] Gandhian Studies Thinkers Of India -Revenue | | 1,00,000 | | 2,00,000 |
| | BR08.210 TOTAL | | 1,00,000 | | 2,00,000 | | BP08.210 TOTAL | | 1,00,000 | | 2,00,000 |
| BR08.211 | Scholarship - Pg M Pharma | | | | | BP08.211 | Scholarship - Pg M Pharma | | | | |
| BR08.211.001 | [1290] Bsr Fellowship | 9,09,000 | 20,00,000 | 20,00,000 | 25,00,000 | BP08.211.001 | [4651] Bsr Fellowship | 9,09,000 | 20,00,000 | 20,00,000 | 25,00,000 |
| | BR08.211 TOTAL | 9,09,000 | 20,00,000 | 20,00,000 | 25,00,000 | | BP08.211 TOTAL | 9,09,000 | 20,00,000 | 20,00,000 | 25,00,000 |
| BR08.212 | Emeritus Fellowship | | | | | BP08.212 | Emeritus Fellowship | | | | |
| BR08.212.001 | [1295] Emeritus Fellowship | | | | 2,00,000 | BP08.212.001 | [4655] Emeritus Fellowship - Dr. Madhuri Chheda | | | | |
| | | | | | | BP08.212.002 | [8248] Emeritus Fellowship | | | | 2,00,000 |
| | BR08.212 TOTAL | | | | 2,00,000 | | BP08.212 TOTAL | | | | 2,00,000 |
| BR08.213 | Rajiv Gandhi Fellowship | | | | | BP08.213 | Rajiv Gandhi Fellowship | | | | |
| BR08.213.001 | [7861] Receipt Of Grant | 6,76,800 | 12,00,000 | 2,00,000 | 10,00,000 | BP08.213.001 | [7871] Vaishali Jadhav-CU Shah College | 6,76,800 | 2,00,000 | | |
| | | | | | | BP08.213.002 | [7872] Fellowship | | 10,00,000 | 2,00,000 | 10,00,000 |
| | BR08.213 TOTAL | 6,76,800 | 12,00,000 | 2,00,000 | 10,00,000 | | BP08.213 TOTAL | 6,76,800 | 12,00,000 | 2,00,000 | 10,00,000 |
| BR08.214 | Women Scientist Schme | | | | | BP08.214 | Womens Scientist Scheme | | | | |
| BR08.214.001 | [1301] Ms.hiteshi Dhami | 6,04,800 | 8,00,000 | 6,50,000 | 6,00,000 | BP08.214.001 | [4670] Advance To Ms. Hitesh Dhami(WOS-A) | 6,04,800 | 8,00,000 | 6,50,000 | 1,00,000 |
| | | | | | | BP08.214.002 | [8249] WSS- Fellowship | | | | 5,00,000 |
| | BR08.214 TOTAL | 6,04,800 | 8,00,000 | 6,50,000 | 6,00,000 | | BP08.214 TOTAL | 6,04,800 | 8,00,000 | 6,50,000 | 6,00,000 |
| BR08.215 | Dr Babasaheb Ambedkar Studies Center | | | | | BP08.215 | Dr.Babasaheb Ambedkar Studies Centre | | | | |
| BR08.215.001 | [7862] Dr Babasaheb Ambedkar Studies Center | | 1,00,000 | | | BP08.215.001 | [7873] Dr.Babasaheb Ambedkar Studies Centre - Revenue | | 1,00,000 | | |
| | BR08.215 TOTAL | | 1,00,000 | | | | BP08.215 TOTAL | | 1,00,000 | | |

| RECEIPTS | | | | | | EXPENDITURE | | | | | |
|--------------|---|--|------------------------------|--------------------------------------|------------------------------|--------------|--|--|------------------------------|--------------------------------------|------------------------------|
| ALIAS | PARTICULARS | Unaudited Figures For Year 2016 - 2017 | Budget Estimates 2017 - 2018 | Revised Budget Estimates 2017 - 2018 | Budget Estimates 2018 - 2019 | ALIAS | PARTICULARS | Unaudited Figures For Year 2016 - 2017 | Budget Estimates 2017 - 2018 | Revised Budget Estimates 2017 - 2018 | Budget Estimates 2018 - 2019 |
| | BR08 TOTAL | 97,06,100 | 2,00,20,000 | 1,41,69,200 | 2,03,00,000 | | BP08 TOTAL | 97,06,100 | 2,00,20,000 | 1,41,69,200 | 2,03,00,000 |
| BR09 | Grant-In-Aid U G C - Other Than Plan - Capital / Revenue | | | | | BP09 | Grant-In-Aid U G C - Other Than Plan - Capital/ Revenue | | | | |
| BR09.102 | [1320] Drs - Gujrati Pg | 9,00,000 | 15,00,000 | 3,00,000 | 6,60,000 | BP09.102 | [4681] Drs - Gujrati Pg | 9,00,000 | 15,00,000 | 3,00,000 | 6,60,000 |
| BR09.202 | [1325] Drs - Gujrati Pg | | 8,00,000 | 1,60,000 | 1,60,000 | BP09.202 | [4685] Drs - Gujrati Pg | | 8,00,000 | 1,60,000 | 1,60,000 |
| BR09.101 | Ugc Area Studies Centre For Canadian Studies | | | | | BP09.101 | Ugc Area Studies Centre For Canadian Studies | | | | |
| BR09.101.001 | [1310] Equipment | 55,100 | 5,00,000 | 65,600 | 5,00,000 | BP09.101.001 | [4665] Equipment | 55,100 | 5,00,000 | 65,600 | 5,00,000 |
| | BR09.101 TOTAL | 55,100 | 5,00,000 | 65,600 | 5,00,000 | | BP09.101 TOTAL | 55,100 | 5,00,000 | 65,600 | 5,00,000 |
| BR09.103 | IQAC | | | | | BP09.103 | IQAC | | | | |
| BR09.103.001 | [7863] Receipts Of Grant | | 50,000 | 50,000 | 1,00,000 | BP09.103.001 | [7874] IQAC Exp | | 50,000 | 50,000 | 1,00,000 |
| | BR09.103 TOTAL | | 50,000 | 50,000 | 1,00,000 | | BP09.103 TOTAL | | 50,000 | 50,000 | 1,00,000 |
| BR09.104 | Centinnial Year | | | | | BP09.104 | Centinnial Year Expenditure | | | | |
| BR09.104.001 | [7864] Receipts Of Grant | | 1,00,00,000 | | 50,00,000 | BP09.104.001 | [7875] Centinnial Year Expenditure | | 1,00,00,000 | | 50,00,000 |
| | BR09.104 TOTAL | | 1,00,00,000 | | 50,00,000 | | BP09.104 TOTAL | | 1,00,00,000 | | 50,00,000 |
| BR09.105 | Heritage Status | | | | | BP09.105 | Heritage Status Exp | | | | |
| BR09.105.001 | [7865] Receipts Of Grant | | 10,00,00,000 | 1,00,00,000 | 10,00,00,000 | BP09.105.001 | [7876] Heritage Status Exp | | 10,00,00,000 | 1,00,00,000 | 10,00,00,000 |
| | BR09.105 TOTAL | | 10,00,00,000 | 1,00,00,000 | 10,00,00,000 | | BP09.105 TOTAL | | 10,00,00,000 | 1,00,00,000 | 10,00,00,000 |
| BR09.201 | Ugc Area Studies Centre For Canadian Studies | | | | | BP09.201 | Ugc Area Studies Centre For Canadian Studies | | | | |
| BR09.201.001 | [1315] Receipt Of Grant | 60,200 | 18,50,000 | | 10,00,000 | BP09.201.001 | [4671] Books And Journals | 18,800 | 3,00,000 | | |
| BR09.201.002 | [1316] Seminar/ Publication/ Field Work/ Contingen./ Visiting Faculty | | | 3,43,800 | | BP09.201.003 | [4672] Seminar / Publication / Filed Work/ Contingen. / Visiting Faculty | 41,400 | 15,00,000 | 3,43,800 | 10,00,000 |
| BR09.201.003 | [1317] Shastri Indo - Canadian Studies | | | 30,000 | 1,00,000 | BP09.201.004 | [4673] Shastri Indo- Canadian Studies | | 50,000 | 30,000 | 1,00,000 |
| | BR09.201 TOTAL | 60,200 | 18,50,000 | 3,73,800 | 11,00,000 | | BP09.201 TOTAL | 60,200 | 18,50,000 | 3,73,800 | 11,00,000 |
| BR09.203 | IQAC | | | | | BP09.203 | IQAC Grant | | | | |
| BR09.203.001 | [7866] Receipts Of Grant | 24,000 | 1,50,000 | 50,000 | 4,00,000 | BP09.203.001 | [7065] Honorarium To Co-ordinator | 24,000 | 1,50,000 | 50,000 | 4,00,000 |
| | BR09.203 TOTAL | 24,000 | 1,50,000 | 50,000 | 4,00,000 | | BP09.203 TOTAL | 24,000 | 1,50,000 | 50,000 | 4,00,000 |
| BR09.204 | Epathshala-Dept Of Continuing And Adult Education | | | | | BP09.204 | Epathshala-Dept Of Continuing And Adult Education | | | | |
| BR09.204.001 | [1320] Epathshala UGC | | 33,00,000 | 5,22,500 | 7,00,000 | BP09.204.001 | [7071] Epathshala UGC | | 33,00,000 | 5,22,500 | 7,00,000 |
| | BR09.204 TOTAL | | 33,00,000 | 5,22,500 | 7,00,000 | | BP09.204 TOTAL | | 33,00,000 | 5,22,500 | 7,00,000 |
| BR09.205 | Saakshar Bharat AWARDS | | | | | BP09.205 | Saakshar Bharat Awards | | | | |
| BR09.205.001 | [8200] Saakshar Bharat AWARDS-contingency/travel/hon/mis Exp | | 8,75,000 | 8,58,900 | 7,00,000 | BP09.205.001 | [8201] Saakshar Bharat Awards-contingency/travel/hon/mis Exp | | 8,75,000 | 8,58,900 | 7,00,000 |
| | BR09.205 TOTAL | | 8,75,000 | 8,58,900 | 7,00,000 | | BP09.205 TOTAL | | 8,75,000 | 8,58,900 | 7,00,000 |
| | BR09 TOTAL | 10,39,300 | 11,90,25,000 | 1,23,80,800 | 10,93,20,000 | | BP09 TOTAL | 10,39,300 | 11,90,25,000 | 1,23,80,800 | 10,93,20,000 |
| BR10 | Grant-In-Aid U G C - Xii Plan - Capital | | | | | BP10 | Grant-In-Aid U G C - Xii Plan - Capital | | | | |
| BR10.112 | [1380] Health Care | | 5,00,000 | | | BP10.122 | [4801] Faculty Development Programme | | | | |
| BR10.113 | [1385] Student Amenities | 36,28,300 | 23,00,000 | 12,95,000 | | BP10.123 | [4805] Encore | | | | |

| RECEIPTS | | | | | | EXPENDITURE | | | | | |
|-----------------|--|---|------------------------------------|---|------------------------------------|-----------------|---|---|------------------------------------|---|------------------------------------|
| ALIAS | PARTICULARS | Unaudited Figures For Year 2016 - 2017 | Budget Estimates 2017 - 2018 | Revised Budget Estimates 2017 - 2018 | Budget Estimates 2018 - 2019 | ALIAS | PARTICULARS | Unaudited Figures For Year 2016 - 2017 | Budget Estimates 2017 - 2018 | Revised Budget Estimates 2017 - 2018 | Budget Estimates 2018 - 2019 |
| BR10.114 | [1390] Sport Facilities | | | | | BP10.124 | [4810] Human Rights And Duties Education | | | | |
| BR10.122 | [1420] Faculty Development Programme | | | | | | | | | | |
| BR10.123 | [1425] Encore | | | | | | | | | | |
| BR10.124 | [1430] Human Rights And Duties Education | | | | | | | | | | |
| BR10.125 | [1435] Appointment / Honorarium Of Guest Part Time Teachers | | | | | | | | | | |
| BR10.101 | Construction/ Renovation Of Building | | | | | BP10.101 | Construction / Renovation Of Building | | | | |
| BR10.101.001 | [1330] Receipt Of Grant | 72,45,800 | 77,00,000 | | | BP10.101.001 | [7877] Construction / Renovation Of Building | 72,45,800 | 77,00,000 | | |
| BR10.101.002 | [1331] Juhu Campu | | | | | | | | | | |
| BR10.101.003 | [1332] Pune Campus | | | | | | | | | | |
| | BR10.101 TOTAL | 72,45,800 | 77,00,000 | | | | BP10.101 TOTAL | 72,45,800 | 77,00,000 | | |
| BR10.102 | Campus Development | | | | | BP10.102 | Campus Development | | | | |
| BR10.102.002 | [1336] Receipt Of Grant | 3,15,000 | 1,36,00,000 | 2,42,600 | | BP10.102.001 | [7878] Churchgate Campus | | | | |
| | | | | | | BP10.102.002 | [7879] Juhu Campus | 3,15,000 | 1,36,00,000 | 2,42,600 | |
| | | | | | | BP10.102.003 | [7880] Pune Campus | | | | |
| | BR10.102 TOTAL | 3,15,000 | 1,36,00,000 | 2,42,600 | | | BP10.102 TOTAL | 3,15,000 | 1,36,00,000 | 2,42,600 | |
| BR10.104 | Book And Journals | | | | | BP10.104 | Book And Journals | | | | |
| BR10.104.001 | [1345] University Library | 4,02,000 | | | | BP10.104.001 | [7881] University Library | 4,02,000 | | | |
| | BR10.104 TOTAL | 4,02,000 | | | | | BP10.104 TOTAL | 4,02,000 | | | |
| BR10.105 | Laboratory Equipment And Infrastructure | | | | | BP10.105 | Laboratory Equipment And Infrastructure | | | | |
| BR10.105.001 | [1350] Receipt Of Grant | 30,21,100 | 50,00,000 | 39,01,000 | | BP10.105.501 | [4710] Laboratory Equipment And Infrastructure | 30,21,100 | 50,00,000 | 39,01,000 | |
| | BR10.105 TOTAL | 30,21,100 | 50,00,000 | 39,01,000 | | | BP10.105 TOTAL | 30,21,100 | 50,00,000 | 39,01,000 | |
| BR10.106 | Annual Maintenance Contract | | | | | BP10.106 | Annual Maintenance Contract | | | | |
| BR10.106.106 | [1355] Receipt Of Grant | 7,09,900 | 10,00,000 | 13,03,000 | | BP10.106.001 | [4721] Curchagate Campus | 7,09,900 | 10,00,000 | 13,03,000 | |
| | | | | | | BP10.106.002 | [4722] Juhu Campu | | | | |
| | | | | | | BP10.106.003 | [4723] Pune Campus | | | | |
| | BR10.106 TOTAL | 7,09,900 | 10,00,000 | 13,03,000 | | | BP10.106 TOTAL | 7,09,900 | 10,00,000 | 13,03,000 | |
| BR10.107 | Innovative Research Activities | | | | | BP10.107 | Innovative Research Activities | | | | |
| BR10.107.001 | [1360] Dept. Of Education Tech. Juhu | | | | | BP10.107.001 | [4725] Dept. Of Education Tech. Juhu | | | | |
| | BR10.107 TOTAL | | | | | | BP10.107 TOTAL | | | | |
| BR10.108 | University Industry Linkages | | | | | BP10.108 | University Industry Linkages | | | | |
| BR10.108.108 | [1365] University Industry Linkages | | 20,00,000 | 19,95,100 | | BP10.108.001 | [4731] University Industry Linkages | | 20,00,000 | 19,95,100 | |
| | BR10.108 TOTAL | | 20,00,000 | 19,95,100 | | | BP10.108 TOTAL | | 20,00,000 | 19,95,100 | |
| BR10.109 | Extension Activities | | | | | BP10.109 | Extension Activities | | | | |
| BR10.109.501 | [1370] Extension Activities | | 10,00,000 | | | BP10.109.501 | [4735] Extension Activities | | 10,00,000 | | |
| | BR10.109 TOTAL | | 10,00,000 | | | | BP10.109 TOTAL | | 10,00,000 | | |
| BR10.111 | Development Of Ict | | | | | BP10.111 | Development Of Ict | | | | |
| BR10.111.001 | [1375] Receipt of Grant | 2,89,200 | 5,50,000 | 72,500 | | BP10.111.001 | [4741] Development Of Ict | 2,89,200 | 5,50,000 | 72,500 | |

| RECEIPTS | | | | | | EXPENDITURE | | | | | |
|--------------|---|--|------------------------------|--------------------------------------|------------------------------|--------------|---|--|------------------------------|--------------------------------------|------------------------------|
| ALIAS | PARTICULARS | Unaudited Figures For Year 2016 - 2017 | Budget Estimates 2017 - 2018 | Revised Budget Estimates 2017 - 2018 | Budget Estimates 2018 - 2019 | ALIAS | PARTICULARS | Unaudited Figures For Year 2016 - 2017 | Budget Estimates 2017 - 2018 | Revised Budget Estimates 2017 - 2018 | Budget Estimates 2018 - 2019 |
| | BR10.111 TOTAL | 2,89,200 | 5,50,000 | 72,500 | | | BP10.111 TOTAL | 2,89,200 | 5,50,000 | 72,500 | |
| | | | | | | BP10.112 | Health Care | | | | |
| | | | | | | BP10.112.001 | [4751] Health Care | | 5,00,000 | | |
| | | | | | | | BP10.112 TOTAL | | 5,00,000 | | |
| | | | | | | BP10.113 | Student Amenities | | | | |
| | | | | | | BP10.113.001 | [4761] Curchagate Campus | 36,28,300 | 23,00,000 | 12,95,000 | |
| | | | | | | | BP10.113 TOTAL | 36,28,300 | 23,00,000 | 12,95,000 | |
| | | | | | | BP10.114 | Sport Facilities | | | | |
| | | | | | | BP10.114.001 | [4771] Curchagate Campus | | | | |
| | | | | | | | BP10.114 TOTAL | | | | |
| BR10.119 | Establishment Of Career And Counselling Cell | | | | | BP10.119 | Establishment Of Career And Counselling Cell | | | | |
| BR10.119.001 | [1405] Receipt Of Grant | 7,03,800 | 1,00,000 | | | BP10.119.001 | [4785] Establishment Of Career / Counselling Cell | 7,03,800 | 1,00,000 | | |
| | BR10.119 TOTAL | 7,03,800 | 1,00,000 | | | | BP10.119 TOTAL | 7,03,800 | 1,00,000 | | |
| BR10.121 | Basic Facilities For Women | | | | | BP10.121 | Basic Facilities For Women | | | | |
| BR10.121.001 | [1415] Receipt Of Grant | | 3,00,000 | | | BP10.121.001 | [4795] Repairs Of Toilet Blocks | | 3,00,000 | | |
| | BR10.121 TOTAL | | 3,00,000 | | | | BP10.121 TOTAL | | 3,00,000 | | |
| | BR10 TOTAL | 1,63,15,100 | 3,40,50,000 | 88,09,200 | | | BP10 TOTAL | 1,63,15,100 | 3,40,50,000 | 88,09,200 | |
| BR11 | Grant-In-Aid U G C - Xii Plan - Revenue | | | | | BP11 | Grant-In-Aid U G C - Xii Plan - Revenue | | | | |
| BR11.207 | [1470] Innovative Research Activities | | | | | BP11.223 | [4951] Encore | | | | |
| BR11.209 | [1480] Extension Activities | | | | | BP11.224 | [4955] Human Rights And Duties Education | | | | |
| BR11.210 | [1485] Cultural Activities` | | 5,00,000 | | | | | | | | |
| BR11.217 | [1520] Publication Grant | | 5,00,000 | 33,100 | | | | | | | |
| | | | | | | BP11.207 | Innovative Research Activities | | | | |
| | | | | | | BP11.207.001 | [4851] Depart Of Education Tech. Juhu | | | | |
| | | | | | | | BP11.207 TOTAL | | | | |
| | | | | | | BP11.208 | University Industry Linkages | | | | |
| | | | | | | BP11.208.001 | [4855] University Industry Linkages | | | | |
| | | | | | | | BP11.208 TOTAL | | | | |
| | | | | | | BP11.209 | Extension Activities | | | | |
| | | | | | | BP11.209.501 | [4863] Extension Activities | | | | |
| | | | | | | | BP11.209 TOTAL | | | | |
| | | | | | | BP11.210 | Cultural Activities | | | | |
| | | | | | | BP11.210.001 | [4865] Cultural Activities | | 5,00,000 | | |
| | | | | | | | BP11.210 TOTAL | | 5,00,000 | | |
| BR11.211 | Development Of Ict | | | | | BP11.211 | Development Of Ict | | | | |
| BR11.211.001 | [7715] Development Of Ict | | | | | BP11.211.001 | [4871] Development Of Ict | | | | |
| | BR11.211 TOTAL | | | | | | BP11.211 TOTAL | | | | |

| RECEIPTS | | | | | | EXPENDITURE | | | | | |
|--------------|---|--|------------------------------|--------------------------------------|------------------------------|--------------|---|--|------------------------------|--------------------------------------|------------------------------|
| ALIAS | PARTICULARS | Unaudited Figures For Year 2016 - 2017 | Budget Estimates 2017 - 2018 | Revised Budget Estimates 2017 - 2018 | Budget Estimates 2018 - 2019 | ALIAS | PARTICULARS | Unaudited Figures For Year 2016 - 2017 | Budget Estimates 2017 - 2018 | Revised Budget Estimates 2017 - 2018 | Budget Estimates 2018 - 2019 |
| | | | | | | BP11.212 | Health Care | | | | |
| | | | | | | BP11.212.001 | [4881] Health Care | | | | |
| | | | | | | | BP11.212 TOTAL | | | | |
| BR11.213 | Student Amenities | | | | | BP11.213 | Student Amenities | | | | |
| BR11.213.001 | [1505] Student Amenities | | | | | BP11.213.001 | [4891] Student Amenities | | | | |
| | BR11.213 TOTAL | | | | | | BP11.213 TOTAL | | | | |
| | | | | | | BP11.214 | Sport Facilities | | | | |
| | | | | | | BP11.214.001 | [4901] Sport Facilities | | | | |
| | | | | | | | BP11.214 TOTAL | | | | |
| BR11.215 | Travel Grant | | | | | BP11.215 | Travel Grant | | | | |
| BR11.215.001 | [1510] International Travel Grant | | | | | BP11.215.001 | [4911] International Travel Grant | | 2,00,000 | 5,52,600 | |
| BR11.215.002 | [1511] National Travel Grant | 1,43,700 | 3,00,000 | 5,52,600 | | BP11.215.002 | [4912] National Travel Grant | 1,43,700 | 1,00,000 | | |
| | BR11.215 TOTAL | 1,43,700 | 3,00,000 | 5,52,600 | | | BP11.215 TOTAL | 1,43,700 | 3,00,000 | 5,52,600 | |
| BR11.216 | Conferences / Seminars / Symposia / Workshops | | | | | BP11.216 | Conferences / Seminars / Symposia / Workshops | | | | |
| BR11.216.001 | [1515] International Level Conference/Seminar / Wokshop | 11,07,600 | 13,00,000 | 18,65,300 | | BP11.216.001 | [4915] International Level Conference/Seminar / Wokshop | | 3,00,000 | | |
| | | | | | | BP11.216.002 | [4916] National Level Conference/Seminar / Wokshop | 11,07,600 | 6,00,000 | 15,39,600 | |
| | | | | | | BP11.216.003 | [4917] Statelevel Conference/Seminar / Wokshop | | 4,00,000 | 3,25,700 | |
| | BR11.216 TOTAL | 11,07,600 | 13,00,000 | 18,65,300 | | | BP11.216 TOTAL | 11,07,600 | 13,00,000 | 18,65,300 | |
| | | | | | | BP11.217 | Publication Grant | | | | |
| | | | | | | BP11.217.001 | [7901] Publication Grant | | 5,00,000 | 33,100 | |
| | | | | | | | BP11.217 TOTAL | | 5,00,000 | 33,100 | |
| BR11.218 | Appointment Of Visiting Professor / Visiting Fellows | | | | | BP11.218 | Appointment Of Visiting Professor / Visiting Fellows | | | | |
| BR11.218.001 | [1525] Appointment Of Visiting Professor | | 2,00,000 | | | BP11.218.001 | [4925] Appointment Of Visiting Professor | | 1,00,000 | | |
| BR11.218.002 | [1526] Appointment Of Visiting Fellows | | | | | BP11.218.002 | [4926] Appointment Of Visiting Fellows | | 1,00,000 | | |
| | BR11.218 TOTAL | | 2,00,000 | | | | BP11.218 TOTAL | | 2,00,000 | | |
| BR11.219 | Establishment Of Career And Counselling Cell | | | | | BP11.219 | Establishment Of Career And Counselling Cell | | | | |
| BR11.219.001 | [1530] Establishment Of Career / Counselling Cell | | 5,00,000 | | | BP11.219.001 | [4931] Establishment Of Career / Counselling Cell | | 5,00,000 | | |
| BR11.219.002 | [1531] Education Fair | | | | | BP11.219.002 | [4932] Education Fair | | | | |
| | BR11.219 TOTAL | | 5,00,000 | | | | BP11.219 TOTAL | | 5,00,000 | | |
| BR11.222 | Faculty Development Programme | | | | | BP11.222 | Faculty Development Programme | | | | |
| BR11.222.001 | [1545] Fdp- Mr. Gaurav Gadhgil | 15,000 | | | | BP11.222.001 | [4945] Fdp- Mr. Gaurav Gadhgil | | | | |
| BR11.222.002 | [1546] Fdp- Mr.Kaluram Dhor | | | | | BP11.222.002 | [4946] Fdp- Mr.Kaluram Dhor | | | | |
| BR11.222.003 | [1547] Fdp - Contingency | | | | | BP11.222.003 | [4947] Fdp - Contingency | 15,000 | | 20,000 | 50,000 |
| BR11.222.004 | [1548] Receipt Of Grants | | | 3,60,000 | 50,000 | BP11.222.004 | [4948] FDP- Ms. Akshata Pai | | | 3,40,000 | |

| RECEIPTS | | | | | | EXPENDITURE | | | | | |
|--------------|---|--|------------------------------|--------------------------------------|------------------------------|--------------|---|--|------------------------------|--------------------------------------|------------------------------|
| ALIAS | PARTICULARS | Unaudited Figures For Year 2016 - 2017 | Budget Estimates 2017 - 2018 | Revised Budget Estimates 2017 - 2018 | Budget Estimates 2018 - 2019 | ALIAS | PARTICULARS | Unaudited Figures For Year 2016 - 2017 | Budget Estimates 2017 - 2018 | Revised Budget Estimates 2017 - 2018 | Budget Estimates 2018 - 2019 |
| | BR11.222 TOTAL | 15,000 | | 3,60,000 | 50,000 | | BP11.222 TOTAL | 15,000 | | 3,60,000 | 50,000 |
| BR11.225 | Appointment / Honorarium Of Guest Part Time Teachers | | | | | BP11.225 | Appointment / Honorarium Of Guest Part Time Teachers | | | | |
| BR11.225.001 | [1560] Appointment / Honorarium Of Guest Part Time Teachers | | | | | BP11.225.001 | [4961] Appointment / Honorarium Of Guest Part Time Teachers | | | | |
| | BR11.225 TOTAL | | | | | | BP11.225 TOTAL | | | | |
| | BR11 TOTAL | 12,66,300 | 33,00,000 | 28,11,000 | 50,000 | | BP11 TOTAL | 12,66,300 | 33,00,000 | 28,11,000 | 50,000 |
| BR12 | Grants - In - Aid UGC -XIII Plan -capital | | | | | BP12 | Grant In Aid U G C - XIII Plan - Capital | | | | |
| BR12.101 | UGC-XIII PLAN - Capital | | | | | BP12.101 | UGC - XIII Plan - Capital | | | | |
| BR12.101.001 | [7897] Receipt Of Grant | | 96,50,000 | 96,50,000 | 5,00,00,000 | BP12.101.001 | [7899] XIII PLAN -CAPITAL | | 96,50,000 | 96,50,000 | 5,00,00,000 |
| | BR12.101 TOTAL | | 96,50,000 | 96,50,000 | 5,00,00,000 | | BP12.101 TOTAL | | 96,50,000 | 96,50,000 | 5,00,00,000 |
| | BR12 TOTAL | | 96,50,000 | 96,50,000 | 5,00,00,000 | | BP12 TOTAL | | 96,50,000 | 96,50,000 | 5,00,00,000 |
| BR13 | Grants -in - Aid U G C -XII Plan -Revenue | | | | | BP13 | Grant In Aid U G C - XIII Plan -Revenue | | | | |
| BR13.201 | UGC -XIII PLAN - REVENUE | | | | | BP13.201 | UGC - XIII Plan - Revenue | | | | |
| BR13.201.001 | [7898] Receipt Of Grant | | 1,52,05,000 | 1,52,05,000 | 5,00,00,000 | BP13.201.001 | [7900] XIII PLAN - REVENUE | | 1,52,05,000 | 1,52,05,000 | 5,00,00,000 |
| | BR13.201 TOTAL | | 1,52,05,000 | 1,52,05,000 | 5,00,00,000 | | BP13.201 TOTAL | | 1,52,05,000 | 1,52,05,000 | 5,00,00,000 |
| | BR13 TOTAL | | 1,52,05,000 | 1,52,05,000 | 5,00,00,000 | | BP13 TOTAL | | 1,52,05,000 | 1,52,05,000 | 5,00,00,000 |
| | Sector B TOTAL | 7,42,87,500 | 52,16,70,000 | 20,82,68,100 | 65,90,55,000 | | Sector B TOTAL | 7,42,87,500 | 52,16,70,000 | 20,82,68,100 | 65,90,55,000 |
| Sector C | Earmarked And Special Funds Budget | | | | | Sector C | Earmarked And Special Funds Budget | | | | |
| CR01 | Corpus Fund | | | | | CP01 | Corpus Fund | | | | |
| CR01.201 | [1580] Contribution From Revenue Budget | | 1,00,00,000 | | 1,00,00,000 | CP01.201 | [4981] Investment In Fixed Deposit | | 1,00,00,000 | | 1,00,00,000 |
| | CR01 TOTAL | | 1,00,00,000 | | 1,00,00,000 | | CP01 TOTAL | | 1,00,00,000 | | 1,00,00,000 |
| CR02 | General Reserve Fund | | | | | CP02 | General Reserve Fund | | | | |
| CR02.201 | [1630] Surplus From Revenue Budget | | 50,00,000 | | 50,00,000 | CP02.201 | [5001] Investment In Fixed Deposit | | 50,00,000 | | 50,00,000 |
| | CR02 TOTAL | | 50,00,000 | | 50,00,000 | | CP02 TOTAL | | 50,00,000 | | 50,00,000 |
| CR04 | Trust Fund | | | | | CP04 | Trust Fund | | | | |
| CR04.201 | Contribution Cpf Recovery | | | | | CP04.201 | [5020] Investment In Fixed Deposit | | 60,00,000 | | 60,00,000 |
| CR04.201.001 | [1705] Contribution From Teaching Aided | | 30,00,000 | | 30,00,000 | | | | | | |
| CR04.201.002 | [7716] Contribution From Non-Teaching Aided | | 30,00,000 | | 30,00,000 | | | | | | |
| | CR04.201 TOTAL | | 60,00,000 | | 60,00,000 | | | | | | |
| | | | | | | CP04.203 | Payment Of Cpf Claims | | | | |
| | | | | | | CP04.203.001 | [5030] Payment Of Claims - Teaching Un-Aided | | | | |

| RECEIPTS | | | | | | EXPENDITURE | | | | | |
|--------------|---|---|------------------------------------|---|------------------------------------|-------------|--|---|------------------------------------|---|------------------------------------|
| ALIAS | PARTICULARS | Unaudited Figures For Year 2016 - 2017 | Budget Estimates 2017 - 2018 | Revised Budget Estimates 2017 - 2018 | Budget Estimates 2018 - 2019 | ALIAS | PARTICULARS | Unaudited Figures For Year 2016 - 2017 | Budget Estimates 2017 - 2018 | Revised Budget Estimates 2017 - 2018 | Budget Estimates 2018 - 2019 |
| | CR04 TOTAL | | 60,00,000 | | 60,00,000 | | CP04.203 TOTAL | | | | |
| | | | | | | | CP04 TOTAL | | 60,00,000 | | 60,00,000 |
| CR05 | Salary Fund | | | | | CP05 | Salary Fund | | | | |
| CR05.202 | [1740] Deposits From Institution | | 3,50,00,000 | | 3,50,00,000 | CP05.201 | [5035] Investment In Fixed Deposit | 3,50,00,000 | | | 3,50,00,000 |
| | | | | | | CP05.202 | [5040] Transfer To Revenue Budget | | | | |
| | CR05 TOTAL | | 3,50,00,000 | | 3,50,00,000 | | CP05 TOTAL | | 3,50,00,000 | | 3,50,00,000 |
| CR06 | Prize Fund | | | | | CP06 | Prize Fund | | | | |
| CR06.201 | [1755] Contribution From Revenue Budget | 8,50,000 | 16,00,000 | 10,00,000 | 15,00,000 | CP06.201 | [5045] Investment In Fixed Deposit | 5,87,000 | 7,00,000 | 5,29,000 | 7,00,000 |
| CR06.208 | [1790] Donations From Individual (Convocation) | 5,87,000 | 7,00,000 | 5,29,000 | 7,00,000 | CP06.202 | [5050] Transfer To Revenue Budget | 8,50,000 | 16,00,000 | 10,00,000 | 15,00,000 |
| | CR06 TOTAL | 14,37,000 | 23,00,000 | 15,29,000 | 22,00,000 | | CP06 TOTAL | 14,37,000 | 23,00,000 | 15,29,000 | 22,00,000 |
| CR07 | Memorial Lecture Series Fund | | | | | CP07 | Memorial Lecture Series Fund | | | | |
| | | | | | | CP07.201 | [5060] Investment In Fixed Deposit | | | | 30,00,000 |
| CR07.201 | Name Of Memorial Lecture Series | | | | | CP07.202 | [5065] Transfer To Revenue Budget | | | | 8,00,000 |
| CR07.201.003 | [1812] Donation From Industry | | | | 30,00,000 | | | | | | |
| CR07.201.008 | [1817] Interest On Deposits | | | | 8,00,000 | | | | | | |
| | CR07.201 TOTAL | | | | 38,00,000 | | | | | | |
| | CR07 TOTAL | | | | 38,00,000 | | CP07 TOTAL | | | | 38,00,000 |
| CR08 | Chair | | | | | CP08 | Chair | | | | |
| | | | | | | CP08.201 | [5070] Investment In Fixed Deposit | | | | |
| CR08.201 | Suti Chair | | | | | CP08.202 | [5075] Transfer To Revenue Budget | 1,83,20,472 | 1,14,20,000 | 25,90,845 | 6,00,000 |
| CR08.201.001 | [1825] Endowment/Donation | | 1,14,20,000 | | | | | | | | |
| CR08.201.007 | [1830] Encashment Of Fixed Deposit | 1,83,20,472 | | 25,90,845 | 6,00,000 | | | | | | |
| | CR08.201 TOTAL | 1,83,20,472 | 1,14,20,000 | 25,90,845 | 6,00,000 | | | | | | |
| | CR08 TOTAL | 1,83,20,472 | 1,14,20,000 | 25,90,845 | 6,00,000 | | CP08 TOTAL | 1,83,20,472 | 1,14,20,000 | 25,90,845 | 6,00,000 |
| CR09 | Research & Development Fund | | | | | CP09 | Research & Development Fund | | | | |
| | | | | | | CP09.203 | [5221] Investment In Fixed Deposit | | | | |
| CR09.201 | Research Activity | | | | | CP09.204 | [5225] Transfer To Revenue Budget | | | | |
| CR09.201.001 | [1835] Endowment/Donation | | | | | | | | | | |
| CR09.201.002 | [1836] Interest | | | | | | | | | | |
| | CR09.201 TOTAL | | | | | | | | | | |

| RECEIPTS | | | | | | EXPENDITURE | | | | | |
|--------------|---|--|------------------------------|--------------------------------------|------------------------------|--------------|--------------------------------------|--|------------------------------|--------------------------------------|------------------------------|
| ALIAS | PARTICULARS | Unaudited Figures For Year 2016 - 2017 | Budget Estimates 2017 - 2018 | Revised Budget Estimates 2017 - 2018 | Budget Estimates 2018 - 2019 | ALIAS | PARTICULARS | Unaudited Figures For Year 2016 - 2017 | Budget Estimates 2017 - 2018 | Revised Budget Estimates 2017 - 2018 | Budget Estimates 2018 - 2019 |
| | CR09 TOTAL | | | | | | CP09 TOTAL | | | | |
| CR10 | Depreciation Fund Receipt | | | | | CP10 | Depreciation Fund Expenditure | | | | |
| CR10.201 | [1865] Contribution From Revenue Budget | | 50,00,000 | | 50,00,000 | CP10.201 | [5230] Investment In Fixed Deposit | | 50,00,000 | | 50,00,000 |
| CR10.202 | [1870] Interest On Deposits | | | | | | | | | | |
| | CR10 TOTAL | | 50,00,000 | | 50,00,000 | | CP10 TOTAL | | 50,00,000 | | 50,00,000 |
| CR11 | Other Donations Fund | | | | | CP11 | Other Donations Fund | | | | |
| CR11.201 | Donation For Academic Programmes | | | | | CP11.202 | [5245] Transfer To Revenue Budget | | | | |
| CR11.201.001 | [1880] Donation From Institutions | | 50,00,000 | | 50,00,000 | CP11.201 | Investment In Fixed Deposit | | | | |
| CR11.201.002 | [1881] Interest On Deposits | | | | | CP11.201.001 | [5241] Interest Transfer For Revenue | | 50,00,000 | | 50,00,000 |
| | CR11.201 TOTAL | | 50,00,000 | | 50,00,000 | | CP11.201 TOTAL | | 50,00,000 | | 50,00,000 |
| | CR11 TOTAL | | 50,00,000 | | 50,00,000 | | CP11 TOTAL | | 50,00,000 | | 50,00,000 |
| CR12 | Endowment Fund | | | | | CP12 | Endowment Funds | | | | |
| CR12.004 | [1900] Donations From Industry | | | | | CP12.201 | Investment In Fixed Deposit | | | | |
| CR12.005 | [1905] Donations From Alumni | | | | | CP12.201.001 | [5251] Investment In Fixed Deposit | | 10,00,000 | | 10,00,000 |
| CR12.008 | [1920] Donations From Individual | | 10,00,000 | | 10,00,000 | | CP12.201 TOTAL | | 10,00,000 | | 10,00,000 |
| CR12.009 | [1925] Interest On Deposits | 10,000 | | 2,50,000 | 3,50,000 | CP12.202 | Transfer To Revenue Budget | | | | |
| | | | | | | CP12.202.001 | [5255] Transfer To Revenue Budget | 10,000 | | 2,50,000 | 3,50,000 |
| | CR12 TOTAL | 10,000 | 10,00,000 | 2,50,000 | 13,50,000 | | CP12.202 TOTAL | 10,000 | | 2,50,000 | 3,50,000 |
| | | | | | | | CP12 TOTAL | 10,000 | 10,00,000 | 2,50,000 | 13,50,000 |
| CR13 | Staff Welfare Fund | | | | | CP13 | Staff Welfare Fund | | | | |
| CR13.001 | Contribution From Revenue Budget | | | | | CP13.201 | [5260] Investment In Fixed Deposit | | 50,00,000 | | 50,00,000 |
| CR13.001.001 | [1940] From Staff Members | | 25,00,000 | | 25,00,000 | CP13.202 | [5265] Transfer To Revenue Budget | | | | |
| CR13.001.002 | [1941] From Mgmt Share | | 25,00,000 | | 25,00,000 | | | | | | |
| | CR13.001 TOTAL | | 50,00,000 | | 50,00,000 | | CP13 TOTAL | | 50,00,000 | | 50,00,000 |
| | CR13 TOTAL | | 50,00,000 | | 50,00,000 | | | | | | |
| CR14 | Development & Programme Fund | | | | | | | | | | |
| CR14.004 | [2010] Donations From Industry | | | | | | | | | | |
| CR14.009 | [2035] Interest On Deposits | | | | | | | | | | |

| RECEIPTS | | | | | | EXPENDITURE | | | | | |
|-----------------------|---|--|------------------------------|--------------------------------------|------------------------------|-----------------------|--|--|------------------------------|--------------------------------------|------------------------------|
| ALIAS | PARTICULARS | Unaudited Figures For Year 2016 - 2017 | Budget Estimates 2017 - 2018 | Revised Budget Estimates 2017 - 2018 | Budget Estimates 2018 - 2019 | ALIAS | PARTICULARS | Unaudited Figures For Year 2016 - 2017 | Budget Estimates 2017 - 2018 | Revised Budget Estimates 2017 - 2018 | Budget Estimates 2018 - 2019 |
| CR14 TOTAL | | | | | | | | | | | |
| CR15 | Building Fund | | | | | CP15 | Building Fund | | | | |
| CR15.001 | [2050] Contribution From Revenue Budget | | | | | CP15.201 | [5280] Investment In Fixed Deposit | | | | |
| CR15.002 | [2055] Contribution From Government | | | | | CP15.202 | [5285] Transfer To Revenue Budget | 2,56,67,000 | 6,13,00,000 | | 6,00,00,000 |
| CR15.003 | [2060] Donations From Ngos & Trusts | | | | | | | | | | |
| CR15.004 | [2065] Donations From Industry | | | | | | | | | | |
| CR15.005 | [2070] Donations From Allumini | | | | | | | | | | |
| CR15.006 | [2075] Donations From Students | | | | | | | | | | |
| CR15.007 | [2080] Donations From Staff | | | | | | | | | | |
| CR15.008 | [2085] Donations From Individual | | 5,50,00,000 | | 6,00,00,000 | | | | | | |
| CR15.009 | [2090] Interest On Deposits | | | | | | | | | | |
| CR15.010 | [2095] Other Contributions | | | | | | | | | | |
| CR15.011 | [2100] Encashment Of Fixed Deposit | 2,56,67,000 | 63,00,000 | | | | | | | | |
| CR15 TOTAL | | 2,56,67,000 | 6,13,00,000 | | 6,00,00,000 | CP15 TOTAL | | 2,56,67,000 | 6,13,00,000 | | 6,00,00,000 |
| CR16 | Bhaubeej Nidhi Fund | | | | | CP16 | Bhaubeej Nidhi Fund | | | | |
| CR16.001 | [7885] Donations From Individual(Bhaubeej Nidhi Fund) | | 10,00,000 | 20,00,000 | 17,00,000 | CP16.001 | [7886] Investment In Fixed Deposit | | 10,00,000 | 20,00,000 | 15,00,000 |
| | | | | | | CP16.002 | [7887] Transfer To Revenue Budget | | | | 2,00,000 |
| CR16 TOTAL | | | 10,00,000 | 20,00,000 | 17,00,000 | CP16 TOTAL | | | 10,00,000 | 20,00,000 | 17,00,000 |
| Sector C TOTAL | | 4,54,34,472 | 14,80,20,000 | 63,69,845 | 14,06,50,000 | Sector C TOTAL | | 4,54,34,472 | 14,80,20,000 | 63,69,845 | 14,06,50,000 |
| Sector D | Deposits And Advances Budget | | | | | Sector D | Deposits And Advances Budget | | | | |
| DR01 | Students Related Deposits | | | | | DP01 | Students Related Deposits | | | | |
| DR01.301 | Library Deposit | | | | | DP01.301 | Library Deposit | | | | |
| DR01.301.001 | [2105] Receipts Of Deposit | 1,49,98,500 | 1,50,00,000 | 1,59,87,000 | 2,00,00,000 | DP01.301.001 | [5291] Refund Of Deposit | 1,49,98,500 | 1,50,00,000 | 1,59,87,000 | 2,00,00,000 |
| DR01.301 TOTAL | | 1,49,98,500 | 1,50,00,000 | 1,59,87,000 | 2,00,00,000 | DP01.301 TOTAL | | 1,49,98,500 | 1,50,00,000 | 1,59,87,000 | 2,00,00,000 |
| DR01 TOTAL | | 1,49,98,500 | 1,50,00,000 | 1,59,87,000 | 2,00,00,000 | DP01 TOTAL | | 1,49,98,500 | 1,50,00,000 | 1,59,87,000 | 2,00,00,000 |
| DR02 | Deposits From Academic Institutions | | | | | DP02 | Deposits From Academic Institutions | | | | |
| DR02.302 | Deposits From Conducted Colleges | | | | | DP02.302 | Deposits From Conducted Colleges | | | | |
| DR02.302.001 | [2145] Receipts Of Deposit | | 10,00,000 | | | DP02.302.001 | [5230] Refund Of Deposit | | 10,00,000 | | |
| DR02.302 TOTAL | | | 10,00,000 | | | DP02.302 TOTAL | | | 10,00,000 | | |
| DR02 TOTAL | | | 10,00,000 | | | DP02 TOTAL | | | 10,00,000 | | |
| DR03 | Deposit From Contrators | | | | | DP03 | Deposit From Contrators | | | | |
| DR03.301 | Earnest Money Deposit | | | | | DP03.301 | Earnest Money Deposit | | | | |
| DR03.301.001 | [2150] Receipts Of Deposit (E.M.D) | 2,00,000 | 20,00,000 | 9,00,000 | 10,00,000 | DP03.301.001 | [5235] Refund Of Deposit | 2,00,000 | 20,00,000 | 9,00,000 | 10,00,000 |

| RECEIPTS | | | | | | | EXPENDITURE | | | | | | |
|--------------|-----------------------------------|--|------------------------------|--------------------------------------|------------------------------|--------------|-----------------------------------|--|------------------------------|--------------------------------------|------------------------------|--|--|
| ALIAS | PARTICULARS | Unaudited Figures For Year 2016 - 2017 | Budget Estimates 2017 - 2018 | Revised Budget Estimates 2017 - 2018 | Budget Estimates 2018 - 2019 | ALIAS | PARTICULARS | Unaudited Figures For Year 2016 - 2017 | Budget Estimates 2017 - 2018 | Revised Budget Estimates 2017 - 2018 | Budget Estimates 2018 - 2019 | | |
| | DR03.301 TOTAL | 2,00,000 | 20,00,000 | 9,00,000 | 10,00,000 | | DP03.301 TOTAL | 2,00,000 | 20,00,000 | 9,00,000 | 10,00,000 | | |
| DR03.302 | Security Deposit | | | | | DP03.302 | Security Deposit | | | | | | |
| DR03.302.001 | [7764] Receipts Of Deposit | 52,000 | 5,00,000 | 5,00,000 | 5,00,000 | DP03.302.001 | [5240] Refund Of Deposit | 52,000 | 5,00,000 | 5,00,000 | 5,00,000 | | |
| | DR03.302 TOTAL | 52,000 | 5,00,000 | 5,00,000 | 5,00,000 | | DP03.302 TOTAL | 52,000 | 5,00,000 | 5,00,000 | 5,00,000 | | |
| DR03.303 | Retention Deposit | | | | | DP03.303 | Retention Deposit | | | | | | |
| DR03.303.001 | [7765] Receipts Of Deposit | | 5,00,000 | 5,00,000 | 5,00,000 | DP03.303.001 | [5342] Refund Of Deposit | | 5,00,000 | 5,00,000 | 5,00,000 | | |
| | DR03.303 TOTAL | | 5,00,000 | 5,00,000 | 5,00,000 | | DP03.303 TOTAL | | 5,00,000 | 5,00,000 | 5,00,000 | | |
| DR03.305 | Other Security Deposit | | | | | DP03.304 | Defect Liability Deposit | | | | | | |
| DR03.305.001 | [7767] Receipts Of Deposit | | | | | DP03.304.001 | [5345] Refund Of Deposit | | | | | | |
| | DR03.305 TOTAL | | | | | | DP03.304 TOTAL | | | | | | |
| | | | | | | DP03.305 | Other Security Deposit | | | | | | |
| | | | | | | DP03.305.001 | [5350] Refund Of Deposit | | | | | | |
| | | | | | | | DP03.305 TOTAL | | | | | | |
| | | | | | | DP03.306 | Others | | | | | | |
| | | | | | | DP03.306.001 | [5355] Refund Of Deposit | | | | | | |
| | | | | | | | DP03.306 TOTAL | | | | | | |
| | DR03 TOTAL | 2,52,000 | 30,00,000 | 19,00,000 | 20,00,000 | | DP03 TOTAL | 2,52,000 | 30,00,000 | 19,00,000 | 20,00,000 | | |
| DR05 | Advances To Employees | | | | | DP05 | Advances To Employees | | | | | | |
| DR05.301 | Salary | | | | | DP05.301 | Salary | | | | | | |
| DR05.301.001 | [2211] Recovery Of Advances Paid | | 10,00,000 | | | DP05.301.001 | [5391] Advances Paid | | 10,00,000 | | | | |
| | DR05.301 TOTAL | | 10,00,000 | | | | DP05.301 TOTAL | | 10,00,000 | | | | |
| DR05.302 | Festival | | | | | DP05.302 | Festival | | | | | | |
| DR05.302.001 | [2215] Recovery Of Advances Paid | 10,60,000 | 11,70,000 | 11,00,000 | 11,50,000 | DP05.302.001 | [5395] Advances Paid | 10,60,000 | 11,70,000 | 11,00,000 | 11,50,000 | | |
| | DR05.302 TOTAL | 10,60,000 | 11,70,000 | 11,00,000 | 11,50,000 | | DP05.302 TOTAL | 10,60,000 | 11,70,000 | 11,00,000 | 11,50,000 | | |
| DR05.303 | Ltc | | | | | DP05.303 | Ltc | | | | | | |
| DR05.303.001 | [7907] Recovery Of Advance Paid | | | | | DP05.303.001 | [5401] Advances Paid | | | | | | |
| | DR05.303 TOTAL | | | | | | DP05.303 TOTAL | | | | | | |
| DR05.304 | Medical Advance | | | | | DP05.304 | Medical Advance | | | | | | |
| DR05.304.001 | [2225] Recovery Of Advances Paid | | | | | DP05.304.001 | [5405] Advances Paid | | | | | | |
| | DR05.304 TOTAL | | | | | | DP05.304 TOTAL | | | | | | |
| DR05.305 | Pensionery Benifits | | | | | DP05.305 | Pensionery Benifits | | | | | | |
| DR05.305.001 | [2230] Recovery Of Advances Paid | | | | | DP05.305.001 | [5410] Advances Paid | | | | | | |
| | DR05.305 TOTAL | | | | | | DP05.305 TOTAL | | | | | | |
| | DR05 TOTAL | 10,60,000 | 21,70,000 | 11,00,000 | 11,50,000 | | DP05 TOTAL | 10,60,000 | 21,70,000 | 11,00,000 | 11,50,000 | | |
| DR08 | Other Advances & Loans | | | | | DP08 | Other Advances & Loans | | | | | | |
| DR08.301 | Advances To Institutions | | | | | DP08.301 | Advances To Institutions | | | | | | |
| DR08.301.001 | [2265] Recovery Of Advances Paid | | 5,00,00,000 | 20,00,00,000 | 10,00,00,000 | DP08.301.001 | [6800] Advance Paid | | 5,00,00,000 | 20,00,00,000 | 10,00,00,000 | | |

| RECEIPTS | | | | | | EXPENDITURE | | | | | |
|--------------|----------------------------------|---|------------------------------------|---|------------------------------------|--------------|--------------------------|---|------------------------------------|---|------------------------------------|
| ALIAS | PARTICULARS | Unaudited Figures For Year 2016 - 2017 | Budget Estimates 2017 - 2018 | Revised Budget Estimates 2017 - 2018 | Budget Estimates 2018 - 2019 | ALIAS | PARTICULARS | Unaudited Figures For Year 2016 - 2017 | Budget Estimates 2017 - 2018 | Revised Budget Estimates 2017 - 2018 | Budget Estimates 2018 - 2019 |
| | DR08.301 TOTAL | | 5,00,00,000 | 20,00,00,000 | 10,00,00,000 | | DP08.301 TOTAL | | 5,00,00,000 | 20,00,00,000 | 10,00,00,000 |
| DR08.306 | Home Loan | | | | | DP08.306 | Home Loan | | | | |
| DR08.306.001 | [2245] Recovery Of Advances Paid | | | | | DP08.306.001 | [7772] Advance Paid | | | | |
| | DR08.306 TOTAL | | | | | | DP08.306 TOTAL | | | | |
| DR08.307 | Refund Of Advances Paid | | | | | DP08.307 | Advances Paid | | | | |
| DR08.307.001 | [2255] Receipts Of Advance | | | | | DP08.307.001 | [5435] Advances Paid | | | | |
| | DR08.307 TOTAL | | | | | | DP08.307 TOTAL | | | | |
| | DR08 TOTAL | | 5,00,00,000 | 20,00,00,000 | 10,00,00,000 | | DP08 TOTAL | | 5,00,00,000 | 20,00,00,000 | 10,00,00,000 |
| | Sector D TOTAL | 1,63,10,500 | 7,11,70,000 | 21,89,87,000 | 12,31,50,000 | | Sector D TOTAL | 1,63,10,500 | 7,11,70,000 | 21,89,87,000 | 12,31,50,000 |
| | G5001 Aided Total | 40,51,51,468 | 1,24,01,88,000 | 75,54,81,913 | 1,34,47,62,100 | | G5001 Aided Total | 39,16,00,244 | 1,15,85,58,200 | 69,97,81,586 | 1,32,52,58,700 |



0002 - S.N.D.T. College of Arts and Commerce, Churchgate, Mumbai (Aided)

(Old Aided Code : 0230)

| RECEIPTS | | | | | EXPENDITURE | | | | | | |
|----------|---|---|------------------------------------|---|------------------------------------|--------------|---|---|------------------------------------|---|------------------------------------|
| ALIAS | PARTICULARS | Unaudited Figures For Year 2016 - 2017 | Budget Estimates 2017 - 2018 | Revised Budget Estimates 2017 - 2018 | Budget Estimates 2018 - 2019 | ALIAS | PARTICULARS | Unaudited Figures For Year 2016 - 2017 | Budget Estimates 2017 - 2018 | Revised Budget Estimates 2017 - 2018 | Budget Estimates 2018 - 2019 |
| Sector A | Capital And Revenue Receipt / Expenditure Budget | | | | | Sector A | Capital And Revenue Receipt / Expenditure Budget | | | | |
| | | | | | | AP01 | Land & Building | | | | |
| | | | | | | AP01.102 | Major Repairs & Renovation | | | | |
| | | | | | | AP01.102.005 | [3015] Major Repairs & Renovation | 4,80,585 | 5,50,000 | 5,50,000 | 5,50,000 |
| | | | | | | | AP01.102 TOTAL | 4,80,585 | 5,50,000 | 5,50,000 | 5,50,000 |
| | | | | | | | AP01 TOTAL | 4,80,585 | 5,50,000 | 5,50,000 | 5,50,000 |
| | | | | | | AP03 | Furniture & Fixtures | | | | |
| | | | | | | AP03.101 | Purchase Of Furniture & Fixtures | | | | |
| | | | | | | AP03.101.001 | [3065] Purchase Of Furniture | 1,22,325 | 5,00,000 | 2,32,600 | 3,00,000 |
| | | | | | | AP03.101.002 | [3056] Purchase Of Chairs & Boards | | | | |
| | | | | | | AP03.101.008 | [3062] Purchase Of Donkeys For Lab - Bva Drawing | | 30,000 | | 30,000 |
| | | | | | | AP03.101.010 | [3064] Purchase Of Computer Tables & Storewells | | | | |
| | | | | | | | AP03.101 TOTAL | 1,22,325 | 5,30,000 | 2,32,600 | 3,30,000 |
| | | | | | | | AP03 TOTAL | 1,22,325 | 5,30,000 | 2,32,600 | 3,30,000 |
| | | | | | | AP04 | Equipments | | | | |
| | | | | | | AP04.101 | Purchase Of Equipments | | | | |
| | | | | | | AP04.101.003 | [3087] Purchase Of Equipment | 99,107 | 1,25,000 | 1,87,000 | 1,50,000 |
| | | | | | | AP04.101.009 | [3093] Purchase Of Lcd | | | | |
| | | | | | | AP04.101.014 | [3098] Purchase Of Harmonium & Tabla - Music | 19,900 | 20,000 | 20,000 | 20,000 |
| | | | | | | | AP04.101 TOTAL | 1,19,007 | 1,45,000 | 2,07,000 | 1,70,000 |
| | | | | | | | AP04 TOTAL | 1,19,007 | 1,45,000 | 2,07,000 | 1,70,000 |
| | | | | | | AP07 | Books & Journals | | | | |
| | | | | | | AP07.101 | Purchase Of Books & Journals | | | | |
| | | | | | | AP07.101.002 | [3156] Purchase Of Books For Bscit | | | | |
| | | | | | | AP07.101.003 | [3157] Purchase Of Books For Bms | | | | |
| | | | | | | | AP07.101 TOTAL | | | | |
| | | | | | | | AP07 TOTAL | | | | |
| | | | | | | AP08 | Software & Development | | | | |
| | | | | | | AP08.101 | Purchase Of Software | | | | |
| | | | | | | AP08.101.002 | [3171] Purchase Of Software - Bsc It | | | | |

| RECEIPTS | | | | | | EXPENDITURE | | | | | |
|--------------|--|--|------------------------------|--------------------------------------|------------------------------|--------------|---|--|------------------------------|--------------------------------------|------------------------------|
| ALIAS | PARTICULARS | Unaudited Figures For Year 2016 - 2017 | Budget Estimates 2017 - 2018 | Revised Budget Estimates 2017 - 2018 | Budget Estimates 2018 - 2019 | ALIAS | PARTICULARS | Unaudited Figures For Year 2016 - 2017 | Budget Estimates 2017 - 2018 | Revised Budget Estimates 2017 - 2018 | Budget Estimates 2018 - 2019 |
| | | | | | | AP08.101.003 | [3172] Purchase Of Software - Bms | | | | |
| | | | | | | AP08.101.005 | [3174] Purchase Of Software | 74,630 | 1,20,000 | 30,000 | 1,20,000 |
| | | | | | | | AP08.101 TOTAL | 74,630 | 1,20,000 | 30,000 | 1,20,000 |
| | | | | | | | AP08 TOTAL | 74,630 | 1,20,000 | 30,000 | 1,20,000 |
| | | | | | | AP09 | Hardware & Peripherals | | | | |
| | | | | | | AP09.101 | Development Exp. | | | | |
| | | | | | | AP09.101.001 | [3200] Purchase Of Computer | | | | |
| | | | | | | AP09.101.002 | [3201] Purchase Of Hardware | 73,354 | 1,00,000 | 50,000 | 1,00,000 |
| | | | | | | | AP09.101 TOTAL | 73,354 | 1,00,000 | 50,000 | 1,00,000 |
| | | | | | | | AP09 TOTAL | 73,354 | 1,00,000 | 50,000 | 1,00,000 |
| AR10 | Other Development Receipts | | | | | | | | | | |
| AR10.101 | Development Fees | | | | | | | | | | |
| AR10.101.001 | [0111] Development Fees From Student - Institute Share | 1,43,625 | 1,75,000 | 1,70,875 | 1,75,000 | | | | | | |
| | [0112] Development Fees From Student-University Share | 1,43,625 | 1,75,000 | 1,70,875 | 1,75,000 | | | | | | |
| | [0113] Development Fee | 2,87,250 | | 3,41,750 | 3,50,000 | | | | | | |
| | AR10.101 TOTAL | 1,43,625 | 1,75,000 | 1,70,875 | 1,75,000 | | | | | | |
| | AR10 TOTAL | 1,43,625 | 1,75,000 | 1,70,875 | 1,75,000 | | | | | | |
| AR21 | Fees From Students & Colleges | | | | | AP21 | Academic & Activity Expenses | | | | |
| AR21.201 | Academic Receipts - University | | | | | AP21.201 | Academic Expenses | | | | |
| AR21.201.025 | [0208] Alumni Fees Net | | | | | AP21.201.004 | [3328] Student Welfare Expenses/ Student Council Expenses | | | | |
| | [6370] Alumni Fee - Gross | 39,100 | 39,000 | 34,600 | 39,500 | AP21.201.011 | [3335] Prospectus Expenses | 13,583 | 20,000 | | 20,000 |
| | [6371] Less : 100 % Transfer To University | 39,100 | 39,000 | 34,600 | 39,500 | AP21.201.012 | [3336] Forms Expenses | | | | |
| AR21.201.027 | [0210] Centenary Fees Net | | | | | AP21.201.015 | [3339] Research Journal Expenses | | 30,000 | | 30,000 |
| | [6372] Centenary Fees - Gross | 14,100 | | | | | | | | | |
| | [6373] Less :100 % Transfer To Univaersity | 14,100 | | | | | | | | | |
| AR21.201.029 | [0212] Calandar Fee Net | | | | | | | | | | |
| | [6376] Calender Fees -Gross | 44,000 | 42,000 | | | | | | | | |
| | [6377] Less 100% Transfer To University | 44,000 | 42,000 | | | | | | | | |
| | AR21.201 TOTAL | | | | | | AP21.201 TOTAL | 13,583 | 50,000 | | 50,000 |
| AR21.202 | Academic Receipts -Institution | | | | | AP21.202 | Activity Expenses | | | | |
| AR21.202.001 | [0220] Admission Fee | 3,15,600 | 3,22,000 | 3,14,410 | 3,22,000 | AP21.202.001 | [3355] Gymkhana Expenses | 9,400 | 30,000 | 30,000 | 30,000 |
| AR21.202.002 | [0221] Tution Fee | 9,95,132 | 12,46,000 | 11,48,200 | 12,46,000 | AP21.202.002 | [3356] Training Programme For Staff | | | | |
| AR21.202.003 | [0222] Computer Training Fee | 3,43,800 | 4,20,000 | 4,10,100 | 4,20,000 | AP21.202.003 | [3357] Computer Training Expenses | | | | |
| AR21.202.004 | [0223] Identity Card Fee | 48,610 | 49,000 | 48,195 | 50,750 | AP21.202.005 | [3359] Disaster Management Expenses | | | | |

| RECEIPTS | | | | | | EXPENDITURE | | | | | |
|--------------|--|--|------------------------------|--------------------------------------|------------------------------|--------------|-------------------------------------|--|------------------------------|--------------------------------------|------------------------------|
| ALIAS | PARTICULARS | Unaudited Figures For Year 2016 - 2017 | Budget Estimates 2017 - 2018 | Revised Budget Estimates 2017 - 2018 | Budget Estimates 2018 - 2019 | ALIAS | PARTICULARS | Unaudited Figures For Year 2016 - 2017 | Budget Estimates 2017 - 2018 | Revised Budget Estimates 2017 - 2018 | Budget Estimates 2018 - 2019 |
| AR21.202.005 | [0224] Diary Fee - Gross | 68,800 | 70,000 | | | AP21.202.006 | [3360] Computer Lab Expenses | 1,80,000 | 2,00,000 | 2,00,000 | 2,00,000 |
| | [0225] Diary Fee - Less : 100% Transfer To University | 68,800 | 70,000 | | | AP21.202.007 | [3361] Arts & Painting Expenses | | | | |
| | [0226] Diary Fee - Net | | | | | AP21.202.008 | [3362] Music Lab Expenses | | 10,000 | 10,000 | 10,000 |
| AR21.202.006 | [0227] E-Suvidha Fee - Gross | 68,700 | 70,000 | 68,350 | 70,000 | AP21.202.009 | [3363] Psychology Lab Expenses | | 7,000 | 7,000 | 7,000 |
| | [0228] E-Suvidha - Less : 100% Transfer To University | 68,700 | 70,000 | 68,350 | 70,000 | AP21.202.010 | [3364] Geography Lab Expenses | | 7,000 | 7,000 | 7,000 |
| | [0229] E-Suvidha - Net | | | | | AP21.202.011 | [3365] Educational Tour Expenses | 45,000 | 45,000 | 45,000 | 45,000 |
| AR21.202.007 | [0230] Students Welfare Fee - Gross | 1,03,300 | 1,05,000 | 1,02,525 | 1,05,000 | AP21.202.015 | [3369] E-Suvidha Expenses | | | | |
| | [0231] Students Welfare Fee -Less : Transfer To University | 1,03,300 | 1,05,000 | 1,02,525 | 1,05,000 | AP21.202.016 | [3370] Enrichment Activity Expenses | 40,000 | 42,000 | 42,000 | 42,000 |
| | [0232] Students Welfare Fee - Net | | | | | AP21.202.038 | [3391] Guest Lecture | 1,755 | 5,000 | 4,000 | 4,000 |
| AR21.202.008 | [0233] Medical Fee - Gross | 47,985 | 49,000 | 47,845 | 49,000 | AP21.202.039 | [3392] Naac Expenses | 1,13,523 | 3,00,000 | 6,94,000 | |
| | [0234] Medical Fee-Less : Transfer To University | 47,985 | 49,000 | 47,845 | 49,000 | AP21.202.042 | [3395] Drawing Expenses | 3,27,312 | 3,75,000 | 3,75,000 | 3,75,000 |
| | [0235] Medical Fee - Net | | | | | AP21.202.043 | [3396] Parents Meeting Expenses | | 5,000 | 5,000 | 5,000 |
| AR21.202.009 | [0236] Sports Fee - Gross | 1,37,700 | 1,40,000 | 1,36,700 | 1,40,000 | | | | | | |
| | [0237] Sports Fee -Less : Transfer To University | 1,37,700 | 1,40,000 | 1,36,700 | 1,40,000 | | | | | | |
| | [0238] Sports Fee - Net | | | | | | | | | | |
| AR21.202.010 | [0239] Disaster Management Fee - Gross | 13,710 | 14,000 | 13,670 | 14,000 | | | | | | |
| | [0240] Disaster Management Fee -Less : 100% Transfer To University | 13,710 | 14,000 | 13,670 | 14,000 | | | | | | |
| | [0241] Disaster Management Fee - Net | | | | | | | | | | |
| AR21.202.011 | [0242] Ashwamedh/ Avishkar/ Indradhanushya Fee - Gross | 41,370 | 42,000 | 41,010 | 42,000 | | | | | | |
| | [0243] Ashwamedh/ Avishkar/ Indradhanushya Fee -Less : 100% Transfer To University | 41,370 | 42,000 | 41,010 | 42,000 | | | | | | |
| | [0244] Ashwamedh/ Avishkar/ Indradhanushya Fee - Net | | | | | | | | | | |
| AR21.202.012 | [0245] Eligibility Fee -Gross | 12,000 | 12,000 | 15,500 | 16,250 | | | | | | |
| | [0246] Eligibility Fee -Less : 100% Transfer To University | 12,000 | 12,000 | 15,500 | 16,250 | | | | | | |
| | [0247] Eligibility Fee -Net | | | | | | | | | | |
| AR21.202.013 | [0248] Enrolment Fee - Gross | 1,44,000 | 1,44,000 | 1,40,750 | 1,43,750 | | | | | | |
| | [0249] Enrolment Fee - Less : 100% Transfer To University | 1,44,000 | 1,44,000 | 1,40,750 | 1,43,750 | | | | | | |
| | [0250] Enrolment Fee - Net | | | | | | | | | | |
| AR21.202.014 | [0251] Examinations - Gross | 20,97,375 | 22,05,000 | 17,86,050 | 18,37,500 | | | | | | |
| | [0252] Examinations -Less :Transfer To University | 9,92,250 | 15,80,000 | 11,33,475 | 11,34,000 | | | | | | |
| | [0253] Examinations Fee- Net | 11,05,125 | 6,25,000 | 6,52,575 | 7,03,500 | | | | | | |

| RECEIPTS | | | | | | EXPENDITURE | | | | | |
|--------------|--|--|------------------------------|--------------------------------------|------------------------------|--------------|--|--|------------------------------|--------------------------------------|------------------------------|
| ALIAS | PARTICULARS | Unaudited Figures For Year 2016 - 2017 | Budget Estimates 2017 - 2018 | Revised Budget Estimates 2017 - 2018 | Budget Estimates 2018 - 2019 | ALIAS | PARTICULARS | Unaudited Figures For Year 2016 - 2017 | Budget Estimates 2017 - 2018 | Revised Budget Estimates 2017 - 2018 | Budget Estimates 2018 - 2019 |
| | [0254] Practical Examination Fees - Gross | 2,39,233 | 2,78,000 | 2,13,450 | 2,56,500 | | | | | | |
| | [6300] Practical Examinations Fee-Less : Transfer To University | 1,59,400 | 1,57,000 | 1,04,150 | 1,49,500 | | | | | | |
| AR21.202.015 | [6301] Practical Examinations Fee - Net | 79,833 | 1,21,000 | 1,09,300 | 1,07,000 | | | | | | |
| | [6304] Convocation Fee - Gross | 57,000 | 1,48,000 | 1,29,750 | 1,48,125 | | | | | | |
| | [6305] Convocation Fee -Less : 100% Transfer To University | 57,000 | 1,48,000 | 1,29,750 | 1,48,125 | | | | | | |
| AR21.202.017 | [6306] Convocation Fee - Net | | | | | | | | | | |
| | [6307] Library Fee - Gross | 10,71,800 | 14,00,000 | 13,67,000 | 14,00,000 | | | | | | |
| | [6308] Library Fee -Less : 100% Transfer To University Library | 10,71,800 | 14,00,000 | 13,67,000 | 14,00,000 | | | | | | |
| AR21.202.018 | [6309] Library Fee - Net | | | | | | | | | | |
| | [6318] Passing Certificate Fee - Gross | 58,350 | 59,000 | 51,900 | 59,250 | | | | | | |
| | [6319] Passing Certificate Fee -Less : 100% Transfer To University | 58,350 | 59,000 | 51,900 | 59,250 | | | | | | |
| AR21.202.023 | [6320] Passing Certificate Fee | | | | | | | | | | |
| | AR21.202 TOTAL | 28,88,100 | 27,83,000 | 26,82,780 | 28,49,250 | | AP21.202 TOTAL | 7,16,990 | 10,26,000 | 14,19,000 | 7,25,000 |
| AR21.203 | Activity Fees | | | | | AR21.203 | Examination Expenses | | | | |
| AR21.203.001 | [0260] Gymkhana Fee | 5,75,500 | 7,00,000 | 6,83,500 | 7,00,000 | AP21.203.001 | [3470] Printing | | | | |
| AR21.203.009 | [0268] Dissertation Fee | 6,750 | 8,000 | 3,250 | 7,500 | AP21.203.002 | [3471] Stationery | 1,46,340 | 1,75,000 | 1,75,000 | 1,75,000 |
| AR21.203.010 | [0269] University Publication | | | | | AP21.203.003 | [3472] Printing Of Answer Books | 82,368 | 1,50,000 | 1,50,000 | 1,50,000 |
| AR21.203.015 | [0274] Gyanwani Receipts | | | | | AP21.203.004 | [3473] Printing Of Question Papers | 3,333 | 30,000 | 30,000 | 30,000 |
| AR21.203.016 | [0275] Course Fees | | | | | AP21.203.006 | [3475] Examination Remuneration | 1,19,236 | 1,30,000 | 1,00,000 | 1,00,000 |
| AR21.203.017 | [0276] Term Fee | | | | | AP21.203.007 | [3476] Marksheet Expenses | | | | |
| AR21.203.018 | [0277] Swaymsiddha Fee | | | | | AP21.203.013 | [3482] Paper Setting | 60,295 | 83,000 | 50,000 | 50,000 |
| AR21.203.021 | [0280] Music Lab Fees | 16,500 | 20,000 | 16,800 | 13,500 | AP21.203.015 | [3484] Practical Examination | | | | |
| AR21.203.022 | [0281] Care Taker Fee | | | | | | | | | | |
| AR21.203.023 | [0282] Department Activity Fee | | | | | | | | | | |
| AR21.203.028 | [0287] Periodic Test Fees | | | | | | | | | | |
| AR21.203.068 | [0327] Annual Miscell Aneous | 2,06,500 | | 2,08,695 | 2,10,000 | | | | | | |
| AR21.203.079 | [0338] Drawing Fees | 4,05,193 | 5,89,000 | 4,58,800 | 5,89,000 | | | | | | |
| AR21.203.094 | [0353] Psychology Lab Fees | 13,500 | 15,000 | 10,500 | 12,000 | | | | | | |
| AR21.203.095 | [0354] Geography Lab Fees | 1,500 | 3,000 | 600 | 3,000 | | | | | | |
| AR21.203.096 | [0355] Insurance Fees | 31,900 | 31,000 | 30,074 | 30,800 | | | | | | |
| AR21.203.103 | [0362] Naac Fees | | | 1,77,000 | | | | | | | |
| | AR21.203 TOTAL | 12,57,343 | 13,66,000 | 15,89,219 | 15,65,800 | | AP21.203 TOTAL | 4,11,572 | 5,68,000 | 5,05,000 | 5,05,000 |
| | | | | | | AP21.205 | Scholarships, Fellowships & Incidental Expenses | | | | |
| | | | | | | AP21.205.001 | [3505] Scholarship & Fellowships | | | | |
| | | | | | | AP21.205.002 | [3506] College Freeship Expenses | | 25,000 | 25,000 | 25,000 |

| RECEIPTS | | | | | | EXPENDITURE | | | | | |
|--------------|---|--|------------------------------|--------------------------------------|------------------------------|--------------|---|--|------------------------------|--------------------------------------|------------------------------|
| ALIAS | PARTICULARS | Unaudited Figures For Year 2016 - 2017 | Budget Estimates 2017 - 2018 | Revised Budget Estimates 2017 - 2018 | Budget Estimates 2018 - 2019 | ALIAS | PARTICULARS | Unaudited Figures For Year 2016 - 2017 | Budget Estimates 2017 - 2018 | Revised Budget Estimates 2017 - 2018 | Budget Estimates 2018 - 2019 |
| | | | | | | AP21.205.003 | [3507] Merits Scholarship | | | | |
| | | | | | | | AP21.205 TOTAL | | 25,000 | 25,000 | 25,000 |
| AR21.207 | Other Fee | | | | | | | | | | |
| AR21.207.002 | [0412] Fine/ Miscellaneous Fee | | 2,70,000 | | | | | | | | |
| AR21.207.003 | [0413] Magazine Fee | 68,913 | 70,000 | 68,350 | 70,000 | | | | | | |
| AR21.207.006 | [0416] Annual Field Work/ Educational/ Industrial Visit Fee | 41,000 | 48,000 | 37,000 | 47,500 | | | | | | |
| AR21.207.007 | [0417] Project Fee | | | | | | | | | | |
| AR21.207.008 | [0418] Authentn. Of Degree | | | | | | | | | | |
| AR21.207.009 | [0419] Transcript Charge (Income) | 5,600 | 12,000 | 7,100 | 7,500 | | | | | | |
| AR21.207.010 | [0420] Admission Cancellation Processing Fees | 21,000 | 25,000 | 14,000 | 20,000 | | | | | | |
| | AR21.207 TOTAL | 1,36,513 | 4,25,000 | 1,26,450 | 1,45,000 | | | | | | |
| | | | | | | AP21.209 | Students' Welfare , Sports & Cultural Activitvies Expenses | | | | |
| | | | | | | AP21.209.001 | [3550] Annual Social /Cultural | 90,587 | 1,00,000 | 1,00,000 | 1,00,000 |
| | | | | | | AP21.209.002 | [3551] Function & Festival | 1,08,500 | 1,10,000 | 1,10,000 | 1,10,000 |
| | | | | | | AP21.209.008 | [3557] Annual Sports Felicitation Programme | 2,21,856 | 2,50,000 | 2,50,000 | 2,50,000 |
| | | | | | | AP21.209.010 | [3559] Inter Collegiate Competition Expenses/Tejaswini | | 15,000 | 15,000 | 15,000 |
| | | | | | | AP21.209.013 | [3562] Workshops & Seminars Expenses | 1,00,020 | 1,50,000 | 1,31,400 | 1,50,000 |
| | | | | | | AP21.209.016 | [3565] Other Sports Activities | | 15,000 | 15,000 | 15,000 |
| | | | | | | AP21.209.017 | [3566] Students Council Expenses | | 5,000 | 5,000 | 5,000 |
| | | | | | | | AP21.209 TOTAL | 5,20,963 | 6,45,000 | 6,26,400 | 6,45,000 |
| | AR21 TOTAL | 42,81,956 | 45,74,000 | 43,98,449 | 45,60,050 | | AP21 TOTAL | 16,63,108 | 23,14,000 | 25,75,400 | 19,50,000 |
| | | | | | | AP22 | Administrative & General Expenses | | | | |
| | | | | | | AP22.201 | Administrative Expenses | | | | |
| | | | | | | AP22.201.001 | [3601] Advertisement And Publicity | | 20,000 | 20,000 | 20,000 |
| | | | | | | AP22.201.002 | [3602] Printing | | | | |
| | | | | | | AP22.201.003 | [3603] Stationery | 2,13,706 | 2,50,000 | 2,50,000 | 2,50,000 |
| | | | | | | AP22.201.004 | [3604] Paper For Printing | | | | |
| | | | | | | AP22.201.005 | [3605] Xeroxing Charges | 28,259 | 50,000 | 35,000 | 35,000 |
| | | | | | | AP22.201.006 | [3606] Electricity And Power | | 60,000 | 60,000 | 60,000 |
| | | | | | | AP22.201.007 | [3607] Telephone And Internet Charges | 42,256 | 43,000 | 40,000 | 40,000 |
| | | | | | | AP22.201.008 | [3608] Postage , Telegram & Courier Charges | 1,698 | 4,000 | 4,000 | 4,000 |
| | | | | | | AP22.201.009 | [3609] Legal Charges | | 15,000 | 15,000 | 15,000 |
| | | | | | | AP22.201.010 | [3610] Professional Charges | | | | |
| | | | | | | AP22.201.011 | [3611] Meeting Expenses | 6,208 | 15,000 | 15,000 | 15,000 |

| RECEIPTS | | | | | | EXPENDITURE | | | | | |
|--------------|---|---|------------------------------------|---|------------------------------------|--------------|---|---|------------------------------------|---|------------------------------------|
| ALIAS | PARTICULARS | Unaudited Figures For Year 2016 - 2017 | Budget Estimates 2017 - 2018 | Revised Budget Estimates 2017 - 2018 | Budget Estimates 2018 - 2019 | ALIAS | PARTICULARS | Unaudited Figures For Year 2016 - 2017 | Budget Estimates 2017 - 2018 | Revised Budget Estimates 2017 - 2018 | Budget Estimates 2018 - 2019 |
| | | | | | | AP22.201.014 | [3614] News Paper, Periodicals (Magaziens & Journals) | 4,790 | 90,000 | 90,000 | 90,000 |
| | | | | | | AP22.201.015 | [3615] Uniform To Peons | | 15,000 | 25,000 | 8,000 |
| | | | | | | AP22.201.016 | [3616] Sanitary Materials | 14,159 | 20,000 | 35,000 | 20,000 |
| | | | | | | AP22.201.017 | [3617] Garden Expenditure | | | | |
| | | | | | | AP22.201.018 | [3618] Staff Welfare Expenses | | 15,000 | 10,000 | 10,000 |
| | | | | | | AP22.201.022 | [3622] Bank Charges | 4,067 | 4,000 | 8,000 | 8,000 |
| | | | | | | AP22.201.023 | [3623] Miscellaneous Expenses | 3,666 | 10,000 | 10,000 | 10,000 |
| | | | | | | AP22.201.024 | [3624] Statutory Audit Charges | | 30,000 | 30,000 | 30,000 |
| | | | | | | AP22.201.025 | [3625] Internal Audit Charges | | 15,000 | 15,000 | 15,000 |
| | | | | | | AP22.201.028 | [3628] Outsourcing Account Work | | | | 20,000 |
| | | | | | | AP22.201.046 | [7906] Sundry Expenses | 7,01,520 | 6,04,000 | 90,000 | 91,000 |
| | | | | | | | AP22.201 TOTAL | 10,20,329 | 12,60,000 | 7,52,000 | 7,41,000 |
| | | | | | | AP22.202 | Travelling And Transportation Expenses | | | | |
| | | | | | | AP22.202.001 | [3645] Ta/Da Expenses Staff | 9,534 | 20,000 | 20,000 | 20,000 |
| | | | | | | AP22.202.002 | [3646] Ta/Da Expenses Meeting | | | | |
| | | | | | | | AP22.202 TOTAL | 9,534 | 20,000 | 20,000 | 20,000 |
| | | | | | | AP22.203 | Insurance & Taxes | | | | |
| | | | | | | AP22.203.001 | [3655] Insurance | | | | |
| | | | | | | AP22.203.002 | [3656] Rates And Taxes | | 2,00,000 | 2,00,000 | 2,00,000 |
| | | | | | | AP22.203.003 | [3657] Property Tax | | | | |
| | | | | | | | AP22.203 TOTAL | | 2,00,000 | 2,00,000 | 2,00,000 |
| | | | | | | AP22.205 | Repairs And Maintenance | | | | |
| | | | | | | AP22.205.001 | [3675] Maintenance Of Office Equipments | 13,750 | 21,000 | 25,000 | 21,000 |
| | | | | | | AP22.205.002 | [3676] Maintenance Of Furniture & Fixture | 53,924 | 1,00,000 | 1,70,000 | 1,00,000 |
| | | | | | | AP22.205.004 | [3678] Maintenance Of Hardwares | 31,328 | 58,000 | 75,000 | 65,000 |
| | | | | | | AP22.205.005 | [3679] Maintenance Of Software | | | | |
| | | | | | | AP22.205.012 | [3686] Maintenance Of Building | | 30,000 | 30,000 | 30,000 |
| | | | | | | AP22.205.026 | [3700] Emergency & Unforeseen Repairs | | | | |
| | | | | | | | AP22.205 TOTAL | 99,002 | 2,09,000 | 3,00,000 | 2,16,000 |
| | | | | | | AP22.206 | Other Expenses | | | | |
| | | | | | | AP22.206.008 | [3717] Any Other Contingent Expenses | | 30,000 | 30,000 | 30,000 |
| | | | | | | | AP22.206 TOTAL | | 30,000 | 30,000 | 30,000 |
| | | | | | | | AP22 TOTAL | 11,28,865 | 17,19,000 | 13,02,000 | 12,07,000 |
| AR31 | Salary Grants | | | | | AP31 | Staff Payments & Benefits | | | | |
| AR31.201 | State Government- Salary Grants (Non Teaching /Teaching Staff Under Sps) | | | | | AP31.201 | Aided Salaries (Teaching Staff Approved Under Sps) | | | | |
| AR31.201.001 | [0485] Salary Grant | 4,70,52,687 | 6,61,00,000 | 5,89,66,900 | 6,94,31,600 | AP31.201.001 | [3750] Pay & Allowances | 3,54,60,882 | 3,78,03,000 | 4,08,54,900 | 4,19,03,000 |
| AR31.201.002 | [0486] Arrears Of Salary Grants | | | | | AP31.201.002 | [3751] Clock Hour Basis / Consolidated | 20,08,000 | 15,00,000 | 15,00,000 | 15,00,000 |

| RECEIPTS | | | | | | EXPENDITURE | | | | | |
|--------------|---|--|------------------------------|--------------------------------------|------------------------------|--------------|--|--|------------------------------|--------------------------------------|------------------------------|
| ALIAS | PARTICULARS | Unaudited Figures For Year 2016 - 2017 | Budget Estimates 2017 - 2018 | Revised Budget Estimates 2017 - 2018 | Budget Estimates 2018 - 2019 | ALIAS | PARTICULARS | Unaudited Figures For Year 2016 - 2017 | Budget Estimates 2017 - 2018 | Revised Budget Estimates 2017 - 2018 | Budget Estimates 2018 - 2019 |
| | AR31.201 TOTAL | 4,70,52,687 | 6,61,00,000 | 5,89,66,900 | 6,94,31,600 | AP31.201.003 | [3752] Vacant Posts | | 1,53,50,000 | 63,96,000 | 1,53,50,000 |
| | | | | | | | AP31.201 TOTAL | 3,74,68,882 | 5,46,53,000 | 4,87,50,900 | 5,87,53,000 |
| | | | | | | AP31.202 | Aided Non Teaching | | | | |
| | | | | | | AP31.202.001 | [3760] Pay & Allowances | 95,82,626 | 1,07,37,000 | 99,20,000 | 99,68,600 |
| | | | | | | AP31.202.003 | [3762] Vacant Posts | | 7,10,000 | 2,96,000 | 7,10,000 |
| | | | | | | | AP31.202 TOTAL | 95,82,626 | 1,14,47,000 | 1,02,16,000 | 1,06,78,600 |
| | | | | | | AP31.204 | Unaided Salaries (Teaching Staff) | | | | |
| | | | | | | AP31.204.001 | [3780] Pay & Allowances | | | | |
| | | | | | | AP31.204.008 | [3787] C. P. F. Management Share | | | | |
| | | | | | | | AP31.204 TOTAL | | | | |
| | | | | | | AP31.205 | Un Aided Non Teaching | | | | |
| | | | | | | AP31.205.001 | [3793] Pay & Allowances | | 1,80,000 | | |
| | | | | | | AP31.205.002 | [3801] Clock Hour Basis / Consolidated | | | | |
| | | | | | | AP31.205.007 | [3806] Overtime | 1,179 | 30,000 | 30,000 | 30,000 |
| | | | | | | AP31.205.008 | [3807] Temp. Non Teaching Staff | 1,25,400 | | 37,500 | 90,000 |
| | | | | | | | AP31.205 TOTAL | 1,26,579 | 2,10,000 | 67,500 | 1,20,000 |
| | AR31 TOTAL | 4,70,52,687 | 6,61,00,000 | 5,89,66,900 | 6,94,31,600 | | AP31 TOTAL | 4,71,78,087 | 6,63,10,000 | 5,90,34,400 | 6,95,51,600 |
| AR32 | Other Income | | | | | | | | | | |
| AR32.202 | Interest On Saving Accounts | | | | | | | | | | |
| AR32.202.001 | [0520] Interest On Saving Bank Account | 1,86,987 | 2,14,000 | 86,268 | 90,000 | | | | | | |
| | AR32.202 TOTAL | 1,86,987 | 2,14,000 | 86,268 | 90,000 | | | | | | |
| AR32.208 | Miscellaneous Receipts | | | | | | | | | | |
| AR32.208.017 | [0577] Sundry Receipts | | | | | | | | | | |
| | AR32.208 TOTAL | | | | | | | | | | |
| | AR32 TOTAL | 1,86,987 | 2,14,000 | 86,268 | 90,000 | | | | | | |
| AR33 | Income From Investments | | | | | | | | | | |
| AR33.201 | Investments From Earnmarked/Endowment Fund | | | | | | | | | | |
| AR33.201.007 | [0617] Interest On Term Deposits With Bank | 2,44,217 | 7,81,000 | 5,61,267 | 5,60,000 | | | | | | |
| | AR33.201 TOTAL | 2,44,217 | 7,81,000 | 5,61,267 | 5,60,000 | | | | | | |
| | AR33 TOTAL | 2,44,217 | 7,81,000 | 5,61,267 | 5,60,000 | | | | | | |
| AR34 | Sale Of Publications | | | | | | | | | | |
| AR34.203 | Sale Of Prospectus & Admission Forms | | | | | | | | | | |
| AR34.203.001 | [0645] Sale Of Prospectus & Admission Forms | 5,000 | 8,000 | | | | | | | | |
| | AR34.203 TOTAL | 5,000 | 8,000 | | | | | | | | |
| | AR34 TOTAL | 5,000 | 8,000 | | | | | | | | |

| RECEIPTS | | | | | | EXPENDITURE | | | | | |
|--------------|---|--|------------------------------|--------------------------------------|------------------------------|--------------|---|--|------------------------------|--------------------------------------|------------------------------|
| ALIAS | PARTICULARS | Unaudited Figures For Year 2016 - 2017 | Budget Estimates 2017 - 2018 | Revised Budget Estimates 2017 - 2018 | Budget Estimates 2018 - 2019 | ALIAS | PARTICULARS | Unaudited Figures For Year 2016 - 2017 | Budget Estimates 2017 - 2018 | Revised Budget Estimates 2017 - 2018 | Budget Estimates 2018 - 2019 |
| AR35 | Compensation For Using Premises | | | | | | | | | | |
| AR35.201 | Hiring Charges - Auditorium, Committee Room & Play Ground | | | | | | | | | | |
| AR35.201.010 | [0664] Other Premises | 19,600 | 21,000 | 12,800 | 15,000 | | | | | | |
| | AR35.201 TOTAL | 19,600 | 21,000 | 12,800 | 15,000 | | | | | | |
| | AR35 TOTAL | 19,600 | 21,000 | 12,800 | 15,000 | | | | | | |
| | Sector A TOTAL | 5,19,34,072 | 7,18,73,000 | 6,41,96,559 | 7,48,31,650 | | Sector A TOTAL | 5,08,39,961 | 7,17,88,000 | 6,39,81,400 | 7,39,78,600 |
| Sector B | Agency Budget | | | | | Sector B | Agency Budget | | | | |
| BR06 | Merged Schemes | | | | | BP06 | Merged Schemes | | | | |
| BR06.106 | Equal Opportunity Cell | | | | | BP06.106 | Equal Opportunity Cell | | | | |
| BR06.106.002 | [7809] Short Term Course On Positive Dissertation | | | | | BP06.106.002 | [4432] Short Term Course On Positive Dissertation | | | | |
| | BR06.106 TOTAL | | | | | | BP06.106 TOTAL | | | | |
| BR06.107 | Coaching Svchemes For Sc / St / OBC(non-cremelayar) Minorities:-remedial Coaching | | | | | BP06.107 | Coaching Schemes For Sc/St/Obc (Non-Cremelayar) Minorities:-Remedial Coaching | | | | |
| BR06.107.001 | [7810] Book And Journals | | | | | BP06.107.001 | [4435] Contingency/Hon/Conference /Seminars/Travel/ Books&Jour. | | | | |
| BR06.107.007 | [7816] Equipment | | | | | BP06.107.007 | [4441] Equipment | | | | |
| BR06.107.008 | [7817] Recurring Grants | | | | | BP06.107.008 | [4442] Recurring Grants | | | | |
| | BR06.107 TOTAL | | | | | | BP06.107 TOTAL | | | | |
| BR06.108 | Coaching Svchemes For Sc / St / OBC(Non- Cremelayar) Minorities:- Entry Into Service | | | | | BP06.108 | Coaching Schemes For Sc/St/Obc (Non-Cremelayar) Minorities:-Entry Into Service | | | | |
| BR06.108.001 | [7818] Books And Journals | | | | | BP06.108.001 | [4445] Contingency/Hon/Conference /Seminars/Travel/ Books&Jour. | | | | |
| BR06.108.007 | [7824] Equipment | | | | | BP06.108.007 | [4443] Equipment | | | | |
| BR06.108.008 | [7825] Recurring Grants | | | | | BP06.108.008 | [4444] Recurring Grants | | | | |
| | BR06.108 TOTAL | | | | | | BP06.108 TOTAL | | | | |
| | BR06 TOTAL | | | | | | BP06 TOTAL | | | | |
| BR07 | Grant-In-Aid U G C - Revenue -Development -Merged Schemes | | | | | BP07 | Grant-In-Aid U G C - Revenue -Development -Merged Schemes | | | | |
| BR07.214 | Other Operational Expenditure | | | | | BP07.214 | Other Operational Expenditure | | | | |
| BR07.214.010 | [7826] Grant In Aid Recurring | | | | | BP07.214.012 | [4451] Grant In Aid Recurrin | | | | |
| BR07.214.011 | [7827] Capital Asset | | | | | BP07.214.013 | [4452] Capital Asset | | | | |
| | BR07.214 TOTAL | | | | | | BP07.214 TOTAL | | | | |
| | BR07 TOTAL | | | | | | BP07 TOTAL | | | | |
| BR08 | Grant-In-Aid U G C - Other Than Plan - Revenue | | | | | | | | | | |

| RECEIPTS | | | | | | EXPENDITURE | | | | | |
|--------------|--|--|------------------------------|--------------------------------------|------------------------------|--------------|-------------------------------------|--|------------------------------|--------------------------------------|------------------------------|
| ALIAS | PARTICULARS | Unaudited Figures For Year 2016 - 2017 | Budget Estimates 2017 - 2018 | Revised Budget Estimates 2017 - 2018 | Budget Estimates 2018 - 2019 | ALIAS | PARTICULARS | Unaudited Figures For Year 2016 - 2017 | Budget Estimates 2017 - 2018 | Revised Budget Estimates 2017 - 2018 | Budget Estimates 2018 - 2019 |
| BR08.205 | M.A./ M.Sc. Innovative Prog. Teaching & Research In Interdisciplinary | | | | | | | | | | |
| BR08.205.005 | [1244] Equipment | | | | | | | | | | |
| BR08.205.006 | [1245] Books And Journals | | | | | | | | | | |
| | BR08.205 TOTAL | | | | | | | | | | |
| | BR08 TOTAL | | | | | | | | | | |
| BR11 | Grant-In-Aid U G C - Xii Plan - Revenue | | | | | | | | | | |
| BR11.204 | [1455] Book And Journals | | | | | | | | | | |
| | BR11 TOTAL | | | | | | | | | | |
| BR14 | Grants-in-aid U G C -XI Plan | | | | | | | | | | |
| BR14.101 | Additional Assist UGC XI Plan | | | | | | | | | | |
| BR14.101.005 | [8230] UGC Merged SchemeXII Plan | | | | | | | | | | |
| | BR14.101 TOTAL | | | | | | | | | | |
| | BR14 TOTAL | | | | | | | | | | |
| | Sector B TOTAL | | | | | | Sector B TOTAL | | | | |
| Sector D | Deposits And Advances Budget | | | | | Sector D | Deposits And Advances Budget | | | | |
| DR01 | Students Related Deposits | | | | | DP01 | Students Related Deposits | | | | |
| DR01.301 | Library Deposit | | | | | DP01.301 | Library Deposit | | | | |
| DR01.301.001 | [2105] Receipts Of Deposit | 8,94,000 | 8,63,000 | 8,44,500 | 8,62,500 | DP01.301.001 | [5291] Refund Of Deposit | 8,94,000 | 8,63,000 | 8,44,500 | 8,62,500 |
| | | | | | | DP01.301.002 | [5292] Transfer To Library | | | | |
| | DR01.301 TOTAL | 8,94,000 | 8,63,000 | 8,44,500 | 8,62,500 | | DP01.301 TOTAL | 8,94,000 | 8,63,000 | 8,44,500 | 8,62,500 |
| DR01.302 | Laboratory Deposit | | | | | DP01.302 | Laboratory Deposit | | | | |
| DR01.302.001 | [2110] Receipts Of Deposit | 15,000 | 18,000 | 31,500 | 36,000 | DP01.302.001 | [5295] Refund Of Deposit | 15,000 | 18,000 | 31,500 | 36,000 |
| | DR01.302 TOTAL | 15,000 | 18,000 | 31,500 | 36,000 | | DP01.302 TOTAL | 15,000 | 18,000 | 31,500 | 36,000 |
| DR01.306 | Caution Maoney Deposit | | | | | DP01.306 | Caution Maoney Deposit | | | | |
| DR01.306.001 | [2171] Caution Money Deposit(refund) | 59,400 | 58,000 | 56,300 | 57,500 | DP01.306.001 | [5320] Refund Of Deposit | 59,400 | 58,000 | 56,300 | 57,500 |
| | DR01.306 TOTAL | 59,400 | 58,000 | 56,300 | 57,500 | | DP01.306 TOTAL | 59,400 | 58,000 | 56,300 | 57,500 |
| | DR01 TOTAL | 9,68,400 | 9,39,000 | 9,32,300 | 9,56,000 | | DP01 TOTAL | 9,68,400 | 9,39,000 | 9,32,300 | 9,56,000 |
| | Sector D TOTAL | 9,68,400 | 9,39,000 | 9,32,300 | 9,56,000 | | Sector D TOTAL | 9,68,400 | 9,39,000 | 9,32,300 | 9,56,000 |
| | 0002 Aided Total | 5,29,02,472 | 7,28,12,000 | 6,51,28,859 | 7,57,87,650 | | 0002 Aided Total | 5,18,08,361 | 7,27,27,000 | 6,49,13,700 | 7,49,34,600 |

0004 - P.V.D.T. College of Education for Women, Churchgate, Mumbai (Aided)

(Old Aided Code : 0232)

| RECEIPTS | | | | | | EXPENDITURE | | | | | |
|----------|---|---|------------------------------------|---|------------------------------------|--------------|---|---|------------------------------------|---|------------------------------------|
| ALIAS | PARTICULARS | Unaudited Figures For Year 2016 - 2017 | Budget Estimates 2017 - 2018 | Revised Budget Estimates 2017 - 2018 | Budget Estimates 2018 - 2019 | ALIAS | PARTICULARS | Unaudited Figures For Year 2016 - 2017 | Budget Estimates 2017 - 2018 | Revised Budget Estimates 2017 - 2018 | Budget Estimates 2018 - 2019 |
| Sector A | Capital And Revenue Receipt / Expenditure Budget | | | | | Sector A | Capital And Revenue Receipt / Expenditure Budget | | | | |
| | | | | | | AP01 | Land & Building | | | | |
| | | | | | | AP01.102 | Major Repairs & Renovation | | | | |
| | | | | | | AP01.102.005 | [3015] Major Repairs & Renovation | 1,00,000 | | 5,00,000 | 1,00,000 |
| | | | | | | AP01.102.007 | [3017] Lab Repairing | | | 1,50,000 | 50,000 |
| | | | | | | | AP01.102 TOTAL | 1,00,000 | | 6,50,000 | 1,50,000 |
| | | | | | | | AP01 TOTAL | 1,00,000 | | 6,50,000 | 1,50,000 |
| | | | | | | AP03 | Furniture & Fixtures | | | | |
| | | | | | | AP03.101 | Purchase Of Furniture & Fixtures | | | | |
| | | | | | | AP03.101.002 | [3056] Purchase Of Chairs & Boards | | | | 3,00,000 |
| | | | | | | AP03.101.010 | [3064] Purchase Of Computer Tables & Storewells | | 1,00,000 | 1,00,000 | 2,00,000 |
| | | | | | | | AP03.101 TOTAL | | 1,00,000 | 1,00,000 | 5,00,000 |
| | | | | | | | AP03 TOTAL | | 1,00,000 | 1,00,000 | 5,00,000 |
| | | | | | | AP04 | Equipments | | | | |
| | | | | | | AP04.101 | Purchase Of Equipments | | | | |
| | | | | | | AP04.101.009 | [3093] Purchase Of Lcd | | | | |
| | | | | | | AP04.101.013 | [3097] Purchase Of A. C. | | | | |
| | | | | | | AP04.101.015 | [3099] Purchase Of Water Cooler | | | | |
| | | | | | | AP04.101.029 | [3113] Purchase Of Cctv Camera | 50,000 | | 1,00,000 | 1,00,000 |
| | | | | | | | AP04.101 TOTAL | 50,000 | | 1,00,000 | 1,00,000 |
| | | | | | | | AP04 TOTAL | 50,000 | | 1,00,000 | 1,00,000 |
| | | | | | | AP07 | Books & Journals | | | | |
| | | | | | | AP07.101 | Purchase Of Books & Journals | | | | |
| | | | | | | AP07.101.001 | [3155] Purchase Of Books & Journals | 1,400 | | 5,000 | 50,000 |
| | | | | | | | AP07.101 TOTAL | 1,400 | | 5,000 | 50,000 |
| | | | | | | | AP07 TOTAL | 1,400 | | 5,000 | 50,000 |
| | | | | | | AP08 | Software & Development | | | | |
| | | | | | | AP08.101 | Purchase Of Software | | | | |
| | | | | | | AP08.101.005 | [3174] Purchase Of Software | | | | 40,000 |
| | | | | | | | AP08.101 TOTAL | | | | 40,000 |
| | | | | | | | AP08 TOTAL | | | | 40,000 |

| RECEIPTS | | | | | | EXPENDITURE | | | | | |
|--------------|--|--|------------------------------|--------------------------------------|------------------------------|--------------|---|--|------------------------------|--------------------------------------|------------------------------|
| ALIAS | PARTICULARS | Unaudited Figures For Year 2016 - 2017 | Budget Estimates 2017 - 2018 | Revised Budget Estimates 2017 - 2018 | Budget Estimates 2018 - 2019 | ALIAS | PARTICULARS | Unaudited Figures For Year 2016 - 2017 | Budget Estimates 2017 - 2018 | Revised Budget Estimates 2017 - 2018 | Budget Estimates 2018 - 2019 |
| | | | | | | AP09 | Hardware & Peripherals | | | | |
| | | | | | | AP09.101 | Development Exp. | | | | |
| | | | | | | AP09.101.001 | [3200] Purchase Of Computer | | | 40,000 | 80,000 |
| | | | | | | AP09.101.006 | [3205] Purchase Of Printer | | | 14,700 | 20,000 |
| | | | | | | | AP09.101 TOTAL | | | 54,700 | 1,00,000 |
| | | | | | | | AP09 TOTAL | | | 54,700 | 1,00,000 |
| AR10 | Other Development Receipts | | | | | AP10 | Other Development Expenditure | | | | |
| AR10.101 | Development Fees | | | | | AP10.101 | Development Exp. | | | | |
| AR10.101.001 | [0111] Development Fees From Student - Institute Share | 28,750 | 15,000 | 44,250 | 50,000 | AP10.101.005 | [3219] Development Exp | | | | 50,000 |
| | [0112] Development Fees From Student-University Share | 14,375 | | 22,125 | 25,000 | | | | | | |
| | [0113] Development Fee | | 25,000 | | | | | | | | |
| | AR10.101 TOTAL | 28,750 | 15,000 | 44,250 | 50,000 | | AP10.101 TOTAL | | | | 50,000 |
| AR10.102 | Available Unspent Balance Uptill Previous Year | | | | | | | | | | |
| AR10.102.001 | [0120] Available Unspent Balance | | | | | | | | | | |
| | AR10.102 TOTAL | | | | | | | | | | |
| | AR10 TOTAL | 28,750 | 15,000 | 44,250 | 50,000 | | AP10 TOTAL | | | | 50,000 |
| | | | | | | AP11 | Expenditure From Endowment & Special Fund | | | | |
| | | | | | | AP11.112 | Endowment Fund | | | | |
| | | | | | | AP11.112.001 | [3305] Endowment Fund Expenses | | | | |
| | | | | | | | AP11.112 TOTAL | | | | |
| | | | | | | | AP11 TOTAL | | | | |
| AR21 | Fees From Students & Colleges | | | | | AP21 | Academic & Activity Expenses | | | | |
| AR21.201 | Academic Receipts - University | | | | | AP21.201 | Academic Expenses | | | | |
| AR21.201.025 | [0208] Alumni Fees Net | | | | | AP21.201.001 | [3325] Admission Expenses | 13,500 | 7,000 | 17,000 | 18,650 |
| | [6370] Alumni Fee - Gross | 9,600 | 10,000 | 7,700 | 10,000 | AP21.201.002 | [3326] Publications | | 50,000 | | |
| | [6371] Less : 100 % Transfer To University | 9,600 | 10,000 | 7,700 | 10,000 | AP21.201.003 | [3327] Field Work/Participation | | | | |
| AR21.201.027 | [0210] Centenary Fees Net | | | | | AP21.201.004 | [3328] Student Welfare Expenses/ Student Council Expenses | | | | |
| | [6372] Centenary Fees - Gross | 9,600 | 10,000 | | | AP21.201.005 | [3329] Laboratory Expenses | | 10,000 | | 25,000 |
| | [6373] Less :100 % Transfer To Univaersity | 9,600 | 10,000 | | | AP21.201.012 | [3336] Forms Expenses | | | | 3,000 |
| AR21.201.029 | [0212] Calandar Fee Net | | | | | AP21.201.013 | [3337] Syllabus Expenses | | | | |
| | [6376] Calander Fees -Gross | 5,340 | | 2,700 | | AP21.201.014 | [3338] Diary Expenses | | | | |
| | [6377] Less 100% Transfer To University | 5,340 | | 2,700 | | AP21.201.015 | [3339] Research Journal Expenses | | | 5,000 | 10,000 |
| | | | | | | AP21.201.016 | [3340] Identity Card Expenses | 9,700 | | | 20,000 |

| RECEIPTS | | | | | | EXPENDITURE | | | | | |
|--------------|--|--|------------------------------|--------------------------------------|------------------------------|--------------|--|--|------------------------------|--------------------------------------|------------------------------|
| ALIAS | PARTICULARS | Unaudited Figures For Year 2016 - 2017 | Budget Estimates 2017 - 2018 | Revised Budget Estimates 2017 - 2018 | Budget Estimates 2018 - 2019 | ALIAS | PARTICULARS | Unaudited Figures For Year 2016 - 2017 | Budget Estimates 2017 - 2018 | Revised Budget Estimates 2017 - 2018 | Budget Estimates 2018 - 2019 |
| | AR21.201 TOTAL | | | | | AP21.201.021 | [3345] Research & Development Expenses | | | | |
| | | | | | | | AP21.201 TOTAL | 23,200 | 67,000 | 22,000 | 76,650 |
| AR21.202 | Academic Receipts -Institution | | | | | AP21.202 | Activity Expenses | | | | |
| AR21.202.001 | [0220] Admission Fee | 43,200 | 46,000 | 33,300 | 46,000 | AP21.202.001 | [3355] Gymkhana Expenses | | | | |
| AR21.202.002 | [0221] Tuition Fee | 17,92,200 | 20,74,000 | 21,96,300 | 27,36,500 | AP21.202.002 | [3356] Training Programme For Staff | | | | |
| AR21.202.003 | [0222] Computer Training Fee | 2,22,000 | 3,00,000 | 2,64,000 | 3,00,000 | AP21.202.003 | [3357] Computer Training Expenses | | | | |
| AR21.202.004 | [0223] Identity Card Fee | 6,200 | 7,000 | 6,200 | 7,000 | AP21.202.006 | [3360] Computer Lab Expenses | | 4,000 | | 10,000 |
| | [0224] Diary Fee - Gross | 8,900 | 10,000 | 5,200 | | AP21.202.011 | [3365] Educational Tour Expenses | 2,87,100 | 1,50,000 | 1,50,000 | 1,00,000 |
| | [0225] Diary Fee - Less : 100% Transfer To University | 8,900 | | 5,200 | | AP21.202.012 | [3366] Field Visit Expenses | 1,740 | | 6,500 | 10,000 |
| AR21.202.005 | [0226] Diary Fee - Net | | | | | AP21.202.019 | [3373] Teaching Aid & Accessories Expenses | | | | |
| | [0227] E-Suvidha Fee - Gross | 9,000 | 10,000 | 9,000 | 10,000 | AP21.202.020 | [3374] Internship Expenses | 36,000 | 50,000 | 50,000 | 60,000 |
| | [0228] E-Suvidha - Less : 100% Transfer To University | 9,000 | | 9,000 | 10,000 | AP21.202.021 | [3375] Work Experience Expenses | 3,200 | 6,000 | 3,000 | 10,000 |
| AR21.202.006 | [0229] E-Suvidha - Net | | | | | AP21.202.030 | [3384] Binding Charges | 4,000 | 6,000 | 3,400 | 4,000 |
| | [0230] Students Welfare Fee - Gross | 6,100 | 15,000 | 13,400 | 15,000 | AP21.202.031 | [3385] Mike Charges Expenses | | | | |
| | [0231] Students Welfare Fee -Less : Transfer To University | 5,925 | | 13,350 | 15,000 | AP21.202.039 | [3392] Naac Expenses | | | 2,00,020 | 50,000 |
| AR21.202.007 | [0232] Students Welfare Fee - Net | | | | | AP21.202.090 | [3443] Naac Visiting Expenses | | 30,000 | 30,000 | |
| | [0233] Medical Fee - Gross | 6,200 | 7,000 | 5,900 | 7,000 | | | | | | |
| | [0234] Medical Fee-Less : Transfer To University | | | | 3,500 | | | | | | |
| AR21.202.008 | [0235] Medical Fee - Net | 6,200 | | 5,900 | 3,500 | | | | | | |
| | [0236] Sports Fee - Gross | 35,100 | 60,000 | 53,100 | 60,000 | | | | | | |
| | [0237] Sports Fee -Less : Transfer To University | 35,100 | | 53,100 | 60,000 | | | | | | |
| AR21.202.009 | [0238] Sports Fee - Net | | | | | | | | | | |
| | [0239] Disaster Management Fee - Gross | 1,800 | 2,000 | 1,800 | 2,000 | | | | | | |
| | [0240] Disaster Management Fee -Less : 100% Transfer To University | 1,800 | | 1,800 | 2,000 | | | | | | |
| AR21.202.010 | [0241] Disaster Management Fee - Net | | | | | | | | | | |
| | [0242] Ashwamedh/ Avishkar/ Indradhanushya Fee - Gross | 5,400 | 6,000 | 5,100 | 6,000 | | | | | | |
| | [0243] Ashwamedh/ Avishkar/ Indradhanushya Fee -Less : 100% Transfer To University | 5,400 | | 5,100 | 6,000 | | | | | | |
| AR21.202.011 | [0244] Ashwamedh/ Avishkar/ Indradhanushya Fee - Net | | | | | | | | | | |
| | [0245] Eligibility Fee -Gross | 19,300 | 25,000 | 18,600 | 25,000 | | | | | | |
| | [0246] Eligibility Fee -Less : 100% Transfer To University | 19,300 | | 18,600 | 25,000 | | | | | | |
| AR21.202.012 | [0247] Eligibility Fee -Net | | | | | | | | | | |

| RECEIPTS | | | | | | EXPENDITURE | | | | | |
|--------------|---|--|------------------------------|--------------------------------------|------------------------------|--------------|------------------------------------|--|------------------------------|--------------------------------------|------------------------------|
| ALIAS | PARTICULARS | Unaudited Figures For Year 2016 - 2017 | Budget Estimates 2017 - 2018 | Revised Budget Estimates 2017 - 2018 | Budget Estimates 2018 - 2019 | ALIAS | PARTICULARS | Unaudited Figures For Year 2016 - 2017 | Budget Estimates 2017 - 2018 | Revised Budget Estimates 2017 - 2018 | Budget Estimates 2018 - 2019 |
| AR21.202.013 | [0248] Enrolment Fee - Gross | 19,800 | 25,000 | 15,500 | 20,000 | | | | | | |
| | [0249] Enrolment Fee - Less : 100% Transfer To University | 19,800 | | 15,500 | 20,000 | | | | | | |
| | [0250] Enrolment Fee - Net | | | | | | | | | | |
| AR21.202.014 | [0251] Examinations - Gross | 1,91,700 | 2,28,000 | 1,60,700 | 1,68,630 | | | | | | |
| | [0252] Examinations -Less :Transfer To University | 1,91,700 | | 1,60,700 | 1,68,630 | | | | | | |
| | [0253] Examinations Fee- Net | | | | | | | | | | |
| AR21.202.017 | [6304] Convocation Fee - Gross | 41,500 | 47,600 | 33,800 | 47,600 | | | | | | |
| | [6305] Convocation Fee -Less : 100% Transfer To University | 41,500 | | 33,800 | 47,600 | | | | | | |
| | [6306] Convocation Fee - Net | | | | | | | | | | |
| AR21.202.018 | [6307] Library Fee - Gross | 1,41,000 | 2,00,000 | 1,17,000 | 1,50,000 | | | | | | |
| | [6308] Library Fee -Less : 100% Transfer To University Library | 1,41,000 | | 1,17,000 | 1,50,000 | | | | | | |
| | [6309] Library Fee - Net | | | | | | | | | | |
| AR21.202.019 | [6310] College Library Fee - Gross | 120 | | 20,300 | 24,000 | | | | | | |
| | [6311] College Library Fee - Less : 100% Transfer To University Library | 120 | | | | | | | | | |
| | [6312] College Library Fee - - Net | | 26,700 | 20,300 | 24,000 | | | | | | |
| AR21.202.023 | [6318] Passing Certificate Fee - Gross | 14,400 | 17,700 | 11,550 | 15,000 | | | | | | |
| | [6319] Passing Certificate Fee -Less : 100% Transfer To University | 14,400 | | 11,550 | 15,000 | | | | | | |
| | [6320] Passing Certificate Fee | | | | | | | | | | |
| | AR21.202 TOTAL | 20,69,800 | 24,53,700 | 25,26,000 | 31,17,000 | | AP21.202 TOTAL | 3,32,040 | 2,46,000 | 4,42,920 | 2,44,000 |
| AR21.203 | Activity Fees | | | | | AP21.203 | Examination Expenses | | | | |
| AR21.203.001 | [0260] Gymkhana Fee | 1,09,500 | 1,80,000 | 1,17,000 | 1,50,000 | AR21.203.001 | [3470] Printing | 800 | 2,000 | 1,200 | 1,500 |
| AR21.203.002 | [0261] Laboratory Fee | 1,06,200 | 1,80,000 | 1,30,000 | 1,50,000 | AR21.203.002 | [3471] Stationery | 4,500 | 5,000 | 1,000 | 2,000 |
| AR21.203.004 | [0263] Internship Fee | 98,700 | 1,62,000 | 99,000 | 1,20,000 | AR21.203.003 | [3472] Printing Of Answer Books | | | | |
| AR21.203.012 | [0271] Registration Fee | 45,000 | | | | AR21.203.004 | [3473] Printing Of Question Papers | | | | |
| AR21.203.029 | [0288] Activity Fees | 2,65,106 | 3,50,000 | 4,23,000 | 5,00,000 | AR21.203.017 | [3486] Centre Expenses | 20,400 | | 13,700 | 20,000 |
| AR21.203.041 | [0300] Teaching Aid & Accessories Fee | 96,000 | | | | AR21.203.023 | [3492] Examination Expenses | 7,190 | | 5,184 | 6,000 |
| AR21.203.052 | [0311] Seminar & Workshop Fees | 1,02,100 | 1,10,000 | 10,300 | 15,000 | | | | | | |
| AR21.203.073 | [0332] Work Experience Fees | | | | | | | | | | |
| AR21.203.091 | [0350] Annual Social Activity | 1,00,000 | | | | | | | | | |
| AR21.203.096 | [0355] Insurance Fees | 4,000 | 4,500 | 3,740 | 4,400 | | | | | | |
| AR21.203.099 | [0358] Education Tour Fees | 1,50,500 | 1,50,000 | 53,100 | 60,000 | | | | | | |
| AR21.203.107 | [0366] Yoga And Health Workshop | 38,400 | | | | | | | | | |
| | AR21.203 TOTAL | 11,15,506 | 11,36,500 | 8,36,140 | 9,99,400 | | AP21.203 TOTAL | 32,890 | 7,000 | 21,084 | 29,500 |
| AR21.204 | Examination Fees | | | | | | | | | | |

| RECEIPTS | | | | | | EXPENDITURE | | | | | |
|--------------|---|--|------------------------------|--------------------------------------|------------------------------|--------------|--|--|------------------------------|--------------------------------------|------------------------------|
| ALIAS | PARTICULARS | Unaudited Figures For Year 2016 - 2017 | Budget Estimates 2017 - 2018 | Revised Budget Estimates 2017 - 2018 | Budget Estimates 2018 - 2019 | ALIAS | PARTICULARS | Unaudited Figures For Year 2016 - 2017 | Budget Estimates 2017 - 2018 | Revised Budget Estimates 2017 - 2018 | Budget Estimates 2018 - 2019 |
| AR21.204.007 | [0377] Passing Certificate Fees | | | | | | | | | | |
| | AR21.204 TOTAL | | | | | | | | | | |
| | | | | | | AP21.206 | Seminars & Conferances | | | | |
| | | | | | | AP21.206.001 | [3515] Seminar Publication | | | | |
| | | | | | | AP21.206.002 | [3516] Stationery | | | | |
| | | | | | | AP21.206.003 | [3517] Study Tours | | | | |
| | | | | | | AP21.206.004 | [3518] Memorial Lectures | | | | |
| | | | | | | AP21.206.005 | [3519] Publication Working Papers | | | | |
| | | | | | | AP21.206.006 | [3520] Travelling Expenses | | | | |
| | | | | | | AP21.206.007 | [3521] Books & Journals | | | | |
| | | | | | | | AP21.206 TOTAL | | | | |
| AR21.207 | Other Fee | | | | | | | | | | |
| AR21.207.003 | [0413] Magazine Fee | 14,700 | 20,000 | 14,700 | 20,000 | | | | | | |
| AR21.207.006 | [0416] Annual Field Work/ Educational/ Industrial Visit Fee | 38,500 | 35,000 | 38,000 | 50,000 | | | | | | |
| AR21.207.009 | [0419] Transcript Charge (Income) | | | 1,500 | 1,500 | | | | | | |
| AR21.207.010 | [0420] Admission Cancellation Processing Fees | 30,600 | 35,000 | 2,000 | 3,000 | | | | | | |
| | AR21.207 TOTAL | 83,800 | 90,000 | 56,200 | 74,500 | | | | | | |
| | | | | | | AP21.209 | Students' Welfare , Sports & Cultural Activities Expenses | | | | |
| | | | | | | AP21.209.001 | [3550] Annual Social /Cultural | 23,300 | 25,000 | 11,000 | 12,000 |
| | | | | | | AP21.209.002 | [3551] Function & Festival | 16,800 | 20,000 | 24,400 | 27,000 |
| | | | | | | AP21.209.007 | [3556] Co-Curriculum Activity Expenses | | | | |
| | | | | | | AP21.209.008 | [3557] Annual Sports Felicitation Programme | | | | |
| | | | | | | AP21.209.024 | [3573] Nss Expenses | 44,470 | | 47,390 | 50,000 |
| | | | | | | | AP21.209 TOTAL | 84,570 | 45,000 | 82,790 | 89,000 |
| | AR21 TOTAL | 32,69,106 | 36,80,200 | 34,18,340 | 41,90,900 | | AP21 TOTAL | 4,72,700 | 3,65,000 | 5,68,794 | 4,39,150 |
| | | | | | | AP22 | Administrative & General Expenses | | | | |
| | | | | | | AP22.201 | Administrative Expenses | | | | |
| | | | | | | AP22.201.001 | [3601] Advertisement And Publicity | | | | |
| | | | | | | AP22.201.002 | [3602] Printing | 5,470 | 10,000 | | 5,000 |
| | | | | | | AP22.201.003 | [3603] Stationery | 41,000 | 40,000 | 9,100 | 10,000 |
| | | | | | | AP22.201.004 | [3604] Paper For Printing | 2,640 | 3,500 | 2,000 | 3,000 |
| | | | | | | AP22.201.005 | [3605] Xeroxing Charges | 24,500 | 25,000 | 12,400 | 15,000 |
| | | | | | | AP22.201.006 | [3606] Electricity And Power | | | | 2,00,000 |
| | | | | | | AP22.201.007 | [3607] Telephone And Internet Charges | 14,500 | 14,000 | 17,100 | 17,000 |
| | | | | | | AP22.201.008 | [3608] Postage , Telegram & Courier Charges | 1,200 | 1,500 | 800 | 1,500 |
| | | | | | | AP22.201.009 | [3609] Legal Charges | | | | |

| RECEIPTS | | | | | | EXPENDITURE | | | | | |
|----------|-------------|--|------------------------------|--------------------------------------|------------------------------|--------------|--|--|------------------------------|--------------------------------------|------------------------------|
| ALIAS | PARTICULARS | Unaudited Figures For Year 2016 - 2017 | Budget Estimates 2017 - 2018 | Revised Budget Estimates 2017 - 2018 | Budget Estimates 2018 - 2019 | ALIAS | PARTICULARS | Unaudited Figures For Year 2016 - 2017 | Budget Estimates 2017 - 2018 | Revised Budget Estimates 2017 - 2018 | Budget Estimates 2018 - 2019 |
| | | | | | | AP22.201.010 | [3610] Professional Charges | | | | 5,000 |
| | | | | | | AP22.201.011 | [3611] Meeting Expenses | 1,600 | 3,000 | 4,100 | 4,500 |
| | | | | | | AP22.201.014 | [3614] News Paper, Periodicals (Magaziens & Journals) | | | 2,000 | 10,000 |
| | | | | | | AP22.201.015 | [3615] Uniform To Peons | | 8,500 | 8,500 | |
| | | | | | | AP22.201.016 | [3616] Sanitary Materials | 3,300 | 4,500 | 4,000 | 4,500 |
| | | | | | | AP22.201.017 | [3617] Garden Expenditure | | | | |
| | | | | | | AP22.201.018 | [3618] Staff Welfare Expenses | 2,660 | 5,000 | 2,000 | 3,000 |
| | | | | | | AP22.201.022 | [3622] Bank Charges | 1,200 | 1,500 | 1,500 | 2,500 |
| | | | | | | AP22.201.023 | [3623] Miscellaneous Expenses | 7,700 | 7,000 | 7,600 | 8,300 |
| | | | | | | AP22.201.024 | [3624] Statutory Audit Charges | 15,000 | 15,000 | 15,000 | 16,000 |
| | | | | | | AP22.201.025 | [3625] Internal Audit Charges | 10,000 | 10,000 | 10,000 | 12,000 |
| | | | | | | AP22.201.029 | [3629] Seminar & Workshop Expenses | 81,600 | 50,000 | 13,200 | 20,000 |
| | | | | | | | AP22.201 TOTAL | 2,12,370 | 1,98,500 | 1,09,300 | 3,37,300 |
| | | | | | | AP22.202 | Travelling And Transportation Expenses | | | | |
| | | | | | | AP22.202.001 | [3645] Ta/Da Expenses Staff | 10,000 | 8,500 | 8,600 | 9,000 |
| | | | | | | AP22.202.002 | [3646] Ta/Da Expenses Meeting | 1,905 | 5,000 | 2,000 | 2,000 |
| | | | | | | | AP22.202 TOTAL | 11,905 | 13,500 | 10,600 | 11,000 |
| | | | | | | AP22.203 | Insurance & Taxes | | | | |
| | | | | | | AP22.203.001 | [3655] Insurance | 3,870 | 4,000 | 3,600 | 4,000 |
| | | | | | | AP22.203.002 | [3656] Rates And Taxes | | | | |
| | | | | | | | AP22.203 TOTAL | 3,870 | 4,000 | 3,600 | 4,000 |
| | | | | | | AP22.204 | Outsource Services | | | | |
| | | | | | | AP22.204.001 | [3665] House Keeping Services | | 5,000 | | 5,000 |
| | | | | | | | AP22.204 TOTAL | | 5,000 | | 5,000 |
| | | | | | | AP22.205 | Repairs And Maintenance | | | | |
| | | | | | | AP22.205.001 | [3675] Maintenance Of Office Equipments | 23,400 | 10,000 | 12,500 | 15,000 |
| | | | | | | AP22.205.002 | [3676] Maintenance Of Furniture & Fixture | 4,000 | 4,000 | 39,900 | 40,000 |
| | | | | | | AP22.205.003 | [3677] Maintenance Of Electric Installation | 6,139 | 3,000 | | 5,000 |
| | | | | | | AP22.205.004 | [3678] Maintenance Of Hardwares | 6,620 | 5,000 | | |
| | | | | | | AP22.205.005 | [3679] Maintenance Of Software | | | | |
| | | | | | | AP22.205.007 | [3681] Maintenance Of Telephone | 800 | 1,500 | | 2,000 |
| | | | | | | AP22.205.010 | [3684] Antivirus Software | | | 2,000 | 5,000 |
| | | | | | | AP22.205.011 | [3685] Cleaning Material & Services | 876 | 4,500 | 1,500 | 4,000 |
| | | | | | | AP22.205.012 | [3686] Maintenance Of Building | | 25,000 | | |
| | | | | | | AP22.205.026 | [3700] Emergency & Unforeseen Repairs | | | 4,220 | 5,000 |
| | | | | | | AP22.205.030 | [3704] Maintenance Of Computer | | 5,000 | | 10,000 |
| | | | | | | | AP22.205 TOTAL | 41,835 | 58,000 | 60,120 | 86,000 |
| | | | | | | AP22.206 | Other Expenses | | | | |

| RECEIPTS | | | | | | EXPENDITURE | | | | | |
|--------------|---|--|------------------------------|--------------------------------------|------------------------------|--------------|---|--|------------------------------|--------------------------------------|------------------------------|
| ALIAS | PARTICULARS | Unaudited Figures For Year 2016 - 2017 | Budget Estimates 2017 - 2018 | Revised Budget Estimates 2017 - 2018 | Budget Estimates 2018 - 2019 | ALIAS | PARTICULARS | Unaudited Figures For Year 2016 - 2017 | Budget Estimates 2017 - 2018 | Revised Budget Estimates 2017 - 2018 | Budget Estimates 2018 - 2019 |
| | | | | | | AP22.206.004 | [3713] Hospitality & Sumptuary Expenses | 6,400 | 8,000 | 4,000 | 5,000 |
| | | | | | | AP22.206.008 | [3717] Any Other Contingent Expenses | | | | |
| | | | | | | | AP22.206 TOTAL | 6,400 | 8,000 | 4,000 | 5,000 |
| | | | | | | AP22.207 | Contribution To Reserve Funds | | | | |
| | | | | | | AP22.207.004 | [3733] Salary Fund | | | | 10,00,000 |
| | | | | | | | AP22.207 TOTAL | | | | 10,00,000 |
| | | | | | | | AP22 TOTAL | 2,76,380 | 2,87,000 | 1,87,620 | 14,48,300 |
| AR31 | Salary Grants | | | | | AP31 | Staff Payments & Benefits | | | | |
| AR31.201 | State Government- Salary Grants (Non Teaching /Teaching Staff Under Sps) | | | | | AP31.201 | Aided Salaries (Teaching Staff Approved Under Sps) | | | | |
| AR31.201.001 | [0485] Salary Grant | 1,69,62,500 | 2,04,51,000 | 1,36,33,000 | 1,59,39,690 | AP31.201.001 | [3750] Pay & Allowances | 1,71,30,940 | 1,84,95,000 | 1,32,18,280 | 1,34,86,290 |
| AR31.201.002 | [0486] Arrears Of Salary Grants | | | | | AP31.201.002 | [3751] Clock Hour Basis / Consolidated | | 50,000 | | |
| | | | | | | AP31.201.003 | [3752] Vacant Posts | | | | |
| | | | | | | AP31.201.006 | [3755] Leave Travel Concession | 2,000 | 2,000 | | |
| | | | | | | | AP31.201 TOTAL | 1,71,32,940 | 1,85,47,000 | 1,32,18,280 | 1,34,86,290 |
| | | | | | | AP31.202 | Aided Non Teaching | | | | |
| | | | | | | AP31.202.001 | [3760] Pay & Allowances | 17,83,320 | 19,00,000 | 17,17,640 | 15,14,140 |
| | | | | | | AP31.202.005 | [3764] Medical Allowances | 3,000 | | 3,500 | 4,000 |
| | | | | | | AP31.202.006 | [3765] Leave Travel Concession | | | | |
| | | | | | | | AP31.202 TOTAL | 17,86,320 | 19,00,000 | 17,21,140 | 15,18,140 |
| | | | | | | AP31.203 | Aided Staff Retirement & Terminal Benefits | | | | |
| | | | | | | AP31.203.004 | [3773] Encashment Of Leave | | | | |
| | | | | | | | AP31.203 TOTAL | | | | |
| | | | | | | AP31.205 | Un Aided Non Teaching | | | | |
| | | | | | | AP31.205.005 | [3804] Medical Allowances | | 4,000 | | |
| | | | | | | | AP31.205 TOTAL | | 4,000 | | |
| | | | | | | | AP31 TOTAL | 1,89,19,260 | 2,04,51,000 | 1,49,39,420 | 1,50,04,430 |
| AR32 | Other Income | | | | | | | | | | |
| AR32.202 | Interest On Saving Accounts | | | | | | | | | | |
| AR32.202.001 | [0520] Interest On Saving Bank Account | 1,51,900 | 50,000 | 46,289 | 35,000 | | | | | | |
| | | | | | | | AR32.202 TOTAL | 1,51,900 | 50,000 | 46,289 | 35,000 |
| AR32.208 | Miscellaneous Receipts | | | | | | | | | | |
| AR32.208.042 | [0601] Miscellaneous Receipt | 10,500 | 14,000 | 16,350 | 17,000 | | | | | | |
| AR32.208.059 | [634] Income From NSS | | | | 80,000 | | | | | | |
| | | | | | | | AR32.208 TOTAL | 10,500 | 14,000 | 16,350 | 97,000 |
| | | | | | | | AR32 TOTAL | 1,62,400 | 64,000 | 62,639 | 1,32,000 |

| RECEIPTS | | | | | | EXPENDITURE | | | | | |
|--------------|--|---|------------------------------------|---|------------------------------------|--------------|--|---|------------------------------------|---|------------------------------------|
| ALIAS | PARTICULARS | Unaudited Figures For Year 2016 - 2017 | Budget Estimates 2017 - 2018 | Revised Budget Estimates 2017 - 2018 | Budget Estimates 2018 - 2019 | ALIAS | PARTICULARS | Unaudited Figures For Year 2016 - 2017 | Budget Estimates 2017 - 2018 | Revised Budget Estimates 2017 - 2018 | Budget Estimates 2018 - 2019 |
| AR33 | Income From Investments | | | | | | | | | | |
| AR33.202 | <i>Investment From University Fund</i> | | | | | | | | | | |
| AR33.202.007 | [0627] Interest On Term Deposits With Bank | 54,700 | 1,20,000 | 7,54,500 | 7,55,000 | | | | | | |
| | AR33.202 TOTAL | 54,700 | 1,20,000 | 7,54,500 | 7,55,000 | | | | | | |
| | AR33 TOTAL | 54,700 | 1,20,000 | 7,54,500 | 7,55,000 | | | | | | |
| | Sector A TOTAL | 2,04,77,456 | 2,43,30,200 | 1,79,12,729 | 2,10,67,590 | | Sector A TOTAL | 1,98,19,740 | 2,12,03,000 | 1,66,05,534 | 1,78,81,880 |
| Sector B | Agency Budget | | | | | Sector B | Agency Budget | | | | |
| BR11 | Grant-In-Aid U G C - Xii Plan - Revenue | | | | | BP11 | Grant-In-Aid U G C - Xii Plan - Revenue | | | | |
| BR11.216 | <i>Conferences / Seminars / Symposia / Workshops</i> | | | | | BP11.216 | <i>Conferences / Seminars / Symposia / Workshops</i> | | | | |
| BR11.216.002 | [1516] National Level Conference/Seminar / Wokshop | 14,600 | | 1,98,600 | 2,00,000 | BP11.216.002 | [4916] National Level Conference/Seminar / Wokshop | 14,600 | | 1,98,600 | 2,00,000 |
| | BR11.216 TOTAL | 14,600 | | 1,98,600 | 2,00,000 | | BP11.216 TOTAL | 14,600 | | 1,98,600 | 2,00,000 |
| | BR11 TOTAL | 14,600 | | 1,98,600 | 2,00,000 | | BP11 TOTAL | 14,600 | | 1,98,600 | 2,00,000 |
| | Sector B TOTAL | 14,600 | | 1,98,600 | 2,00,000 | | Sector B TOTAL | 14,600 | | 1,98,600 | 2,00,000 |
| Sector D | Deposits And Advances Budget | | | | | Sector D | Deposits And Advances Budget | | | | |
| DR01 | Students Related Deposits | | | | | DP01 | Students Related Deposits | | | | |
| DR01.301 | <i>Library Deposit</i> | | | | | DP01.301 | <i>Library Deposit</i> | | | | |
| DR01.301.001 | [2105] Receipts Of Deposit | 67,500 | 1,50,000 | 1,48,500 | 1,50,000 | DP01.301.001 | [5291] Refund Of Deposit | 67,500 | 1,50,000 | 1,48,500 | 1,50,000 |
| | DR01.301 TOTAL | 67,500 | 1,50,000 | 1,48,500 | 1,50,000 | | DP01.301 TOTAL | 67,500 | 1,50,000 | 1,48,500 | 1,50,000 |
| DR01.306 | <i>Caution Maoney Deposit</i> | | | | | DP01.306 | <i>Caution Maoney Deposit</i> | | | | |
| DR01.306.001 | [2171] Caution Money Deposit(refund) | 8,000 | 10,000 | 9,900 | 10,000 | DP01.306.001 | [5320] Refund Of Deposit | 8,000 | 10,000 | 9,900 | 10,000 |
| | DR01.306 TOTAL | 8,000 | 10,000 | 9,900 | 10,000 | | DP01.306 TOTAL | 8,000 | 10,000 | 9,900 | 10,000 |
| | DR01 TOTAL | 75,500 | 1,60,000 | 1,58,400 | 1,60,000 | | DP01 TOTAL | 75,500 | 1,60,000 | 1,58,400 | 1,60,000 |
| | Sector D TOTAL | 75,500 | 1,60,000 | 1,58,400 | 1,60,000 | | Sector D TOTAL | 75,500 | 1,60,000 | 1,58,400 | 1,60,000 |
| | 0004 Aided Total | 2,05,67,556 | 2,44,90,200 | 1,82,69,729 | 2,14,27,590 | | 0004 Aided Total | 1,99,09,840 | 2,13,63,000 | 1,69,62,534 | 1,82,41,880 |

0005 - Leelabai Thackersey College of Nursing, UG Churchgate, Mumbai (Aided)

(Old Aided Code : 0231)

| RECEIPTS | | | | | | EXPENDITURE | | | | | |
|----------|---|---|------------------------------------|---|------------------------------------|--------------|---|---|------------------------------------|---|------------------------------------|
| ALIAS | PARTICULARS | Unaudited Figures For Year 2016 - 2017 | Budget Estimates 2017 - 2018 | Revised Budget Estimates 2017 - 2018 | Budget Estimates 2018 - 2019 | ALIAS | PARTICULARS | Unaudited Figures For Year 2016 - 2017 | Budget Estimates 2017 - 2018 | Revised Budget Estimates 2017 - 2018 | Budget Estimates 2018 - 2019 |
| Sector A | Capital And Revenue Receipt / Expenditure Budget | | | | | Sector A | Capital And Revenue Receipt / Expenditure Budget | | | | |
| | | | | | | AP01 | Land & Building | | | | |
| | | | | | | AP01.102 | Major Repairs & Renovation | | | | |
| | | | | | | AP01.102.005 | [3015] Major Repairs & Renovation | | 50,000 | 50,000 | 50,000 |
| | | | | | | | AP01.102 TOTAL | | 50,000 | 50,000 | 50,000 |
| | | | | | | | AP01 TOTAL | | 50,000 | 50,000 | 50,000 |
| | | | | | | AP02 | Plant & Machinery | | | | |
| | | | | | | AP02.101 | Purchase Of Plant & Machinery | | | | |
| | | | | | | AP02.101.001 | [3035] Purchase Of Suction Machine & New Bed | | | | |
| | | | | | | | AP02.101 TOTAL | | | | |
| | | | | | | | AP02 TOTAL | | | | |
| | | | | | | AP03 | Furniture & Fixtures | | | | |
| | | | | | | AP03.101 | Purchase Of Furniture & Fixtures | | | | |
| | | | | | | AP03.101.001 | [3065] Purchase Of Furniture | 5,000 | 25,000 | 50,000 | 1,00,000 |
| | | | | | | AP03.101.006 | [3060] Computer Lab Creation | | | | |
| | | | | | | | AP03.101 TOTAL | 5,000 | 25,000 | 50,000 | 1,00,000 |
| | | | | | | AP03.102 | Major Repairs To Furniture & Fixtures | | | | |
| | | | | | | AP03.102.001 | [3075] Major Repairs To Furniture & Fixtures | 7,000 | 25,000 | | 60,000 |
| | | | | | | | AP03.102 TOTAL | 7,000 | 25,000 | | 60,000 |
| | | | | | | | AP03 TOTAL | 12,000 | 50,000 | 50,000 | 1,60,000 |
| | | | | | | AP04 | Equipments | | | | |
| | | | | | | AP04.101 | Purchase Of Equipments | | | | |
| | | | | | | AP04.101.003 | [3087] Purchase Of Equipment | 15,000 | 30,000 | | 50,000 |
| | | | | | | AP04.101.011 | [3095] Purchase Of Xerox Machine | | 70,000 | 60,000 | |
| | | | | | | AP04.101.015 | [3099] Purchase Of Water Cooler | | | | |
| | | | | | | AP04.101.018 | [3102] Purchase Of Vaccum Cleaner | | | | |
| | | | | | | AP04.101.020 | [3104] Purchase Of Lab Equipments | | 2,00,000 | 2,50,000 | 3,00,000 |
| | | | | | | AP04.101.024 | [3108] Purchase Of Fax Machine | | | | |
| | | | | | | AP04.101.025 | [3109] Purchase Of Water Purifier | | | | |
| | | | | | | | AP04.101 TOTAL | 15,000 | 3,00,000 | 3,10,000 | 3,50,000 |
| | | | | | | | AP04 TOTAL | 15,000 | 3,00,000 | 3,10,000 | 3,50,000 |

| RECEIPTS | | | | | | EXPENDITURE | | | | | |
|--------------|--|--|------------------------------|--------------------------------------|------------------------------|--------------|---|--|------------------------------|--------------------------------------|------------------------------|
| ALIAS | PARTICULARS | Unaudited Figures For Year 2016 - 2017 | Budget Estimates 2017 - 2018 | Revised Budget Estimates 2017 - 2018 | Budget Estimates 2018 - 2019 | ALIAS | PARTICULARS | Unaudited Figures For Year 2016 - 2017 | Budget Estimates 2017 - 2018 | Revised Budget Estimates 2017 - 2018 | Budget Estimates 2018 - 2019 |
| | | | | | | AP05 | Electrical Installation Work | | | | |
| | | | | | | AP05.102 | Major Repairs To Electrical Installation | | | | |
| | | | | | | AP05.102.002 | [3132] Major Repairs To Electrical Installation | | 15,000 | 5,000 | 10,000 |
| | | | | | | | AP05.102 TOTAL | | 15,000 | 5,000 | 10,000 |
| | | | | | | | AP05 TOTAL | | 15,000 | 5,000 | 10,000 |
| | | | | | | AP06 | Vehicles | | | | |
| | | | | | | AP06.101 | Purchase Of New Vehicle | | | | |
| | | | | | | AP06.101.001 | [3140] Purchase Of New Vehicle | | | | |
| | | | | | | | AP06.101 TOTAL | | | | |
| | | | | | | AP06.102 | Major Repairs To Vehicles | | | | |
| | | | | | | AP06.102.001 | [3150] Repairs To Vehicles | 5,000 | 20,000 | 20,000 | 50,000 |
| | | | | | | | AP06.102 TOTAL | 5,000 | 20,000 | 20,000 | 50,000 |
| | | | | | | | AP06 TOTAL | 5,000 | 20,000 | 20,000 | 50,000 |
| | | | | | | AP07 | Books & Journals | | | | |
| | | | | | | AP07.101 | Purchase Of Books & Journals | | | | |
| | | | | | | AP07.101.001 | [3155] Purchase Of Books & Journals | | 25,000 | 10,000 | 20,000 |
| | | | | | | | AP07.101 TOTAL | | 25,000 | 10,000 | 20,000 |
| | | | | | | | AP07 TOTAL | | 25,000 | 10,000 | 20,000 |
| | | | | | | AP08 | Software & Development | | | | |
| | | | | | | AP08.101 | Purchase Of Software | | | | |
| | | | | | | AP08.101.008 | [3177] Purchase Of Software - Antivirus | 10,000 | 25,000 | 7,000 | 10,000 |
| | | | | | | | AP08.101 TOTAL | 10,000 | 25,000 | 7,000 | 10,000 |
| | | | | | | AP08.102 | Software Development | | | | |
| | | | | | | AP08.102.001 | [3185] Software Development (AP08.102) | | 20,000 | 5,000 | 10,000 |
| | | | | | | | AP08.102 TOTAL | | 20,000 | 5,000 | 10,000 |
| | | | | | | | AP08 TOTAL | 10,000 | 45,000 | 12,000 | 20,000 |
| AR10 | Other Development Receipts | | | | | | | | | | |
| AR10.101 | Development Fees | | | | | | | | | | |
| AR10.101.001 | [0111] Development Fees From Student - Institute Share | 53,750 | 24,000 | 19,000 | 22,500 | | | | | | |
| | [0112] Development Fees From Student-University Share | 24,000 | 24,000 | 19,000 | 22,500 | | | | | | |
| | [0113] Development Fee | 48,000 | 48,000 | 38,000 | 45,000 | | | | | | |
| | AR10.101 TOTAL | 53,750 | 24,000 | 19,000 | 22,500 | | | | | | |
| | AR10 TOTAL | 53,750 | 24,000 | 19,000 | 22,500 | | | | | | |

| RECEIPTS | | | | | | EXPENDITURE | | | | | |
|--------------|--|--|------------------------------|--------------------------------------|------------------------------|--------------|--|--|------------------------------|--------------------------------------|------------------------------|
| ALIAS | PARTICULARS | Unaudited Figures For Year 2016 - 2017 | Budget Estimates 2017 - 2018 | Revised Budget Estimates 2017 - 2018 | Budget Estimates 2018 - 2019 | ALIAS | PARTICULARS | Unaudited Figures For Year 2016 - 2017 | Budget Estimates 2017 - 2018 | Revised Budget Estimates 2017 - 2018 | Budget Estimates 2018 - 2019 |
| | | | | | | AP11 | Expenditure From Endowment & Special Fund | | | | |
| | | | | | | AP11.101 | Corpus Fund | | | | |
| | | | | | | AP11.101.004 | [3833] Trf To Corpus Fund | | | | |
| | | | | | | | AP11.101 TOTAL | | | | |
| | | | | | | | AP11 TOTAL | | | | |
| AR21 | Fees From Students & Colleges | | | | | AP21 | Academic & Activity Expenses | | | | |
| AR21.201 | Academic Receipts - University | | | | | AP21.201 | Academic Expenses | | | | |
| AR21.201.025 | [0208] Alumni Fees Net | 21,700 | | | | AP21.201.001 | [3325] Admission Expenses | 5,000 | 5,000 | | 5,000 |
| | [6370] Alumni Fee - Gross | 18,400 | 18,400 | 15,200 | 18,000 | AP21.201.005 | [3329] Laboratory Expenses | 17,696 | 5,000 | | 5,000 |
| | [6371] Less : 100 % Transfer To University | 18,400 | 18,400 | 15,200 | 18,000 | AP21.201.006 | [3330] Souvenir | 35,428 | | | |
| AR21.201.027 | [0210] Centenary Fees Net | 21,700 | | | | AP21.201.011 | [3335] Prospectus Expenses | 15,000 | 15,000 | 10,000 | 15,000 |
| | [6372] Centenary Fees - Gross | 18,200 | 20,000 | 15,200 | | AP21.201.012 | [3336] Forms Expenses | 5,000 | 1,000 | | 2,000 |
| | [6373] Less :100 % Transfer To Univaersity | 18,200 | 20,000 | 15,200 | | AP21.201.013 | [3337] Syllabus Expenses | | | 20,000 | 30,000 |
| AR21.201.028 | [0211] Subject Association Fee Net | 5,400 | | | | AP21.201.016 | [3340] Identity Card Expenses | | 3,000 | | 2,000 |
| | [6374] Subject Association Fees - Gross | 9,500 | 9,500 | | | AP21.201.017 | [3341] Annual Affiliation Fee | | | 1,00,000 | 50,000 |
| | [6375] Less : 100 % Transfer To University | 9,500 | 9,500 | | | AP21.201.025 | [3349] Inspection Fees | | 30,000 | 20,000 | 20,000 |
| AR21.201.029 | [0212] Calandar Fee Net | 6,450 | | | | | | | | | |
| | [6376] Calender Fees -Gross | 6,500 | | | | | | | | | |
| | [6377] Less 100% Transfer To University | | | | | | | | | | |
| | AR21.201 TOTAL | 55,250 | | | | | AP21.201 TOTAL | 78,124 | 89,000 | 1,50,000 | 1,29,000 |
| AR21.202 | Academic Receipts -Institution | | | | | AP21.202 | Activity Expenses | | | | |
| AR21.202.001 | [0220] Admission Fee | 42,550 | 40,000 | 30,000 | 30,000 | AP21.202.001 | [3355] Gymkhana Expenses | 1,07,919 | 80,000 | 94,000 | 1,00,000 |
| AR21.202.002 | [0221] Tution Fee | 2,57,200 | 2,10,000 | 1,76,000 | 1,88,000 | AP21.202.002 | [3356] Training Programme For Staff | 2,920 | 10,000 | 15,000 | 15,000 |
| AR21.202.003 | [0222] Computer Training Fee | 2,700 | 8,000 | 9,700 | 9,700 | AP21.202.003 | [3357] Computer Training Expenses | 37,000 | 40,000 | 45,000 | 45,000 |
| AR21.202.004 | [0223] Identity Card Fee | 7,525 | 7,000 | 6,000 | 6,000 | AP21.202.004 | [3358] International Collaborations | 800 | 5,000 | | |
| | [0224] Diary Fee - Gross | 9,000 | | 8,000 | | AP21.202.005 | [3359] Disaster Management Expenses | | | | |
| | [0225] Diary Fee - Less : 100% Transfer To University | | | | | AP21.202.006 | [3360] Computer Lab Expenses | 1,000 | 2,000 | | |
| AR21.202.005 | [0226] Diary Fee - Net | 10,750 | | | | AP21.202.011 | [3365] Educational Tour Expenses | 2,000 | 5,000 | 20,000 | 20,000 |
| | [0227] E-Suvidha Fee - Gross | 9,000 | 10,000 | 8,000 | 9,000 | AP21.202.012 | [3366] Field Visit Expenses | 2,000 | 2,000 | | |
| | [0228] E-Suvidha - Less : 100% Transfer To University | 9,000 | 10,000 | 8,000 | 9,000 | AP21.202.013 | [3367] Phd Expenses | | | | |
| AR21.202.006 | [0229] E-Suvidha - Net | 10,750 | | | | AP21.202.017 | [3371] Aptitude Expenses | | 5,000 | | |
| | [0230] Students Welfare Fee - Gross | 13,000 | 14,000 | 14,000 | 14,000 | AP21.202.018 | [3372] Transcript Charge Expenses | | | | |
| | [0231] Students Welfare Fee -Less : Transfer To University | 13,000 | 14,000 | 14,000 | 14,000 | AP21.202.029 | [3383] Material For Daily Practices Expenses | 21,095 | 30,000 | 32,000 | 35,000 |
| AR21.202.007 | [0232] Students Welfare Fee - Net | 16,125 | | | | AP21.202.030 | [3384] Binding Charges | 3,680 | 10,000 | 4,000 | 5,000 |
| | [0233] Medical Fee - Gross | 6,000 | 7,000 | 6,000 | 6,500 | AP21.202.037 | [3390] Department Activity Expenses | 46,775 | 30,000 | 16,000 | 20,000 |

| RECEIPTS | | | | | | EXPENDITURE | | | | | |
|--------------|--|--|------------------------------|--------------------------------------|------------------------------|--------------|---------------------------------|--|------------------------------|--------------------------------------|------------------------------|
| ALIAS | PARTICULARS | Unaudited Figures For Year 2016 - 2017 | Budget Estimates 2017 - 2018 | Revised Budget Estimates 2017 - 2018 | Budget Estimates 2018 - 2019 | ALIAS | PARTICULARS | Unaudited Figures For Year 2016 - 2017 | Budget Estimates 2017 - 2018 | Revised Budget Estimates 2017 - 2018 | Budget Estimates 2018 - 2019 |
| AR21.202.008 | [0234] Medical Fee-Less : Transfer To University | 6,000 | 7,000 | 6,000 | 6,500 | AP21.202.038 | [3391] Guest Lecture | | | | |
| | [0235] Medical Fee - Net | 7,525 | | | | AP21.202.039 | [3392] Naac Expenses | | 2,000 | | |
| | [0236] Sports Fee - Gross | 9,000 | 10,000 | 9,000 | 9,000 | AP21.202.044 | [3397] Community Health Nursing | 40,546 | 60,000 | 40,000 | 50,000 |
| AR21.202.009 | [0237] Sports Fee -Less : Transfer To University | 9,000 | 10,000 | 9,000 | 9,000 | AP21.202.080 | [3433] Candle Light Expenses | 46,750 | 1,30,000 | 1,25,000 | 1,30,000 |
| | [0238] Sports Fee - Net | 12,500 | | | | | | | | | |
| | [0239] Disaster Management Fee - Gross | 2,000 | 2,000 | 2,000 | 2,000 | | | | | | |
| AR21.202.010 | [0240] Disaster Management Fee -Less : 100% Transfer To University | 2,000 | | 2,000 | 2,000 | | | | | | |
| | [0241] Disaster Management Fee - Net | 1,100 | | | | | | | | | |
| | [0242] Ashwamedh/ Avishkar/ Indradhanushya Fee - Gross | 6,000 | 6,000 | 5,000 | 5,000 | | | | | | |
| AR21.202.011 | [0243] Ashwamedh/ Avishkar/ Indradhanushya Fee -Less : 100% Transfer To University | 6,000 | 6,000 | 5,000 | 5,000 | | | | | | |
| | [0244] Ashwamedh/ Avishkar/ Indradhanushya Fee - Net | 3,300 | | | | | | | | | |
| | [0245] Eligibility Fee -Gross | 12,700 | 13,000 | 15,000 | 15,000 | | | | | | |
| AR21.202.012 | [0246] Eligibility Fee -Less : 100% Transfer To University | 12,700 | 13,000 | 15,000 | 15,000 | | | | | | |
| | [0247] Eligibility Fee -Net | 17,085 | | | | | | | | | |
| | [0248] Enrolment Fee - Gross | 6,300 | 6,000 | 7,000 | 7,000 | | | | | | |
| AR21.202.013 | [0249] Enrolment Fee - Less : 100% Transfer To University | 6,300 | 6,000 | 7,000 | 7,000 | | | | | | |
| | [0250] Enrolment Fee - Net | 9,435 | | | | | | | | | |
| | [0251] Examinations - Gross | 2,06,000 | 2,10,000 | 2,09,000 | 2,09,000 | | | | | | |
| AR21.202.014 | [0252] Examinations -Less :Transfer To University | 31,000 | 32,000 | 35,000 | 35,000 | | | | | | |
| | [0253] Examinations Fee- Net | 4,72,200 | | | | | | | | | |
| | [0254] Practical Examination Fees - Gross | 1,54,500 | 1,55,000 | 1,54,000 | 1,54,000 | | | | | | |
| AR21.202.015 | [6300] Practical Examinations Fee-Less : Transfer To University | | | | | | | | | | |
| | [6301] Practical Examinations Fee - Net | 3,37,348 | 1,55,000 | 1,54,000 | 1,54,000 | | | | | | |
| | [6302] Other Examination Fee - Gross | | | | | | | | | | |
| AR21.202.016 | [6303] Other Examinations Fee - Net | 2,96,000 | | | | | | | | | |
| | [6304] Convocation Fee - Gross | 550 | 17,000 | 17,000 | 17,000 | | | | | | |
| | [6305] Convocation Fee -Less : 100% Transfer To University | 17,425 | 17,000 | 17,000 | 17,000 | | | | | | |
| AR21.202.017 | [6306] Convocation Fee - Net | 21,825 | | | | | | | | | |
| | [6307] Library Fee - Gross | 1,03,000 | 1,03,000 | 88,000 | 88,000 | | | | | | |
| | [6308] Library Fee -Less : 100% Transfer To University Library | 1,03,000 | 1,03,000 | 88,000 | 88,000 | | | | | | |

| RECEIPTS | | | | | | EXPENDITURE | | | | | |
|--------------|---|---|------------------------------------|---|------------------------------------|--------------|--|---|------------------------------------|---|------------------------------------|
| ALIAS | PARTICULARS | Unaudited Figures For Year 2016 - 2017 | Budget Estimates 2017 - 2018 | Revised Budget Estimates 2017 - 2018 | Budget Estimates 2018 - 2019 | ALIAS | PARTICULARS | Unaudited Figures For Year 2016 - 2017 | Budget Estimates 2017 - 2018 | Revised Budget Estimates 2017 - 2018 | Budget Estimates 2018 - 2019 |
| AR21.202.018 | [6309] Library Fee - Net | 1,23,200 | | | | | | | | | |
| AR21.202.037 | [6341] MIS Fees | | | 49,000 | 50,000 | | | | | | |
| | AR21.202 TOTAL | 16,49,118 | 4,20,000 | 4,24,700 | 4,37,700 | | AP21.202 TOTAL | 3,12,485 | 4,11,000 | 3,91,000 | 4,20,000 |
| AR21.203 | Activity Fees | | | | | AP21.203 | Examination Expenses | | | | |
| AR21.203.001 | [0260] Gymkhana Fee | 57,500 | 80,000 | 51,000 | 51,000 | AP21.203.001 | [3470] Printing | 5,000 | 15,000 | 14,000 | 15,000 |
| AR21.203.002 | [0261] Laboratory Fee | 2,32,000 | 2,10,000 | 1,76,000 | 1,76,000 | AP21.203.002 | [3471] Stationery | 1,250 | 10,000 | 5,000 | 5,000 |
| AR21.203.005 | [0264] Placement Fee | | | | | AP21.203.003 | [3472] Printing Of Answer Books | 15,000 | 20,000 | 15,000 | 15,000 |
| AR21.203.007 | [0266] Ph. D. Fee | 1,01,100 | | | | AP21.203.004 | [3473] Printing Of Question Papers | | | | |
| AR21.203.008 | [0267] M. Phil Fees | | | | | AP21.203.005 | [3474] Ph.D Remuneration Expenses | 5,000 | 10,000 | | |
| AR21.203.009 | [0268] Dissertation Fee | 11,800 | 12,000 | 11,000 | 11,000 | AP21.203.006 | [3475] Examination Remuneration | | 15,000 | 37,000 | 40,000 |
| AR21.203.010 | [0269] University Publication | | | | | AP21.203.010 | [3479] Post & Courier Charges | 33,190 | | | |
| AR21.203.011 | [0270] Art & Craft Fee | | | | | AP21.203.011 | [3480] Travelling Expenses For Exam. | 990 | 5,000 | 3,000 | 4,000 |
| AR21.203.012 | [0271] Registration Fee | | | | | AP21.203.012 | [3481] Admission Test Expenses | 3,277 | | | |
| AR21.203.013 | [0272] Guest Student Fee | | | | | AP21.203.015 | [3484] Practical Examination | 4,312 | 5,000 | 5,000 | 5,000 |
| AR21.203.014 | [0273] Special Fee | 35,90,050 | 29,22,000 | 24,60,000 | 24,60,000 | AP21.203.018 | [3487] Other Contingent Expenses | | | | |
| AR21.203.096 | [0355] Insurance Fees | 4,620 | 4,000 | 4,000 | 4,000 | | | | | | |
| | AR21.203 TOTAL | 39,97,070 | 32,28,000 | 27,02,000 | 27,02,000 | | AP21.203 TOTAL | 68,019 | 80,000 | 79,000 | 84,000 |
| | | | | | | AP21.204 | Refund Of Fees | | | | |
| | | | | | | AP21.204.001 | [3500] Refund Of Course Fees | | 20,000 | | 20,000 |
| | | | | | | AP21.204.002 | [3501] Refund Of Other Fees | | | | |
| | | | | | | | AP21.204 TOTAL | | 20,000 | | 20,000 |
| | | | | | | AP21.205 | Scholarships, Fellowships & Incidental Expenses | | | | |
| | | | | | | AP21.205.006 | [3510] Other Scholarship | 40,000 | 40,000 | 40,000 | 40,000 |
| | | | | | | | AP21.205 TOTAL | 40,000 | 40,000 | 40,000 | 40,000 |
| | | | | | | AP21.206 | Seminars & Conferences | | | | |
| | | | | | | AP21.206.002 | [3516] Stationery | 5,000 | 10,000 | 2,000 | 5,000 |
| | | | | | | AP21.206.004 | [3518] Memorial Lectures | 3,000 | 10,000 | 5,000 | 5,000 |
| | | | | | | AP21.206.006 | [3520] Travelling Expenses | 4,948 | 7,000 | 3,000 | 5,000 |
| | | | | | | AP21.206.007 | [3521] Books & Journals | | | | |
| | | | | | | | AP21.206 TOTAL | 12,948 | 27,000 | 10,000 | 15,000 |
| AR21.207 | Other Fee | | | | | | | | | | |
| AR21.207.001 | [0411] Aptitude Fee | | | | | | | | | | |
| AR21.207.002 | [0412] Fine/ Miscellaneous Fee | 65,100 | 70,000 | 400 | 500 | | | | | | |
| AR21.207.003 | [0413] Magazine Fee | 68,000 | 52,000 | 44,000 | 44,000 | | | | | | |
| AR21.207.004 | [0414] Co Curricular Fee | 6,700 | | | | | | | | | |
| AR21.207.005 | [0415] Transportation Fee | | | | | | | | | | |
| AR21.207.006 | [0416] Annual Field Work/ Educational/ Industrial Visit Fee | 1,50,300 | 1,15,000 | 97,000 | 97,000 | | | | | | |

| RECEIPTS | | | | | | EXPENDITURE | | | | | |
|--------------|-----------------------------------|---|------------------------------------|---|------------------------------------|--------------|---|---|------------------------------------|---|------------------------------------|
| ALIAS | PARTICULARS | Unaudited Figures For Year 2016 - 2017 | Budget Estimates 2017 - 2018 | Revised Budget Estimates 2017 - 2018 | Budget Estimates 2018 - 2019 | ALIAS | PARTICULARS | Unaudited Figures For Year 2016 - 2017 | Budget Estimates 2017 - 2018 | Revised Budget Estimates 2017 - 2018 | Budget Estimates 2018 - 2019 |
| AR21.207.007 | [0417] Project Fee | | | | | | | | | | |
| AR21.207.008 | [0418] Authentn. Of Degree | | | | | | | | | | |
| AR21.207.009 | [0419] Transcript Charge (Income) | 1,19,100 | 1,00,000 | | | | | | | | |
| | AR21.207 TOTAL | 4,09,200 | 3,37,000 | 1,41,400 | 1,41,500 | | | | | | |
| | | | | | | AP21.209 | Students' Welfare , Sports & Cultural Activvities Expenses | | | | |
| | | | | | | AP21.209.001 | [3550] Annual Social /Cultural | 13,000 | 55,000 | 60,000 | 60,000 |
| | | | | | | AP21.209.004 | [3553] Avishkar Expenses | | 2,000 | | |
| | | | | | | AP21.209.009 | [3558] Medical Check Up Expenses | | 5,000 | | 5,000 |
| | | | | | | AP21.209.013 | [3562] Workshops & Seminars Expenses | 1,27,663 | 1,00,000 | 36,000 | 35,000 |
| | | | | | | | AP21.209 TOTAL | 1,40,663 | 1,62,000 | 96,000 | 1,00,000 |
| | AR21 TOTAL | 61,10,638 | 39,85,000 | 32,68,100 | 32,81,200 | | AP21 TOTAL | 6,52,239 | 8,29,000 | 7,66,000 | 8,08,000 |
| | | | | | | AP22 | Administrative & General Expenses | | | | |
| | | | | | | AP22.201 | Administrative Expenses | | | | |
| | | | | | | AP22.201.001 | [3601] Advertisement And Publicity | 50,535 | 30,000 | 27,000 | 30,000 |
| | | | | | | AP22.201.002 | [3602] Printing | 46,481 | 20,000 | 10,000 | 20,000 |
| | | | | | | AP22.201.003 | [3603] Stationery | 70,488 | 55,000 | 28,000 | 25,000 |
| | | | | | | AP22.201.004 | [3604] Paper For Printing | | | | |
| | | | | | | AP22.201.005 | [3605] Xeroxing Charges | 12,879 | 10,000 | 16,000 | 15,000 |
| | | | | | | AP22.201.006 | [3606] Electricity And Power | 610 | 2,000 | 500 | 500 |
| | | | | | | AP22.201.007 | [3607] Telephone And Internet Charges | 29,626 | 20,000 | 16,000 | 15,000 |
| | | | | | | AP22.201.008 | [3608] Postage , Telegram & Courier Charges | 32,766 | 40,000 | 70,000 | 50,000 |
| | | | | | | AP22.201.009 | [3609] Legal Charges | 2,100 | 5,000 | 5,000 | 5,000 |
| | | | | | | AP22.201.010 | [3610] Professional Charges | 10,000 | 20,000 | 5,000 | 10,000 |
| | | | | | | AP22.201.011 | [3611] Meeting Expenses | 3,000 | 5,000 | 5,000 | 5,000 |
| | | | | | | AP22.201.012 | [3612] Membership / Subscription Expenses | | 5,000 | | |
| | | | | | | AP22.201.014 | [3614] News Paper, Periodicals (Magaziens & Journals) | | 5,000 | 5,000 | 5,000 |
| | | | | | | AP22.201.015 | [3615] Uniform To Peons | 160 | 30,000 | 9,000 | 5,000 |
| | | | | | | AP22.201.016 | [3616] Sanitary Materials | 4,647 | 20,000 | 6,000 | 5,000 |
| | | | | | | AP22.201.017 | [3617] Garden Expenditure | 2,000 | 3,000 | 1,000 | 1,000 |
| | | | | | | AP22.201.018 | [3618] Staff Welfare Expenses | | | 25,000 | 25,000 |
| | | | | | | AP22.201.022 | [3622] Bank Charges | 1,387 | 4,000 | 1,500 | 1,000 |
| | | | | | | AP22.201.023 | [3623] Miscellaneous Expenses | 22,039 | 20,000 | 8,000 | 5,000 |
| | | | | | | AP22.201.024 | [3624] Statutory Audit Charges | 20,000 | 20,000 | 20,000 | 20,000 |
| | | | | | | AP22.201.025 | [3625] Internal Audit Charges | 20,000 | 20,000 | 20,000 | 20,000 |
| | | | | | | AP22.201.026 | [3626] Accounts Streamlining Charges | | | | |
| | | | | | | AP22.201.028 | [3628] Outsourcing Account Work | 5,000 | | | |

| RECEIPTS | | | | | | EXPENDITURE | | | | | |
|----------|---------------|---|------------------------------------|---|------------------------------------|--------------|---|---|------------------------------------|---|------------------------------------|
| ALIAS | PARTICULARS | Unaudited Figures For Year 2016 - 2017 | Budget Estimates 2017 - 2018 | Revised Budget Estimates 2017 - 2018 | Budget Estimates 2018 - 2019 | ALIAS | PARTICULARS | Unaudited Figures For Year 2016 - 2017 | Budget Estimates 2017 - 2018 | Revised Budget Estimates 2017 - 2018 | Budget Estimates 2018 - 2019 |
| | | | | | | | AP22.201 TOTAL | 3,33,718 | 3,34,000 | 2,78,000 | 2,62,500 |
| | | | | | | AP22.202 | Travelling And Transportation Expenses | | | | |
| | | | | | | AP22.202.001 | [3645] Ta/Da Expenses Staff | 30 | 5,000 | | 2,000 |
| | | | | | | AP22.202.002 | [3646] Ta/Da Expenses Meeting | 4,875 | 7,000 | | 5,000 |
| | | | | | | AP22.202.003 | [3647] Vehicle Hire Charges | 2,100 | 10,000 | 2,000 | 5,000 |
| | | | | | | AP22.202.004 | [3648] Food Allowance | 2,000 | 3,000 | | 3,000 |
| | | | | | | | AP22.202 TOTAL | 9,005 | 25,000 | 2,000 | 15,000 |
| | | | | | | AP22.203 | Insurance & Taxes | | | | |
| | | | | | | AP22.203.001 | [3655] Insurance | 37,756 | 8,000 | 1,700 | 2,000 |
| | | | | | | AP22.203.002 | [3656] Rates And Taxes | 24,000 | 40,000 | 24,000 | 25,000 |
| | | | | | | | AP22.203 TOTAL | 61,756 | 48,000 | 25,700 | 27,000 |
| | | | | | | AP22.204 | Outsource Services | | | | |
| | | | | | | AP22.204.001 | [3665] House Keeping Services | | 25,000 | 25,000 | 25,000 |
| | | | | | | | AP22.204 TOTAL | | 25,000 | 25,000 | 25,000 |
| | | | | | | AP22.205 | Repairs And Maintenance | | | | |
| | | | | | | AP22.205.001 | [3675] Maintenance Of Office Equipments | 13,107 | 20,000 | 6,500 | 4,000 |
| | | | | | | AP22.205.002 | [3676] Maintenance Of Furniture & Fixture | 40,041 | 30,000 | 2,600 | 3,000 |
| | | | | | | AP22.205.003 | [3677] Maintenance Of Electric Installation | 24,560 | 10,000 | 15,000 | 15,000 |
| | | | | | | AP22.205.004 | [3678] Maintenance Of Hardwares | 57,000 | 40,000 | 37,000 | 35,000 |
| | | | | | | AP22.205.005 | [3679] Maintenance Of Software | 31,500 | 40,000 | 10,000 | 10,000 |
| | | | | | | AP22.205.006 | [3680] Maintenance Of AC | 11,725 | 14,000 | | 5,000 |
| | | | | | | AP22.205.007 | [3681] Maintenance Of Telephone | 2,000 | 5,000 | | 2,000 |
| | | | | | | AP22.205.012 | [3686] Maintenance Of Building | 330 | 5,000 | 1,500 | 4,000 |
| | | | | | | AP22.205.013 | [3687] Maintenance Of Plant & Machinery | 2,000 | 3,000 | | |
| | | | | | | AP22.205.024 | [3698] Repairs Of Vehicles | 34,949 | 35,000 | 33,000 | 30,000 |
| | | | | | | AP22.205.025 | [3699] Vehicle Fuel Charges | 12,173 | | | |
| | | | | | | AP22.205.026 | [3700] Emergency & Unforeseen Repairs | 10,000 | 25,000 | 15,000 | 20,000 |
| | | | | | | AP22.205.030 | [3704] Maintenance Of Computer | | 25,000 | 10,000 | 10,000 |
| | | | | | | | AP22.205 TOTAL | 2,39,385 | 2,52,000 | 1,30,600 | 1,38,000 |
| | | | | | | AP22.206 | Other Expenses | | | | |
| | | | | | | AP22.206.004 | [3713] Hospitality & Sumptuary Expenses | 12,620 | 10,000 | 8,000 | 7,000 |
| | | | | | | | AP22.206 TOTAL | 12,620 | 10,000 | 8,000 | 7,000 |
| | | | | | | AP22.207 | Contribution To Reserve Funds | | | | |
| | | | | | | AP22.207.004 | [3733] Salary Fund | | | | 5,00,000 |
| | | | | | | | AP22.207 TOTAL | | | | 5,00,000 |
| | | | | | | | AP22 TOTAL | 6,56,484 | 6,94,000 | 4,69,300 | 9,74,500 |
| AR31 | Salary Grants | | | | | AP31 | Staff Payments & Benefits | | | | |

| RECEIPTS | | | | | | EXPENDITURE | | | | | |
|--------------|---|--|------------------------------|--------------------------------------|------------------------------|--------------|---|--|------------------------------|--------------------------------------|------------------------------|
| ALIAS | PARTICULARS | Unaudited Figures For Year 2016 - 2017 | Budget Estimates 2017 - 2018 | Revised Budget Estimates 2017 - 2018 | Budget Estimates 2018 - 2019 | ALIAS | PARTICULARS | Unaudited Figures For Year 2016 - 2017 | Budget Estimates 2017 - 2018 | Revised Budget Estimates 2017 - 2018 | Budget Estimates 2018 - 2019 |
| AR31.201 | State Government- Salary Grants (Non Teaching /Teaching Staff Under Sps) | | | | | AP31.201 | Aided Salaries (Teaching Staff Approved Under Sps) | | | | |
| AR31.201.001 | [0485] Salary Grant | 1,44,45,954 | 1,17,00,000 | 1,31,11,000 | 1,31,40,000 | AP31.201.001 | [3750] Pay & Allowances | 90,60,154 | 55,00,000 | 58,18,000 | 60,00,000 |
| AR31.201.002 | [0486] Arrears Of Salary Grants | 3,28,388 | 3,50,000 | 3,57,000 | 3,60,000 | | | | | | |
| | AR31.201 TOTAL | 1,47,74,342 | 1,20,50,000 | 1,34,68,000 | 1,35,00,000 | | AP31.201 TOTAL | 90,60,154 | 55,00,000 | 58,18,000 | 60,00,000 |
| | | | | | | AP31.202 | Aided Non Teaching | | | | |
| | | | | | | AP31.202.001 | [3760] Pay & Allowances | 22,48,329 | 62,00,000 | 76,50,000 | 75,00,000 |
| | | | | | | | AP31.202 TOTAL | 22,48,329 | 62,00,000 | 76,50,000 | 75,00,000 |
| | | | | | | AP31.204 | Unaided Salaries (Teaching Staff) | | | | |
| | | | | | | AP31.204.001 | [3780] Pay & Allowances | 16,93,859 | 17,00,000 | 9,49,000 | 10,00,000 |
| | | | | | | AP31.204.006 | [3785] Visiting Faculty Teaching | 2,50,500 | 1,30,000 | 11,000 | 12,000 |
| | | | | | | | AP31.204 TOTAL | 19,44,359 | 18,30,000 | 9,60,000 | 10,12,000 |
| | | | | | | AP31.205 | Un Aided Non Teaching | | | | |
| | | | | | | AP31.205.001 | [3793] Pay & Allowances | 12,000 | 2,20,000 | 2,88,000 | 3,00,000 |
| | | | | | | AP31.205.007 | [3806] Overtime | 1,64,000 | 1,70,000 | | |
| | | | | | | | AP31.205 TOTAL | 1,76,000 | 3,90,000 | 2,88,000 | 3,00,000 |
| | AR31 TOTAL | 1,47,74,342 | 1,20,50,000 | 1,34,68,000 | 1,35,00,000 | | AP31 TOTAL | 1,34,28,842 | 1,39,20,000 | 1,47,16,000 | 1,48,12,000 |
| AR32 | Other Income | | | | | | | | | | |
| AR32.202 | Interest On Saving Accounts | | | | | | | | | | |
| AR32.202.001 | [0520] Interest On Saving Bank Account | 1,74,516 | 1,74,000 | 2,62,000 | 2,62,000 | | | | | | |
| | AR32.202 TOTAL | 1,74,516 | 1,74,000 | 2,62,000 | 2,62,000 | | | | | | |
| AR32.208 | Miscellaneous Receipts | | | | | | | | | | |
| AR32.208.021 | [0580] Income Vehicle | | | | | | | | | | |
| | AR32.208 TOTAL | | | | | | | | | | |
| | AR32 TOTAL | 1,74,516 | 1,74,000 | 2,62,000 | 2,62,000 | | | | | | |
| AR33 | Income From Investments | | | | | | | | | | |
| AR33.202 | Investment From University Fund | | | | | | | | | | |
| AR33.202.007 | [0627] Interest On Term Deposits With Bank | 70,000 | 1,00,000 | 2,50,000 | 3,50,000 | | | | | | |
| | AR33.202 TOTAL | 70,000 | 1,00,000 | 2,50,000 | 3,50,000 | | | | | | |
| | AR33 TOTAL | 70,000 | 1,00,000 | 2,50,000 | 3,50,000 | | | | | | |
| AR34 | Sale Of Publications | | | | | | | | | | |
| AR34.202 | Sale Of Syllabus | | | | | | | | | | |
| AR34.202.001 | [0640] Sale Of Syllabus | 600 | 4,000 | 1,000 | 2,000 | | | | | | |
| | AR34.202 TOTAL | 600 | 4,000 | 1,000 | 2,000 | | | | | | |
| AR34.203 | Sale Of Prospectus & Admission Forms | | | | | | | | | | |
| AR34.203.001 | [0645] Sale Of Prospectus & Admission Forms | 1,08,325 | 1,05,000 | 85,000 | 85,000 | | | | | | |

| RECEIPTS | | | | | | EXPENDITURE | | | | | |
|--------------|---|--|------------------------------|--------------------------------------|------------------------------|--------------|---|--|------------------------------|--------------------------------------|------------------------------|
| ALIAS | PARTICULARS | Unaudited Figures For Year 2016 - 2017 | Budget Estimates 2017 - 2018 | Revised Budget Estimates 2017 - 2018 | Budget Estimates 2018 - 2019 | ALIAS | PARTICULARS | Unaudited Figures For Year 2016 - 2017 | Budget Estimates 2017 - 2018 | Revised Budget Estimates 2017 - 2018 | Budget Estimates 2018 - 2019 |
| | AR34.203 TOTAL | 1,08,325 | 1,05,000 | 85,000 | 85,000 | | | | | | |
| | AR34 TOTAL | 1,08,925 | 1,09,000 | 86,000 | 87,000 | | | | | | |
| | Sector A TOTAL | 2,12,92,171 | 1,64,42,000 | 1,73,53,100 | 1,75,02,700 | | Sector A TOTAL | 1,47,79,565 | 1,59,48,000 | 1,64,08,300 | 1,72,54,500 |
| Sector C | Earmarked And Special Funds Budget | | | | | Sector C | Earmarked And Special Funds Budget | | | | |
| CR01 | Corpus Fund | | | | | CP01 | Corpus Fund | | | | |
| CR01.206 | Donations From Students | | | | | CP01.201 | [4981] Investment In Fixed Deposit | | 25,000 | 25,000 | 25,000 |
| CR01.206.001 | [1600] Donations From Students | | 25,000 | 25,000 | 25,000 | | | | | | |
| CR01.206.002 | [1601] Trf Form Revenue | | | | | | | | | | |
| | CR01.206 TOTAL | | 25,000 | 25,000 | 25,000 | | | | | | |
| | CR01 TOTAL | | 25,000 | 25,000 | 25,000 | | CP01 TOTAL | | 25,000 | 25,000 | 25,000 |
| | Sector C TOTAL | | 25,000 | 25,000 | 25,000 | | Sector C TOTAL | | 25,000 | 25,000 | 25,000 |
| Sector D | Deposits And Advances Budget | | | | | Sector D | Deposits And Advances Budget | | | | |
| DR01 | Students Related Deposits | | | | | DP01 | Students Related Deposits | | | | |
| DR01.301 | Library Deposit | | | | | DP01.301 | Library Deposit | | | | |
| DR01.301.001 | [2105] Receipts Of Deposit | 76,500 | 75,000 | 87,000 | 87,000 | DP01.301.001 | [5291] Refund Of Deposit | 76,500 | 75,000 | 87,000 | 87,000 |
| | DR01.301 TOTAL | 76,500 | 75,000 | 87,000 | 87,000 | | DP01.301 TOTAL | 76,500 | 75,000 | 87,000 | 87,000 |
| DR01.306 | Caution Maoney Deposit | | | | | DP01.306 | Caution Maoney Deposit | | | | |
| DR01.306.001 | [2171] Caution Money Deposit(refund) | | | | | DP01.306.001 | [5320] Refund Of Deposit | | | | |
| | DR01.306 TOTAL | | | | | | DP01.306 TOTAL | | | | |
| | DR01 TOTAL | 76,500 | 75,000 | 87,000 | 87,000 | | DP01 TOTAL | 76,500 | 75,000 | 87,000 | 87,000 |
| | Sector D TOTAL | 76,500 | 75,000 | 87,000 | 87,000 | | Sector D TOTAL | 76,500 | 75,000 | 87,000 | 87,000 |
| | 0005 Aided Total | 2,13,68,671 | 1,65,42,000 | 1,74,65,100 | 1,76,14,700 | | 0005 Aided Total | 1,48,56,065 | 1,60,48,000 | 1,65,20,300 | 1,73,66,500 |

0006 - Shree Hansraj Pragji Thakersey School Of Library Science (Aided)

(Old Aided Code : 0229)

| RECEIPTS | | | | | | EXPENDITURE | | | | | |
|--------------|---|---|------------------------------------|---|------------------------------------|--------------|---|---|------------------------------------|---|------------------------------------|
| ALIAS | PARTICULARS | Unaudited Figures For Year 2016 - 2017 | Budget Estimates 2017 - 2018 | Revised Budget Estimates 2017 - 2018 | Budget Estimates 2018 - 2019 | ALIAS | PARTICULARS | Unaudited Figures For Year 2016 - 2017 | Budget Estimates 2017 - 2018 | Revised Budget Estimates 2017 - 2018 | Budget Estimates 2018 - 2019 |
| Sector A | Capital And Revenue Receipt / Expenditure Budget | | | | | Sector A | Capital And Revenue Receipt / Expenditure Budget | | | | |
| | | | | | | AP04 | Equipments | | | | |
| | | | | | | AP04.101 | Purchase Of Equipments | | | | |
| | | | | | | AP04.101.003 | [3087] Purchase Of Equipment | | 65,000 | 75,000 | 65,000 |
| | | | | | | | AP04.101 TOTAL | | 65,000 | 75,000 | 65,000 |
| | | | | | | | AP04 TOTAL | | 65,000 | 75,000 | 65,000 |
| | | | | | | AP09 | Hardware & Peripherals | | | | |
| | | | | | | AP09.101 | Development Exp. | | | | |
| | | | | | | AP09.101.001 | [3200] Purchase Of Computer | 1,28,950 | 1,00,000 | 75,000 | 65,000 |
| | | | | | | | AP09.101 TOTAL | 1,28,950 | 1,00,000 | 75,000 | 65,000 |
| | | | | | | | AP09 TOTAL | 1,28,950 | 1,00,000 | 75,000 | 65,000 |
| AR10 | Other Development Receipts | | | | | | | | | | |
| AR10.101 | Development Fees | | | | | | | | | | |
| AR10.101.001 | [0111] Development Fees From Student - Institute Share | 3,500 | 3,630 | 3,130 | 5,130 | | | | | | |
| | [0112] Development Fees From Student- University Share | 3,500 | 3,630 | 3,130 | 5,130 | | | | | | |
| | AR10.101 TOTAL | 3,500 | 3,630 | 3,130 | 5,130 | | | | | | |
| | AR10 TOTAL | 3,500 | 3,630 | 3,130 | 5,130 | | | | | | |
| AR21 | Fees From Students & Colleges | | | | | AP21 | Academic & Activity Expenses | | | | |
| AR21.201 | Academic Receipts - University | | | | | AP21.201 | Academic Expenses | | | | |
| AR21.201.027 | [0210] Centenary Fees Net | | | | | AP21.201.005 | [3329] Laboratory Expenses | | | | |
| | [6372] Centenary Fees - Gross | 2,500 | | 2,700 | 4,100 | | | | | | |
| | [6373] Less :100 % Transfer To Uniaersity | 2,500 | | 2,700 | | | | | | | |
| AR21.201.029 | [0212] Calandar Fee Net | | | | | | | | | | |
| | [6376] Calender Fees -Gross | 750 | 700 | 810 | | | | | | | |
| | [6377] Less 100% Transfer To University | 750 | 700 | 810 | | | | | | | |
| | AR21.201 TOTAL | | | | | | AP21.201 TOTAL | | | | |
| AR21.202 | Academic Receipts -Institution | | | | | AP21.202 | Activity Expenses | | | | |
| AR21.202.001 | [0220] Admission Fee | 3,220 | 6,670 | 5,980 | 9,430 | AP21.202.001 | [3355] Gymkhana Expenses | 1,000 | 6,000 | 4,000 | 6,000 |
| AR21.202.002 | [0221] Tution Fee | 3,82,000 | 2,00,000 | 2,98,000 | 3,50,000 | AP21.202.002 | [3356] Training Programme For Staff | | | | |
| AR21.202.003 | [0222] Computer Training Fee | 42,000 | 87,000 | 78,000 | 1,23,000 | AP21.202.006 | [3360] Computer Lab Expenses | | | | |
| AR21.202.004 | [0223] Identity Card Fee | 875 | 1,020 | 945 | 1,435 | AP21.202.011 | [3365] Educational Tour Expenses | 13,340 | 20,000 | 12,000 | 15,000 |

| RECEIPTS | | | | | | EXPENDITURE | | | | | |
|--------------|--|--|------------------------------|--------------------------------------|------------------------------|--------------|--|--|------------------------------|--------------------------------------|------------------------------|
| ALIAS | PARTICULARS | Unaudited Figures For Year 2016 - 2017 | Budget Estimates 2017 - 2018 | Revised Budget Estimates 2017 - 2018 | Budget Estimates 2018 - 2019 | ALIAS | PARTICULARS | Unaudited Figures For Year 2016 - 2017 | Budget Estimates 2017 - 2018 | Revised Budget Estimates 2017 - 2018 | Budget Estimates 2018 - 2019 |
| AR21.202.005 | [0224] Diary Fee - Gross | 1,800 | 1,450 | 1,500 | | AP21.202.012 | [3366] Field Visit Expenses | 1,300 | 2,000 | 2,000 | 2,000 |
| | [0225] Diary Fee - Less : 100% Transfer To University | 1,800 | 1,450 | 1,500 | | AP21.202.013 | [3367] Phd Expenses | | 5,000 | 2,000 | 3,000 |
| | [0226] Diary Fee - Net | | | | | AP21.202.019 | [3373] Teaching Aid & Accessories Expenses | | | | |
| AR21.202.006 | [0227] E-Suvidha Fee - Gross | 1,250 | 1,450 | 1,350 | 2,050 | AP21.202.020 | [3374] Internship Expenses | 1,130 | 2,500 | 2,500 | 2,000 |
| | [0228] E-Suvidha - Less : 100% Transfer To University | 1,250 | 1,450 | 1,350 | 2,050 | AP21.202.023 | [3377] Dissertation Expenses | | 1,000 | 500 | 1,000 |
| | [0229] E-Suvidha - Net | | | | | AP21.202.024 | [3378] Project Work Expenses | | 1,500 | | |
| AR21.202.007 | [0230] Students Welfare Fee - Gross | 1,875 | 2,180 | 2,025 | 3,075 | AP21.202.038 | [3391] Guest Lecture | 38,000 | 40,000 | 35,000 | 50,000 |
| | [0231] Students Welfare Fee -Less : Transfer To University | 1,875 | 2,180 | 2,025 | 3,075 | AP21.202.039 | [3392] Naac Expenses | | | | |
| | [0232] Students Welfare Fee - Net | | | | | AP21.202.086 | [3439] Online On Archives Management | | | | |
| AR21.202.008 | [0233] Medical Fee - Gross | 875 | 1,020 | 945 | 1,435 | AP21.202.087 | [3440] Online Course School Children | | | | |
| | [0234] Medical Fee-Less : Transfer To University | 875 | 1,020 | 945 | 1,435 | AP21.202.120 | [7904] National Conference | | | | 1,00,000 |
| | [0235] Medical Fee - Net | | | | | | | | | | |
| AR21.202.009 | [0236] Sports Fee - Gross | 1,400 | 2,900 | 2,600 | 4,100 | | | | | | |
| | [0237] Sports Fee -Less : Transfer To University | 1,400 | 2,900 | 2,600 | 4,100 | | | | | | |
| | [0238] Sports Fee - Net | | | | | | | | | | |
| AR21.202.010 | [0239] Disaster Management Fee - Gross | 250 | 290 | 270 | 410 | | | | | | |
| | [0240] Disaster Management Fee -Less : 100% Transfer To University | 250 | 290 | 270 | 410 | | | | | | |
| | [0241] Disaster Management Fee - Net | | | | | | | | | | |
| AR21.202.011 | [0242] Ashwamedh/ Avishkar/ Indradhanushya Fee - Gross | 750 | 870 | 870 | 1,230 | | | | | | |
| | [0243] Ashwamedh/ Avishkar/ Indradhanushya Fee -Less : 100% Transfer To University | 750 | 870 | 870 | 1,230 | | | | | | |
| | [0244] Ashwamedh/ Avishkar/ Indradhanushya Fee - Net | | | | | | | | | | |
| AR21.202.012 | [0245] Eligibility Fee -Gross | 3,500 | 3,750 | 4,500 | 6,630 | | | | | | |
| | [0246] Eligibility Fee -Less : 100% Transfer To University | 3,500 | 3,750 | 4,500 | 6,630 | | | | | | |
| | [0247] Eligibility Fee -Net | | | | | | | | | | |
| AR21.202.013 | [0248] Enrolment Fee - Gross | 3,500 | 3,750 | 4,500 | 6,630 | | | | | | |
| | [0249] Enrolment Fee - Less : 100% Transfer To University | 3,500 | 3,750 | 4,500 | 6,630 | | | | | | |
| | [0250] Enrolment Fee - Net | | | | | | | | | | |
| AR21.202.014 | [0251] Examinations - Gross | 86,550 | 46,400 | 40,000 | 65,600 | | | | | | |
| | [0252] Examinations -Less :Transfer To University | 86,550 | 46,400 | 40,000 | 65,600 | | | | | | |
| | [0253] Examinations Fee- Net | | | | | | | | | | |

| RECEIPTS | | | | | | EXPENDITURE | | | | | |
|--------------|--|--|------------------------------|--------------------------------------|------------------------------|--------------|--------------------------------------|--|------------------------------|--------------------------------------|------------------------------|
| ALIAS | PARTICULARS | Unaudited Figures For Year 2016 - 2017 | Budget Estimates 2017 - 2018 | Revised Budget Estimates 2017 - 2018 | Budget Estimates 2018 - 2019 | ALIAS | PARTICULARS | Unaudited Figures For Year 2016 - 2017 | Budget Estimates 2017 - 2018 | Revised Budget Estimates 2017 - 2018 | Budget Estimates 2018 - 2019 |
| AR21.202.015 | [0254] Practical Examination Fees - Gross | 18,200 | 10,150 | 17,150 | 14,350 | | | | | | |
| | [6300] Practical Examinations Fee-Less : Transfer To University | 18,200 | 10,150 | 17,150 | 14,350 | | | | | | |
| | [6301] Practical Examinations Fee - Net | | | | | | | | | | |
| AR21.202.017 | [6304] Convocation Fee - Gross | 7,200 | 6,300 | 6,300 | 5,850 | | | | | | |
| | [6305] Convocation Fee -Less : 100% Transfer To University | 7,200 | 6,300 | 6,300 | 5,850 | | | | | | |
| | [6306] Convocation Fee - Net | | | | | | | | | | |
| AR21.202.018 | [6307] Library Fee - Gross | 36,000 | 29,000 | 22,000 | 41,000 | | | | | | |
| | [6308] Library Fee -Less : 100% Transfer To University Library | 36,000 | 29,000 | 22,000 | 41,000 | | | | | | |
| | [6309] Library Fee - Net | | | | | | | | | | |
| AR21.202.023 | [6318] Passing Certificate Fee - Gross | 1,500 | 2,100 | 1,350 | 1,950 | | | | | | |
| | [6319] Passing Certificate Fee -Less : 100% Transfer To University | 1,500 | 2,100 | 1,350 | 1,950 | | | | | | |
| | [6320] Passing Certificate Fee | | | | | | | | | | |
| AR21.202.024 | [6321] Dissertation Fee - Gross | 2,100 | | 3,150 | 4,550 | | | | | | |
| | [6322] Dissertation Fee -Less : 100% Transfer To University | 2,100 | | 3,150 | 4,550 | | | | | | |
| | [6323] Dissertation Fee - Net | | | | | | | | | | |
| AR21.202.026 | [6327] Association Fee - Gross | 1,250 | | 1,350 | 2,050 | | | | | | |
| | [6328] Association Fee -Less : 100% Transfer To Univ | 1,250 | | 1,350 | 2,050 | | | | | | |
| | [6329] Association Fee - Net | | | | | | | | | | |
| | AR21.202 TOTAL | 4,28,095 | 2,94,690 | 3,82,925 | 4,83,865 | | AP21.202 TOTAL | 54,770 | 78,000 | 58,000 | 1,79,000 |
| AR21.203 | Activity Fees | | | | | AP21.203 | Examination Expenses | | | | |
| AR21.203.001 | [0260] Gymkhana Fee | 7,000 | 14,500 | 13,000 | 20,500 | AP21.203.001 | [3470] Printing | | 1,000 | 200 | |
| AR21.203.002 | [0261] Laboratory Fee | 28,000 | 58,000 | 52,000 | 82,000 | AP21.203.002 | [3471] Stationery | | 1,000 | 200 | |
| AR21.203.004 | [0263] Internship Fee | 5,500 | 7,000 | 4,500 | 6,500 | AP21.203.003 | [3472] Printing Of Answer Books | | | | |
| AR21.203.023 | [0282] Department Activity Fee | 50,000 | 18,000 | 18,000 | 18,000 | AP21.203.004 | [3473] Printing Of Question Papers | | 1,000 | 200 | |
| AR21.203.068 | [0327] Annual Miscell Aneous | 3,750 | 4,350 | 4,050 | 6,150 | AP21.203.005 | [3474] Ph.D Remuneration Expenses | | 3,000 | 500 | |
| AR21.203.096 | [0355] Insurance Fees | 550 | 640 | 594 | 902 | AP21.203.006 | [3475] Examination Remuneration | 4,520 | 15,000 | 2,000 | |
| AR21.203.101 | [0360] Online On Archives Management | | 30,000 | | | AP21.203.007 | [3476] Marksheet Expenses | | | | |
| AR21.203.102 | [0361] Online Course School Children | | 30,000 | | | AP21.203.008 | [3477] Convocation Expenses | | | | |
| | | | | | | AP21.203.009 | [3478] Dissertation Expenses | | | | |
| | | | | | | AP21.203.010 | [3479] Post & Courier Charges | | 500 | 100 | |
| | | | | | | AP21.203.011 | [3480] Travelling Expenses For Exam. | | 500 | 100 | |
| | | | | | | AP21.203.012 | [3481] Admission Test Expenses | | 500 | 100 | |
| | | | | | | AP21.203.013 | [3482] Paper Setting | | | | |
| | | | | | | AP21.203.014 | [3483] Evaluation | | | | |

| RECEIPTS | | | | | | EXPENDITURE | | | | | |
|--------------|-----------------------------------|---|------------------------------------|---|------------------------------------|--------------|--|---|------------------------------------|---|------------------------------------|
| ALIAS | PARTICULARS | Unaudited Figures For Year 2016 - 2017 | Budget Estimates 2017 - 2018 | Revised Budget Estimates 2017 - 2018 | Budget Estimates 2018 - 2019 | ALIAS | PARTICULARS | Unaudited Figures For Year 2016 - 2017 | Budget Estimates 2017 - 2018 | Revised Budget Estimates 2017 - 2018 | Budget Estimates 2018 - 2019 |
| | | | | | | AP21.203.015 | [3484] Practical Examination | | 500 | 200 | |
| | | | | | | AP21.203.023 | [3492] Examination Expenses | 3,780 | | | |
| | AR21.203 TOTAL | 94,800 | 1,62,490 | 92,144 | 1,34,052 | | AP21.203 TOTAL | 8,300 | 23,000 | 3,600 | |
| | | | | | | AP21.205 | Scholarships, Fellowships & Incidental Expenses | | | | |
| | | | | | | AP21.205.006 | [3510] Other Scholarship | | | | |
| | | | | | | | AP21.205 TOTAL | | | | |
| AR21.207 | Other Fee | | | | | | | | | | |
| AR21.207.002 | [0412] Fine/ Miscellaneous Fee | | 2,000 | 620 | 2,000 | | | | | | |
| AR21.207.003 | [0413] Magazine Fee | | | | | | | | | | |
| AR21.207.009 | [0419] Transcript Charge (Income) | | 1,000 | 1,400 | 1,400 | | | | | | |
| | AR21.207 TOTAL | | 3,000 | 2,020 | 3,400 | | | | | | |
| | AR21 TOTAL | 5,22,895 | 4,60,180 | 4,77,089 | 6,21,317 | | AP21 TOTAL | 63,070 | 1,01,000 | 61,600 | 1,79,000 |
| | | | | | | AP22 | Administrative & General Expenses | | | | |
| | | | | | | AP22.201 | Administrative Expenses | | | | |
| | | | | | | AP22.201.001 | [3601] Advertisement And Publicity | | 10,000 | 10,000 | 5,000 |
| | | | | | | AP22.201.002 | [3602] Printing | 2,910 | 3,000 | 3,000 | 5,000 |
| | | | | | | AP22.201.003 | [3603] Stationery | 11,430 | 10,000 | 8,000 | 15,000 |
| | | | | | | AP22.201.004 | [3604] Paper For Printing | | | | |
| | | | | | | AP22.201.005 | [3605] Xeroxing Charges | 5,830 | 6,000 | 5,000 | 5,000 |
| | | | | | | AP22.201.006 | [3606] Electricity And Power | 8,000 | 8,000 | 8,000 | 8,000 |
| | | | | | | AP22.201.007 | [3607] Telephone And Internet Charges | | 5,000 | 5,000 | 5,000 |
| | | | | | | AP22.201.008 | [3608] Postage , Telegram & Courier Charges | 590 | 2,000 | 1,000 | 1,000 |
| | | | | | | AP22.201.011 | [3611] Meeting Expenses | | | 5,000 | 10,000 |
| | | | | | | AP22.201.012 | [3612] Membership / Subscription Expenses | | 50,000 | 25,000 | 20,000 |
| | | | | | | AP22.201.018 | [3618] Staff Welfare Expenses | 5,000 | 15,000 | 15,000 | 15,000 |
| | | | | | | AP22.201.022 | [3622] Bank Charges | 150 | 1,000 | 1,000 | 500 |
| | | | | | | AP22.201.023 | [3623] Miscellaneous Expenses | 2,790 | 10,000 | 5,000 | 8,000 |
| | | | | | | AP22.201.024 | [3624] Statutory Audit Charges | 10,000 | 10,000 | 10,000 | 10,000 |
| | | | | | | AP22.201.025 | [3625] Internal Audit Charges | 10,000 | 10,000 | 10,000 | 10,000 |
| | | | | | | AP22.201.029 | [3629] Seminar & Workshop Expenses | | 25,000 | 20,000 | 20,000 |
| | | | | | | AP22.201.033 | [3633] Computer Consumable Expenses | 2,350 | 5,000 | 15,000 | 15,000 |
| | | | | | | AP22.201.041 | [3641] Video Shooting Charges | | 5,000 | 5,000 | 5,000 |
| | | | | | | | AP22.201 TOTAL | 59,050 | 1,75,000 | 1,51,000 | 1,57,500 |
| | | | | | | AP22.202 | Travelling And Transportation Expenses | | | | |
| | | | | | | AP22.202.001 | [3645] Ta/Da Expenses Staff | 10,260 | 15,000 | 12,000 | 12,000 |
| | | | | | | AP22.202.002 | [3646] Ta/Da Expenses Meeting | | | 2,000 | 5,000 |
| | | | | | | | AP22.202 TOTAL | 10,260 | 15,000 | 14,000 | 17,000 |

| RECEIPTS | | | | | | EXPENDITURE | | | | | |
|--------------|---|--|------------------------------|--------------------------------------|------------------------------|--------------|---|--|------------------------------|--------------------------------------|------------------------------|
| ALIAS | PARTICULARS | Unaudited Figures For Year 2016 - 2017 | Budget Estimates 2017 - 2018 | Revised Budget Estimates 2017 - 2018 | Budget Estimates 2018 - 2019 | ALIAS | PARTICULARS | Unaudited Figures For Year 2016 - 2017 | Budget Estimates 2017 - 2018 | Revised Budget Estimates 2017 - 2018 | Budget Estimates 2018 - 2019 |
| | | | | | | AP22.203 | Insurance & Taxes | | | | |
| | | | | | | AP22.203.001 | [3655] Insurance | | 700 | | |
| | | | | | | AP22.203.002 | [3656] Rates And Taxes | | | | |
| | | | | | | | AP22.203 TOTAL | | 700 | | |
| | | | | | | AP22.204 | Outsource Services | | | | |
| | | | | | | AP22.204.001 | [3665] House Keeping Services | | | 5,000 | 10,000 |
| | | | | | | | AP22.204 TOTAL | | | 5,000 | 10,000 |
| | | | | | | AP22.205 | Repairs And Maintenance | | | | |
| | | | | | | AP22.205.001 | [3675] Maintenance Of Office Equipments | 270 | 10,000 | 5,000 | 10,000 |
| | | | | | | AP22.205.002 | [3676] Maintenance Of Furniture & Fixture | | 10,000 | 10,000 | 10,000 |
| | | | | | | AP22.205.003 | [3677] Maintenance Of Electric Installation | | 10,000 | 10,000 | 10,000 |
| | | | | | | AP22.205.004 | [3678] Maintenance Of Hardwares | 8,800 | 20,000 | 25,000 | 20,000 |
| | | | | | | AP22.205.005 | [3679] Maintenance Of Software | 9,600 | 10,000 | 15,000 | 20,000 |
| | | | | | | AP22.205.012 | [3686] Maintenance Of Building | | 50,000 | 50,000 | 1,20,000 |
| | | | | | | | AP22.205 TOTAL | 18,670 | 1,10,000 | 1,15,000 | 1,90,000 |
| | | | | | | | AP22 TOTAL | 87,980 | 3,00,700 | 2,85,000 | 3,74,500 |
| AR31 | Salary Grants | | | | | AP31 | Staff Payments & Benefits | | | | |
| AR31.201 | State Government- Salary Grants (Non Teaching /Teaching Staff Under Sps) | | | | | AP31.201 | Aided Salaries (Teaching Staff Approved Under Sps) | | | | |
| AR31.201.001 | [0485] Salary Grant | 42,15,720 | 60,00,000 | 43,73,420 | 52,56,800 | AP31.201.001 | [3750] Pay & Allowances | 42,15,720 | 45,00,000 | 43,73,420 | 46,56,800 |
| AR31.201.002 | [0486] Arrears Of Salary Grants | | | | | AP31.201.002 | [3751] Clock Hour Basis / Consolidated | | | | |
| | | | | | | AP31.201.003 | [3752] Vacant Posts | | 15,00,000 | | 6,00,000 |
| | | | | | | AP31.201.004 | [3753] Provident Fund | | | | |
| | | | | | | AP31.201.008 | [5601] SNDD ARTS-CCG_T_A | | | | |
| | | | | | | | AP31.201 TOTAL | 42,15,720 | 60,00,000 | 43,73,420 | 52,56,800 |
| | | | | | | AP31.204 | Unaided Salaries (Teaching Staff) | | | | |
| | | | | | | AP31.204.001 | [3780] Pay & Allowances | | | | |
| | | | | | | AP31.204.002 | [3781] Clock Hour Basis / Consolidated | | | | |
| | | | | | | AP31.204.006 | [3785] Visiting Faculty Teaching | 11,700 | 20,000 | | |
| | | | | | | | AP31.204 TOTAL | 11,700 | 20,000 | | |
| | | | | | | AP31.205 | Un Aided Non Teaching | | | | |
| | | | | | | AP31.205.001 | [3793] Pay & Allowances | | | | |
| | | | | | | AP31.205.002 | [3801] Clock Hour Basis / Consolidated | | 20,000 | | |
| | | | | | | AP31.205.008 | [3807] Temp. Non Teaching Staff | | | | |
| | | | | | | | AP31.205 TOTAL | | 20,000 | | |
| | | | | | | | AP31 TOTAL | 42,27,420 | 60,40,000 | 43,73,420 | 52,56,800 |
| AR32 | Other Income | | | | | | | | | | |

| RECEIPTS | | | | | | EXPENDITURE | | | | | |
|--------------|--|--|------------------------------|--------------------------------------|------------------------------|--------------|-------------------------------------|--|------------------------------|--------------------------------------|------------------------------|
| ALIAS | PARTICULARS | Unaudited Figures For Year 2016 - 2017 | Budget Estimates 2017 - 2018 | Revised Budget Estimates 2017 - 2018 | Budget Estimates 2018 - 2019 | ALIAS | PARTICULARS | Unaudited Figures For Year 2016 - 2017 | Budget Estimates 2017 - 2018 | Revised Budget Estimates 2017 - 2018 | Budget Estimates 2018 - 2019 |
| AR32.202 | Interest On Saving Accounts | | | | | | | | | | |
| AR32.202.001 | [0520] Interest On Saving Bank Account | 47,600 | 50,000 | 15,600 | 10,000 | | | | | | |
| | AR32.202 TOTAL | 47,600 | 50,000 | 15,600 | 10,000 | | | | | | |
| | AR32 TOTAL | 47,600 | 50,000 | 15,600 | 10,000 | | | | | | |
| AR33 | Income From Investments | | | | | | | | | | |
| AR33.201 | Investments From Earmarked/Endowment Fund | | | | | | | | | | |
| AR33.201.007 | [0617] Interest On Term Deposits With Bank | 1,49,100 | 1,50,000 | 1,60,000 | 1,90,000 | | | | | | |
| | AR33.201 TOTAL | 1,49,100 | 1,50,000 | 1,60,000 | 1,90,000 | | | | | | |
| | AR33 TOTAL | 1,49,100 | 1,50,000 | 1,60,000 | 1,90,000 | | | | | | |
| | Sector A TOTAL | 49,38,815 | 66,63,810 | 50,29,239 | 60,83,247 | | Sector A TOTAL | 45,07,420 | 66,06,700 | 48,70,020 | 59,40,300 |
| Sector D | Deposits And Advances Budget | | | | | Sector D | Deposits And Advances Budget | | | | |
| DR01 | Students Related Deposits | | | | | DP01 | Students Related Deposits | | | | |
| DR01.301 | Library Deposit | | | | | DP01.301 | Library Deposit | | | | |
| DR01.301.001 | [2105] Receipts Of Deposit | 21,000 | 22,500 | 27,000 | 37,500 | DP01.301.001 | [5291] Refund Of Deposit | 21,000 | 22,500 | 27,000 | 37,500 |
| | DR01.301 TOTAL | 21,000 | 22,500 | 27,000 | 37,500 | | DP01.301 TOTAL | 21,000 | 22,500 | 27,000 | 37,500 |
| DR01.302 | Laboratory Deposit | | | | | DP01.302 | Laboratory Deposit | | | | |
| DR01.302.001 | [2110] Receipts Of Deposit | 7,000 | 7,500 | 9,000 | 12,500 | DP01.302.001 | [5295] Refund Of Deposit | 7,000 | 7,500 | 9,000 | 12,500 |
| | DR01.302 TOTAL | 7,000 | 7,500 | 9,000 | 12,500 | | DP01.302 TOTAL | 7,000 | 7,500 | 9,000 | 12,500 |
| DR01.306 | Caution Maoney Deposit | | | | | DP01.306 | Caution Maoney Deposit | | | | |
| DR01.306.001 | [2171] Caution Money Deposit(refund) | 1,400 | 1,500 | 1,800 | 2,500 | DP01.306.001 | [5320] Refund Of Deposit | 1,400 | 1,500 | 1,800 | 2,500 |
| | DR01.306 TOTAL | 1,400 | 1,500 | 1,800 | 2,500 | | DP01.306 TOTAL | 1,400 | 1,500 | 1,800 | 2,500 |
| | DR01 TOTAL | 29,400 | 31,500 | 37,800 | 52,500 | | DP01 TOTAL | 29,400 | 31,500 | 37,800 | 52,500 |
| | Sector D TOTAL | 29,400 | 31,500 | 37,800 | 52,500 | | Sector D TOTAL | 29,400 | 31,500 | 37,800 | 52,500 |
| | 0006 Aided Total | 49,68,215 | 66,95,310 | 50,67,039 | 61,35,747 | | 0006 Aided Total | 45,36,820 | 66,38,200 | 49,07,820 | 59,92,800 |

0036 - Department of Continuing and Adult Education, Churchgate (Aided)

(Old Aided Code : 0228)

| RECEIPTS | | | | | | EXPENDITURE | | | | | |
|--------------|---|---|------------------------------------|---|------------------------------------|--------------|---|---|------------------------------------|---|------------------------------------|
| ALIAS | PARTICULARS | Unaudited Figures For Year 2016 - 2017 | Budget Estimates 2017 - 2018 | Revised Budget Estimates 2017 - 2018 | Budget Estimates 2018 - 2019 | ALIAS | PARTICULARS | Unaudited Figures For Year 2016 - 2017 | Budget Estimates 2017 - 2018 | Revised Budget Estimates 2017 - 2018 | Budget Estimates 2018 - 2019 |
| Sector A | Capital And Revenue Receipt / Expenditure Budget | | | | | Sector A | Capital And Revenue Receipt / Expenditure Budget | | | | |
| | | | | | | AP03 | Furniture & Fixtures | | | | |
| | | | | | | AP03.101 | Purchase Of Furniture & Fixtures | | | | |
| | | | | | | AP03.101.001 | [3065] Purchase Of Furniture | | 50,000 | 50,000 | 50,000 |
| | | | | | | | AP03.101 TOTAL | | 50,000 | 50,000 | 50,000 |
| | | | | | | | AP03 TOTAL | | 50,000 | 50,000 | 50,000 |
| | | | | | | AP04 | Equipments | | | | |
| | | | | | | AP04.101 | Purchase Of Equipments | | | | |
| | | | | | | AP04.101.013 | [3097] Purchase Of A. C. | | 1,50,000 | 88,300 | 1,00,000 |
| | | | | | | | AP04.101 TOTAL | | 1,50,000 | 88,300 | 1,00,000 |
| | | | | | | | AP04 TOTAL | | 1,50,000 | 88,300 | 1,00,000 |
| | | | | | | AP09 | Hardware & Peripherals | | | | |
| | | | | | | AP09.101 | Development Exp. | | | | |
| | | | | | | AP09.101.002 | [3201] Purchase Of Hardware | | 50,000 | 50,000 | 50,000 |
| | | | | | | | AP09.101 TOTAL | | 50,000 | 50,000 | 50,000 |
| | | | | | | | AP09 TOTAL | | 50,000 | 50,000 | 50,000 |
| AR21 | Fees From Students & Colleges | | | | | AP21 | Academic & Activity Expenses | | | | |
| | | | | | | AP21.202 | Activity Expenses | | | | |
| | | | | | | AP21.202.012 | [3366] Field Visit Expenses | 9,500 | 20,000 | 10,000 | 20,000 |
| | | | | | | AP21.202.111 | [3651] Expenses Towards Affiliated Courses | 15,200 | 50,000 | 75,000 | 2,00,000 |
| | | | | | | | AP21.202 TOTAL | 24,700 | 70,000 | 85,000 | 2,20,000 |
| AR21.203 | Activity Fees | | | | | AP21.203 | Examination Expenses | | | | |
| AR21.203.108 | [0367] Income From Affiliated Courses | 14,21,100 | 12,00,000 | 14,04,000 | 20,00,000 | AP21.203.011 | [3480] Travelling Expenses For Exam. | | 10,000 | 1,000 | 10,000 |
| | AR21.203 TOTAL | 14,21,100 | 12,00,000 | 14,04,000 | 20,00,000 | | AP21.203 TOTAL | 10,000 | 1,000 | 10,000 | |
| | AR21 TOTAL | 14,21,100 | 12,00,000 | 14,04,000 | 20,00,000 | | AP21 TOTAL | 24,700 | 80,000 | 86,000 | 2,30,000 |
| | | | | | | AP22 | Administrative & General Expenses | | | | |
| | | | | | | AP22.201 | Administrative Expenses | | | | |
| | | | | | | AP22.201.002 | [3602] Printing | 20,000 | 22,000 | 12,000 | 20,000 |
| | | | | | | AP22.201.003 | [3603] Stationery | 5,500 | 20,000 | 20,000 | 20,000 |
| | | | | | | AP22.201.005 | [3605] Xeroxing Charges | 12,100 | 20,000 | 12,000 | 20,000 |
| | | | | | | AP22.201.006 | [3606] Electricity And Power | 19,500 | 20,000 | 20,000 | 25,000 |
| | | | | | | AP22.201.007 | [3607] Telephone And Internet Charges | 1,200 | 30,000 | 10,000 | 20,000 |

| RECEIPTS | | | | | | EXPENDITURE | | | | | |
|----------|-------------|---|------------------------------------|---|------------------------------------|--------------|---|---|------------------------------------|---|------------------------------------|
| ALIAS | PARTICULARS | Unaudited Figures For Year 2016 - 2017 | Budget Estimates 2017 - 2018 | Revised Budget Estimates 2017 - 2018 | Budget Estimates 2018 - 2019 | ALIAS | PARTICULARS | Unaudited Figures For Year 2016 - 2017 | Budget Estimates 2017 - 2018 | Revised Budget Estimates 2017 - 2018 | Budget Estimates 2018 - 2019 |
| | | | | | | AP22.201.008 | [3608] Postage , Telegram & Courier Charges | 1,600 | 2,000 | 4,000 | 5,000 |
| | | | | | | AP22.201.010 | [3610] Professional Charges | | 5,000 | 1,000 | 5,000 |
| | | | | | | AP22.201.011 | [3611] Meeting Expenses | 3,500 | 10,000 | 1,000 | 5,000 |
| | | | | | | AP22.201.013 | [3613] Contingency Expenses | 1,500 | 3,000 | 3,000 | 3,000 |
| | | | | | | AP22.201.015 | [3615] Uniform To Peons | | 15,000 | 15,000 | 15,000 |
| | | | | | | AP22.201.016 | [3616] Sanitary Materials | 400 | 7,000 | 3,500 | 5,000 |
| | | | | | | AP22.201.023 | [3623] Miscellaneous Expenses | 18,800 | 15,000 | 7,000 | 15,000 |
| | | | | | | AP22.201.024 | [3624] Statutory Audit Charges | | 50,000 | 10,000 | 50,000 |
| | | | | | | AP22.201.025 | [3625] Internal Audit Charges | | 20,000 | 10,000 | 20,000 |
| | | | | | | AP22.201.028 | [3628] Outsourcing Account Work | | | 5,000 | 5,000 |
| | | | | | | | AP22.201 TOTAL | 84,100 | 2,39,000 | 1,33,500 | 2,33,000 |
| | | | | | | AP22.202 | Travelling And Transportation Expenses | | | | |
| | | | | | | AP22.202.001 | [3645] Ta/Da Expenses Staff | 2,000 | 15,000 | 6,000 | 10,000 |
| | | | | | | AP22.202.002 | [3646] Ta/Da Expenses Meeting | | 10,000 | 2,000 | 5,000 |
| | | | | | | AP22.202.004 | [3648] Food Allowance | | | | |
| | | | | | | | AP22.202 TOTAL | 2,000 | 25,000 | 8,000 | 15,000 |
| | | | | | | AP22.203 | Insurance & Taxes | | | | |
| | | | | | | AP22.203.002 | [3656] Rates And Taxes | | 20,000 | 1,000 | 10,000 |
| | | | | | | | AP22.203 TOTAL | | 20,000 | 1,000 | 10,000 |
| | | | | | | AP22.204 | Outsource Services | | | | |
| | | | | | | AP22.204.001 | [3665] House Keeping Services | | 5,000 | 5,000 | 5,000 |
| | | | | | | | AP22.204 TOTAL | | 5,000 | 5,000 | 5,000 |
| | | | | | | AP22.205 | Repairs And Maintenance | | | | |
| | | | | | | AP22.205.001 | [3675] Maintenance Of Office Equipments | 12,800 | 20,000 | 20,000 | 25,000 |
| | | | | | | AP22.205.003 | [3677] Maintenance Of Electric Installation | 500 | 20,000 | 1,500 | 10,000 |
| | | | | | | AP22.205.004 | [3678] Maintenance Of Hardwares | | 10,000 | 1,500 | 10,000 |
| | | | | | | AP22.205.006 | [3680] Maintenance Of AC | | 15,000 | 5,000 | 15,000 |
| | | | | | | AP22.205.007 | [3681] Maintenance Of Telephone | 5,500 | 10,000 | 500 | 5,000 |
| | | | | | | AP22.205.010 | [3684] Antivirus Software | 5,300 | 15,000 | 15,000 | 20,000 |
| | | | | | | AP22.205.012 | [3686] Maintenance Of Building | | 20,000 | 20,000 | 20,000 |
| | | | | | | AP22.205.024 | [3698] Repairs Of Vehicles | | 1,50,000 | 50,000 | 1,50,000 |
| | | | | | | AP22.205.025 | [3699] Vehicle Fuel Charges | 3,600 | 20,000 | 5,000 | 20,000 |
| | | | | | | AP22.205.026 | [3700] Emergency & Unforeseen Repairs | 2,200 | 20,000 | | 20,000 |
| | | | | | | AP22.205.030 | [3704] Maintenance Of Computer | | 7,500 | 7,500 | 7,500 |
| | | | | | | | AP22.205 TOTAL | 29,900 | 3,07,500 | 1,26,000 | 3,02,500 |
| | | | | | | AP22.206 | Other Expenses | | | | |
| | | | | | | AP22.206.004 | [3713] Hospitality & Sumptuary Expenses | 11,100 | 25,000 | 7,000 | 15,000 |
| | | | | | | | AP22.206 TOTAL | 11,100 | 25,000 | 7,000 | 15,000 |
| | | | | | | AP22.207 | Contribution To Reserve Funds | | | | |

| RECEIPTS | | | | | | EXPENDITURE | | | | | |
|--------------|---|--|------------------------------|--------------------------------------|------------------------------|--------------|---|--|------------------------------|--------------------------------------|------------------------------|
| ALIAS | PARTICULARS | Unaudited Figures For Year 2016 - 2017 | Budget Estimates 2017 - 2018 | Revised Budget Estimates 2017 - 2018 | Budget Estimates 2018 - 2019 | ALIAS | PARTICULARS | Unaudited Figures For Year 2016 - 2017 | Budget Estimates 2017 - 2018 | Revised Budget Estimates 2017 - 2018 | Budget Estimates 2018 - 2019 |
| | | | | | | AP22.207.001 | [3730] Corpus Fund | | | | |
| | | | | | | | AP22.207 TOTAL | | | | |
| | | | | | | | AP22 TOTAL | 1,27,100 | 6,21,500 | 2,80,500 | 5,80,500 |
| AR31 | Salary Grants | | | | | AP31 | Staff Payments & Benefits | | | | |
| AR31.201 | State Government- Salary Grants (Non Teaching /Teaching Staff Under Sps) | | | | | AP31.201 | Aided Salaries (Teaching Staff Approved Under Sps) | | | | |
| AR31.201.001 | [0485] Salary Grant | 1,11,39,200 | 1,39,50,000 | 1,29,67,900 | 1,38,10,000 | AP31.201.001 | [3750] Pay & Allowances | 83,93,000 | 92,00,000 | 92,00,000 | 93,10,000 |
| | | | | | | AP31.201.002 | [3751] Clock Hour Basis / Consolidated | | | | |
| | | | | | | AP31.201.003 | [3752] Vacant Posts | | 10,00,000 | | 10,00,000 |
| | AR31.201 TOTAL | 1,11,39,200 | 1,39,50,000 | 1,29,67,900 | 1,38,10,000 | | AP31.201 TOTAL | 83,93,000 | 1,02,00,000 | 92,00,000 | 1,03,10,000 |
| | | | | | | AP31.202 | Aided Non Teaching | | | | |
| | | | | | | AP31.202.001 | [3760] Pay & Allowances | 27,46,200 | 35,00,000 | 37,67,900 | 35,00,000 |
| | | | | | | AP31.202.002 | [3761] Clock Hour Basis / Consolidated | | 2,50,000 | | |
| | | | | | | AP31.202.005 | [3764] Medical Allowances | | | | |
| | | | | | | | AP31.202 TOTAL | 27,46,200 | 37,50,000 | 37,67,900 | 35,00,000 |
| | | | | | | AP31.205 | Un Aided Non Teaching | | | | |
| | | | | | | AP31.205.005 | [3804] Medical Allowances | | 7,500 | | 3,500 |
| | | | | | | AP31.205.008 | [3807] Temp. Non Teaching Staff | | 1,50,000 | 67,700 | 1,50,000 |
| | | | | | | | AP31.205 TOTAL | | 1,57,500 | 67,700 | 1,53,500 |
| | AR31 TOTAL | 1,11,39,200 | 1,39,50,000 | 1,29,67,900 | 1,38,10,000 | | AP31 TOTAL | 1,11,39,200 | 1,41,07,500 | 1,30,35,600 | 1,39,63,500 |
| AR32 | Other Income | | | | | | | | | | |
| AR32.202 | Interest On Saving Accounts | | | | | | | | | | |
| AR32.202.001 | [0520] Interest On Saving Bank Account | 44,200 | 1,00,000 | 10,000 | 1,00,000 | | | | | | |
| | AR32.202 TOTAL | 44,200 | 1,00,000 | 10,000 | 1,00,000 | | | | | | |
| AR32.208 | Miscellaneous Receipts | | | | | | | | | | |
| AR32.208.003 | [0562] Income From Consultancy Charges | 1,26,800 | 3,00,000 | 50,000 | 3,00,000 | | | | | | |
| AR32.208.008 | [0567] Any Other Income | 200 | 10,000 | 2,000 | 5,000 | | | | | | |
| AR32.208.042 | [0601] Miscellaneous Receipt | 1,06,500 | 12,000 | 1,000 | 12,000 | | | | | | |
| | AR32.208 TOTAL | 2,33,500 | 3,22,000 | 53,000 | 3,17,000 | | | | | | |
| | AR32 TOTAL | 2,77,700 | 4,22,000 | 63,000 | 4,17,000 | | | | | | |
| AR33 | Income From Investments | | | | | | | | | | |
| AR33.202 | Investment From University Fund | | | | | | | | | | |
| AR33.202.007 | [0627] Interest On Term Deposits With Bank | | 30,00,000 | 10,00,000 | 12,50,000 | | | | | | |
| | AR33.202 TOTAL | | 30,00,000 | 10,00,000 | 12,50,000 | | | | | | |
| | AR33 TOTAL | | 30,00,000 | 10,00,000 | 12,50,000 | | | | | | |
| | Sector A TOTAL | 1,28,38,000 | 1,85,72,000 | 1,54,34,900 | 1,74,77,000 | | Sector A TOTAL | 1,12,91,000 | 1,50,59,000 | 1,35,90,400 | 1,49,74,000 |

| RECEIPTS | | | | | | EXPENDITURE | | | | | |
|--------------|---|--|------------------------------|--------------------------------------|------------------------------|--------------|---|--|------------------------------|--------------------------------------|------------------------------|
| ALIAS | PARTICULARS | Unaudited Figures For Year 2016 - 2017 | Budget Estimates 2017 - 2018 | Revised Budget Estimates 2017 - 2018 | Budget Estimates 2018 - 2019 | ALIAS | PARTICULARS | Unaudited Figures For Year 2016 - 2017 | Budget Estimates 2017 - 2018 | Revised Budget Estimates 2017 - 2018 | Budget Estimates 2018 - 2019 |
| Sector B | Agency Budget | | | | | Sector B | Agency Budget | | | | |
| | | | | | | BP01 | Grant -In- Aid State /Central Government Agency - Other Than Research Hardware & Peripherals | | | | |
| | | | | | | BP01.105 | | | | | |
| | | | | | | BP01.105.001 | [3945] Purchase Of Hardware | | | | |
| | | | | | | | BP01.105 TOTAL | | | | |
| | | | | | | | BP01 TOTAL | | | | |
| BR02 | Grant -In- Aid State /Central Government Agency - Research | | | | | BP02 | Grant -In- Aid State /Central Government Agency - Research | | | | |
| BR02.103 | Receipt From Mhrd | | | | | | | | | | |
| BR02.103.001 | [0820] Receipt Of Grant | | | | 10,00,000 | | | | | | |
| | BR02.103 TOTAL | | | | 10,00,000 | | | | | | |
| BR02.105 | Receipt From Ic SSR | | | | | | | | | | |
| BR02.105.001 | [0830] Receipt Of Grant | | | | 5,00,000 | | | | | | |
| | BR02.105 TOTAL | | | | 5,00,000 | | | | | | |
| | | | | | | BP02.114 | MHRD | | | | |
| | | | | | | BP02.114.001 | [8300] Other Operational Expenditure | | | | 10,00,000 |
| | | | | | | | BP02.114 TOTAL | | | | 10,00,000 |
| | | | | | | BP02.115 | ICSSR | | | | |
| | | | | | | BP02.115.001 | [8301] Other Operational Expenditure | | | | 5,00,000 |
| | | | | | | | BP02.115 TOTAL | | | | 5,00,000 |
| | BR02 TOTAL | | | | 15,00,000 | | BP02 TOTAL | | | | 15,00,000 |
| BR03 | Grant-In-Aid Other Agencies | | | | | BP03 | Grant-In-Aid Other Agencies - Other Than Research | | | | |
| | | | | | | BP03.169 | Mooc | | | | |
| | | | | | | BP03.169.001 | [8260] Other Operational Expenditure | | | | 10,00,000 |
| | | | | | | | BP03.169 TOTAL | | | | 10,00,000 |
| BR03.177 | Mooc | | | | | | | | | | |
| BR03.177.001 | [8261] Receipt Of Grant | | | | 10,00,000 | | | | | | |
| | BR03.177 TOTAL | | | | 10,00,000 | | | | | | |
| | BR03 TOTAL | | | | 10,00,000 | | BP03 TOTAL | | | | 10,00,000 |
| BR09 | Grant-In-Aid U G C - Other Than Plan - Capital / Revenue | | | | | BP09 | Grant-In-Aid U G C -Other Than Plan - Capital/ Revenue | | | | |
| BR09.204 | Epathshala-Dept Of Continuing And Adult Education | | | | | BP09.204 | Epathshala-Dept Of Continuing And Adult Education | | | | |
| BR09.204.001 | [1320] Epathshala UGC | 7,00,000 | | | | BP09.204.001 | [7071] Epathshala UGC | | | | |
| | | | | | | BP09.204.002 | [7072] Content Writers/language,editing And Content Reviews | 27,500 | | | |

| RECEIPTS | | | | | | EXPENDITURE | | | | | |
|----------|---|--|------------------------------|--------------------------------------|------------------------------|--------------|--|--|------------------------------|--------------------------------------|------------------------------|
| ALIAS | PARTICULARS | Unaudited Figures For Year 2016 - 2017 | Budget Estimates 2017 - 2018 | Revised Budget Estimates 2017 - 2018 | Budget Estimates 2018 - 2019 | ALIAS | PARTICULARS | Unaudited Figures For Year 2016 - 2017 | Budget Estimates 2017 - 2018 | Revised Budget Estimates 2017 - 2018 | Budget Estimates 2018 - 2019 |
| | | | | | | BP09.204.003 | [7073] Honarium To Contributris/coordinators / Pi | | | | |
| | | | | | | BP09.204.004 | [7074] Audio/ Video And Multi Media/secretarial Assistance | 41,800 | | | |
| | | | | | | BP09.204.005 | [7075] Workshop/ Meetings / PRSG | 31,000 | | | |
| | | | | | | BP09.204.006 | [7076] Contingency / Travelling Office Expenses / Hardware | 56,600 | | | |
| | | | | | | BP09.204.007 | [8302] FIXED DEPOSIT | 5,43,100 | | | |
| | BR09.204 TOTAL | 7,00,000 | | | | | BP09.204 TOTAL | 7,00,000 | | | |
| | BR09 TOTAL | 7,00,000 | | | | | BP09 TOTAL | 7,00,000 | | | |
| | Sector B TOTAL | 7,00,000 | | | 25,00,000 | | Sector B TOTAL | 7,00,000 | | | 25,00,000 |
| Sector C | Earmarked And Special Funds Budget | | | | | Sector C | Earmarked And Special Funds Budget | | | | |
| CR01 | Corpus Fund | | | | | CP01 | Corpus Fund | | | | |
| CR01.201 | [1580] Contribution From Revenue Budget | 73,900 | 12,50,000 | 12,50,000 | 12,50,000 | CP01.201 | [4981] Investment In Fixed Deposit | | | 10,50,000 | |
| | | | | | | CP01.203 | Operational Expenditure | | | | |
| | | | | | | CP01.203.001 | [4991] Salary | | 3,00,000 | | 3,00,000 |
| | | | | | | CP01.203.002 | [4992] Research | | 3,00,000 | | 3,00,000 |
| | | | | | | CP01.203.003 | [4993] Community Based Courses | 66,400 | 1,00,000 | 1,00,000 | 1,00,000 |
| | | | | | | CP01.203.004 | [1994] Extension Lecture Series | 7,500 | 50,000 | 50,000 | 50,000 |
| | | | | | | CP01.203.005 | [4995] Equipments | | 2,00,000 | | 2,00,000 |
| | | | | | | CP01.203.006 | [4996] Organization Of Workshop, Seminar Etc | | 1,50,000 | 50,000 | 1,50,000 |
| | | | | | | CP01.203.007 | [4997] Audio Visual Reading Material Production | | 50,000 | | 50,000 |
| | | | | | | CP01.203.008 | [4998] Maintenance | | 1,00,000 | | 1,00,000 |
| | CR01 TOTAL | 73,900 | 12,50,000 | 12,50,000 | 12,50,000 | | CP01.203 TOTAL | 73,900 | 12,50,000 | 2,00,000 | 12,50,000 |
| | Sector C TOTAL | 73,900 | 12,50,000 | 12,50,000 | 12,50,000 | | CP01 TOTAL | 73,900 | 12,50,000 | 12,50,000 | 12,50,000 |
| | Sector C TOTAL | 73,900 | 12,50,000 | 12,50,000 | 12,50,000 | | Sector C TOTAL | 73,900 | 12,50,000 | 12,50,000 | 12,50,000 |
| | 0036 Aided Total | 1,36,11,900 | 1,98,22,000 | 1,66,84,900 | 2,12,27,000 | | 0036 Aided Total | 1,20,64,900 | 1,63,09,000 | 1,48,40,400 | 1,87,24,000 |

0078 - Department Of Applied Linguistics, Churchgate, Mumbai (Department of Language Teaching) (Aided)

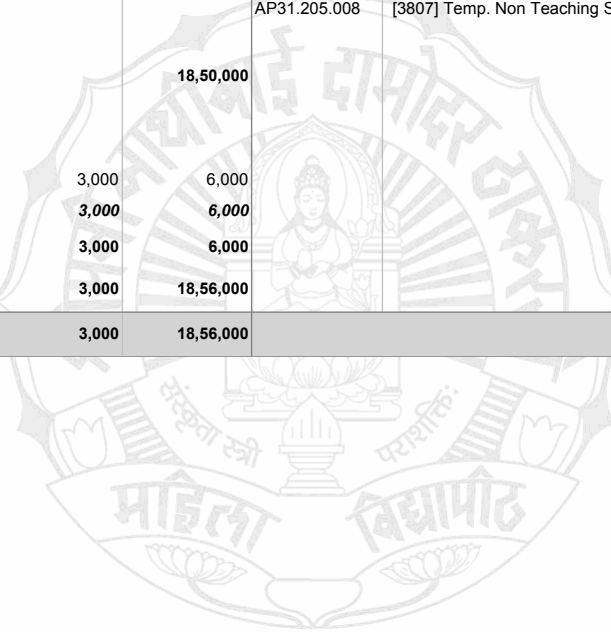
(Old Aided Code : 0414)

| RECEIPTS | | | | | | EXPENDITURE | | | | | |
|----------|---|---|------------------------------------|---|------------------------------------|--------------|---|---|------------------------------------|---|------------------------------------|
| ALIAS | PARTICULARS | Unaudited Figures For Year 2016 - 2017 | Budget Estimates 2017 - 2018 | Revised Budget Estimates 2017 - 2018 | Budget Estimates 2018 - 2019 | ALIAS | PARTICULARS | Unaudited Figures For Year 2016 - 2017 | Budget Estimates 2017 - 2018 | Revised Budget Estimates 2017 - 2018 | Budget Estimates 2018 - 2019 |
| Sector A | Capital And Revenue Receipt / Expenditure Budget | | | | | Sector A | Capital And Revenue Receipt / Expenditure Budget | | | | |
| | | | | | | AP22 | Administrative & General Expenses | | | | |
| | | | | | | AP22.201 | Administrative Expenses | | | | |
| | | | | | | AP22.201.003 | [3603] Stationery | | 500 | | 550 |
| | | | | | | AP22.201.004 | [3604] Paper For Printing | | 500 | | 500 |
| | | | | | | AP22.201.005 | [3605] Xeroxing Charges | | 500 | | 200 |
| | | | | | | AP22.201.006 | [3606] Electricity And Power | | | | |
| | | | | | | AP22.201.007 | [3607] Telephone And Internet Charges | | | | |
| | | | | | | AP22.201.008 | [3608] Postage , Telegram & Courier Charges | | 200 | | 200 |
| | | | | | | AP22.201.011 | [3611] Meeting Expenses | | 500 | | 600 |
| | | | | | | AP22.201.016 | [3616] Sanitary Materials | | 500 | | 500 |
| | | | | | | AP22.201.021 | [3621] Pest Control | | | | |
| | | | | | | AP22.201.022 | [3622] Bank Charges | | 500 | | 350 |
| | | | | | | AP22.201.023 | [3623] Miscellaneous Expenses | | | | |
| | | | | | | AP22.201.024 | [3624] Statutory Audit Charges | | | | |
| | | | | | | AP22.201.025 | [3625] Internal Audit Charges | | | | |
| | | | | | | AP22.201.028 | [3628] Outsourcing Account Work | | | | |
| | | | | | | | AP22.201 TOTAL | | 3,200 | | 2,900 |
| | | | | | | AP22.202 | Travelling And Transportation Expenses | | | | |
| | | | | | | AP22.202.001 | [3645] Ta/Da Expenses Staff | | 500 | | 600 |
| | | | | | | | AP22.202 TOTAL | | 500 | | 600 |
| | | | | | | AP22.204 | Outsource Services | | | | |
| | | | | | | AP22.204.001 | [3665] House Keeping Services | | 5,000 | | |
| | | | | | | | AP22.204 TOTAL | | 5,000 | | |
| | | | | | | AP22.205 | Repairs And Maintenance | | | | |
| | | | | | | AP22.205.001 | [3675] Maintenance Of Office Equipments | | 500 | | |
| | | | | | | AP22.205.030 | [3704] Maintenance Of Computer | | 5,000 | | 2,500 |
| | | | | | | | AP22.205 TOTAL | | 5,500 | | 2,500 |
| | | | | | | AP22.206 | Other Expenses | | | | |
| | | | | | | AP22.206.004 | [3713] Hospitality & Sumptuary Expenses | | 500 | | |
| | | | | | | | AP22.206 TOTAL | | 500 | | |
| | | | | | | | AP22 TOTAL | | 14,700 | | 6,000 |
| AR31 | Salary Grants | | | | | AP31 | Staff Payments & Benefits | | | | |
| AR31.201 | State Government- Salary Grants (Non Teaching /Teaching Staff Under Sps) | | | | | AP31.201 | Aided Salaries (Teaching Staff Approved Under Sps) | | | | |

Sr. No. 7 [0078] Department Of Applied Linguistics, Churchgate, Mumbai (Department of Language Teaching) (Aided) (Old Aided Code : 0414)

(current section page - Page 2 of 2)

| RECEIPTS | | | | | | EXPENDITURE | | | | | |
|--------------|--|---|------------------------------------|---|------------------------------------|--------------|--|---|------------------------------------|---|------------------------------------|
| ALIAS | PARTICULARS | Unaudited Figures For Year 2016 - 2017 | Budget Estimates 2017 - 2018 | Revised Budget Estimates 2017 - 2018 | Budget Estimates 2018 - 2019 | ALIAS | PARTICULARS | Unaudited Figures For Year 2016 - 2017 | Budget Estimates 2017 - 2018 | Revised Budget Estimates 2017 - 2018 | Budget Estimates 2018 - 2019 |
| AR31.201.001 | [0485] Salary Grant | | 15,90,000 | | 17,50,000 | AP31.201.001 | [3750] Pay & Allowances | | | | |
| | | | | | | AP31.201.002 | [3751] Clock Hour Basis / Consolidated | | 80,000 | | 1,00,000 |
| | | | | | | AP31.201.003 | [3752] Vacant Posts | | 15,00,000 | | 16,50,000 |
| | AR31.201 TOTAL | | 15,90,000 | | 17,50,000 | | AP31.201 TOTAL | | 15,80,000 | | 17,50,000 |
| | | | | | | AP31.202 | Aided Non Teaching | | | | |
| | | | | | | AP31.202.008 | [3767] Temporary Non Teaching Staff | | | | |
| | | | | | | | AP31.202 TOTAL | | | | |
| AR31.203 | SALARY FROM UNIVRSITY FUND | | | | | | | | | | |
| AR31.203.001 | [0510] Salary From University Fund | | 90,000 | | 1,00,000 | | | | | | |
| | AR31.203 TOTAL | | 90,000 | | 1,00,000 | | | | | | |
| | | | | | | | | | | | |
| | AR31 TOTAL | | 16,80,000 | | 18,50,000 | | AP31 TOTAL | | 16,70,000 | | 18,50,000 |
| AR32 | Other Income | | | | | | | | | | |
| AR32.202 | Interest On Saving Accounts | | | | | | | | | | |
| AR32.202.001 | [0520] Interest On Saving Bank Account | 2,874 | 6,000 | 3,000 | 6,000 | AP31.205 | Un Aided Non Teaching | | | | |
| | AR32.202 TOTAL | 2,874 | 6,000 | 3,000 | 6,000 | AP31.205.008 | [3807] Temp. Non Teaching Staff | | 90,000 | | 1,00,000 |
| | AR32 TOTAL | 2,874 | 6,000 | 3,000 | 6,000 | | AP31.205 TOTAL | | 90,000 | | 1,00,000 |
| | Sector A TOTAL | 2,874 | 16,86,000 | 3,000 | 18,56,000 | | Sector A TOTAL | | 16,84,700 | | 18,56,000 |
| | 0078 Aided Total | 2,874 | 16,86,000 | 3,000 | 18,56,000 | | 0078 Aided Total | | 16,84,700 | | 18,56,000 |



0079 - Department of Guidance and Counselling, Churchgate, Mumbai (Aided)

(Old Aided Code : 0415)

| RECEIPTS | | | | | | EXPENDITURE | | | | | |
|--------------|---|---|------------------------------------|---|------------------------------------|--------------|---|---|------------------------------------|---|------------------------------------|
| ALIAS | PARTICULARS | Unaudited Figures For Year 2016 - 2017 | Budget Estimates 2017 - 2018 | Revised Budget Estimates 2017 - 2018 | Budget Estimates 2018 - 2019 | ALIAS | PARTICULARS | Unaudited Figures For Year 2016 - 2017 | Budget Estimates 2017 - 2018 | Revised Budget Estimates 2017 - 2018 | Budget Estimates 2018 - 2019 |
| Sector A | Capital And Revenue Receipt / Expenditure Budget | | | | | Sector A | Capital And Revenue Receipt / Expenditure Budget | | | | |
| | | | | | | AP03 | Furniture & Fixtures | | | | |
| | | | | | | AP03.101 | Purchase Of Furniture & Fixtures | | | | |
| | | | | | | AP03.101.002 | [3056] Purchase Of Chairs & Boards | | 5,000 | | |
| | | | | | | AP03.101.003 | [3057] Purchase Of Tables | | 10,000 | | |
| | | | | | | AP03.101.004 | [3058] Purchase Of Cupboards | | 20,000 | | |
| | | | | | | | AP03.101 TOTAL | | 35,000 | | |
| | | | | | | | AP03 TOTAL | | 35,000 | | |
| | | | | | | AP09 | Hardware & Peripherals | | | | |
| | | | | | | AP09.101 | Development Exp. | | | | |
| | | | | | | AP09.101.001 | [3200] Purchase Of Computer | | 45,000 | | 45,000 |
| | | | | | | AP09.101.002 | [3201] Purchase Of Hardware | | | | |
| | | | | | | AP09.101.003 | [3202] Purchase Of Laptop | | | | |
| | | | | | | AP09.101.006 | [3205] Purchase Of Printer | | 10,000 | | 8,000 |
| | | | | | | | AP09.101 TOTAL | | 55,000 | | 53,000 |
| | | | | | | | AP09 TOTAL | | 55,000 | | 53,000 |
| AR10 | Other Development Receipts | | | | | | | | | | |
| AR10.101 | Development Fees | | | | | | | | | | |
| AR10.101.001 | [0111] Development Fees From Student - Institute Share | | 6,300 | | 7,000 | | | | | | |
| | [0112] Development Fees From Student- University Share | | 6,300 | | 7,000 | | | | | | |
| | [0113] Development Fee | | 12,500 | | 14,000 | | | | | | |
| | AR10.101 TOTAL | | 6,300 | | 7,000 | | | | | | |
| | AR10 TOTAL | | 6,300 | | 7,000 | | | | | | |
| AR21 | Fees From Students & Colleges | | | | | AP21 | Academic & Activity Expenses | | | | |
| AR21.201 | Academic Receipts - University | | | | | AP21.201 | Academic Expenses | | | | |
| AR21.201.025 | [0208] Alumni Fees Net | | | | | AP21.201.005 | [3329] Laboratory Expenses | | | | |
| | [6370] Alumni Fee - Gross | | | | | AP21.201.011 | [3335] Prospectus Expenses | | | | |
| | [6371] Less : 100 % Transfer To University | | | | | AP21.201.012 | [3336] Forms Expenses | | 2,000 | | |
| AR21.201.027 | [0210] Centenary Fees Net | | | | | AP21.201.014 | [3338] Diary Expenses | | | | |
| | [6372] Centenary Fees - Gross | | | | | AP21.201.015 | [3339] Research Journal Expenses | | | | |
| | [6373] Less :100 % Transfer To Univaersity | | | | | | | | | | |

| RECEIPTS | | | | | | EXPENDITURE | | | | | |
|--------------|--|--|------------------------------|--------------------------------------|------------------------------|--------------|----------------------------------|--|------------------------------|--------------------------------------|------------------------------|
| ALIAS | PARTICULARS | Unaudited Figures For Year 2016 - 2017 | Budget Estimates 2017 - 2018 | Revised Budget Estimates 2017 - 2018 | Budget Estimates 2018 - 2019 | ALIAS | PARTICULARS | Unaudited Figures For Year 2016 - 2017 | Budget Estimates 2017 - 2018 | Revised Budget Estimates 2017 - 2018 | Budget Estimates 2018 - 2019 |
| AR21.201.028 | [0211] Subject Association Fee Net | | | | | | | | | | |
| | [6374] Subject Association Fees - Gross | | 1,250 | | | | | | | | |
| | [6375] Less : 100 % Transfer To University | | 1,250 | | | | | | | | |
| AR21.201.029 | [0212] Calandar Fee Net | | | | | | | | | | |
| | [6376] Calender Fees -Gross | | | | | | | | | | |
| | [6377] Less 100% Transfer To University | | | | | | | | | | |
| | AR21.201 TOTAL | | | | | | AP21.201 TOTAL | | 2,000 | | |
| AR21.202 | Academic Receipts -Institution | | | | | AR21.202 | Activity Expenses | | | | |
| AR21.202.001 | [0220] Admission Fee | | 13,300 | | 9,200 | AR21.202.001 | [3355] Gymkhana Expenses | | | | 10,000 |
| AR21.202.002 | [0221] Tution Fee | | 3,75,000 | | 40,000 | AR21.202.009 | [3363] Psychology Lab Expenses | | | | 25,000 |
| AR21.202.003 | [0222] Computer Training Fee | | 7,500 | | 20,000 | AR21.202.011 | [3365] Educational Tour Expenses | | | | |
| AR21.202.004 | [0223] Identity Card Fee | | 1,000 | | 1,400 | AR21.202.012 | [3366] Field Visit Expenses | | | | |
| | [0224] Diary Fee - Gross | | | | | AR21.202.020 | [3374] Internship Expenses | | | | |
| | [0225] Diary Fee - Less : 100% Transfer To University | | | | | AR21.202.026 | [3380] Periodic Test Expenses | | | | |
| AR21.202.005 | [0226] Diary Fee - Net | | | | | AR21.202.033 | [3387] Entertainment Expenses | | 2,500 | | |
| | [0227] E-Suvidha Fee - Gross | | 1,250 | | | | | | | | |
| | [0228] E-Suvidha - Less : 100% Transfer To University | | 1,250 | | | | | | | | |
| AR21.202.006 | [0229] E-Suvidha - Net | | | | | | | | | | |
| | [0230] Students Welfare Fee - Gross | | 1,875 | | | | | | | | |
| | [0231] Students Welfare Fee -Less : Transfer To University | | 1,875 | | | | | | | | |
| AR21.202.007 | [0232] Students Welfare Fee - Net | | | | | | | | | | |
| | [0233] Medical Fee - Gross | | 875 | | | | | | | | |
| | [0234] Medical Fee-Less : Transfer To University | | 875 | | | | | | | | |
| AR21.202.008 | [0235] Medical Fee - Net | | | | | | | | | | |
| | [0236] Sports Fee - Gross | | 2,500 | | | | | | | | |
| | [0237] Sports Fee -Less : Transfer To University | | 2,500 | | | | | | | | |
| AR21.202.009 | [0238] Sports Fee - Net | | | | | | | | | | |
| | [0239] Disaster Management Fee - Gross | | 250 | | | | | | | | |
| | [0240] Disaster Management Fee -Less : 100% Transfer To University | | 250 | | | | | | | | |
| AR21.202.010 | [0241] Disaster Management Fee - Net | | | | | | | | | | |
| | [0242] Ashwamedh/ Avishkar/ Indradhanushya Fee - Gross | | 750 | | | | | | | | |
| | [0243] Ashwamedh/ Avishkar/ Indradhanushya Fee -Less : 100% Transfer To University | | 750 | | | | | | | | |

| RECEIPTS | | | | | | EXPENDITURE | | | | | |
|--------------|---|--|------------------------------|--------------------------------------|------------------------------|--------------|--------------------------------------|--|------------------------------|--------------------------------------|------------------------------|
| ALIAS | PARTICULARS | Unaudited Figures For Year 2016 - 2017 | Budget Estimates 2017 - 2018 | Revised Budget Estimates 2017 - 2018 | Budget Estimates 2018 - 2019 | ALIAS | PARTICULARS | Unaudited Figures For Year 2016 - 2017 | Budget Estimates 2017 - 2018 | Revised Budget Estimates 2017 - 2018 | Budget Estimates 2018 - 2019 |
| AR21.202.011 | [0244] Ashwamedh/ Avishkar/ Indradhanushya Fee - Net | | | | | | | | | | |
| | [0245] Eligibility Fee -Gross | | 6,625 | | | | | | | | |
| | [0246] Eligibility Fee -Less : 100% Transfer To University | | 6,625 | | | | | | | | |
| AR21.202.012 | [0247] Eligibility Fee -Net | | | | | | | | | | |
| | [0248] Enrolment Fee - Gross | | 6,625 | | | | | | | | |
| | [0249] Enrolment Fee - Less : 100% Transfer To University | | 6,625 | | | | | | | | |
| AR21.202.013 | [0250] Enrolment Fee - Net | | | | | | | | | | |
| | [0251] Examinations - Gross | | 40,000 | | | | | | | | |
| | [0252] Examinations -Less :Transfer To University | | 40,000 | | | | | | | | |
| AR21.202.014 | [0253] Examinations Fee- Net | | | | | | | | | | |
| | [0254] Practical Examination Fees - Gross | | 17,500 | | | | | | | | |
| | [6300] Practical Examinations Fee-Less : Transfer To University | | 17,500 | | | | | | | | |
| AR21.202.015 | [6301] Practical Examinations Fee - Net | | | | | | | | | | |
| AR21.202.016 | [6303] Other Examinations Fee - Net | | | | | | | | | | |
| | [6304] Convocation Fee - Gross | | | | | | | | | | |
| | [6305] Convocation Fee -Less : 100% Transfer To University | | | | | | | | | | |
| AR21.202.017 | [6306] Convocation Fee - Net | | | | | | | | | | |
| | [6307] Library Fee - Gross | | 25,000 | | | | | | | | |
| | [6308] Library Fee -Less : 100% Transfer To University Library | | 25,000 | | | | | | | | |
| AR21.202.018 | [6309] Library Fee - Net | | | | | | | | | | |
| AR21.202.028 | [6333] Dairy & Badges Fees | | 12,500 | | | | | | | | |
| | AR21.202 TOTAL | | 4,09,300 | | 70,600 | | AP21.202 TOTAL | | 2,500 | | 35,000 |
| AR21.203 | Activity Fees | | | | | AP21.203 | Examination Expenses | | | | |
| AR21.203.001 | [0260] Gymkhana Fee | | 12,500 | | 20,000 | AP21.203.001 | [3470] Printing | | | | |
| AR21.203.002 | [0261] Laboratory Fee | | 25,000 | | 80,000 | AP21.203.002 | [3471] Stationery | | | | |
| AR21.203.003 | [0262] Laboratory Breakages | | | | | AP21.203.003 | [3472] Printing Of Answer Books | | | | |
| AR21.203.023 | [0282] Department Activity Fee | | | | | AP21.203.004 | [3473] Printing Of Question Papers | | | | |
| AR21.203.043 | [0302] University Insurance Fees | | | | | AP21.203.005 | [3474] Ph.D Remuneration Expenses | | | | |
| AR21.203.096 | [0355] Insurance Fees | | 600 | | 900 | AP21.203.006 | [3475] Examination Remuneration | | | | |
| | | | | | | AP21.203.007 | [3476] Marksheet Expenses | | | | |
| | | | | | | AP21.203.010 | [3479] Post & Courier Charges | | | | |
| | | | | | | AP21.203.011 | [3480] Travelling Expenses For Exam. | | | | |
| | | | | | | AP21.203.012 | [3481] Admission Test Expenses | | | | |
| | | | | | | AP21.203.013 | [3482] Paper Setting | | | | |

| RECEIPTS | | | | | | EXPENDITURE | | | | | |
|--------------|-----------------------------------|--|------------------------------|--------------------------------------|------------------------------|--------------|--|--|------------------------------|--------------------------------------|------------------------------|
| ALIAS | PARTICULARS | Unaudited Figures For Year 2016 - 2017 | Budget Estimates 2017 - 2018 | Revised Budget Estimates 2017 - 2018 | Budget Estimates 2018 - 2019 | ALIAS | PARTICULARS | Unaudited Figures For Year 2016 - 2017 | Budget Estimates 2017 - 2018 | Revised Budget Estimates 2017 - 2018 | Budget Estimates 2018 - 2019 |
| | | | | | | AP21.203.014 | [3483] Evaluation | | | | |
| | | | | | | AP21.203.015 | [3484] Practical Examination | | | | |
| | | | | | | AP21.203.018 | [3487] Other Contingent Expenses | | | | |
| | AR21.203 TOTAL | | 38,100 | | 1,00,900 | | AP21.203 TOTAL | | | | |
| | | | | | | AP21.206 | Seminars & Conferances | | | | |
| | | | | | | AP21.206.001 | [3515] Seminar Publication | | | | |
| | | | | | | AP21.206.002 | [3516] Stationery | | | | |
| | | | | | | AP21.206.004 | [3518] Memorial Lectures | | | | |
| | | | | | | AP21.206.006 | [3520] Travelling Expenses | | | | |
| | | | | | | AP21.206.007 | [3521] Books & Journals | | | | |
| | | | | | | | AP21.206 TOTAL | | | | |
| AR21.207 | Other Fee | | | | | | | | | | |
| AR21.207.002 | [0412] Fine/ Miscellaneous Fee | | 3,800 | | 2,000 | | | | | | |
| AR21.207.009 | [0419] Transcript Charge (Income) | | 1,000 | | 1,000 | | | | | | |
| | AR21.207 TOTAL | | 4,800 | | 3,000 | | | | | | |
| | | | | | | AP21.209 | Students' Welfare , Sports & Cultural Activities Expenses | | | | |
| | | | | | | AP21.209.007 | [3556] Co-Curriculum Activity Expenses | | 2,000 | | 2,500 |
| | | | | | | AP21.209.013 | [3562] Workshops & Seminars Expenses | | 5,000 | | 6,000 |
| | | | | | | | AP21.209 TOTAL | | 7,000 | | 8,500 |
| | AR21 TOTAL | | 4,52,200 | | 1,74,500 | | AP21 TOTAL | | 11,500 | | 43,500 |
| | | | | | | AP22 | Administrative & General Expenses | | | | |
| | | | | | | AP22.201 | Administrative Expenses | | | | |
| | | | | | | AP22.201.001 | [3601] Advertisement And Publicity | | | | 2,500 |
| | | | | | | AP22.201.002 | [3602] Printing | | 3,000 | | 3,500 |
| | | | | | | AP22.201.003 | [3603] Stationery | | 5,000 | | 5,500 |
| | | | | | | AP22.201.004 | [3604] Paper For Printing | | | | |
| | | | | | | AP22.201.005 | [3605] Xeroxing Charges | | 20,000 | | 5,000 |
| | | | | | | AP22.201.006 | [3606] Electricity And Power | | | | |
| | | | | | | AP22.201.007 | [3607] Telephone And Internet Charges | | 5,000 | | 4,000 |
| | | | | | | AP22.201.008 | [3608] Postage , Telegram & Courier Charges | | 5,000 | | 2,000 |
| | | | | | | AP22.201.011 | [3611] Meeting Expenses | | 2,000 | | 3,000 |
| | | | | | | AP22.201.014 | [3614] News Paper, Periodicals (Magaziens & Journals) | | | | |
| | | | | | | AP22.201.016 | [3616] Sanitary Materials | | 2,500 | | 3,000 |
| | | | | | | AP22.201.021 | [3621] Pest Control | | | | |
| | | | | | | AP22.201.022 | [3622] Bank Charges | | 1,000 | | 1,000 |
| | | | | | | AP22.201.023 | [3623] Miscellaneous Expenses | | 5,000 | | 5,500 |

| RECEIPTS | | | | | | EXPENDITURE | | | | | |
|--------------|---|--|------------------------------|--------------------------------------|------------------------------|--------------|---|--|------------------------------|--------------------------------------|------------------------------|
| ALIAS | PARTICULARS | Unaudited Figures For Year 2016 - 2017 | Budget Estimates 2017 - 2018 | Revised Budget Estimates 2017 - 2018 | Budget Estimates 2018 - 2019 | ALIAS | PARTICULARS | Unaudited Figures For Year 2016 - 2017 | Budget Estimates 2017 - 2018 | Revised Budget Estimates 2017 - 2018 | Budget Estimates 2018 - 2019 |
| | | | | | | AP22.201.024 | [3624] Statutory Audit Charges | | 10,000 | | 5,000 |
| | | | | | | AP22.201.025 | [3625] Internal Audit Charges | | 10,000 | | 5,000 |
| | | | | | | | AP22.201 TOTAL | | 68,500 | | 45,000 |
| | | | | | | AP22.202 | Travelling And Transportation Expenses | | | | |
| | | | | | | AP22.202.001 | [3645] Ta/Da Expenses Staff | | 5,000 | | 3,000 |
| | | | | | | AP22.202.002 | [3646] Ta/Da Expenses Meeting | | 4,000 | | 4,500 |
| | | | | | | | AP22.202 TOTAL | | 9,000 | | 7,500 |
| | | | | | | AP22.203 | Insurance & Taxes | | | | |
| | | | | | | AP22.203.001 | [3655] Insurance | | 600 | | 800 |
| | | | | | | | AP22.203 TOTAL | | 600 | | 800 |
| | | | | | | AP22.204 | Outsource Services | | | | |
| | | | | | | AP22.204.001 | [3665] House Keeping Services | | 5,000 | | 3,000 |
| | | | | | | | AP22.204 TOTAL | | 5,000 | | 3,000 |
| | | | | | | AP22.205 | Repairs And Maintenance | | | | |
| | | | | | | AP22.205.001 | [3675] Maintenance Of Office Equipments | | 10,000 | | |
| | | | | | | AP22.205.002 | [3676] Maintenance Of Furniture & Fixture | | 15,000 | | 20,000 |
| | | | | | | AP22.205.003 | [3677] Maintenance Of Electric Installation | | 2,000 | | 3,000 |
| | | | | | | AP22.205.004 | [3678] Maintenance Of Hardwares | | 5,000 | | 5,500 |
| | | | | | | AP22.205.007 | [3681] Maintenance Of Telephone | | 1,500 | | |
| | | | | | | AP22.205.026 | [3700] Emergency & Unforeseen Repairs | | 3,500 | | |
| | | | | | | AP22.205.030 | [3704] Maintenance Of Computer | | 5,000 | | |
| | | | | | | | AP22.205 TOTAL | | 42,000 | | 28,500 |
| | | | | | | | AP22 TOTAL | | 1,25,100 | | 84,800 |
| AR31 | Salary Grants | | | | | AP31 | Staff Payments & Benefits | | | | |
| AR31.201 | State Government- Salary Grants (Non Teaching /Teaching Staff Under Sps) | | | | | AP31.201 | Aided Salaries (Teaching Staff Approved Under Sps) | | | | |
| AR31.201.001 | [0485] Salary Grant | | 21,45,600 | | 23,60,000 | AP31.201.001 | [3750] Pay & Allowances | | 21,45,600 | | 23,60,000 |
| AR31.201.002 | [0486] Arrears Of Salary Grants | | | | | | AP31.201 TOTAL | | 21,45,600 | | 23,60,000 |
| | AR31.201 TOTAL | | 21,45,600 | | 23,60,000 | AP31.204 | Unaided Salaries (Teaching Staff) | | | | |
| | | | | | | AP31.204.006 | [3785] Visiting Faculty Teaching | | | | |
| | | | | | | | AP31.204 TOTAL | | | | |
| | AR31 TOTAL | | 21,45,600 | | 23,60,000 | | AP31 TOTAL | | 21,45,600 | | 23,60,000 |
| | Sector A TOTAL | | 26,04,100 | | 25,41,500 | | Sector A TOTAL | | 23,72,200 | | 25,41,300 |
| Sector C | Earmarked And Special Funds Budget | | | | | Sector C | Earmarked And Special Funds Budget | | | | |
| CR05 | Salary Fund | | | | | CP05 | Salary Fund | | | | |
| CR05.201 | [1735] Contribution From Revenue Budget | | | | | CP05.201 | [5035] Investment In Fixed Deposit | | | | |

| RECEIPTS | | | | | | EXPENDITURE | | | | | |
|--------------|--|--|------------------------------|--------------------------------------|------------------------------|--------------|--|--|------------------------------|--------------------------------------|------------------------------|
| ALIAS | PARTICULARS | Unaudited Figures For Year 2016 - 2017 | Budget Estimates 2017 - 2018 | Revised Budget Estimates 2017 - 2018 | Budget Estimates 2018 - 2019 | ALIAS | PARTICULARS | Unaudited Figures For Year 2016 - 2017 | Budget Estimates 2017 - 2018 | Revised Budget Estimates 2017 - 2018 | Budget Estimates 2018 - 2019 |
| | CR05 TOTAL | | | | | | CP05 TOTAL | | | | |
| | Sector C TOTAL | | | | | | Sector C TOTAL | | | | |
| Sector D | Deposits And Advances Budget | | | | | Sector D | Deposits And Advances Budget | | | | |
| DR01 | Students Related Deposits | | | | | DP01 | Students Related Deposits | | | | |
| DR01.301 | Library Deposit | | | | | DP01.301 | Library Deposit | | | | |
| DR01.301.001 | [2105] Receipts Of Deposit | | 37,500 | | 60,000 | DP01.301.001 | [5291] Refund Of Deposit | | | | |
| | | | | | | DP01.301.002 | [5292] Transfer To Library | | 37,500 | | 60,000 |
| | DR01.301 TOTAL | | 37,500 | | 60,000 | | DP01.301 TOTAL | | 37,500 | | 60,000 |
| DR01.302 | Laboratory Deposit | | | | | DP01.302 | Laboratory Deposit | | | | |
| DR01.302.001 | [2110] Receipts Of Deposit | | 12,500 | | 40,000 | DP01.302.001 | [5295] Refund Of Deposit | | 12,500 | | 40,000 |
| | DR01.302 TOTAL | | 12,500 | | 40,000 | | DP01.302 TOTAL | | 12,500 | | 40,000 |
| DR01.306 | Caution Maoney Deposit | | | | | DP01.306 | Caution Maoney Deposit | | | | |
| DR01.306.001 | [2171] Caution Money Deposit(refund) | | 2,500 | | 4,000 | DP01.306.001 | [5320] Refund Of Deposit | | 2,500 | | 4,000 |
| | DR01.306 TOTAL | | 2,500 | | 4,000 | | DP01.306 TOTAL | | 2,500 | | 4,000 |
| | DR01 TOTAL | | 52,500 | | 1,04,000 | | DP01 TOTAL | | 52,500 | | 1,04,000 |
| DR02 | Deposits From Academic Institutions | | | | | DP02 | Deposits From Academic Institutions | | | | |
| DR02.302 | Deposits From Conducted Colleges | | | | | DP02.302 | Deposits From Conducted Colleges | | | | |
| DR02.302.001 | [2145] Receipts Of Deposit | | | | | DP02.302.001 | [5230] Refund Of Deposit | | | | |
| | DR02.302 TOTAL | | | | | | DP02.302 TOTAL | | | | |
| | DR02 TOTAL | | | | | | DP02 TOTAL | | | | |
| DR08 | Other Advances & Loans | | | | | DP08 | Other Advances & Loans | | | | |
| DR08.301 | Advances To Institutions | | | | | DP08.301 | Advances To Institutions | | | | |
| DR08.301.001 | [2265] Recovery Of Advances Paid | | | | | DP08.301.001 | [6800] Advance Paid | | | | |
| | DR08.301 TOTAL | | | | | | DP08.301 TOTAL | | | | |
| | DR08 TOTAL | | | | | | DP08 TOTAL | | | | |
| | Sector D TOTAL | | 52,500 | | 1,04,000 | | Sector D TOTAL | | 52,500 | | 1,04,000 |
| | 0079 Aided Total | | 26,56,600 | | 26,45,500 | | 0079 Aided Total | | 24,24,700 | | 26,45,300 |

0373 - Department Of English, Churchgate, Mumbai (Aided)

(Old Aided Code : 0401)

| RECEIPTS | | | | | | EXPENDITURE | | | | | |
|--------------|---|---|------------------------------------|---|------------------------------------|--------------|---|---|------------------------------------|---|------------------------------------|
| ALIAS | PARTICULARS | Unaudited Figures For Year 2016 - 2017 | Budget Estimates 2017 - 2018 | Revised Budget Estimates 2017 - 2018 | Budget Estimates 2018 - 2019 | ALIAS | PARTICULARS | Unaudited Figures For Year 2016 - 2017 | Budget Estimates 2017 - 2018 | Revised Budget Estimates 2017 - 2018 | Budget Estimates 2018 - 2019 |
| Sector A | Capital And Revenue Receipt / Expenditure Budget | | | | | Sector A | Capital And Revenue Receipt / Expenditure Budget | | | | |
| | | | | | | AP03 | Furniture & Fixtures | | | | |
| | | | | | | AP03.101 | Purchase Of Furniture & Fixtures | | | | |
| | | | | | | AP03.101.001 | [3065] Purchase Of Furniture | 10,000 | 10,000 | 10,000 | 10,000 |
| | | | | | | | AP03.101 TOTAL | 10,000 | 10,000 | 10,000 | 10,000 |
| | | | | | | | AP03 TOTAL | 10,000 | 10,000 | 10,000 | 10,000 |
| | | | | | | AP04 | Equipments | | | | |
| | | | | | | AP04.101 | Purchase Of Equipments | | | | |
| | | | | | | AP04.101.003 | [3087] Purchase Of Equipment | | 10,000 | 10,000 | 10,000 |
| | | | | | | | AP04.101 TOTAL | | 10,000 | 10,000 | 10,000 |
| | | | | | | | AP04 TOTAL | | 10,000 | 10,000 | 10,000 |
| | | | | | | AP07 | Books & Journals | | | | |
| | | | | | | AP07.101 | Purchase Of Books & Journals | | | | |
| | | | | | | AP07.101.001 | [3155] Purchase Of Books & Journals | 12,000 | 10,000 | 10,000 | 13,000 |
| | | | | | | | AP07.101 TOTAL | 12,000 | 10,000 | 10,000 | 13,000 |
| | | | | | | | AP07 TOTAL | 12,000 | 10,000 | 10,000 | 13,000 |
| | | | | | | AP08 | Software & Development | | | | |
| | | | | | | AP08.101 | Purchase Of Software | | | | |
| | | | | | | AP08.101.006 | [3175] Purchase Of Literature Software | 10,000 | 5,000 | 5,000 | |
| | | | | | | | AP08.101 TOTAL | 10,000 | 5,000 | 5,000 | |
| | | | | | | | AP08 TOTAL | 10,000 | 5,000 | 5,000 | |
| AR10 | Other Development Receipts | | | | | | | | | | |
| AR10.101 | Development Fees | | | | | | | | | | |
| AR10.101.001 | [0111] Development Fees From Student - Institute Share | 6,500 | 6,250 | 7,500 | 8,000 | | | | | | |
| | [0112] Development Fees From Student- University Share | 6,500 | 6,250 | 7,500 | 8,000 | | | | | | |
| | [0113] Development Fee | 13,000 | 12,500 | 15,000 | 16,000 | | | | | | |
| | AR10.101 TOTAL | 6,500 | 6,250 | 7,500 | 8,000 | | | | | | |
| | AR10 TOTAL | 6,500 | 6,250 | 7,500 | 8,000 | | | | | | |
| AR21 | Fees From Students & Colleges | | | | | AP21 | Academic & Activity Expenses | | | | |
| AR21.201 | Academic Receipts - University | | | | | AP21.201 | Academic Expenses | | | | |

| RECEIPTS | | | | | | EXPENDITURE | | | | | |
|--------------|--|--|------------------------------|--------------------------------------|------------------------------|--------------|--|--|------------------------------|--------------------------------------|------------------------------|
| ALIAS | PARTICULARS | Unaudited Figures For Year 2016 - 2017 | Budget Estimates 2017 - 2018 | Revised Budget Estimates 2017 - 2018 | Budget Estimates 2018 - 2019 | ALIAS | PARTICULARS | Unaudited Figures For Year 2016 - 2017 | Budget Estimates 2017 - 2018 | Revised Budget Estimates 2017 - 2018 | Budget Estimates 2018 - 2019 |
| AR21.201.025 | [0208] Alumni Fees Net | | | | | AP21.201.002 | [3326] Publications | 12,000 | 4,000 | 4,000 | 4,000 |
| | [6370] Alumni Fee - Gross | 2,100 | 3,000 | 2,100 | 3,900 | AP21.201.011 | [3335] Prospectus Expenses | 1,000 | 1,000 | 1,000 | 1,000 |
| | [6371] Less : 100 % Transfer To University | 2,100 | 3,000 | 2,100 | 3,900 | AP21.201.012 | [3336] Forms Expenses | 500 | 500 | 500 | 500 |
| AR21.201.027 | [0210] Centenary Fees Net | | | | | AP21.201.013 | [3337] Syllabus Expenses | 1,000 | 500 | 500 | 500 |
| | [6372] Centenary Fees - Gross | | | | | | | | | | |
| | [6373] Less :100 % Transfer To Univaersity | | | | | | | | | | |
| AR21.201.029 | [0212] Calandar Fee Net | | | | | | | | | | |
| | [6376] Calender Fees -Gross | 1,560 | 1,500 | | 1,920 | | | | | | |
| | [6377] Less 100% Transfer To University | 1,560 | 1,500 | | 1,920 | | | | | | |
| | AR21.201 TOTAL | | | | | | AP21.201 TOTAL | 14,500 | 6,000 | 6,000 | 6,000 |
| AR21.202 | Academic Receipts -Institution | | | | | AP21.202 | Activity Expenses | | | | |
| AR21.202.001 | [0220] Admission Fee | 12,190 | 11,500 | 13,800 | 14,720 | AP21.202.001 | [3355] Gymkhana Expenses | 2,000 | 2,000 | 2,000 | 2,000 |
| AR21.202.002 | [0221] Tution Fee | 62,500 | 50,000 | 60,000 | 64,000 | AP21.202.011 | [3365] Educational Tour Expenses | 15,000 | 20,000 | 20,000 | 20,000 |
| AR21.202.003 | [0222] Computer Training Fee | 700 | 15,000 | 18,000 | 19,200 | AP21.202.013 | [3367] Phd Expenses | 10,480 | 10,000 | 10,000 | 15,000 |
| AR21.202.004 | [0223] Identity Card Fee | 1,925 | 1,750 | 2,100 | 2,240 | AP21.202.018 | [3372] Transcript Charge Expenses | 1,000 | 1,000 | | |
| | [0224] Diary Fee - Gross | 2,600 | 2,500 | | | AP21.202.019 | [3373] Teaching Aid & Accessories Expenses | 2,000 | 2,000 | 2,000 | 2,000 |
| | [0225] Diary Fee - Less : 100% Transfer To University | 2,600 | 2,500 | | | AP21.202.020 | [3374] Internship Expenses | 5,500 | 15,000 | 15,000 | 20,000 |
| AR21.202.005 | [0226] Diary Fee - Net | | | | | AP21.202.030 | [3384] Binding Charges | 1,000 | 500 | 500 | 500 |
| | [0227] E-Suvidha Fee - Gross | 2,600 | 2,500 | 3,000 | 3,200 | AP21.202.032 | [3386] Exhibition Expenses | 2,000 | 500 | 500 | 500 |
| | [0228] E-Suvidha - Less : 100% Transfer To University | 2,600 | 2,500 | 3,000 | 3,200 | | | | | | |
| AR21.202.006 | [0229] E-Suvidha - Net | | | | | | | | | | |
| | [0230] Students Welfare Fee - Gross | 3,900 | 3,750 | 4,500 | 4,800 | | | | | | |
| | [0231] Students Welfare Fee -Less : Transfer To University | 3,900 | 3,750 | 4,500 | 4,800 | | | | | | |
| AR21.202.007 | [0232] Students Welfare Fee - Net | | | | | | | | | | |
| | [0233] Medical Fee - Gross | 1,820 | 1,750 | 2,100 | 2,240 | | | | | | |
| | [0234] Medical Fee-Less : Transfer To University | 1,820 | 1,750 | | | | | | | | |
| AR21.202.008 | [0235] Medical Fee - Net | | | 2,100 | 2,240 | | | | | | |
| | [0236] Sports Fee - Gross | 5,200 | 5,000 | 6,000 | 6,400 | | | | | | |
| | [0237] Sports Fee -Less : Transfer To University | 5,200 | 5,000 | 6,000 | 6,400 | | | | | | |
| AR21.202.009 | [0238] Sports Fee - Net | | | | | | | | | | |
| | [0239] Disaster Management Fee - Gross | 520 | 500 | 600 | 640 | | | | | | |
| | [0240] Disaster Management Fee -Less : 100% Transfer To University | 520 | 500 | 600 | 640 | | | | | | |
| AR21.202.010 | [0241] Disaster Management Fee - Net | | | | | | | | | | |
| | [0242] Ashwamedh/ Avishkar/ Indradhanushya Fee - Gross | 1,560 | 1,500 | 1,800 | 1,920 | | | | | | |


| RECEIPTS | | | | | | EXPENDITURE | | | | | |
|--------------|--|--|------------------------------|--------------------------------------|------------------------------|--------------|------------------------------------|--|------------------------------|--------------------------------------|------------------------------|
| ALIAS | PARTICULARS | Unaudited Figures For Year 2016 - 2017 | Budget Estimates 2017 - 2018 | Revised Budget Estimates 2017 - 2018 | Budget Estimates 2018 - 2019 | ALIAS | PARTICULARS | Unaudited Figures For Year 2016 - 2017 | Budget Estimates 2017 - 2018 | Revised Budget Estimates 2017 - 2018 | Budget Estimates 2018 - 2019 |
| AR21.202.011 | [0243] Ashwamedh/ Avishkar/ Indradhanushya Fee -Less : 100% Transfer To University | 1,560 | 1,500 | 1,800 | 1,920 | | | | | | |
| | [0244] Ashwamedh/ Avishkar/ Indradhanushya Fee - Net | | | | | | | | | | |
| | [0245] Eligibility Fee -Gross | 7,000 | 6,625 | 8,250 | 6,630 | | | | | | |
| AR21.202.012 | [0246] Eligibility Fee -Less : 100% Transfer To University | 7,000 | 6,250 | 8,250 | 6,250 | | | | | | |
| | [0247] Eligibility Fee -Net | | | | | | | | | | |
| | [0248] Enrolment Fee - Gross | 7,750 | 6,630 | 9,750 | 6,630 | | | | | | |
| AR21.202.013 | [0249] Enrolment Fee - Less : 100% Transfer To University | 7,750 | 6,250 | 9,750 | 6,250 | | | | | | |
| | [0250] Enrolment Fee - Net | | | | | | | | | | |
| | [0251] Examinations - Gross | 83,200 | 80,000 | 96,000 | 1,02,400 | | | | | | |
| AR21.202.014 | [0252] Examinations -Less :Transfer To University | 83,200 | 80,000 | 96,000 | 1,02,400 | | | | | | |
| | [0253] Examinations Fee- Net | | | | | | | | | | |
| | [6304] Convocation Fee - Gross | 9,450 | 13,500 | 9,450 | 17,550 | | | | | | |
| AR21.202.017 | [6305] Convocation Fee -Less : 100% Transfer To University | 9,450 | 13,500 | 9,450 | 17,550 | | | | | | |
| | [6306] Convocation Fee - Net | | | | | | | | | | |
| | [6307] Library Fee - Gross | 52,000 | 50,000 | 60,000 | 64,000 | | | | | | |
| AR21.202.018 | [6308] Library Fee -Less : 100% Transfer To University Library | 52,000 | 50,000 | 60,000 | 64,000 | | | | | | |
| | [6309] Library Fee - Net | | | | | | | | | | |
| | [6318] Passing Certificate Fee - Gross | 3,150 | | 3,150 | 5,850 | | | | | | |
| AR21.202.023 | [6319] Passing Certificate Fee -Less : 100% Transfer To University | 3,150 | | 3,150 | 5,850 | | | | | | |
| | [6320] Passing Certificate Fee | | | | | | | | | | |
| | [6327] Association Fee - Gross | 2,600 | 2,500 | 3,000 | 3,200 | | | | | | |
| AR21.202.026 | [6328] Association Fee -Less : 100% Transfer To Univ | 2,600 | 2,500 | 3,000 | 3,200 | | | | | | |
| | [6329] Association Fee - Net | | | | | | | | | | |
| | AR21.202 TOTAL | 77,315 | 78,250 | 96,000 | 1,02,400 | | AP21.202 TOTAL | 38,980 | 51,000 | 50,000 | 60,000 |
| AR21.203 | Activity Fees | | | | | AP21.203 | Examination Expenses | | | | |
| AR21.203.001 | [0260] Gymkhana Fee | 26,500 | 25,000 | 30,000 | 32,000 | AP21.203.001 | [3470] Printing | | | | |
| AR21.203.004 | [0263] Internship Fee | 11,000 | 12,500 | 10,500 | 19,500 | AP21.203.002 | [3471] Stationery | | | | |
| AR21.203.007 | [0266] Ph. D. Fee | 2,60,007 | 80,000 | 1,00,000 | 1,00,000 | AP21.203.003 | [3472] Printing Of Answer Books | | | | |
| AR21.203.096 | [0355] Insurance Fees | 1,144 | 1,100 | 1,320 | 1,410 | AP21.203.004 | [3473] Printing Of Question Papers | | | | |
| | | | | | | AP21.203.005 | [3474] Ph.D Remuneration Expenses | 1,465 | | | |
| | | | | | | AP21.203.006 | [3475] Examination Remuneration | | | | |
| | | | | | | AP21.203.010 | [3479] Post & Courier Charges | | | | |

| RECEIPTS | | | | | | EXPENDITURE | | | | | |
|--------------|--------------------------------|--|------------------------------|--------------------------------------|------------------------------|--------------|--|--|------------------------------|--------------------------------------|------------------------------|
| ALIAS | PARTICULARS | Unaudited Figures For Year 2016 - 2017 | Budget Estimates 2017 - 2018 | Revised Budget Estimates 2017 - 2018 | Budget Estimates 2018 - 2019 | ALIAS | PARTICULARS | Unaudited Figures For Year 2016 - 2017 | Budget Estimates 2017 - 2018 | Revised Budget Estimates 2017 - 2018 | Budget Estimates 2018 - 2019 |
| | | | | | | AP21.203.011 | [3480] Travelling Expenses For Exam. | | | | |
| | | | | | | AP21.203.012 | [3481] Admission Test Expenses | | | | |
| | | | | | | AP21.203.013 | [3482] Paper Setting | | | | |
| | AR21.203 TOTAL | 2,98,651 | 1,18,600 | 1,41,820 | 1,52,910 | | AP21.203 TOTAL | 1,465 | | | |
| | | | | | | AP21.206 | Seminars & Conferences | | | | |
| | | | | | | AP21.206.001 | [3515] Seminar Publication | 5,041 | | | 5,000 |
| | | | | | | AP21.206.002 | [3516] Stationery | 2,699 | 2,000 | 2,000 | 2,000 |
| | | | | | | AP21.206.004 | [3518] Memorial Lectures | 3,000 | 5,000 | | |
| | | | | | | AP21.206.005 | [3519] Publication Working Papers | 4,000 | 3,000 | 3,000 | 3,000 |
| | | | | | | AP21.206.006 | [3520] Travelling Expenses | 5,475 | 5,000 | 5,000 | 5,000 |
| | | | | | | AP21.206.007 | [3521] Books & Journals | 3,000 | 3,000 | 3,000 | |
| | | | | | | AP21.206.008 | [3522] Honorarium | | | 5,000 | 5,000 |
| | | | | | | | AP21.206 TOTAL | 23,215 | 18,000 | 18,000 | 20,000 |
| AR21.207 | Other Fee | | | | | AP21.207 | Materials, Consumables, Stores & Chemicals | | | | |
| AR21.207.002 | [0412] Fine/ Miscellaneous Fee | 8,100 | 7,500 | 9,000 | 9,600 | AP21.207.001 | [3530] Materials | | 1,000 | | |
| | | | | | | AP21.207.002 | [3531] Consumables Expenses | 2,000 | 1,000 | | |
| | AR21.207 TOTAL | 8,100 | 7,500 | 9,000 | 9,600 | | AP21.207 TOTAL | 2,000 | 2,000 | | |
| | | | | | | AP21.208 | Library Expenses | | | | |
| | | | | | | AP21.208.001 | [3540] Journals & Periodicals | | 3,000 | 3,000 | 3,000 |
| | | | | | | AP21.208.002 | [3536] Binding Charges | | | | 1,000 |
| | | | | | | | AP21.208 TOTAL | | 3,000 | 3,000 | 4,000 |
| | | | | | | AP21.209 | Students' Welfare , Sports & Cultural Activities Expenses | | | | |
| | | | | | | AP21.209.001 | [3550] Annual Social /Cultural | 3,000 | 3,000 | 3,000 | 3,000 |
| | | | | | | AP21.209.002 | [3551] Function & Festival | 3,500 | 3,000 | 3,000 | 3,000 |
| | | | | | | | AP21.209 TOTAL | 6,500 | 6,000 | 6,000 | 6,000 |
| | AR21 TOTAL | 3,84,066 | 2,04,350 | 2,46,820 | 2,64,910 | | AP21 TOTAL | 86,660 | 86,000 | 83,000 | 96,000 |
| | | | | | | AP22 | Administrative & General Expenses | | | | |
| | | | | | | AP22.201 | Administrative Expenses | | | | |
| | | | | | | AP22.201.001 | [3601] Advertisement And Publicity | 2,000 | 1,000 | 1,000 | 1,000 |
| | | | | | | AP22.201.002 | [3602] Printing | 1,390 | 1,500 | 1,500 | 1,500 |
| | | | | | | AP22.201.003 | [3603] Stationery | 4,354 | 4,000 | 4,000 | 4,000 |
| | | | | | | AP22.201.004 | [3604] Paper For Printing | 3,363 | 1,000 | 1,000 | 1,000 |
| | | | | | | AP22.201.005 | [3605] Xeroxing Charges | 1,275 | 2,000 | 2,000 | 2,000 |
| | | | | | | AP22.201.006 | [3606] Electricity And Power | 1,000 | 1,000 | 1,000 | 1,000 |
| | | | | | | AP22.201.007 | [3607] Telephone And Internet Charges | 1,302 | 1,000 | 1,000 | 1,000 |
| | | | | | | AP22.201.008 | [3608] Postage , Telegram & Courier Charges | 590 | 500 | 500 | 500 |
| | | | | | | AP22.201.011 | [3611] Meeting Expenses | 5,000 | 5,000 | 5,000 | 5,000 |

| RECEIPTS | | | | | | EXPENDITURE | | | | | |
|----------|-------------|---|------------------------------------|---|------------------------------------|--------------|--|---|------------------------------------|---|------------------------------------|
| ALIAS | PARTICULARS | Unaudited Figures For Year 2016 - 2017 | Budget Estimates 2017 - 2018 | Revised Budget Estimates 2017 - 2018 | Budget Estimates 2018 - 2019 | ALIAS | PARTICULARS | Unaudited Figures For Year 2016 - 2017 | Budget Estimates 2017 - 2018 | Revised Budget Estimates 2017 - 2018 | Budget Estimates 2018 - 2019 |
| | | | | | | AP22.201.013 | [3613] Contingency Expenses | 2,000 | 2,000 | 2,000 | 2,000 |
| | | | | | | AP22.201.014 | [3614] News Paper, Periodicals (Magaziens & Journals) | 500 | 500 | 500 | 500 |
| | | | | | | AP22.201.016 | [3616] Sanitary Materials | 270 | 2,000 | 2,000 | 2,000 |
| | | | | | | AP22.201.018 | [3618] Staff Welfare Expenses | 5,000 | 3,000 | 3,000 | 3,000 |
| | | | | | | AP22.201.021 | [3621] Pest Control | 2,300 | 2,500 | 2,500 | 2,500 |
| | | | | | | AP22.201.022 | [3622] Bank Charges | 701 | 1,000 | 1,000 | 1,000 |
| | | | | | | AP22.201.023 | [3623] Miscellaneous Expenses | 750 | 4,000 | 4,000 | 4,000 |
| | | | | | | AP22.201.024 | [3624] Statutory Audit Charges | 7,500 | 7,500 | 7,500 | 7,500 |
| | | | | | | AP22.201.025 | [3625] Internal Audit Charges | 7,500 | 7,500 | 7,500 | 7,500 |
| | | | | | | AP22.201.028 | [3628] Outsourcing Account Work | 5,000 | | 5,000 | 5,000 |
| | | | | | | | AP22.201 TOTAL | 51,795 | 47,000 | 52,000 | 52,000 |
| | | | | | | AP22.202 | Travelling And Transportation Expenses | | | | |
| | | | | | | AP22.202.001 | [3645] Ta/Da Expenses Staff | 620 | 2,000 | 2,000 | 2,000 |
| | | | | | | AP22.202.002 | [3646] Ta/Da Expenses Meeting | 2,000 | 2,000 | 2,000 | 2,000 |
| | | | | | | AP22.202.003 | [3647] Vehicle Hire Charges | 5,000 | 5,000 | 5,000 | 5,000 |
| | | | | | | AP22.202.004 | [3648] Food Allowance | 1,500 | 1,500 | 1,500 | 1,500 |
| | | | | | | | AP22.202 TOTAL | 9,120 | 10,500 | 10,500 | 10,500 |
| | | | | | | AP22.203 | Insurance & Taxes | | | | |
| | | | | | | AP22.203.001 | [3655] Insurance | 1,100 | 1,100 | 1,200 | 1,280 |
| | | | | | | | AP22.203 TOTAL | 1,100 | 1,100 | 1,200 | 1,280 |
| | | | | | | AP22.204 | Outsource Services | | | | |
| | | | | | | AP22.204.001 | [3665] House Keeping Services | | 5,000 | 5,000 | 5,000 |
| | | | | | | | AP22.204 TOTAL | | 5,000 | 5,000 | 5,000 |
| | | | | | | AP22.205 | Repairs And Maintenance | | | | |
| | | | | | | AP22.205.001 | [3675] Maintenance Of Office Equipments | 230 | 8,000 | 8,000 | 8,000 |
| | | | | | | AP22.205.002 | [3676] Maintenance Of Furniture & Fixture | 2,000 | 2,000 | 2,000 | 2,000 |
| | | | | | | AP22.205.003 | [3677] Maintenance Of Electric Installation | 1,000 | 500 | 500 | 500 |
| | | | | | | AP22.205.004 | [3678] Maintenance Of Hardwares | 1,000 | 500 | 500 | 500 |
| | | | | | | AP22.205.010 | [3684] Antivirus Software | 2,000 | 2,000 | 2,000 | 2,000 |
| | | | | | | AP22.205.011 | [3685] Cleaning Material & Services | 1,000 | 1,000 | 1,000 | 1,000 |
| | | | | | | AP22.205.026 | [3700] Emergency & Unforeseen Repairs | 1,000 | 1,000 | 1,000 | 1,000 |
| | | | | | | AP22.205.030 | [3704] Maintenance Of Computer | | 5,000 | 5,000 | 10,000 |
| | | | | | | | AP22.205 TOTAL | 8,230 | 20,000 | 20,000 | 25,000 |
| | | | | | | AP22.206 | Other Expenses | | | | |
| | | | | | | AP22.206.004 | [3713] Hospitality & Sumptuary Expenses | 6,512 | 5,000 | 5,000 | 6,000 |
| | | | | | | AP22.206.008 | [3717] Any Other Contingent Expenses | 1,000 | 1,000 | 1,000 | 1,000 |
| | | | | | | | AP22.206 TOTAL | 7,512 | 6,000 | 6,000 | 7,000 |

| RECEIPTS | | | | | | EXPENDITURE | | | | | |
|--------------|---|--|------------------------------|--------------------------------------|------------------------------|--------------|---|--|------------------------------|--------------------------------------|------------------------------|
| ALIAS | PARTICULARS | Unaudited Figures For Year 2016 - 2017 | Budget Estimates 2017 - 2018 | Revised Budget Estimates 2017 - 2018 | Budget Estimates 2018 - 2019 | ALIAS | PARTICULARS | Unaudited Figures For Year 2016 - 2017 | Budget Estimates 2017 - 2018 | Revised Budget Estimates 2017 - 2018 | Budget Estimates 2018 - 2019 |
| | | | | | | | AP22 TOTAL | 77,757 | 89,600 | 94,700 | 1,00,780 |
| AR31 | Salary Grants | | | | | AP31 | Staff Payments & Benefits | | | | |
| AR31.201 | State Government- Salary Grants (Non Teaching /Teaching Staff Under Sps) | | | | | AP31.201 | Aided Salaries (Teaching Staff Approved Under Sps) | | | | |
| AR31.201.001 | [0485] Salary Grant | 42,29,597 | 47,20,000 | 37,31,780 | 46,02,000 | AP31.201.001 | [3750] Pay & Allowances | 40,10,907 | 40,00,000 | 34,09,700 | 21,60,000 |
| AR31.201.002 | [0486] Arrears Of Salary Grants | | | | | AP31.201.002 | [3751] Clock Hour Basis / Consolidated | 20,000 | 20,000 | 42,100 | 2,40,000 |
| | AR31.201 TOTAL | 42,29,597 | 47,20,000 | 37,31,780 | 46,02,000 | AP31.201.003 | [3752] Vacant Posts | 1,50,000 | 4,00,000 | | 19,20,000 |
| | | | | | | | AP31.201 TOTAL | 41,80,907 | 44,20,000 | 34,51,800 | 43,20,000 |
| | | | | | | AP31.202 | Aided Non Teaching | | | | |
| | | | | | | AP31.202.001 | [3760] Pay & Allowances | 14,190 | 3,00,000 | 2,79,980 | 2,82,000 |
| | | | | | | | AP31.202 TOTAL | 14,190 | 3,00,000 | 2,79,980 | 2,82,000 |
| | | | | | | AP31.204 | Unaided Salaries (Teaching Staff) | | | | |
| | | | | | | AP31.204.006 | [3785] Visiting Faculty Teaching | 34,500 | | | |
| | | | | | | | AP31.204 TOTAL | 34,500 | | | |
| | | | | | | AP31.205 | Un Aided Non Teaching | | | | |
| | | | | | | AP31.205.008 | [3807] Temp. Non Teaching Staff | | | | |
| | | | | | | | AP31.205 TOTAL | | | | |
| | AR31 TOTAL | 42,29,597 | 47,20,000 | 37,31,780 | 46,02,000 | | AP31 TOTAL | 42,29,597 | 47,20,000 | 37,31,780 | 46,02,000 |
| AR32 | Other Income | | | | | | | | | | |
| AR32.202 | Interest On Saving Accounts | | | | | | | | | | |
| AR32.202.001 | [0520] Interest On Saving Bank Account | 30,028 | 25,000 | 25,030 | 10,000 | | | | | | |
| | AR32.202 TOTAL | 30,028 | 25,000 | 25,030 | 10,000 | | | | | | |
| | AR32 TOTAL | 30,028 | 25,000 | 25,030 | 10,000 | | | | | | |
| AR33 | Income From Investments | | | | | | | | | | |
| AR33.201 | Investments From Earnmarked/Endowment Fund | | | | | | | | | | |
| AR33.201.007 | [0617] Interest On Term Deposits With Bank | 3,480 | 4,000 | 3,000 | 3,000 | | | | | | |
| | AR33.201 TOTAL | 3,480 | 4,000 | 3,000 | 3,000 | | | | | | |
| | AR33 TOTAL | 3,480 | 4,000 | 3,000 | 3,000 | | | | | | |
| AR34 | Sale Of Publications | | | | | | | | | | |
| AR34.203 | Sale Of Prospectus & Admission Forms | | | | | | | | | | |
| AR34.203.001 | [0645] Sale Of Prospectus & Admission Forms | 1,100 | 1,250 | | 1,250 | | | | | | |
| | AR34.203 TOTAL | 1,100 | 1,250 | | 1,250 | | | | | | |
| | AR34 TOTAL | 1,100 | 1,250 | | 1,250 | | | | | | |
| | Sector A TOTAL | 46,54,771 | 49,60,850 | 40,14,130 | 48,89,160 | | Sector A TOTAL | 44,26,014 | 49,30,600 | 39,44,480 | 48,31,780 |

| RECEIPTS | | | | | | EXPENDITURE | | | | | |
|--------------|--------------------------------------|---|------------------------------------|---|------------------------------------|--------------|-------------------------------------|---|------------------------------------|---|------------------------------------|
| ALIAS | PARTICULARS | Unaudited Figures For Year 2016 - 2017 | Budget Estimates 2017 - 2018 | Revised Budget Estimates 2017 - 2018 | Budget Estimates 2018 - 2019 | ALIAS | PARTICULARS | Unaudited Figures For Year 2016 - 2017 | Budget Estimates 2017 - 2018 | Revised Budget Estimates 2017 - 2018 | Budget Estimates 2018 - 2019 |
| Sector D | Deposits And Advances Budget | | | | | Sector D | Deposits And Advances Budget | | | | |
| DR01 | Students Related Deposits | | | | | DP01 | Students Related Deposits | | | | |
| DR01.301 | Library Deposit | | | | | DP01.301 | Library Deposit | | | | |
| DR01.301.001 | [2105] Receipts Of Deposit | 46,500 | 37,500 | 58,500 | 37,500 | DP01.301.001 | [5291] Refund Of Deposit | 46,500 | 37,500 | 58,500 | 37,500 |
| | DR01.301 TOTAL | 46,500 | 37,500 | 58,500 | 37,500 | | DP01.301 TOTAL | 46,500 | 37,500 | 58,500 | 37,500 |
| DR01.306 | Caution Maoney Deposit | | | | | DP01.306 | Caution Maoney Deposit | | | | |
| DR01.306.001 | [2171] Caution Money Deposit(refund) | 3,100 | 5,000 | 3,900 | 2,500 | DP01.306.001 | [5320] Refund Of Deposit | 3,100 | 5,000 | 3,900 | 2,500 |
| | DR01.306 TOTAL | 3,100 | 5,000 | 3,900 | 2,500 | | DP01.306 TOTAL | 3,100 | 5,000 | 3,900 | 2,500 |
| | DR01 TOTAL | 49,600 | 42,500 | 62,400 | 40,000 | | DP01 TOTAL | 49,600 | 42,500 | 62,400 | 40,000 |
| | Sector D TOTAL | 49,600 | 42,500 | 62,400 | 40,000 | | Sector D TOTAL | 49,600 | 42,500 | 62,400 | 40,000 |
| | 0373 Aided Total | 47,04,371 | 50,03,350 | 40,76,530 | 49,29,160 | | 0373 Aided Total | 44,75,614 | 49,73,100 | 40,06,880 | 48,71,780 |



0374 - Department Of Gujrati, Churchgate, Mumbai (Aided)

(Old Aided Code : 0402)

| RECEIPTS | | | | | | EXPENDITURE | | | | | |
|--------------|---|---|------------------------------------|---|------------------------------------|--------------|---|---|------------------------------------|---|------------------------------------|
| ALIAS | PARTICULARS | Unaudited Figures For Year 2016 - 2017 | Budget Estimates 2017 - 2018 | Revised Budget Estimates 2017 - 2018 | Budget Estimates 2018 - 2019 | ALIAS | PARTICULARS | Unaudited Figures For Year 2016 - 2017 | Budget Estimates 2017 - 2018 | Revised Budget Estimates 2017 - 2018 | Budget Estimates 2018 - 2019 |
| Sector A | Capital And Revenue Receipt / Expenditure Budget | | | | | Sector A | Capital And Revenue Receipt / Expenditure Budget | | | | |
| | | | | | | AP03 | Furniture & Fixtures | | | | |
| | | | | | | AP03.101 | Purchase Of Furniture & Fixtures | | | | |
| | | | | | | AP03.101.002 | [3056] Purchase Of Chairs & Boards | | | | 8,000 |
| | | | | | | | AP03.101 TOTAL | | | | 8,000 |
| | | | | | | | AP03 TOTAL | | | | 8,000 |
| | | | | | | AP04 | Equipments | | | | |
| | | | | | | AP04.101 | Purchase Of Equipments | | | | |
| | | | | | | AP04.101.003 | [3087] Purchase Of Equipment | | | | 8,000 |
| | | | | | | AP04.101.023 | [3107] Purchase Of Scanner | | | | |
| | | | | | | | AP04.101 TOTAL | | | | 8,000 |
| | | | | | | | AP04 TOTAL | | | | 8,000 |
| | | | | | | AP07 | Books & Journals | | | | |
| | | | | | | AP07.101 | Purchase Of Books & Journals | | | | |
| | | | | | | AP07.101.001 | [3155] Purchase Of Books & Journals | | | | 10,000 |
| | | | | | | | AP07.101 TOTAL | | | | 10,000 |
| | | | | | | | AP07 TOTAL | | | | 10,000 |
| AR10 | Other Development Receipts | | | | | | | | | | |
| AR10.101 | Development Fees | | | | | | | | | | |
| AR10.101.001 | [0111] Development Fees From Student - Institute Share | 2,000 | 3,000 | 2,000 | 4,000 | | | | | | |
| | [0112] Development Fees From Student- University Share | 2,000 | 3,000 | 2,000 | 4,000 | | | | | | |
| | [0113] Development Fee | 4,000 | 6,000 | 4,000 | 8,000 | | | | | | |
| | AR10.101 TOTAL | 2,000 | 3,000 | 2,000 | 4,000 | | | | | | |
| | AR10 TOTAL | 2,000 | 3,000 | 2,000 | 4,000 | | | | | | |
| AR11 | Transfer From Endowment & Special Fund (Capital) | | | | | AP11 | Expenditure From Endowment & Special Fund | | | | |
| | | | | | | AP11.105 | Salary Fund | | | | |
| | | | | | | AP11.105.001 | [3270] Salary Fund Expenses | | | | |
| | | | | | | | AP11.105 TOTAL | | | | |
| AR11.114 | Development & Programme Fund | | | | | | | | | | |
| AR11.114.001 | [0190] Transfer From | | | | | | | | | | |

| RECEIPTS | | | | | | EXPENDITURE | | | | | |
|--------------|--|--|------------------------------|--------------------------------------|------------------------------|--------------|--|--|------------------------------|--------------------------------------|------------------------------|
| ALIAS | PARTICULARS | Unaudited Figures For Year 2016 - 2017 | Budget Estimates 2017 - 2018 | Revised Budget Estimates 2017 - 2018 | Budget Estimates 2018 - 2019 | ALIAS | PARTICULARS | Unaudited Figures For Year 2016 - 2017 | Budget Estimates 2017 - 2018 | Revised Budget Estimates 2017 - 2018 | Budget Estimates 2018 - 2019 |
| | AR11.114 TOTAL | | | | | | | | | | |
| | AR11 TOTAL | | | | | | AP11 TOTAL | | | | |
| AR21 | Fees From Students & Colleges | | | | | AP21 | Academic & Activity Expenses | | | | |
| AR21.201 | Academic Receipts - University | | | | | AP21.201 | Academic Expenses | | | | |
| AR21.201.025 | [0208] Alumni Fees Net | | | | | AP21.201.003 | [3327] Field Work/Participation | | 8,000 | | |
| | [6370] Alumni Fee - Gross | 700 | 900 | 400 | 1,100 | AP21.201.016 | [3340] Identity Card Expenses | | 200 | | 200 |
| | [6371] Less : 100 % Transfer To University | 700 | 900 | 800 | 1,100 | | | | | | |
| AR21.201.027 | [0210] Centenary Fees Net | | | | | | | | | | |
| | [6372] Centenary Fees - Gross | | | | | | | | | | |
| | [6373] Less :100 % Transfer To Univaersity | | | | | | | | | | |
| AR21.201.028 | [0211] Subject Association Fee Net | | | | | | | | | | |
| AR21.201.029 | [0212] Calandar Fee Net | 450 | 1,200 | | | | | | | | |
| | [6376] Calender Fees -Gross | 420 | 750 | | | | | | | | |
| | [6377] Less 100% Transfer To University | | | | | | | | | | |
| | AR21.201 TOTAL | 450 | 1,200 | | | | AP21.201 TOTAL | | 8,200 | | 200 |
| AR21.202 | Academic Receipts -Institution | | | | | AP21.202 | Activity Expenses | | | | |
| AR21.202.001 | [0220] Admission Fee | 4,220 | 5,520 | 3,220 | 7,130 | AP21.202.001 | [3355] Gymkhana Expenses | | 500 | | 1,000 |
| AR21.202.002 | [0221] Tuton Fee | 29,000 | 24,000 | 14,000 | 31,000 | AP21.202.003 | [3357] Computer Training Expenses | | | | |
| AR21.202.003 | [0222] Computer Training Fee | 4,500 | 7,500 | 4,500 | 9,300 | AP21.202.011 | [3365] Educational Tour Expenses | | 10,000 | 10,000 | 8,000 |
| AR21.202.004 | [0223] Identity Card Fee | 560 | 840 | 525 | 1,085 | AP21.202.012 | [3366] Field Visit Expenses | 1,000 | 2,000 | 2,000 | 5,000 |
| | [0224] Diary Fee - Gross | | 1,200 | | | AP21.202.013 | [3367] Phd Expenses | | 1,000 | 1,000 | 4,000 |
| | [0225] Diary Fee - Less : 100% Transfer To University | | | | | AP21.202.016 | [3370] Enrichment Activity Expenses | | 500 | 500 | 500 |
| AR21.202.005 | [0226] Diary Fee - Net | | | | | AP21.202.019 | [3373] Teaching Aid & Accessories Expenses | | 500 | | |
| | [0227] E-Suvidha Fee - Gross | 700 | 1,200 | 750 | 775 | AP21.202.020 | [3374] Internship Expenses | | 500 | 1,000 | 1,000 |
| | [0228] E-Suvidha - Less : 100% Transfer To University | 700 | 1,200 | 750 | 775 | AP21.202.022 | [3376] Instruction Material Expenses | | 500 | | |
| AR21.202.006 | [0229] E-Suvidha - Net | | | | | AP21.202.023 | [3377] Dissertation Expenses | | 500 | 500 | 2,200 |
| | [0230] Students Welfare Fee - Gross | 1,050 | 1,800 | 1,125 | 2,325 | AP21.202.025 | [3379] Assessment Expenses | | 500 | | |
| | [0231] Students Welfare Fee -Less : Transfer To University | 1,050 | 1,800 | 1,125 | 2,325 | AP21.202.026 | [3380] Periodic Test Expenses | | 500 | | |
| AR21.202.007 | [0232] Students Welfare Fee - Net | | | | | AP21.202.030 | [3384] Binding Charges | 65 | | | 100 |
| | [0233] Medical Fee - Gross | 490 | 840 | 525 | 1,085 | AP21.202.038 | [3391] Guest Lecture | 4,500 | 5,000 | 5,000 | 5,000 |
| | [0234] Medical Fee-Less : Transfer To University | 490 | 840 | 525 | 1,085 | | | | | | |
| AR21.202.008 | [0235] Medical Fee - Net | | | | | | | | | | |
| | [0236] Sports Fee - Gross | 1,400 | 2,400 | 1,500 | 3,100 | | | | | | |
| | [0237] Sports Fee -Less : Transfer To University | 1,400 | 2,400 | 1,500 | 3,100 | | | | | | |

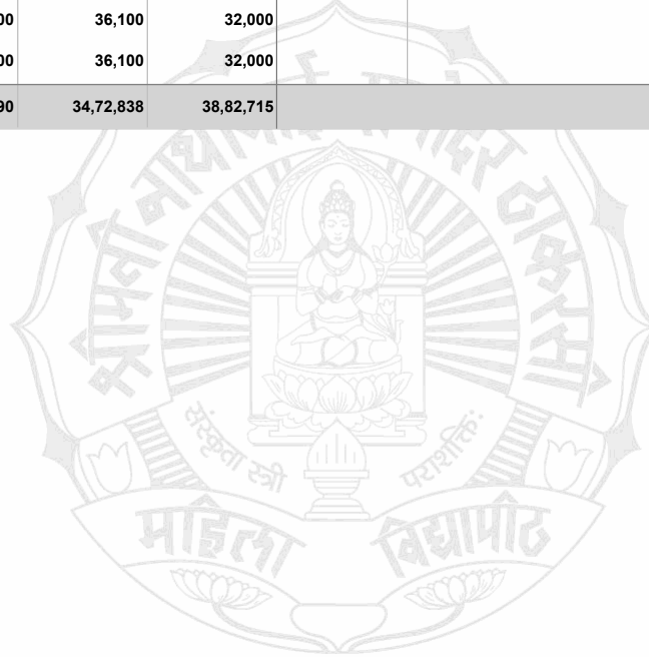
| RECEIPTS | | | | | | EXPENDITURE | | | | | |
|--------------|--|--|------------------------------|--------------------------------------|------------------------------|--------------|------------------------------------|--|------------------------------|--------------------------------------|------------------------------|
| ALIAS | PARTICULARS | Unaudited Figures For Year 2016 - 2017 | Budget Estimates 2017 - 2018 | Revised Budget Estimates 2017 - 2018 | Budget Estimates 2018 - 2019 | ALIAS | PARTICULARS | Unaudited Figures For Year 2016 - 2017 | Budget Estimates 2017 - 2018 | Revised Budget Estimates 2017 - 2018 | Budget Estimates 2018 - 2019 |
| AR21.202.009 | [0238] Sports Fee - Net | | | | | | | | | | |
| | [0239] Disaster Management Fee - Gross | 140 | 240 | 150 | 310 | | | | | | |
| | [0240] Disaster Management Fee -Less : 100% Transfer To University | 140 | 240 | 150 | 310 | | | | | | |
| AR21.202.010 | [0241] Disaster Management Fee - Net | | | | | | | | | | |
| | [0242] Ashwamedh/ Avishkar/ Indradhanushya Fee - Gross | 420 | 720 | 450 | 930 | | | | | | |
| | [0243] Ashwamedh/ Avishkar/ Indradhanushya Fee -Less : 100% Transfer To University | 420 | 720 | 450 | 930 | | | | | | |
| AR21.202.011 | [0244] Ashwamedh/ Avishkar/ Indradhanushya Fee - Net | | | | | | | | | | |
| | [0245] Eligibility Fee -Gross | 530 | 1,325 | 795 | 5,300 | | | | | | |
| | [0246] Eligibility Fee -Less : 100% Transfer To University | 530 | 1,325 | 795 | 5,300 | | | | | | |
| AR21.202.012 | [0247] Eligibility Fee -Net | | | | | | | | | | |
| | [0248] Enrolment Fee - Gross | 1,590 | 3,710 | 2,650 | 5,300 | | | | | | |
| | [0249] Enrolment Fee - Less : 100% Transfer To University | 1,590 | 3,710 | 2,650 | 5,300 | | | | | | |
| AR21.202.013 | [0250] Enrolment Fee - Net | | | | | | | | | | |
| | [0251] Examinations - Gross | 22,400 | 38,400 | 24,000 | 49,600 | | | | | | |
| | [0252] Examinations -Less :Transfer To University | 22,400 | 38,400 | 24,000 | 49,600 | | | | | | |
| AR21.202.014 | [0253] Examinations Fee- Net | | | | | | | | | | |
| | [6304] Convocation Fee - Gross | 3,150 | 3,150 | 1,800 | 4,950 | | | | | | |
| | [6305] Convocation Fee -Less : 100% Transfer To University | 3,150 | 3,150 | 1,800 | 4,950 | | | | | | |
| AR21.202.017 | [6306] Convocation Fee - Net | | | | | | | | | | |
| | [6307] Library Fee - Gross | 13,000 | 24,000 | 14,000 | 30,000 | | | | | | |
| | [6308] Library Fee -Less : 100% Transfer To University Library | 13,000 | 24,000 | 14,000 | 30,000 | | | | | | |
| AR21.202.018 | [6309] Library Fee - Net | | | | | | | | | | |
| | [6327] Association Fee - Gross | 700 | 1,200 | 750 | 1,550 | | | | | | |
| | [6328] Association Fee -Less : 100% Transfer To Univ | 700 | 1,200 | 750 | 1,550 | | | | | | |
| AR21.202.026 | [6329] Association Fee - Net | | | | | | | | | | |
| | AR21.202 TOTAL | 38,280 | 37,860 | 22,245 | 48,515 | | AP21.202 TOTAL | 5,565 | 22,000 | 20,000 | 26,800 |
| AR21.203 | Activity Fees | | | | | AP21.203 | Examination Expenses | | | | |
| AR21.203.001 | [0260] Gymkhana Fee | 7,000 | 12,000 | 12,000 | 15,500 | AP21.203.001 | [3470] Printing | | 5,000 | | |
| AR21.203.004 | [0263] Internship Fee | 4,500 | 3,500 | 2,000 | 5,500 | AP21.203.002 | [3471] Stationery | | 5,000 | | |
| AR21.203.007 | [0266] Ph. D. Fee | 7,050 | 70,000 | 40,000 | 70,000 | AP21.203.004 | [3473] Printing Of Question Papers | | | | |
| AR21.203.052 | [0311] Seminar & Workshop Fees | | | | | AP21.203.005 | [3474] Ph.D Remuneration Expenses | | | | |

| RECEIPTS | | | | | | EXPENDITURE | | | | | |
|--------------|-----------------------|---|------------------------------------|---|------------------------------------|--------------|---|---|------------------------------------|---|------------------------------------|
| ALIAS | PARTICULARS | Unaudited Figures For Year 2016 - 2017 | Budget Estimates 2017 - 2018 | Revised Budget Estimates 2017 - 2018 | Budget Estimates 2018 - 2019 | ALIAS | PARTICULARS | Unaudited Figures For Year 2016 - 2017 | Budget Estimates 2017 - 2018 | Revised Budget Estimates 2017 - 2018 | Budget Estimates 2018 - 2019 |
| AR21.203.096 | [0355] Insurance Fees | 132 | 530 | 330 | 700 | AP21.203.010 | [3479] Post & Courier Charges | | | | |
| | | | | | | AP21.203.013 | [3482] Paper Setting | | | | |
| | | | | | | AP21.203.014 | [3483] Evaluation | | | | |
| | | | | | | AP21.203.018 | [3487] Other Contingent Expenses | | | | |
| | AR21.203 TOTAL | 18,682 | 86,030 | 54,330 | 91,700 | | AP21.203 TOTAL | | 10,000 | | |
| | | | | | | AP21.206 | Seminars & Conferances | | | | |
| | | | | | | AP21.206.001 | [3515] Seminar Publication | 3,500 | | | |
| | | | | | | AP21.206.003 | [3517] Study Tours | | 20,000 | 20,000 | 15,000 |
| | | | | | | AP21.206.007 | [3521] Books & Journals | | 35,000 | | |
| | | | | | | | AP21.206 TOTAL | 3,500 | 55,000 | 20,000 | 15,000 |
| | | | | | | AP21.208 | Library Expenses | | | | |
| | | | | | | AP21.208.001 | [3540] Journarls & Periodicals | | | | |
| | | | | | | | AP21.208 TOTAL | | | | |
| | | | | | | AP21.209 | Students' Welfare , Sports & Cultural Activivties Expenses | | | | |
| | | | | | | AP21.209.007 | [3556] Co-Curriculam Activity Expenses | | 500 | | 500 |
| | | | | | | | AP21.209 TOTAL | | 500 | | 500 |
| | AR21 TOTAL | 57,412 | 1,25,090 | 76,575 | 1,40,215 | | AP21 TOTAL | 9,065 | 95,700 | 40,000 | 42,500 |
| | | | | | | AP22 | Administrative & General Expenses | | | | |
| | | | | | | AP22.201 | Administrative Expenses | | | | |
| | | | | | | AP22.201.002 | [3602] Printing | 2,000 | 5,000 | 2,500 | 5,000 |
| | | | | | | AP22.201.003 | [3603] Stationery | 16,420 | 10,000 | 5,000 | 5,000 |
| | | | | | | AP22.201.004 | [3604] Paper For Printing | | 1,000 | 1,000 | 2,000 |
| | | | | | | AP22.201.005 | [3605] Xeroxing Charges | 2,610 | 3,000 | 3,000 | 5,000 |
| | | | | | | AP22.201.007 | [3607] Telephone And Internet Charges | | 1,000 | | 1,000 |
| | | | | | | AP22.201.008 | [3608] Postage , Telegram & Courier Charges | 390 | 800 | | 800 |
| | | | | | | AP22.201.011 | [3611] Meeting Expenses | | 1,000 | | 1,000 |
| | | | | | | AP22.201.013 | [3613] Contingency Expenses | | 1,000 | | 1,000 |
| | | | | | | AP22.201.016 | [3616] Sanitary Materials | | 500 | | 1,000 |
| | | | | | | AP22.201.021 | [3621] Pest Control | 5,000 | | | 5,000 |
| | | | | | | AP22.201.022 | [3622] Bank Charges | 450 | 500 | | 500 |
| | | | | | | AP22.201.023 | [3623] Miscellaneous Expenses | 845 | 1,500 | | 1,500 |
| | | | | | | AP22.201.024 | [3624] Statutory Audit Charges | 5,000 | 2,500 | | 2,500 |
| | | | | | | AP22.201.025 | [3625] Internal Audit Charges | 5,000 | 2,500 | | 2,500 |
| | | | | | | AP22.201.028 | [3628] Outsourcing Account Work | | | | |
| | | | | | | | AP22.201 TOTAL | 37,715 | 30,300 | 11,500 | 33,800 |
| | | | | | | AP22.202 | Travelling And Transportation Expenses | | | | |
| | | | | | | AP22.202.001 | [3645] Ta/Da Expenses Staff | 3,023 | 1,000 | | 1,000 |

| RECEIPTS | | | | | | EXPENDITURE | | | | | |
|--------------|---|--|------------------------------|--------------------------------------|------------------------------|--------------|---|--|------------------------------|--------------------------------------|------------------------------|
| ALIAS | PARTICULARS | Unaudited Figures For Year 2016 - 2017 | Budget Estimates 2017 - 2018 | Revised Budget Estimates 2017 - 2018 | Budget Estimates 2018 - 2019 | ALIAS | PARTICULARS | Unaudited Figures For Year 2016 - 2017 | Budget Estimates 2017 - 2018 | Revised Budget Estimates 2017 - 2018 | Budget Estimates 2018 - 2019 |
| | | | | | | | AP22.202 TOTAL | 3,023 | 1,000 | | 1,000 |
| | | | | | | AP22.203 | Insurance & Taxes | | | | |
| | | | | | | AP22.203.001 | [3655] Insurance | | 600 | | |
| | | | | | | | AP22.203 TOTAL | | 600 | | |
| | | | | | | AP22.204 | Outsource Services | | | | |
| | | | | | | AP22.204.005 | [3669] Scanning & Data Entry Work | | 1,000 | | 1,000 |
| | | | | | | AP22.204.006 | [3670] Other Services | | | | |
| | | | | | | | AP22.204 TOTAL | | 1,000 | | 1,000 |
| | | | | | | AP22.205 | Repairs And Maintenance | | | | |
| | | | | | | AP22.205.001 | [3675] Maintenance Of Office Equipments | 350 | 1,500 | | 2,000 |
| | | | | | | AP22.205.002 | [3676] Maintenance Of Furniture & Fixture | | 2,000 | | |
| | | | | | | AP22.205.004 | [3678] Maintenance Of Hardwares | | 2,000 | | |
| | | | | | | AP22.205.011 | [3685] Cleaning Material & Services | | 2,000 | | 1,000 |
| | | | | | | | AP22.205 TOTAL | 350 | 7,500 | | 3,000 |
| | | | | | | AP22.206 | Other Expenses | | | | |
| | | | | | | AP22.206.004 | [3713] Hospitality & Sumptuary Expenses | 5,800 | 6,000 | | 5,000 |
| | | | | | | | AP22.206 TOTAL | 5,800 | 6,000 | | 5,000 |
| | | | | | | | AP22 TOTAL | 46,888 | 46,400 | 11,500 | 43,800 |
| AR31 | Salary Grants | | | | | AP31 | Staff Payments & Benefits | | | | |
| AR31.201 | State Government- Salary Grants (Non Teaching /Teaching Staff Under Sps) | | | | | AP31.201 | Aided Salaries (Teaching Staff Approved Under Sps) | | | | |
| AR31.201.001 | [0485] Salary Grant | 28,97,200 | 28,25,000 | 28,56,930 | 28,71,500 | AP31.201.001 | [3750] Pay & Allowances | 22,77,300 | 19,50,000 | 21,84,220 | 24,62,600 |
| | | | | | | AP31.201.002 | [3751] Clock Hour Basis / Consolidated | | 1,50,000 | | 1,20,000 |
| | AR31.201 TOTAL | 28,97,200 | 28,25,000 | 28,56,930 | 28,71,500 | | AP31.201 TOTAL | 22,77,300 | 21,00,000 | 21,84,220 | 25,82,600 |
| | | | | | | AP31.202 | Aided Non Teaching | | | | |
| | | | | | | AP31.202.001 | [3760] Pay & Allowances | 6,19,900 | 7,25,000 | 6,72,710 | 2,88,900 |
| | | | | | | | AP31.202 TOTAL | 6,19,900 | 7,25,000 | 6,72,710 | 2,88,900 |
| | AR31 TOTAL | 28,97,200 | 28,25,000 | 28,56,930 | 28,71,500 | | AP31 TOTAL | 28,97,200 | 28,25,000 | 28,56,930 | 28,71,500 |
| AR32 | Other Income | | | | | AP32 | Expenditure From Endowment & Special Fund | | | | |
| AR32.202 | Interest On Saving Accounts | | | | | AP32.213 | Development & Programme Fund | | | | |
| AR32.202.001 | [0520] Interest On Saving Bank Account | 14,000 | 18,000 | 9,233 | 15,000 | AP32.213.005 | [3919] Seminar & Workshop Expenses | 1,00,000 | 1,00,000 | 25,000 | 40,000 |
| | AR32.202 TOTAL | 14,000 | 18,000 | 9,233 | 15,000 | | AP32.213 TOTAL | 1,00,000 | 1,00,000 | 25,000 | 40,000 |
| | AR32 TOTAL | 14,000 | 18,000 | 9,233 | 15,000 | | AP32 TOTAL | 1,00,000 | 1,00,000 | 25,000 | 40,000 |

| RECEIPTS | | | | | | EXPENDITURE | | | | | |
|--------------|---|---|------------------------------------|---|------------------------------------|--------------|---|---|------------------------------------|---|------------------------------------|
| ALIAS | PARTICULARS | Unaudited Figures For Year 2016 - 2017 | Budget Estimates 2017 - 2018 | Revised Budget Estimates 2017 - 2018 | Budget Estimates 2018 - 2019 | ALIAS | PARTICULARS | Unaudited Figures For Year 2016 - 2017 | Budget Estimates 2017 - 2018 | Revised Budget Estimates 2017 - 2018 | Budget Estimates 2018 - 2019 |
| AR36 | Transfer From Endowment & Special Fund (Revenue) | | | | | | | | | | |
| AR36.213 | Development & Programme Fund | | | | | | | | | | |
| AR36.213.001 | [0755] Transfer From Fund Account | 1,00,000 | 1,00,000 | | | | | | | | |
| | AR36.213 TOTAL | 1,00,000 | 1,00,000 | | | | | | | | |
| | AR36 TOTAL | 1,00,000 | 1,00,000 | | | | | | | | |
| | Sector A TOTAL | 30,70,612 | 30,71,090 | 29,44,738 | 30,30,715 | | Sector A TOTAL | 30,53,153 | 30,67,100 | 29,33,430 | 30,23,800 |
| Sector B | Agency Budget | | | | | Sector B | Agency Budget | | | | |
| BR09 | Grant-In-Aid U G C - Other Than Plan - Capital / Revenue | | | | | BP09 | Grant-In-Aid U G C -Other Than Plan - Capital/ Revenue | | | | |
| BR09.102 | DRS -Gujrati PG | | | | | BP09.102 | DRS -Gujrati PG | | | | |
| BR09.102.001 | [7923] EQUIPMENT | 3,00,000 | | | | BP09.102.001 | [7934] Equipment | 3,00,000 | | | 2,00,000 |
| BR09.102.002 | [7924] BUILDING | | 4,00,000 | | | BP09.102.002 | [7935] Building | | 4,00,000 | | 50,000 |
| BR09.102.003 | [7925] REPROGRAPHIC FACILITIES | | 80,000 | | | BP09.102.003 | [7936] Reprographic Facilities | | 80,000 | | 50,000 |
| | BR09.102 TOTAL | 3,00,000 | 4,80,000 | | 3,00,000 | | BP09.102 TOTAL | 3,00,000 | 4,80,000 | | 3,00,000 |
| BR09.202 | DRS - Gujarati Pg | | | | | BP09.202 | DRS -Gujrati PG | | | | |
| BR09.202.001 | [7926] CONTINGENCY EXPENSES | 60,000 | 60,000 | 60,000 | 70,000 | BP09.202.001 | [7937] Contingency Expenses | 60,000 | 60,000 | 60,000 | 70,000 |
| BR09.202.002 | [7927] FIELD TRIPS | 20,000 | 20,000 | 20,000 | 20,000 | BP09.202.002 | [7938] Field Trips | 20,000 | 20,000 | 20,000 | 20,000 |
| BR09.202.003 | [7928] VISITING FELLOWS | 20,000 | 20,000 | 20,000 | 20,000 | BP09.202.003 | [7939] Visiting Fellows | 20,000 | 20,000 | 20,000 | 20,000 |
| BR09.202.004 | [7929] SEMINAR | 1,00,000 | 1,00,000 | 1,00,000 | 1,10,000 | BP09.202.004 | [7940] Seminar | 1,00,000 | 1,00,000 | 1,00,000 | 1,10,000 |
| BR09.202.005 | [7930] HIRING SERVICES | 20,000 | 20,000 | 20,000 | 25,000 | BP09.202.005 | [7941] Hiring Services | 20,000 | 20,000 | 20,000 | 25,000 |
| BR09.202.006 | [7931] TA/DA | 40,000 | 40,000 | 40,000 | 40,000 | BP09.202.006 | [7942] TA / DA | 40,000 | 40,000 | 40,000 | 40,000 |
| BR09.202.007 | [7932] BOOKS & JOURNALS | 40,000 | 40,000 | 40,000 | 43,000 | BP09.202.007 | [7943] Books & Journals | 40,000 | 40,000 | 40,000 | 43,000 |
| BR09.202.008 | [7933] FELLOWSHIP | | 1,92,000 | 1,92,000 | 1,92,000 | BP09.202.008 | [7944] Fellowship | | 1,92,000 | 1,92,000 | 1,92,000 |
| | BR09.202 TOTAL | 3,00,000 | 4,92,000 | 4,92,000 | 5,20,000 | | BP09.202 TOTAL | 3,00,000 | 4,92,000 | 4,92,000 | 5,20,000 |
| | BR09 TOTAL | 6,00,000 | 9,72,000 | 4,92,000 | 8,20,000 | | BP09 TOTAL | 6,00,000 | 9,72,000 | 4,92,000 | 8,20,000 |
| | Sector B TOTAL | 6,00,000 | 9,72,000 | 4,92,000 | 8,20,000 | | Sector B TOTAL | 6,00,000 | 9,72,000 | 4,92,000 | 8,20,000 |
| Sector C | Earmarked And Special Funds Budget | | | | | Sector C | Earmarked And Special Funds Budget | | | | |
| CR01 | Corpus Fund | | | | | CP01 | Corpus Fund | | | | |
| CR01.208 | Donations From Individual | | | | | CP01.202 | [4985] Transfer To Revenue Budget | 1,00,000 | 1,00,000 | | |
| CR01.208.001 | [1610] Endowment Fund | | | | | | | | | | |
| CR01.208.002 | [1611] Donation From Jayaesh Pandit | 1,00,000 | 1,00,000 | | | | | | | | |
| CR01.208.003 | [1612] Donation Form Individual | | | | | | | | | | |
| | CR01.208 TOTAL | 1,00,000 | 1,00,000 | | | | CP01 TOTAL | 1,00,000 | 1,00,000 | | |
| | CR01 TOTAL | 1,00,000 | 1,00,000 | | | | | | | | |

| RECEIPTS | | | | | | EXPENDITURE | | | | | |
|--------------|--------------------------------------|---|------------------------------------|---|------------------------------------|--------------|-------------------------------------|---|------------------------------------|---|------------------------------------|
| ALIAS | PARTICULARS | Unaudited Figures For Year 2016 - 2017 | Budget Estimates 2017 - 2018 | Revised Budget Estimates 2017 - 2018 | Budget Estimates 2018 - 2019 | ALIAS | PARTICULARS | Unaudited Figures For Year 2016 - 2017 | Budget Estimates 2017 - 2018 | Revised Budget Estimates 2017 - 2018 | Budget Estimates 2018 - 2019 |
| | Sector C TOTAL | 1,00,000 | 1,00,000 | | | | Sector C TOTAL | 1,00,000 | 1,00,000 | | |
| Sector D | Deposits And Advances Budget | | | | | Sector D | Deposits And Advances Budget | | | | |
| DR01 | Students Related Deposits | | | | | DP01 | Students Related Deposits | | | | |
| DR01.301 | Library Deposit | | | | | DP01.301 | Library Deposit | | | | |
| DR01.301.001 | [2105] Receipts Of Deposit | 14,500 | 25,500 | 35,000 | 30,000 | DP01.301.001 | [5291] Refund Of Deposit | 14,500 | 25,500 | 35,000 | 30,000 |
| | DR01.301 TOTAL | 14,500 | 25,500 | 35,000 | 30,000 | | DP01.301 TOTAL | 14,500 | 25,500 | 35,000 | 30,000 |
| DR01.306 | Caution Maoney Deposit | | | | | DP01.306 | Caution Maoney Deposit | | | | |
| DR01.306.001 | [2171] Caution Money Deposit(refund) | 1,500 | 1,700 | 1,100 | 2,000 | DP01.306.001 | [5320] Refund Of Deposit | 1,500 | 1,700 | 1,100 | 2,000 |
| | DR01.306 TOTAL | 1,500 | 1,700 | 1,100 | 2,000 | | DP01.306 TOTAL | 1,500 | 1,700 | 1,100 | 2,000 |
| | DR01 TOTAL | 16,000 | 27,200 | 36,100 | 32,000 | | DP01 TOTAL | 16,000 | 27,200 | 36,100 | 32,000 |
| | Sector D TOTAL | 16,000 | 27,200 | 36,100 | 32,000 | | Sector D TOTAL | 16,000 | 27,200 | 36,100 | 32,000 |
| | 0374 Aided Total | 37,86,612 | 41,70,290 | 34,72,838 | 38,82,715 | | 0374 Aided Total | 37,69,153 | 41,66,300 | 34,61,530 | 38,75,800 |



0375 - Department Of Hindi, Churchgate, Mumbai (Aided)

(Old Aided Code : 0403)

| RECEIPTS | | | | | | EXPENDITURE | | | | | |
|--------------|---|---|------------------------------------|---|------------------------------------|--------------|---|---|------------------------------------|---|------------------------------------|
| ALIAS | PARTICULARS | Unaudited Figures For Year 2016 - 2017 | Budget Estimates 2017 - 2018 | Revised Budget Estimates 2017 - 2018 | Budget Estimates 2018 - 2019 | ALIAS | PARTICULARS | Unaudited Figures For Year 2016 - 2017 | Budget Estimates 2017 - 2018 | Revised Budget Estimates 2017 - 2018 | Budget Estimates 2018 - 2019 |
| Sector A | Capital And Revenue Receipt / Expenditure Budget | | | | | Sector A | Capital And Revenue Receipt / Expenditure Budget | | | | |
| | | | | | | AP03 | Furniture & Fixtures | | | | |
| | | | | | | AP03.101 | Purchase Of Furniture & Fixtures | | | | |
| | | | | | | AP03.101.001 | [3065] Purchase Of Furniture | | 5,000 | | 10,000 |
| | | | | | | | AP03.101 TOTAL | | 5,000 | | 10,000 |
| | | | | | | | AP03 TOTAL | | 5,000 | | 10,000 |
| | | | | | | AP04 | Equipments | | | | |
| | | | | | | AP04.101 | Purchase Of Equipments | | | | |
| | | | | | | AP04.101.003 | [3087] Purchase Of Equipment | | 10,000 | | |
| | | | | | | AP04.101.031 | [7903] Purchase Of Printer | | | | 10,000 |
| | | | | | | | AP04.101 TOTAL | | 10,000 | | 10,000 |
| | | | | | | | AP04 TOTAL | | 10,000 | | 10,000 |
| | | | | | | AP07 | Books & Journals | | | | |
| | | | | | | AP07.101 | Purchase Of Books & Journals | | | | |
| | | | | | | AP07.101.001 | [3155] Purchase Of Books & Journals | | 5,000 | 2,000 | 15,000 |
| | | | | | | | AP07.101 TOTAL | | 5,000 | 2,000 | 15,000 |
| | | | | | | | AP07 TOTAL | | 5,000 | 2,000 | 15,000 |
| | | | | | | AP09 | Hardware & Peripherals | | | | |
| | | | | | | AP09.101 | Development Exp. | | | | |
| | | | | | | AP09.101.001 | [3200] Purchase Of Computer | | | | 25,000 |
| | | | | | | | AP09.101 TOTAL | | | | 25,000 |
| | | | | | | | AP09 TOTAL | | | | 25,000 |
| AR10 | Other Development Receipts | | | | | | | | | | |
| AR10.101 | Development Fees | | | | | | | | | | |
| AR10.101.001 | [0111] Development Fees From Student - Institute Share | 4,500 | 5,625 | 4,000 | 5,000 | | | | | | |
| | [0112] Development Fees From Student- University Share | 4,500 | 5,625 | 4,000 | 5,000 | | | | | | |
| | [0113] Development Fee | 9,000 | 11,250 | 8,000 | 10,000 | | | | | | |
| | AR10.101 TOTAL | 4,500 | 5,625 | 4,000 | 5,000 | | | | | | |
| | AR10 TOTAL | 4,500 | 5,625 | 4,000 | 5,000 | | | | | | |
| AR21 | Fees From Students & Colleges | | | | | AP21 | Academic & Activity Expenses | | | | |

| RECEIPTS | | | | | | EXPENDITURE | | | | | |
|--------------|--|--|------------------------------|--------------------------------------|------------------------------|--------------|---|--|------------------------------|--------------------------------------|------------------------------|
| ALIAS | PARTICULARS | Unaudited Figures For Year 2016 - 2017 | Budget Estimates 2017 - 2018 | Revised Budget Estimates 2017 - 2018 | Budget Estimates 2018 - 2019 | ALIAS | PARTICULARS | Unaudited Figures For Year 2016 - 2017 | Budget Estimates 2017 - 2018 | Revised Budget Estimates 2017 - 2018 | Budget Estimates 2018 - 2019 |
| AR21.201 | Academic Receipts - University | | | | | AP21.201 | Academic Expenses | | | | |
| AR21.201.025 | [0208] Alumni Fees Net | | | | | AP21.201.002 | [3326] Publications | | | | 5,000 |
| | [6370] Alumni Fee - Gross | 1,700 | 2,000 | | | AP21.201.003 | [3327] Field Work/Participation | | | | |
| | [6371] Less : 100 % Transfer To University | 1,700 | 2,000 | | | AP21.201.004 | [3328] Student Welfare Expenses/ Student Council Expenses | | 4,000 | | 4,000 |
| AR21.201.027 | [0210] Centenary Fees Net | | | | | AP21.201.006 | [3330] Souvenir | | 2,000 | | |
| | [6372] Centenary Fees - Gross | | | | | AP21.201.010 | [3334] Phd Entrance Test | | 5,000 | | 10,000 |
| | [6373] Less :100 % Transfer To Univaersity | | | | | | | | | | |
| AR21.201.029 | [0212] Calandar Fee Net | 1,080 | | | | | | | | | |
| | [6376] Calender Fees -Gross | 1,080 | 1,350 | | | | | | | | |
| | [6377] Less 100% Transfer To University | | 1,350 | | | | | | | | |
| | AR21.201 TOTAL | 1,080 | | | | | AP21.201 TOTAL | | 11,000 | | 19,000 |
| AR21.202 | Academic Receipts -Institution | | | | | AP21.202 | Activity Expenses | | | | |
| AR21.202.001 | [0220] Admission Fee | 9,970 | 10,350 | 7,360 | 9,200 | AP21.202.001 | [3355] Gymkhana Expenses | | 5,000 | 4,000 | 5,000 |
| AR21.202.002 | [0221] Tution Fee | 1,40,100 | 45,000 | 32,000 | 40,000 | AP21.202.003 | [3357] Computer Training Expenses | | 2,000 | | 2,000 |
| AR21.202.003 | [0222] Computer Training Fee | 11,400 | 13,500 | 9,600 | 12,000 | AP21.202.005 | [3359] Disaster Management Expenses | | | | |
| AR21.202.004 | [0223] Identity Card Fee | 1,330 | 1,575 | 1,120 | 1,400 | AP21.202.011 | [3365] Educational Tour Expenses | | 10,000 | 10,000 | 10,000 |
| | [0224] Diary Fee - Gross | 1,800 | 2,250 | | | AP21.202.013 | [3367] Phd Expenses | | 5,000 | 5,000 | 5,000 |
| | [0225] Diary Fee - Less : 100% Transfer To University | | 2,250 | | | AP21.202.020 | [3374] Internship Expenses | | 3,000 | 5,000 | 5,000 |
| AR21.202.005 | [0226] Diary Fee - Net | 1,800 | | | | AP21.202.024 | [3378] Project Work Expenses | | 5,000 | | |
| | [0227] E-Suvidha Fee - Gross | 1,800 | 2,250 | 1,600 | 2,000 | AP21.202.025 | [3379] Assessment Expenses | | | | |
| | [0228] E-Suvidha - Less : 100% Transfer To University | 1,800 | 2,250 | 1,600 | 2,000 | AP21.202.031 | [3385] Mike Charges Expenses | | 10,000 | | |
| AR21.202.006 | [0229] E-Suvidha - Net | | | | | AP21.202.039 | [3392] Naac Expenses | | | | |
| | [0230] Students Welfare Fee - Gross | 2,700 | 3,375 | 2,400 | 3,000 | | | | | | |
| | [0231] Students Welfare Fee -Less : Transfer To University | 2,700 | 3,375 | 2,400 | 3,000 | | | | | | |
| AR21.202.007 | [0232] Students Welfare Fee - Net | | | | | | | | | | |
| | [0233] Medical Fee - Gross | 1,260 | 1,575 | 1,120 | 1,400 | | | | | | |
| | [0234] Medical Fee-Less : Transfer To University | 1,260 | 1,575 | 1,120 | 1,400 | | | | | | |
| AR21.202.008 | [0235] Medical Fee - Net | | | | | | | | | | |
| | [0236] Sports Fee - Gross | 3,600 | 4,500 | 3,200 | 4,000 | | | | | | |
| | [0237] Sports Fee -Less : Transfer To University | 3,600 | 4,500 | 3,200 | 4,000 | | | | | | |
| AR21.202.009 | [0238] Sports Fee - Net | | | | | | | | | | |
| | [0239] Disaster Management Fee - Gross | 360 | 450 | 320 | 400 | | | | | | |
| | [0240] Disaster Management Fee -Less : 100% Transfer To University | 360 | 450 | 320 | 400 | | | | | | |
| AR21.202.010 | [0241] Disaster Management Fee - Net | | | | | | | | | | |

| RECEIPTS | | | | | | EXPENDITURE | | | | | |
|--------------|--|--|------------------------------|--------------------------------------|------------------------------|--------------|------------------------------------|--|------------------------------|--------------------------------------|------------------------------|
| ALIAS | PARTICULARS | Unaudited Figures For Year 2016 - 2017 | Budget Estimates 2017 - 2018 | Revised Budget Estimates 2017 - 2018 | Budget Estimates 2018 - 2019 | ALIAS | PARTICULARS | Unaudited Figures For Year 2016 - 2017 | Budget Estimates 2017 - 2018 | Revised Budget Estimates 2017 - 2018 | Budget Estimates 2018 - 2019 |
| | [0242] Ashwamedh/ Avishkar/ Indradhanushya Fee - Gross | 1,080 | 1,350 | 960 | 1,200 | | | | | | |
| | [0243] Ashwamedh/ Avishkar/ Indradhanushya Fee -Less : 100% Transfer To University | 1,080 | 1,350 | 960 | 1,200 | | | | | | |
| AR21.202.011 | [0244] Ashwamedh/ Avishkar/ Indradhanushya Fee - Net | | | | | | | | | | |
| | [0245] Eligibility Fee -Gross | 1,060 | 1,325 | 1,250 | 3,975 | | | | | | |
| | [0246] Eligibility Fee -Less : 100% Transfer To University | 1,060 | 1,325 | 1,250 | 3,975 | | | | | | |
| AR21.202.012 | [0247] Eligibility Fee -Net | | | | | | | | | | |
| | [0248] Enrolment Fee - Gross | 4,505 | 5,300 | 3,975 | 6,625 | | | | | | |
| | [0249] Enrolment Fee - Less : 100% Transfer To University | 4,505 | 5,300 | 3,975 | 6,625 | | | | | | |
| AR21.202.013 | [0250] Enrolment Fee - Net | | | | | | | | | | |
| | [0251] Examinations - Gross | 57,600 | 72,000 | 51,200 | 64,000 | | | | | | |
| | [0252] Examinations -Less :Transfer To University | 57,600 | 72,000 | 51,200 | 64,000 | | | | | | |
| AR21.202.014 | [0253] Examinations Fee- Net | | | | | | | | | | |
| | [6304] Convocation Fee - Gross | 7,650 | 9,000 | 7,650 | 6,750 | | | | | | |
| | [6305] Convocation Fee -Less : 100% Transfer To University | 7,650 | 9,000 | 7,650 | 6,750 | | | | | | |
| AR21.202.017 | [6306] Convocation Fee - Net | | | | | | | | | | |
| | [6307] Library Fee - Gross | 36,000 | 45,000 | 32,000 | 40,000 | | | | | | |
| | [6308] Library Fee -Less : 100% Transfer To University Library | 36,000 | 45,000 | 32,000 | 40,000 | | | | | | |
| AR21.202.018 | [6309] Library Fee - Net | | | | | | | | | | |
| | [6327] Association Fee - Gross | 1,800 | 2,250 | 1,600 | 2,000 | | | | | | |
| | [6328] Association Fee -Less : 100% Transfer To Univ | 1,800 | 2,250 | 1,600 | 2,000 | | | | | | |
| AR21.202.026 | [6329] Association Fee - Net | | | | | | | | | | |
| | AR21.202 TOTAL | 1,64,600 | 70,425 | 50,080 | 62,600 | | AP21.202 TOTAL | | 40,000 | 24,000 | 27,000 |
| AR21.203 | Activity Fees | | | | | AR21.203 | Examination Expenses | | | | |
| AR21.203.001 | [0260] Gymkhana Fee | 19,500 | 22,500 | 16,000 | 20,000 | AR21.203.001 | [3470] Printing | | | | |
| AR21.203.004 | [0263] Internship Fee | 8,500 | 10,000 | 8,500 | 7,500 | AR21.203.002 | [3471] Stationery | | | | |
| AR21.203.007 | [0266] Ph. D. Fee | 1,50,000 | 2,00,000 | 2,04,140 | 1,50,000 | AR21.203.003 | [3472] Printing Of Answer Books | | | | |
| AR21.203.096 | [0355] Insurance Fees | 286 | 990 | 704 | 880 | AR21.203.004 | [3473] Printing Of Question Papers | | 2,000 | | |
| | | | | | | AR21.203.005 | [3474] Ph.D Remuneration Expenses | | 5,000 | | |
| | | | | | | AR21.203.006 | [3475] Examination Remuneration | | 2,000 | | |
| | | | | | | AR21.203.010 | [3479] Post & Courier Charges | | | | |
| | | | | | | AR21.203.013 | [3482] Paper Setting | | | | |
| | | | | | | AR21.203.014 | [3483] Evaluation | | | | |

| RECEIPTS | | | | | | EXPENDITURE | | | | | |
|--------------|---------------------------------|--|------------------------------|--------------------------------------|------------------------------|--------------|--|--|------------------------------|--------------------------------------|------------------------------|
| ALIAS | PARTICULARS | Unaudited Figures For Year 2016 - 2017 | Budget Estimates 2017 - 2018 | Revised Budget Estimates 2017 - 2018 | Budget Estimates 2018 - 2019 | ALIAS | PARTICULARS | Unaudited Figures For Year 2016 - 2017 | Budget Estimates 2017 - 2018 | Revised Budget Estimates 2017 - 2018 | Budget Estimates 2018 - 2019 |
| | AR21.203 TOTAL | 1,78,286 | 2,33,490 | 2,29,344 | 1,78,380 | AP21.203.018 | [3487] Other Contingent Expenses | | 1,000 | | |
| | | | | | | AP21.203.019 | [3488] Semester Examination Exp | | | | |
| AR21.204 | Examination Fees | | | | | | AP21.203 TOTAL | | 10,000 | | |
| AR21.204.007 | [0377] Passing Certificate Fees | 2,550 | 3,000 | 2,550 | 2,250 | | | | | | |
| | AR21.204 TOTAL | 2,550 | 3,000 | 2,550 | 2,250 | AP21.205 | Scholarships, Fellowships & Incidental Expenses | | | | |
| | | | | | | AP21.205.004 | [3508] Students Tours & Field Studies | | 10,000 | 10,000 | 20,000 |
| | | | | | | | AP21.205 TOTAL | | 10,000 | 10,000 | 20,000 |
| | | | | | | AP21.206 | Seminars & Conferances | | | | |
| | | | | | | AP21.206.001 | [3515] Seminar Publication | | 35,000 | | |
| | | | | | | AP21.206.002 | [3516] Stationery | | 2,000 | | |
| | | | | | | | AP21.206 TOTAL | | 37,000 | | |
| AR21.207 | Other Fee | | | | | AP21.209 | Students' Welfare , Sports & Cultural Activities Expenses | | | | |
| AR21.207.002 | [0412] Fine/ Miscellaneous Fee | 5,700 | 6,750 | 4,800 | 6,000 | AP21.209.001 | [3550] Annual Social /Cultural | | 5,000 | | |
| | AR21.207 TOTAL | 5,700 | 6,750 | 4,800 | 6,000 | AP21.209.002 | [3551] Function & Festival | | 3,000 | | |
| | | | | | | AP21.209.003 | [3552] Ashwmedh Expenses | | | | |
| | | | | | | | AP21.209 TOTAL | | 8,000 | | |
| | AR21 TOTAL | 3,52,216 | 3,13,665 | 2,86,774 | 2,49,230 | | AP21 TOTAL | | 1,16,000 | 34,000 | 66,000 |
| | | | | | | AP22 | Administrative & General Expenses | | | | |
| | | | | | | AP22.201 | Administrative Expenses | | | | |
| | | | | | | AP22.201.001 | [3601] Advertisement And Publicity | | 2,000 | | 2,000 |
| | | | | | | AP22.201.002 | [3602] Printing | | 2,000 | 2,000 | 2,000 |
| | | | | | | AP22.201.003 | [3603] Stationery | 7,342 | 10,000 | 10,664 | 10,000 |
| | | | | | | AP22.201.004 | [3604] Paper For Printing | | 2,500 | 2,500 | 2,500 |
| | | | | | | AP22.201.005 | [3605] Xeroxing Charges | 2,409 | 4,000 | 4,000 | 4,000 |
| | | | | | | AP22.201.006 | [3606] Electricity And Power | | | | |
| | | | | | | AP22.201.007 | [3607] Telephone And Internet Charges | | | | |
| | | | | | | AP22.201.008 | [3608] Postage , Telegram & Courier Charges | 511 | 1,000 | 1,000 | 1,000 |
| | | | | | | AP22.201.011 | [3611] Meeting Expenses | | 500 | 500 | 500 |
| | | | | | | AP22.201.014 | [3614] News Paper, Periodicals (Magaziens & Journals) | | | | |
| | | | | | | AP22.201.016 | [3616] Sanitary Materials | 1,346 | 4,000 | 2,000 | 2,000 |
| | | | | | | AP22.201.020 | [3620] Labour Charges | | 2,000 | | |

| RECEIPTS | | | | | | EXPENDITURE | | | | | |
|--------------|--|--|------------------------------|--------------------------------------|------------------------------|--------------|--|--|------------------------------|--------------------------------------|------------------------------|
| ALIAS | PARTICULARS | Unaudited Figures For Year 2016 - 2017 | Budget Estimates 2017 - 2018 | Revised Budget Estimates 2017 - 2018 | Budget Estimates 2018 - 2019 | ALIAS | PARTICULARS | Unaudited Figures For Year 2016 - 2017 | Budget Estimates 2017 - 2018 | Revised Budget Estimates 2017 - 2018 | Budget Estimates 2018 - 2019 |
| | | | | | | AP22.201.022 | [3622] Bank Charges | 1,450 | 2,500 | 2,000 | 2,000 |
| | | | | | | AP22.201.023 | [3623] Miscellaneous Expenses | 2,670 | 2,000 | 2,000 | 2,000 |
| | | | | | | AP22.201.024 | [3624] Statutory Audit Charges | | 5,000 | 5,000 | 5,000 |
| | | | | | | AP22.201.025 | [3625] Internal Audit Charges | 5,000 | 5,000 | 5,000 | 5,000 |
| | | | | | | AP22.201.028 | [3628] Outsourcing Account Work | 5,000 | | 5,000 | 5,000 |
| | | | | | | AP22.201.029 | [3629] Seminar & Workshop Expenses | | | 20,000 | 40,000 |
| | | | | | | | AP22.201 TOTAL | 25,728 | 42,500 | 61,664 | 83,000 |
| | | | | | | AP22.202 | Travelling And Transportation Expenses | | | | |
| | | | | | | AP22.202.001 | [3645] Ta/Da Expenses Staff | 3,440 | 3,500 | 3,500 | 5,000 |
| | | | | | | | AP22.202 TOTAL | 3,440 | 3,500 | 3,500 | 5,000 |
| | | | | | | AP22.203 | Insurance & Taxes | | | | |
| | | | | | | AP22.203.001 | [3655] Insurance | 800 | 990 | 640 | 800 |
| | | | | | | | AP22.203 TOTAL | 800 | 990 | 640 | 800 |
| | | | | | | AP22.204 | Outsource Services | | | | |
| | | | | | | AP22.204.001 | [3665] House Keeping Services | | 5,000 | | |
| | | | | | | AP22.204.005 | [3669] Scanning & Data Entry Work | | 1,000 | | |
| | | | | | | | AP22.204 TOTAL | | 6,000 | | |
| | | | | | | AP22.205 | Repairs And Maintenance | | | | |
| | | | | | | AP22.205.001 | [3675] Maintenance Of Office Equipments | 1,617 | 2,500 | | 5,000 |
| | | | | | | AP22.205.002 | [3676] Maintenance Of Furniture & Fixture | | 2,000 | | 1,000 |
| | | | | | | AP22.205.004 | [3678] Maintenance Of Hardwares | | 5,000 | | 5,000 |
| | | | | | | AP22.205.010 | [3684] Antivirus Software | | 1,000 | | 2,000 |
| | | | | | | AP22.205.011 | [3685] Cleaning Material & Services | | 1,000 | | 2,000 |
| | | | | | | AP22.205.026 | [3700] Emergency & Unforeseen Repairs | | 1,000 | | 10,000 |
| | | | | | | AP22.205.030 | [3704] Maintenance Of Computer | | 5,000 | | 5,000 |
| | | | | | | | AP22.205 TOTAL | 1,617 | 17,500 | | 30,000 |
| | | | | | | AP22.206 | Other Expenses | | | | |
| | | | | | | AP22.206.004 | [3713] Hospitality & Sumptuary Expenses | 2,818 | 10,000 | 8,000 | 5,000 |
| | | | | | | | AP22.206 TOTAL | 2,818 | 10,000 | 8,000 | 5,000 |
| | | | | | | | AP22 TOTAL | 34,403 | 80,490 | 73,804 | 1,23,800 |
| AR31 | Salary Grants | | | | | AP31 | Staff Payments & Benefits | | | | |
| AR31.201 | State Government- Salary Grants (Non Teaching /Teaching Staff Under Sps) | | | | | AP31.201 | Aided Salaries (Teaching Staff Approved Under Sps) | | | | |
| AR31.201.001 | [0485] Salary Grant | 38,93,105 | 47,50,000 | 27,55,257 | 30,00,000 | AP31.201.001 | [3750] Pay & Allowances | 32,47,566 | 39,24,000 | 29,05,605 | 30,80,000 |
| AR31.201.002 | [0486] Arrears Of Salary Grants | | | 2,00,348 | 2,00,000 | AP31.201.002 | [3751] Clock Hour Basis / Consolidated | | | 50,000 | 1,20,000 |
| | | | | | | AP31.201.003 | [3752] Vacant Posts | 35,000 | 2,50,000 | | |
| | | | | | | | AP31.201 TOTAL | 32,82,566 | 41,74,000 | 29,55,605 | 32,00,000 |
| | | | | | | AP31.202 | Aided Non Teaching | | | | |
| | AR31.201 TOTAL | 38,93,105 | 47,50,000 | 29,55,605 | 32,00,000 | | | | | | |

| RECEIPTS | | | | | | EXPENDITURE | | | | | |
|--------------|---|--|------------------------------|--------------------------------------|------------------------------|--------------|-------------------------------------|--|------------------------------|--------------------------------------|------------------------------|
| ALIAS | PARTICULARS | Unaudited Figures For Year 2016 - 2017 | Budget Estimates 2017 - 2018 | Revised Budget Estimates 2017 - 2018 | Budget Estimates 2018 - 2019 | ALIAS | PARTICULARS | Unaudited Figures For Year 2016 - 2017 | Budget Estimates 2017 - 2018 | Revised Budget Estimates 2017 - 2018 | Budget Estimates 2018 - 2019 |
| AR31.203 | SALARY FROM UNIVRSITY FUND | | | | | AP31.202.001 | [3760] Pay & Allowances | 4,23,000 | 5,76,000 | | |
| AR31.203.001 | [0510] Salary From University Fund | 90,000 | 90,000 | 90,000 | 90,000 | AP31.202.008 | [3767] Temporary Non Teaching Staff | 80,257 | | | |
| | AR31.203 TOTAL | 90,000 | 90,000 | 90,000 | 90,000 | | AP31.202 TOTAL | 5,03,257 | 5,76,000 | | |
| | | | | | | AP31.205 | Un Aided Non Teaching | | | | |
| | | | | | | AP31.205.008 | [3807] Temp. Non Teaching Staff | 90,000 | 90,000 | 90,000 | 90,000 |
| | | | | | | | AP31.205 TOTAL | 90,000 | 90,000 | 90,000 | 90,000 |
| | AR31 TOTAL | 39,83,105 | 48,40,000 | 30,45,605 | 32,90,000 | | AP31 TOTAL | 38,75,823 | 48,40,000 | 30,45,605 | 32,90,000 |
| AR32 | Other Income | | | | | | | | | | |
| AR32.202 | Interest On Saving Accounts | | | | | | | | | | |
| AR32.202.001 | [0520] Interest On Saving Bank Account | 26,291 | 30,000 | 7,869 | 2,000 | | | | | | |
| | AR32.202 TOTAL | 26,291 | 30,000 | 7,869 | 2,000 | | | | | | |
| | AR32 TOTAL | 26,291 | 30,000 | 7,869 | 2,000 | | | | | | |
| AR34 | Sale Of Publications | | | | | | | | | | |
| AR34.203 | Sale Of Prospectus & Admission Forms | | | | | | | | | | |
| AR34.203.001 | [0645] Sale Of Prospectus & Admission Forms | | | | | | | | | | |
| | AR34.203 TOTAL | | | | | | | | | | |
| | AR34 TOTAL | | | | | | | | | | |
| | Sector A TOTAL | 43,66,112 | 51,89,290 | 33,44,248 | 35,46,230 | | Sector A TOTAL | 39,10,226 | 50,56,490 | 31,55,409 | 35,39,800 |
| Sector D | Deposits And Advances Budget | | | | | Sector D | Deposits And Advances Budget | | | | |
| DR01 | Students Related Deposits | | | | | DP01 | Students Related Deposits | | | | |
| DR01.301 | Library Deposit | | | | | DP01.301 | Library Deposit | | | | |
| DR01.301.001 | [2105] Receipts Of Deposit | 28,500 | 37,500 | 22,500 | 37,500 | DP01.301.001 | [5291] Refund Of Deposit | 28,500 | 37,500 | 22,500 | 37,500 |
| | DR01.301 TOTAL | 28,500 | 37,500 | 22,500 | 37,500 | | DP01.301 TOTAL | 28,500 | 37,500 | 22,500 | 37,500 |
| DR01.306 | Caution Maoney Deposit | | | | | DP01.306 | Caution Maoney Deposit | | | | |
| DR01.306.001 | [2171] Caution Money Deposit(refund) | 1,900 | 2,500 | 1,500 | 2,500 | DP01.306.001 | [5320] Refund Of Deposit | 1,900 | 2,500 | 1,500 | 2,500 |
| | DR01.306 TOTAL | 1,900 | 2,500 | 1,500 | 2,500 | | DP01.306 TOTAL | 1,900 | 2,500 | 1,500 | 2,500 |
| | DR01 TOTAL | 30,400 | 40,000 | 24,000 | 40,000 | | DP01 TOTAL | 30,400 | 40,000 | 24,000 | 40,000 |
| | Sector D TOTAL | 30,400 | 40,000 | 24,000 | 40,000 | | Sector D TOTAL | 30,400 | 40,000 | 24,000 | 40,000 |
| | 0375 Aided Total | 43,96,512 | 52,29,290 | 33,68,248 | 35,86,230 | | 0375 Aided Total | 39,40,626 | 50,96,490 | 31,79,409 | 35,79,800 |

0376 - Department Of Marathi, Churchgate, Mumbai (Aided)

(Old Aided Code : 0404)

| RECEIPTS | | | | | | EXPENDITURE | | | | | |
|--------------|---|---|------------------------------------|---|------------------------------------|--------------|---|---|------------------------------------|---|------------------------------------|
| ALIAS | PARTICULARS | Unaudited Figures For Year 2016 - 2017 | Budget Estimates 2017 - 2018 | Revised Budget Estimates 2017 - 2018 | Budget Estimates 2018 - 2019 | ALIAS | PARTICULARS | Unaudited Figures For Year 2016 - 2017 | Budget Estimates 2017 - 2018 | Revised Budget Estimates 2017 - 2018 | Budget Estimates 2018 - 2019 |
| Sector A | Capital And Revenue Receipt / Expenditure Budget | | | | | Sector A | Capital And Revenue Receipt / Expenditure Budget | | | | |
| | | | | | | AP01 | Land & Building | | | | |
| | | | | | | AP01.102 | Major Repairs & Renovation | | | | |
| | | | | | | AP01.102.004 | [3014] Window Grill | | | | |
| | | | | | | | AP01.102 TOTAL | | | | |
| | | | | | | | AP01 TOTAL | | | | |
| | | | | | | AP03 | Furniture & Fixtures | | | | |
| | | | | | | AP03.101 | Purchase Of Furniture & Fixtures | | | | |
| | | | | | | AP03.101.002 | [3056] Purchase Of Chairs & Boards | | 5,000 | | 5,000 |
| | | | | | | AP03.101.003 | [3057] Purchase Of Tables | 5,000 | 5,000 | | |
| | | | | | | AP03.101.004 | [3058] Purchase Of Cupboards | | | | |
| | | | | | | | AP03.101 TOTAL | 5,000 | 10,000 | | 5,000 |
| | | | | | | | AP03 TOTAL | 5,000 | 10,000 | | 5,000 |
| | | | | | | AP04 | Equipments | | | | |
| | | | | | | AP04.101 | Purchase Of Equipments | | | | |
| | | | | | | AP04.101.013 | [3097] Purchase Of A. C. | | | | |
| | | | | | | AP04.101.016 | [3100] Purchase Of Hi-Fi Speakers | | | | 5,000 |
| | | | | | | AP04.101.017 | [3101] Purchase Of Home Theatre System | | | | |
| | | | | | | | AP04.101 TOTAL | | | | 5,000 |
| | | | | | | | AP04 TOTAL | | | | 5,000 |
| AR10 | Other Development Receipts | | | | | AP10 | Other Development Expenditure | | | | |
| AR10.101 | Development Fees | | | | | AP10.101 | Development Exp. | | | | |
| AR10.101.001 | [0111] Development Fees From Student - Institute Share | 4,250 | 6,250 | 2,375 | 3,875 | AP10.101.001 | [3215] New Harbal Garden | | | | |
| | [0112] Development Fees From Student- University Share | 4,250 | | 2,375 | 3,875 | | | | | | |
| | [0113] Development Fee | | | 4,750 | 7,750 | | | | | | |
| | AR10.101 TOTAL | 4,250 | 6,250 | 2,375 | 3,875 | | AP10.101 TOTAL | | | | |
| | AR10 TOTAL | 4,250 | 6,250 | 2,375 | 3,875 | | AP10 TOTAL | | | | |
| AR21 | Fees From Students & Colleges | | | | | AP21 | Academic & Activity Expenses | | | | |
| AR21.201 | Academic Receipts - University | | | | | AP21.201 | Academic Expenses | | | | |
| AR21.201.010 | [0202] Disaster Management Fee - Net | | 150 | | | AP21.201.001 | [3325] Admission Expenses | | | | |

| RECEIPTS | | | | | | EXPENDITURE | | | | | |
|--------------|--|--|------------------------------|--------------------------------------|------------------------------|--------------|---|--|------------------------------|--------------------------------------|------------------------------|
| ALIAS | PARTICULARS | Unaudited Figures For Year 2016 - 2017 | Budget Estimates 2017 - 2018 | Revised Budget Estimates 2017 - 2018 | Budget Estimates 2018 - 2019 | ALIAS | PARTICULARS | Unaudited Figures For Year 2016 - 2017 | Budget Estimates 2017 - 2018 | Revised Budget Estimates 2017 - 2018 | Budget Estimates 2018 - 2019 |
| AR21.201.011 | [0203] Ashwamedh/ Avishkar/ Indradhanushya Fee | | 450 | | | AP21.201.004 | [3328] Student Welfare Expenses/ Student Council Expenses | | 1,000 | | |
| AR21.201.012 | [0204] Eligibility Fee | 280 | 1,890 | | | AP21.201.010 | [3334] Phd Enterance Test | | 1,000 | | |
| AR21.201.024 | [0207] Enrolment Fee | 2,150 | 4,050 | 560 | | AP21.201.011 | [3335] Prospectus Expenses | | | | |
| AR21.201.025 | [0208] Alumni Fees Net | | 500 | | | AP21.201.014 | [3338] Diary Expenses | | | | |
| | [6370] Alumni Fee - Gross | 1,500 | | 300 | 1,600 | AP21.201.015 | [3339] Research Journal Expenses | | | | |
| | [6371] Less : 100 % Transfer To University | 1,500 | | 300 | 1,600 | | | | | | |
| AR21.201.027 | [0210] Centenary Fees Net | | | | | | | | | | |
| AR21.201.028 | [0211] Subject Association Fee Net | | | | | | | | | | |
| AR21.201.029 | [0212] Calandar Fee Net | 480 | 450 | 30 | | | | | | | |
| | AR21.201 TOTAL | 2,910 | 7,490 | 590 | | | AP21.201 TOTAL | | 2,000 | | |
| AR21.202 | Academic Receipts -Institution | | | | | AP21.202 | Activity Expenses | | | | |
| AR21.202.001 | [0220] Admission Fee | 4,450 | 3,450 | 2,840 | 5,290 | AP21.202.001 | [3355] Gymkhana Expenses | | 500 | 500 | 500 |
| AR21.202.002 | [0221] Tution Fee | 1,30,800 | 15,000 | 44,500 | 20,000 | AP21.202.002 | [3356] Training Programme For Staff | | 500 | | 1,000 |
| AR21.202.003 | [0222] Computer Training Fee | 4,800 | 4,500 | 6,008 | 9,300 | AP21.202.005 | [3359] Disaster Management Expenses | | 500 | | |
| AR21.202.004 | [0223] Identity Card Fee | 595 | 525 | 700 | 1,085 | AP21.202.011 | [3365] Educational Tour Expenses | | 4,000 | 4,000 | 1,500 |
| | [0224] Diary Fee - Gross | 400 | 750 | | | AP21.202.012 | [3366] Field Visit Expenses | | 2,000 | | 1,000 |
| | [0225] Diary Fee - Less : 100% Transfer To University | 400 | 750 | | | AP21.202.013 | [3367] Phd Expenses | | | | 1,000 |
| AR21.202.005 | [0226] Diary Fee - Net | | | | | AP21.202.014 | [3368] M.Phil Expenses | | | | |
| | [0227] E-Suvidha Fee - Gross | 800 | 750 | 950 | 1,550 | AP21.202.024 | [3378] Project Work Expenses | | | | |
| | [0228] E-Suvidha - Less : 100% Transfer To University | 800 | 750 | 2,130 | 1,550 | AP21.202.026 | [3380] Periodic Test Expenses | | | | |
| AR21.202.006 | [0229] E-Suvidha - Net | | | | | AP21.202.028 | [3382] Certificates/Diploma Courses Expenses | | | 500 | 1,000 |
| | [0230] Students Welfare Fee - Gross | 1,280 | 1,125 | 1,425 | 2,325 | AP21.202.030 | [3384] Binding Charges | 20 | | | 100 |
| | [0231] Students Welfare Fee -Less : Transfer To University | 1,280 | 1,125 | 1,730 | 2,330 | AP21.202.032 | [3386] Exhibition Expenses | | | | |
| AR21.202.007 | [0232] Students Welfare Fee - Net | | | | | AP21.202.038 | [3391] Guest Lecture | 6,100 | 15,000 | 4,000 | 15,000 |
| | [0233] Medical Fee - Gross | 600 | 525 | 700 | 1,085 | | | | | | |
| | [0234] Medical Fee-Less : Transfer To University | 600 | 525 | 700 | 1,085 | | | | | | |
| AR21.202.008 | [0235] Medical Fee - Net | | | | | | | | | | |
| | [0236] Sports Fee - Gross | 1,700 | 1,500 | 1,900 | 3,100 | | | | | | |
| | [0237] Sports Fee -Less : Transfer To University | 1,700 | 1,500 | 3,500 | 3,100 | | | | | | |
| AR21.202.009 | [0238] Sports Fee - Net | | | | | | | | | | |
| | [0239] Disaster Management Fee - Gross | 160 | | 190 | 310 | | | | | | |
| | [0240] Disaster Management Fee -Less : 100% Transfer To University | 160 | | 190 | 310 | | | | | | |
| AR21.202.010 | [0241] Disaster Management Fee - Net | | | | | | | | | | |

| RECEIPTS | | | | | | EXPENDITURE | | | | | |
|--------------|--|---|------------------------------------|---|------------------------------------|--------------|-----------------------------------|---|------------------------------------|---|------------------------------------|
| ALIAS | PARTICULARS | Unaudited Figures For Year 2016 - 2017 | Budget Estimates 2017 - 2018 | Revised Budget Estimates 2017 - 2018 | Budget Estimates 2018 - 2019 | ALIAS | PARTICULARS | Unaudited Figures For Year 2016 - 2017 | Budget Estimates 2017 - 2018 | Revised Budget Estimates 2017 - 2018 | Budget Estimates 2018 - 2019 |
| | [0242] Ashwamedh/ Avishkar/ Indradhanushya Fee - Gross | 480 | | 570 | 930 | | | | | | |
| | [0243] Ashwamedh/ Avishkar/ Indradhanushya Fee -Less : 100% Transfer To University | 480 | | 570 | 930 | | | | | | |
| AR21.202.011 | [0244] Ashwamedh/ Avishkar/ Indradhanushya Fee - Net | | | | | | | | | | |
| | [0245] Eligibility Fee -Gross | | | 795 | 3,975 | | | | | | |
| | [0246] Eligibility Fee -Less : 100% Transfer To University | | | 795 | 3,975 | | | | | | |
| AR21.202.012 | [0247] Eligibility Fee -Net | | | | | | | | | | |
| | [0248] Enrolment Fee - Gross | | | 1,325 | 3,975 | | | | | | |
| | [0249] Enrolment Fee - Less : 100% Transfer To University | | | 4,000 | 3,750 | | | | | | |
| AR21.202.013 | [0250] Enrolment Fee - Net | | | | | | | | | | |
| | [0251] Examinations - Gross | 35,200 | 24,000 | 33,600 | 49,600 | | | | | | |
| | [0252] Examinations -Less :Transfer To University | 35,200 | | 32,000 | 49,600 | | | | | | |
| AR21.202.014 | [0253] Examinations Fee- Net | | | | | | | | | | |
| | [6304] Convocation Fee - Gross | 4,580 | | 1,350 | 7,200 | | | | | | |
| | [6305] Convocation Fee -Less : 100% Transfer To University | 4,580 | | 1,350 | 7,200 | | | | | | |
| AR21.202.017 | [6306] Convocation Fee - Net | | 2,250 | | | | | | | | |
| | [6307] Library Fee - Gross | 15,000 | | 19,000 | 49,600 | | | | | | |
| | [6308] Library Fee -Less : 100% Transfer To University Library | 15,000 | | 19,000 | 49,600 | | | | | | |
| AR21.202.018 | [6309] Library Fee - Net | | | | | | | | | | |
| | [6318] Passing Certificate Fee - Gross | 1,500 | | 450 | 2,400 | | | | | | |
| | [6319] Passing Certificate Fee -Less : 100% Transfer To University | 1,500 | | 450 | 2,400 | | | | | | |
| AR21.202.023 | [6320] Passing Certificate Fee | | | | | | | | | | |
| | [6327] Association Fee - Gross | 800 | 750 | 950 | 1,550 | | | | | | |
| | [6328] Association Fee -Less : 100% Transfer To Univ | 800 | | 950 | 1,550 | | | | | | |
| AR21.202.026 | [6329] Association Fee - Net | | | | | | | | | | |
| | AR21.202 TOTAL | 1,40,645 | 25,725 | 54,048 | 35,675 | | AP21.202 TOTAL | 6,120 | 22,500 | 9,000 | 21,100 |
| AR21.203 | Activity Fees | | | | | AR21.203 | Examination Expenses | | | | |
| AR21.203.001 | [0260] Gymkhana Fee | 7,500 | 7,500 | 4,000 | 10,000 | AR21.203.001 | [3470] Printing | | | | |
| AR21.203.004 | [0263] Internship Fee | 5,000 | 2,500 | 1,500 | 8,000 | AR21.203.002 | [3471] Stationery | | | | |
| AR21.203.007 | [0266] Ph. D. Fee | | | 71,990 | 55,000 | AR21.203.003 | [3472] Printing Of Answer Books | | | | |
| AR21.203.008 | [0267] M. Phil Fees | | | | | AR21.203.005 | [3474] Ph.D Remuneration Expenses | | | | |
| AR21.203.009 | [0268] Dissertation Fee | | 1,250 | 750 | 4,000 | AR21.203.006 | [3475] Examination Remuneration | | | | |

| RECEIPTS | | | | | | EXPENDITURE | | | | | |
|--------------|---------------------------------|--|------------------------------|--------------------------------------|------------------------------|--------------|--|--|------------------------------|--------------------------------------|------------------------------|
| ALIAS | PARTICULARS | Unaudited Figures For Year 2016 - 2017 | Budget Estimates 2017 - 2018 | Revised Budget Estimates 2017 - 2018 | Budget Estimates 2018 - 2019 | ALIAS | PARTICULARS | Unaudited Figures For Year 2016 - 2017 | Budget Estimates 2017 - 2018 | Revised Budget Estimates 2017 - 2018 | Budget Estimates 2018 - 2019 |
| AR21.203.032 | [0291] Certificate Course Fee | | | 30,000 | | AP21.203.010 | [3479] Post & Courier Charges | 130 | 700 | | |
| AR21.203.052 | [0311] Seminar & Workshop Fees | | 50,000 | | | AP21.203.014 | [3483] Evaluation | 2,000 | | | |
| AR21.203.055 | [0314] Computer Lab Fees | | | 3,000 | 15,500 | AP21.203.018 | [3487] Other Contingent Expenses | | | | |
| AR21.203.062 | [0321] Caution Money | | 1,000 | 1,700 | 1,500 | AP21.203.029 | [3498] Xeroxing Charges (AP21.203) | | | | |
| AR21.203.068 | [0327] Annual Miscell Aneous | | | 3,000 | 4,650 | | | | | | |
| AR21.203.096 | [0355] Insurance Fees | | 220 | 440 | 682 | | | | | | |
| | AR21.203 TOTAL | 12,500 | 62,470 | 1,16,380 | 99,332 | | AP21.203 TOTAL | 2,130 | 700 | | |
| AR21.204 | Examination Fees | | | | | | | | | | |
| AR21.204.006 | [0376] Convocation Fee | | | 1,800 | 7,200 | | | | | | |
| AR21.204.007 | [0377] Passing Certificate Fees | | | 600 | 2,400 | | | | | | |
| | AR21.204 TOTAL | | | 2,400 | 9,600 | | | | | | |
| | | | | | | AP21.206 | Seminars & Conferances | | | | |
| | | | | | | AP21.206.001 | [3515] Seminar Publication | | | | |
| | | | | | | AP21.206.002 | [3516] Stationery | | | | |
| | | | | | | AP21.206.003 | [3517] Study Tours | | 5,000 | | |
| | | | | | | AP21.206.004 | [3518] Memorial Lectures | | | | |
| | | | | | | AP21.206.005 | [3519] Publication Working Papers | | | | |
| | | | | | | AP21.206.006 | [3520] Travelling Expenses | | | | |
| | | | | | | AP21.206.007 | [3521] Books & Journals | | | | |
| | | | | | | AP21.206.008 | [3522] Honorarium | | | | |
| | | | | | | AP21.206.009 | [3523] Other Expenses - Seminar & Conferances | | | | |
| | | | | | | | AP21.206 TOTAL | | 5,000 | | |
| AR21.207 | Other Fee | | | | | | | | | | |
| AR21.207.002 | [0412] Fine/ Miscellaneous Fee | 4,480 | 2,250 | 3,300 | 4,650 | | | | | | |
| | AR21.207 TOTAL | 4,480 | 2,250 | 3,300 | 4,650 | | | | | | |
| AR21.209 | Other Projects Receipts | | | | | AP21.209 | Students' Welfare , Sports & Cultural Activities Expenses | | | | |
| AR21.209.004 | [0448] Donation | | | | | AP21.209.001 | [3550] Annual Social /Cultural | | | 500 | 3,000 |
| | | | | | | AP21.209.002 | [3551] Function & Festival | | | | |
| | | | | | | AP21.209.003 | [3552] Ashwmedh Expenses | | | | |
| | | | | | | AP21.209.009 | [3558] Medical Check Up Expenses | | | | |
| | | | | | | AP21.209.015 | [3564] Other Cultural Activities | | | | |
| | | | | | | AP21.209.016 | [3565] Other Sports Activities | | | | |
| | AR21.209 TOTAL | | | | | | AP21.209 TOTAL | | | 500 | 3,000 |
| AR21.210 | Ph. D. Fee | | | | | | | | | | |
| | [0474] Library Fee - Gross | 2,000 | 15,000 | | | | | | | | |
| | [6356] Library Deposit - Gross | 2,000 | 10,000 | | | | | | | | |
| | AR21.210 TOTAL | | | | | | | | | | |

| RECEIPTS | | | | | | EXPENDITURE | | | | | |
|----------|-------------------|---|------------------------------------|---|------------------------------------|--------------|--|---|------------------------------------|---|------------------------------------|
| ALIAS | PARTICULARS | Unaudited Figures For Year 2016 - 2017 | Budget Estimates 2017 - 2018 | Revised Budget Estimates 2017 - 2018 | Budget Estimates 2018 - 2019 | ALIAS | PARTICULARS | Unaudited Figures For Year 2016 - 2017 | Budget Estimates 2017 - 2018 | Revised Budget Estimates 2017 - 2018 | Budget Estimates 2018 - 2019 |
| | AR21 TOTAL | 1,60,535 | 97,935 | 1,76,718 | 1,49,257 | | AP21 TOTAL | 8,250 | 30,200 | 9,500 | 24,100 |
| | | | | | | AP22 | Administrative & General Expenses | | | | |
| | | | | | | AP22.201 | Administrative Expenses | | | | |
| | | | | | | AP22.201.001 | [3601] Advertisement And Publicity | | | | 1,000 |
| | | | | | | AP22.201.002 | [3602] Printing | | | | 1,000 |
| | | | | | | AP22.201.003 | [3603] Stationery | 3,920 | | 960 | 2,500 |
| | | | | | | AP22.201.005 | [3605] Xeroxing Charges | 1,703 | | 510 | 2,000 |
| | | | | | | AP22.201.006 | [3606] Electricity And Power | | | | |
| | | | | | | AP22.201.007 | [3607] Telephone And Internet Charges | | | 900 | |
| | | | | | | AP22.201.008 | [3608] Postage , Telegram & Courier Charges | 220 | | 750 | 1,000 |
| | | | | | | AP22.201.009 | [3609] Legal Charges | | | | |
| | | | | | | AP22.201.010 | [3610] Professional Charges | | | | |
| | | | | | | AP22.201.011 | [3611] Meeting Expenses | | | | 1,000 |
| | | | | | | AP22.201.013 | [3613] Contingency Expenses | | | | |
| | | | | | | AP22.201.014 | [3614] News Paper, Periodicals (Magaziens & Journals) | | | | 500 |
| | | | | | | AP22.201.016 | [3616] Sanitary Materials | | | 500 | 1,000 |
| | | | | | | AP22.201.021 | [3621] Pest Control | 2,300 | | | |
| | | | | | | AP22.201.022 | [3622] Bank Charges | 790 | | 500 | 500 |
| | | | | | | AP22.201.023 | [3623] Miscellaneous Expenses | 980 | | 2,750 | 2,500 |
| | | | | | | AP22.201.024 | [3624] Statutory Audit Charges | | | | |
| | | | | | | AP22.201.025 | [3625] Internal Audit Charges | | | | |
| | | | | | | AP22.201.029 | [3629] Seminar & Workshop Expenses | 3,500 | | 4,000 | 10,000 |
| | | | | | | | AP22.201 TOTAL | 13,413 | | 10,870 | 23,000 |
| | | | | | | AP22.202 | Travelling And Transportation Expenses | | | | |
| | | | | | | AP22.202.001 | [3645] Ta/Da Expenses Staff | 660 | | 2,200 | 500 |
| | | | | | | AP22.202.002 | [3646] Ta/Da Expenses Meeting | | | | 500 |
| | | | | | | AP22.202.003 | [3647] Vehicle Hire Charges | | | | |
| | | | | | | AP22.202.004 | [3648] Food Allowance | | | | |
| | | | | | | | AP22.202 TOTAL | 660 | | 2,200 | 1,000 |
| | | | | | | AP22.203 | Insurance & Taxes | | | | |
| | | | | | | AP22.203.001 | [3655] Insurance | | | 340 | 300 |
| | | | | | | | AP22.203 TOTAL | | | 340 | 300 |
| | | | | | | AP22.205 | Repairs And Maintenance | | | | |
| | | | | | | AP22.205.001 | [3675] Maintenance Of Office Equipments | | | | |
| | | | | | | AP22.205.002 | [3676] Maintenance Of Furniture & Fixture | | | 500 | 2,000 |
| | | | | | | AP22.205.003 | [3677] Maintenance Of Electric Installation | | | | |
| | | | | | | AP22.205.004 | [3678] Maintenance Of Hardwares | | | | |

| RECEIPTS | | | | | | EXPENDITURE | | | | | |
|--------------|---|--|------------------------------|--------------------------------------|------------------------------|--------------|---|--|------------------------------|--------------------------------------|------------------------------|
| ALIAS | PARTICULARS | Unaudited Figures For Year 2016 - 2017 | Budget Estimates 2017 - 2018 | Revised Budget Estimates 2017 - 2018 | Budget Estimates 2018 - 2019 | ALIAS | PARTICULARS | Unaudited Figures For Year 2016 - 2017 | Budget Estimates 2017 - 2018 | Revised Budget Estimates 2017 - 2018 | Budget Estimates 2018 - 2019 |
| AR31 | Salary Grants | | | | | AP22.205.012 | [3686] Maintenance Of Building | | | | |
| AR31.201 | State Government- Salary Grants (Non Teaching /Teaching Staff Under Sps) | | | | | AP22.205.026 | [3700] Emergency & Unforeseen Repairs | | | | |
| AR31.201.001 | [0485] Salary Grant | 55,18,736 | 57,63,100 | 46,05,983 | 47,55,780 | | AP22.205 TOTAL | | | 500 | 2,000 |
| | AR31.201 TOTAL | 55,18,736 | 57,63,100 | 46,05,983 | 47,55,780 | AP22.206 | Other Expenses | | | | |
| | | | | | | AP22.206.004 | [3713] Hospitality & Sumptuary Expenses | 4,670 | | 830 | 3,000 |
| | | | | | | AP22.206.008 | [3717] Any Other Contingent Expenses | | | | |
| | | | | | | | AP22.206 TOTAL | 4,670 | | 830 | 3,000 |
| | | | | | | | AP22 TOTAL | 18,743 | | 14,740 | 29,300 |
| AR31 | Other Income | | | | | AP31 | Staff Payments & Benefits | | | | |
| AR31.201 | Interest On Saving Accounts | | | | | AP31.201 | Aided Salaries (Teaching Staff Approved Under Sps) | | | | |
| AR31.201.001 | [0520] Interest On Saving Bank Account | 6,496 | 10,000 | | | AP31.201.001 | [3750] Pay & Allowances | 53,38,736 | 55,27,900 | 43,66,000 | 45,04,000 |
| | AR31.201 TOTAL | 6,496 | 10,000 | | | | AP31.201 TOTAL | 53,38,736 | 55,27,900 | 43,66,000 | 45,04,000 |
| | | | | | | AP31.202 | Aided Non Teaching | | | | |
| | | | | | | AP31.202.001 | [3760] Pay & Allowances | 1,80,000 | 2,35,200 | 2,40,000 | 2,51,800 |
| | | | | | | | AP31.202 TOTAL | 1,80,000 | 2,35,200 | 2,40,000 | 2,51,800 |
| | AR31 TOTAL | 55,18,736 | 57,63,100 | 46,05,983 | 47,55,780 | | AP31 TOTAL | 55,18,736 | 57,63,100 | 46,06,000 | 47,55,800 |
| AR32 | Income From Investments | | | | | | | | | | |
| AR32.202 | Investment From University Fund | | | | | | | | | | |
| AR32.202.001 | [0627] Interest On Term Deposits With Bank | 6,496 | 10,000 | | | | | | | | |
| | AR32.202 TOTAL | 6,496 | 10,000 | | | | | | | | |
| | AR32 TOTAL | 6,496 | 10,000 | | | | | | | | |
| AR33 | Agency Budget | | | | | | | | | | |
| AR33.202 | Grant-In-Aid U G C - Capital | | | | | | | | | | |
| AR33.202.007 | [0985] Purchase Of Books & Journals | 4,570 | 5,000 | 5,000 | 5,000 | | | | | | |
| | AR33.202 TOTAL | 4,570 | 5,000 | 5,000 | 5,000 | | | | | | |
| | AR33 TOTAL | 4,570 | 5,000 | 5,000 | 5,000 | | | | | | |
| | Sector A TOTAL | 56,90,017 | 58,77,285 | 47,85,076 | 49,08,912 | | Sector A TOTAL | 55,50,729 | 58,03,300 | 46,30,240 | 48,19,200 |
| Sector B | Agency Budget | | | | | Sector B | Agency Budget | | | | |
| BR05 | Grant-In-Aid U G C - Capital | | | | | BP05 | Grant-In-Aid U G C - Capital | | | | |
| BR05.101 | Books & Journals | | | | | BP05.101 | Books & Journals | | | | |
| BR05.101.001 | [0985] Purchase Of Books & Journals | 4,570 | 5,000 | 5,000 | 5,000 | BP05.101.001 | [4341] Purchase Of Books & Journals | 4,500 | 5,000 | 5,000 | 5,000 |
| | BR05.101 TOTAL | 4,570 | 5,000 | 5,000 | 5,000 | | BP05.101 TOTAL | 4,500 | 5,000 | 5,000 | 5,000 |
| | BR05 TOTAL | 4,570 | 5,000 | 5,000 | 5,000 | | BP05 TOTAL | 4,500 | 5,000 | 5,000 | 5,000 |

| RECEIPTS | | | | | | EXPENDITURE | | | | | |
|--------------|--|---|------------------------------------|---|------------------------------------|--------------|--|---|------------------------------------|---|------------------------------------|
| ALIAS | PARTICULARS | Unaudited Figures For Year 2016 - 2017 | Budget Estimates 2017 - 2018 | Revised Budget Estimates 2017 - 2018 | Budget Estimates 2018 - 2019 | ALIAS | PARTICULARS | Unaudited Figures For Year 2016 - 2017 | Budget Estimates 2017 - 2018 | Revised Budget Estimates 2017 - 2018 | Budget Estimates 2018 - 2019 |
| BR11 | Grant-In-Aid U G C - Xii Plan - Revenue | | | | | BP11 | Grant-In-Aid U G C - Xii Plan - Revenue | | | | |
| BR11.216 | Conferences / Seminars / Symposia / Workshops | | | | | BP11.216 | Conferences / Seminars / Symposia / Workshops | | | | |
| BR11.216.003 | [1517] Statelevel Conference/Seminar / Wokshop | | 1,00,000 | | | BP11.216.003 | [4917] Statelevel Conference/Seminar / Wokshop | | 1,00,000 | | |
| | BR11.216 TOTAL | | 1,00,000 | | | | BP11.216 TOTAL | | 1,00,000 | | |
| | BR11 TOTAL | | 1,00,000 | | | | BP11 TOTAL | | 1,00,000 | | |
| | Sector B TOTAL | 4,570 | 1,05,000 | 5,000 | 5,000 | | Sector B TOTAL | 4,500 | 1,05,000 | 5,000 | 5,000 |
| Sector D | Deposits And Advances Budget | | | | | Sector D | Deposits And Advances Budget | | | | |
| DR01 | Students Related Deposits | | | | | DP01 | Students Related Deposits | | | | |
| DR01.301 | Library Deposit | | | | | DP01.301 | Library Deposit | | | | |
| DR01.301.001 | [2105] Receipts Of Deposit | 13,000 | | 31,000 | 30,000 | DP01.301.001 | [5291] Refund Of Deposit | 13,000 | 15,000 | 31,000 | 30,000 |
| | DR01.301 TOTAL | 13,000 | | 31,000 | 30,000 | | DP01.301 TOTAL | 13,000 | 15,000 | 31,000 | 30,000 |
| DR01.306 | Caution Maoney Deposit | | | | | DP01.306 | Caution Maoney Deposit | | | | |
| DR01.306.001 | [2171] Caution Money Deposit(refund) | 1,100 | 1,000 | 2,800 | 2,000 | DP01.306.001 | [5320] Refund Of Deposit | 1,100 | 1,000 | 2,800 | 2,000 |
| | DR01.306 TOTAL | 1,100 | 1,000 | 2,800 | 2,000 | | DP01.306 TOTAL | 1,100 | 1,000 | 2,800 | 2,000 |
| | DR01 TOTAL | 14,100 | 1,000 | 33,800 | 32,000 | | DP01 TOTAL | 14,100 | 16,000 | 33,800 | 32,000 |
| DR04 | Other Deposits | | | | | | | | | | |
| DR04.306 | Other Deposits | | | | | | | | | | |
| DR04.306.003 | [2202] Refund Of Deposit | | 15,000 | | | | | | | | |
| | DR04.306 TOTAL | | 15,000 | | | | | | | | |
| | DR04 TOTAL | | 15,000 | | | | | | | | |
| | Sector D TOTAL | 14,100 | 16,000 | 33,800 | 32,000 | | Sector D TOTAL | 14,100 | 16,000 | 33,800 | 32,000 |
| | 0376 Aided Total | 57,08,687 | 59,98,285 | 48,23,876 | 49,45,912 | | 0376 Aided Total | 55,69,329 | 59,24,300 | 46,69,040 | 48,56,200 |

0377 - Department Of Sanskrit, Churchgate, Mumbai (Aided)

(Old Aided Code : 0405)

| RECEIPTS | | | | | | EXPENDITURE | | | | | |
|--------------|---|---|------------------------------------|---|------------------------------------|--------------|---|---|------------------------------------|---|------------------------------------|
| ALIAS | PARTICULARS | Unaudited Figures For Year 2016 - 2017 | Budget Estimates 2017 - 2018 | Revised Budget Estimates 2017 - 2018 | Budget Estimates 2018 - 2019 | ALIAS | PARTICULARS | Unaudited Figures For Year 2016 - 2017 | Budget Estimates 2017 - 2018 | Revised Budget Estimates 2017 - 2018 | Budget Estimates 2018 - 2019 |
| Sector A | Capital And Revenue Receipt / Expenditure Budget | | | | | Sector A | Capital And Revenue Receipt / Expenditure Budget | | | | |
| AR10 | Other Development Receipts | | | | | | | | | | |
| AR10.101 | Development Fees | | | | | | | | | | |
| AR10.101.001 | [0111] Development Fees From Student - Institute Share | 3,500 | 2,500 | 2,000 | 2,500 | | | | | | |
| | [0112] Development Fees From Student- University Share | | 2,500 | 2,000 | 2,500 | | | | | | |
| | [0113] Development Fee | 3,500 | 5,000 | 4,000 | 5,000 | | | | | | |
| | AR10.101 TOTAL | 3,500 | 2,500 | 2,000 | 2,500 | | | | | | |
| | AR10 TOTAL | 3,500 | 2,500 | 2,000 | 2,500 | | | | | | |
| AR21 | Fees From Students & Colleges | | | | | AP21 | Academic & Activity Expenses | | | | |
| AR21.201 | Academic Receipts - University | | | | | AP21.201 | Academic Expenses | | | | |
| AR21.201.025 | [0208] Alumni Fees Net | | | | | AP21.201.011 | [3335] Prospectus Expenses | | | | |
| | [6370] Alumni Fee - Gross | 700 | 1,000 | 700 | 1,000 | AP21.201.012 | [3336] Forms Expenses | | 500 | 500 | 500 |
| | [6371] Less : 100 % Transfer To University | 700 | 1,000 | 700 | 1,000 | AP21.201.013 | [3337] Syllabus Expenses | | 500 | 500 | 500 |
| AR21.201.027 | [0210] Centenary Fees Net | | | | | AP21.201.016 | [3340] Identity Card Expenses | | 700 | 560 | |
| | [6372] Centenary Fees - Gross | | | | | | | | | | |
| | [6373] Less :100 % Transfer To Univaersity | | | | | | | | | | |
| AR21.201.029 | [0212] Calandar Fee Net | 420 | | | | | | | | | |
| | [6376] Calender Fees -Gross | 420 | 600 | | | | | | | | |
| | [6377] Less 100% Transfer To University | | 600 | | | | | | | | |
| | AR21.201 TOTAL | 420 | | | | | AP21.201 TOTAL | | 1,700 | 1,560 | 1,000 |
| AR21.202 | Academic Receipts -Institution | | | | | AP21.202 | Activity Expenses | | | | |
| AR21.202.001 | [0220] Admission Fee | 3,990 | 4,600 | 3,680 | 4,600 | AP21.202.001 | [3355] Gymkhana Expenses | | 1,000 | 1,000 | 1,000 |
| AR21.202.002 | [0221] Tution Fee | 47,500 | 20,000 | 16,000 | 20,000 | AP21.202.002 | [3356] Training Programme For Staff | | | | |
| AR21.202.003 | [0222] Computer Training Fee | 4,200 | 6,000 | 4,800 | 6,000 | AP21.202.003 | [3357] Computer Training Expenses | | | | |
| AR21.202.004 | [0223] Identity Card Fee | 490 | 700 | 560 | 700 | AP21.202.011 | [3365] Educational Tour Expenses | | 2,000 | 1,000 | 3,000 |
| | [0224] Diary Fee - Gross | 750 | 1,000 | | | AP21.202.012 | [3366] Field Visit Expenses | | | | |
| | [0225] Diary Fee - Less : 100% Transfer To University | | 1,000 | | | AP21.202.013 | [3367] Phd Expenses | | 4,000 | 2,500 | 10,000 |
| AR21.202.005 | [0226] Diary Fee - Net | 750 | | | | AP21.202.020 | [3374] Internship Expenses | | 2,000 | 1,500 | 2,000 |
| | [0227] E-Suvidha Fee - Gross | 700 | 1,000 | 800 | 1,000 | AP21.202.033 | [3387] Entertainment Expenses | | 2,000 | 1,500 | 2,000 |
| | [0228] E-Suvidha - Less : 100% Transfer To University | 700 | 1,000 | 560 | 1,000 | | | | | | |
| AR21.202.006 | [0229] E-Suvidha - Net | | | | | | | | | | |
| | [0230] Students Welfare Fee - Gross | 1,050 | 1,500 | 1,200 | 1,500 | | | | | | |

| RECEIPTS | | | | | | EXPENDITURE | | | | | |
|--------------|---|---|------------------------------------|---|------------------------------------|--------------|-----------------------------|---|------------------------------------|---|------------------------------------|
| ALIAS | PARTICULARS | Unaudited Figures For Year 2016 - 2017 | Budget Estimates 2017 - 2018 | Revised Budget Estimates 2017 - 2018 | Budget Estimates 2018 - 2019 | ALIAS | PARTICULARS | Unaudited Figures For Year 2016 - 2017 | Budget Estimates 2017 - 2018 | Revised Budget Estimates 2017 - 2018 | Budget Estimates 2018 - 2019 |
| AR21.202.007 | [0231] Students Welfare Fee -Less : Transfer To University | 1,050 | 1,500 | 1,200 | 1,500 | | | | | | |
| | [0232] Students Welfare Fee - Net | | | | | | | | | | |
| | [0233] Medical Fee - Gross | 490 | 700 | 560 | 700 | | | | | | |
| | [0234] Medical Fee-Less : Transfer To University | 490 | 700 | | | | | | | | |
| AR21.202.008 | [0235] Medical Fee - Net | | | 560 | 700 | | | | | | |
| | [0236] Sports Fee - Gross | 1,400 | 2,000 | 1,600 | 2,000 | | | | | | |
| | [0237] Sports Fee -Less : Transfer To University | 1,400 | 2,000 | 1,600 | 2,000 | | | | | | |
| AR21.202.009 | [0238] Sports Fee - Net | | | | | | | | | | |
| | [0245] Eligibility Fee -Gross | 1,325 | 3,445 | 2,120 | 2,650 | | | | | | |
| | [0246] Eligibility Fee -Less : 100% Transfer To University | 1,325 | 3,445 | 2,120 | 2,650 | | | | | | |
| AR21.202.012 | [0247] Eligibility Fee -Net | | | | | | | | | | |
| | [0248] Enrolment Fee - Gross | 2,150 | 3,445 | 2,385 | 2,650 | | | | | | |
| | [0249] Enrolment Fee - Less : 100% Transfer To University | 2,150 | 3,445 | 2,385 | 2,650 | | | | | | |
| AR21.202.013 | [0250] Enrolment Fee - Net | | | | | | | | | | |
| | [0251] Examinations - Gross | 22,400 | 32,000 | 25,600 | 32,000 | | | | | | |
| | [0252] Examinations -Less :Transfer To University | 22,400 | 32,000 | 25,600 | 32,000 | | | | | | |
| AR21.202.014 | [0253] Examinations Fee- Net | | | 1,000 | 2,000 | | | | | | |
| | [6304] Convocation Fee - Gross | 3,150 | 3,150 | 3,150 | 4,500 | | | | | | |
| | [6305] Convocation Fee -Less : 100% Transfer To University | 3,150 | 3,150 | 3,150 | 4,500 | | | | | | |
| AR21.202.017 | [6306] Convocation Fee - Net | | | | | | | | | | |
| | [6307] Library Fee - Gross | 14,000 | 20,000 | 15,000 | 20,000 | | | | | | |
| | [6308] Library Fee -Less : 100% Transfer To University Library | 14,000 | 20,000 | 15,000 | 20,000 | | | | | | |
| AR21.202.018 | [6309] Library Fee - Net | | | | | | | | | | |
| | [6318] Passing Certificate Fee - Gross | 1,050 | | 1,050 | 1,350 | | | | | | |
| | [6319] Passing Certificate Fee -Less : 100% Transfer To University | 1,050 | | 1,050 | 1,350 | | | | | | |
| AR21.202.023 | [6320] Passing Certificate Fee | | | | | | | | | | |
| | [6327] Association Fee - Gross | 700 | 1,000 | 800 | 1,000 | | | | | | |
| | [6328] Association Fee -Less : 100% Transfer To Univ | 700 | 1,000 | 800 | 1,000 | | | | | | |
| AR21.202.026 | [6329] Association Fee - Net | | | | | | | | | | |
| | AR21.202 TOTAL | 56,930 | 31,300 | 26,600 | 34,000 | | AP21.202 TOTAL | | 11,000 | 7,500 | 18,000 |
| AR21.203 | Activity Fees | | | | | AP21.203 | Examination Expenses | | | | |
| AR21.203.001 | [0260] Gymkhana Fee | 6,500 | 10,000 | 7,500 | 10,000 | AP21.203.001 | [3470] Printing | | 1,000 | | |

| RECEIPTS | | | | | | EXPENDITURE | | | | | |
|--------------|-------------------------------------|--|------------------------------|--------------------------------------|------------------------------|--------------|--|--|------------------------------|--------------------------------------|------------------------------|
| ALIAS | PARTICULARS | Unaudited Figures For Year 2016 - 2017 | Budget Estimates 2017 - 2018 | Revised Budget Estimates 2017 - 2018 | Budget Estimates 2018 - 2019 | ALIAS | PARTICULARS | Unaudited Figures For Year 2016 - 2017 | Budget Estimates 2017 - 2018 | Revised Budget Estimates 2017 - 2018 | Budget Estimates 2018 - 2019 |
| AR21.203.003 | [0262] Laboratory Breakages | | | | | AP21.203.002 | [3471] Stationery | | 1,000 | | |
| AR21.203.004 | [0263] Internship Fee | 3,500 | 5,000 | 3,500 | 5,000 | AP21.203.003 | [3472] Printing Of Answer Books | | | | |
| AR21.203.007 | [0266] Ph. D. Fee | 97,300 | 1,00,000 | | 1,20,000 | AP21.203.004 | [3473] Printing Of Question Papers | | | | |
| AR21.203.023 | [0282] Department Activity Fee | 6,000 | 9,000 | 4,000 | 10,000 | AP21.203.005 | [3474] Ph.D Remuneration Expenses | | 1,500 | | |
| AR21.203.026 | [0285] Use Of Instrument Facilities | | | | | AP21.203.008 | [3477] Convocation Expenses | | | | |
| AR21.203.096 | [0355] Insurance Fees | 242 | 440 | 352 | 440 | AP21.203.009 | [3478] Dissertation Expenses | | | | |
| | | | | | | AP21.203.010 | [3479] Post & Courier Charges | | | | |
| | | | | | | AP21.203.011 | [3480] Travelling Expenses For Exam. | | 1,000 | | |
| | | | | | | AP21.203.013 | [3482] Paper Setting | | | | |
| | | | | | | AP21.203.014 | [3483] Evaluation | | | | |
| | | | | | | AP21.203.017 | [3486] Centre Expenses | | | | |
| | | | | | | AP21.203.018 | [3487] Other Contingent Expenses | | 500 | | |
| | AR21.203 TOTAL | 1,13,542 | 1,24,440 | 15,352 | 1,45,440 | | AP21.203 TOTAL | | 5,000 | | |
| AR21.204 | Examination Fees | | | | | | | | | | |
| AR21.204.007 | [0377] Passing Certificate Fees | | 1,500 | | | | | | | | |
| | AR21.204 TOTAL | | 1,500 | | | | | | | | |
| | | | | | | AP21.206 | Seminars & Conferences | | | | |
| | | | | | | AP21.206.001 | [3515] Seminar Publication | | 5,000 | 4,000 | 5,000 |
| | | | | | | AP21.206.002 | [3516] Stationery | | 1,000 | 1,000 | 1,000 |
| | | | | | | AP21.206.003 | [3517] Study Tours | | 2,000 | 1,500 | 3,000 |
| | | | | | | AP21.206.004 | [3518] Memorial Lectures | | | | |
| | | | | | | AP21.206.005 | [3519] Publication Working Papers | | | | |
| | | | | | | AP21.206.006 | [3520] Travelling Expenses | | 1,000 | 500 | 1,000 |
| | | | | | | AP21.206.007 | [3521] Books & Journals | | | | |
| | | | | | | | AP21.206 TOTAL | | 9,000 | 7,000 | 10,000 |
| AR21.207 | Other Fee | | | | | | | | | | |
| AR21.207.002 | [0412] Fine/ Miscellaneous Fee | 2,200 | 3,000 | 2,400 | 3,000 | | | | | | |
| | AR21.207 TOTAL | 2,200 | 3,000 | 2,400 | 3,000 | | | | | | |
| | | | | | | AP21.209 | Students' Welfare , Sports & Cultural Activities Expenses | | | | |
| | | | | | | AP21.209.001 | [3550] Annual Social /Cultural | | 3,000 | 3,000 | 3,000 |
| | | | | | | AP21.209.002 | [3551] Function & Festival | | | | |
| | | | | | | AP21.209.008 | [3557] Annual Sports Felicitation Programme | | | | |
| | | | | | | AP21.209.012 | [3561] Internal Activity Expenses | | | | |
| | | | | | | AP21.209.013 | [3562] Workshops & Seminars Expenses | 84,504 | 6,000 | 6,000 | 15,000 |
| | | | | | | | AP21.209 TOTAL | 84,504 | 9,000 | 9,000 | 18,000 |
| | AR21 TOTAL | 1,73,092 | 1,60,240 | 44,352 | 1,82,440 | | AP21 TOTAL | 84,504 | 35,700 | 25,060 | 47,000 |
| | | | | | | AP22 | Administrative & General Expenses | | | | |

| RECEIPTS | | | | | | EXPENDITURE | | | | | |
|----------|-------------|---|------------------------------------|---|------------------------------------|--------------|--|---|------------------------------------|---|------------------------------------|
| ALIAS | PARTICULARS | Unaudited Figures For Year 2016 - 2017 | Budget Estimates 2017 - 2018 | Revised Budget Estimates 2017 - 2018 | Budget Estimates 2018 - 2019 | ALIAS | PARTICULARS | Unaudited Figures For Year 2016 - 2017 | Budget Estimates 2017 - 2018 | Revised Budget Estimates 2017 - 2018 | Budget Estimates 2018 - 2019 |
| | | | | | | AP22.201 | Administrative Expenses | | | | |
| | | | | | | AP22.201.001 | [3601] Advertisement And Publicity | | 1,000 | 500 | 1,000 |
| | | | | | | AP22.201.002 | [3602] Printing | 1,110 | 1,500 | 1,000 | 1,500 |
| | | | | | | AP22.201.003 | [3603] Stationery | 9,150 | 3,000 | 640 | 3,000 |
| | | | | | | AP22.201.004 | [3604] Paper For Printing | 170 | 1,500 | 500 | 1,500 |
| | | | | | | AP22.201.005 | [3605] Xeroxing Charges | 2,310 | 3,000 | 1,680 | 3,000 |
| | | | | | | AP22.201.006 | [3606] Electricity And Power | | 500 | 200 | 500 |
| | | | | | | AP22.201.007 | [3607] Telephone And Internet Charges | | | | |
| | | | | | | AP22.201.008 | [3608] Postage , Telegram & Courier Charges | 290 | 1,000 | 510 | 1,000 |
| | | | | | | AP22.201.011 | [3611] Meeting Expenses | | 500 | 300 | 500 |
| | | | | | | AP22.201.012 | [3612] Membership / Subscription Expenses | | 500 | 300 | 500 |
| | | | | | | AP22.201.014 | [3614] News Paper, Periodicals (Magaziens & Journals) | | | | |
| | | | | | | AP22.201.015 | [3615] Uniform To Peons | | | | |
| | | | | | | AP22.201.016 | [3616] Sanitary Materials | | 1,000 | 500 | 1,000 |
| | | | | | | AP22.201.021 | [3621] Pest Control | 2,300 | 2,500 | | |
| | | | | | | AP22.201.022 | [3622] Bank Charges | 1,110 | 1,500 | 450 | 1,500 |
| | | | | | | AP22.201.023 | [3623] Miscellaneous Expenses | 620 | 1,500 | 500 | 1,500 |
| | | | | | | AP22.201.024 | [3624] Statutory Audit Charges | | 5,000 | 5,000 | 5,000 |
| | | | | | | AP22.201.025 | [3625] Internal Audit Charges | | 5,000 | 5,000 | 5,000 |
| | | | | | | AP22.201.028 | [3628] Outsourcing Account Work | 5,000 | | | |
| | | | | | | | AP22.201 TOTAL | 22,060 | 29,000 | 17,080 | 26,500 |
| | | | | | | AP22.202 | Travelling And Transportation Expenses | | | | |
| | | | | | | AP22.202.001 | [3645] Ta/Da Expenses Staff | 1,500 | 1,500 | 1,700 | 1,500 |
| | | | | | | AP22.202.002 | [3646] Ta/Da Expenses Meeting | | 500 | | 500 |
| | | | | | | | AP22.202 TOTAL | 1,500 | 2,000 | 1,700 | 2,000 |
| | | | | | | AP22.203 | Insurance & Taxes | | | | |
| | | | | | | AP22.203.001 | [3655] Insurance | 280 | 500 | 320 | 400 |
| | | | | | | | AP22.203 TOTAL | 280 | 500 | 320 | 400 |
| | | | | | | AP22.204 | Outsource Services | | | | |
| | | | | | | AP22.204.001 | [3665] House Keeping Services | | 5,000 | | |
| | | | | | | | AP22.204 TOTAL | | 5,000 | | |
| | | | | | | AP22.205 | Repairs And Maintenance | | | | |
| | | | | | | AP22.205.001 | [3675] Maintenance Of Office Equipments | | 2,000 | | |
| | | | | | | AP22.205.002 | [3676] Maintenance Of Furniture & Fixture | | 1,500 | | |
| | | | | | | AP22.205.003 | [3677] Maintenance Of Electric Installation | | | | |
| | | | | | | AP22.205.010 | [3684] Antivirus Software | | 1,000 | 1,000 | 1,000 |
| | | | | | | AP22.205.012 | [3686] Maintenance Of Building | | | | 2,500 |
| | | | | | | AP22.205.030 | [3704] Maintenance Of Computer | | 5,000 | 2,000 | 5,000 |

| RECEIPTS | | | | | | EXPENDITURE | | | | | |
|--------------|---|---|------------------------------------|---|------------------------------------|--------------|---|---|------------------------------------|---|------------------------------------|
| ALIAS | PARTICULARS | Unaudited Figures For Year 2016 - 2017 | Budget Estimates 2017 - 2018 | Revised Budget Estimates 2017 - 2018 | Budget Estimates 2018 - 2019 | ALIAS | PARTICULARS | Unaudited Figures For Year 2016 - 2017 | Budget Estimates 2017 - 2018 | Revised Budget Estimates 2017 - 2018 | Budget Estimates 2018 - 2019 |
| | | | | | | | AP22.205 TOTAL | | 9,500 | 3,000 | 8,500 |
| | | | | | | AP22.206 | Other Expenses | | | | |
| | | | | | | AP22.206.004 | [3713] Hospitality & Sumptuary Expenses | 2,020 | 1,500 | 2,270 | 1,500 |
| | | | | | | | AP22.206 TOTAL | 2,020 | 1,500 | 2,270 | 1,500 |
| | | | | | | | AP22 TOTAL | 25,860 | 47,500 | 24,370 | 38,900 |
| AR31 | Salary Grants | | | | | AP31 | Staff Payments & Benefits | | | | |
| AR31.201 | State Government- Salary Grants (Non Teaching /Teaching Staff Under Sps) | | | | | AP31.201 | Aided Salaries (Teaching Staff Approved Under Sps) | | | | |
| AR31.201.001 | [0485] Salary Grant | 25,09,712 | 41,50,000 | 13,50,000 | 17,00,000 | AP31.201.001 | [3750] Pay & Allowances | 17,03,610 | 40,00,000 | 12,82,000 | 16,00,000 |
| | | | | | | AP31.201.002 | [3751] Clock Hour Basis / Consolidated | 1,35,200 | 1,50,000 | 68,000 | 1,00,000 |
| | AR31.201 TOTAL | 25,09,712 | 41,50,000 | 13,50,000 | 17,00,000 | | AP31.201 TOTAL | 18,38,810 | 41,50,000 | 13,50,000 | 17,00,000 |
| AR31.203 | SALARY FROM UNIVRSITY FUND | | | | | | | | | | |
| AR31.203.001 | [0510] Salary From University Fund | | 90,000 | | | | | | | | |
| | AR31.203 TOTAL | | 90,000 | | | | | | | | |
| | AR31 TOTAL | 25,09,712 | 42,40,000 | 13,50,000 | 17,00,000 | | AP31 TOTAL | 19,63,511 | 42,40,000 | 13,50,000 | 17,00,000 |
| AR32 | Other Income | | | | | | | | | | |
| AR32.202 | Interest On Saving Accounts | | | | | AP31.204 | Unaided Salaries (Teaching Staff) | | | | |
| AR32.202.001 | [0520] Interest On Saving Bank Account | 14,230 | 20,000 | 3,315 | 2,000 | AP31.204.006 | [3785] Visiting Faculty Teaching | 1,24,701 | | | |
| | AR32.202 TOTAL | 14,230 | 20,000 | 3,315 | 2,000 | | AP31.204 TOTAL | 1,24,701 | | | |
| | AR32 TOTAL | 14,230 | 20,000 | 3,315 | 2,000 | AP31.205 | Un Aided Non Teaching | | | | |
| | | | | | | AP31.205.008 | [3807] Temp. Non Teaching Staff | | 90,000 | | |
| | AR32 TOTAL | 14,230 | 20,000 | 3,315 | 2,000 | | AP31.205 TOTAL | | 90,000 | | |
| | Sector A TOTAL | 27,00,534 | 44,22,740 | 13,99,667 | 18,86,940 | | AP31 TOTAL | 19,63,511 | 42,40,000 | 13,50,000 | 17,00,000 |
| Sector D | Deposits And Advances Budget | | | | | Sector D | Deposits And Advances Budget | | | | |
| DR01 | Students Related Deposits | | | | | DP01 | Students Related Deposits | | | | |
| DR01.301 | Library Deposit | | | | | DP01.301 | Library Deposit | | | | |
| DR01.301.001 | [2105] Receipts Of Deposit | 10,500 | 15,000 | 13,500 | 15,000 | DP01.301.001 | [5291] Refund Of Deposit | 10,500 | 15,000 | 13,500 | 15,000 |
| | DR01.301 TOTAL | 10,500 | 15,000 | 13,500 | 15,000 | | DP01.301 TOTAL | 10,500 | 15,000 | 13,500 | 15,000 |
| DR01.306 | Caution Maoney Deposit | | | | | DP01.306 | Caution Maoney Deposit | | | | |
| DR01.306.001 | [2171] Caution Money Deposit(refund) | 1,700 | 1,000 | 900 | 1,000 | DP01.306.001 | [5320] Refund Of Deposit | 1,700 | 1,000 | 900 | 1,000 |
| | DR01.306 TOTAL | 1,700 | 1,000 | 900 | 1,000 | | DP01.306 TOTAL | 1,700 | 1,000 | 900 | 1,000 |
| | DR01 TOTAL | 12,200 | 16,000 | 14,400 | 16,000 | | DP01 TOTAL | 12,200 | 16,000 | 14,400 | 16,000 |

| RECEIPTS | | | | | | EXPENDITURE | | | | | |
|----------|------------------|---|------------------------------------|---|------------------------------------|-------------|------------------|---|------------------------------------|---|------------------------------------|
| ALIAS | PARTICULARS | Unaudited Figures For Year 2016 - 2017 | Budget Estimates 2017 - 2018 | Revised Budget Estimates 2017 - 2018 | Budget Estimates 2018 - 2019 | ALIAS | PARTICULARS | Unaudited Figures For Year 2016 - 2017 | Budget Estimates 2017 - 2018 | Revised Budget Estimates 2017 - 2018 | Budget Estimates 2018 - 2019 |
| | Sector D TOTAL | 12,200 | 16,000 | 14,400 | 16,000 | | Sector D TOTAL | 12,200 | 16,000 | 14,400 | 16,000 |
| | 0377 Aided Total | 27,12,734 | 44,38,740 | 14,14,067 | 19,02,940 | | 0377 Aided Total | 20,86,075 | 43,39,200 | 14,13,830 | 18,01,900 |



0378 - Department Of Economics, Churchgate, Mumbai (Aided)

(Old Aided Code : 0406)

| RECEIPTS | | | | | | EXPENDITURE | | | | | |
|--------------|---|---|------------------------------------|---|------------------------------------|--------------|---|---|------------------------------------|---|------------------------------------|
| ALIAS | PARTICULARS | Unaudited Figures For Year 2016 - 2017 | Budget Estimates 2017 - 2018 | Revised Budget Estimates 2017 - 2018 | Budget Estimates 2018 - 2019 | ALIAS | PARTICULARS | Unaudited Figures For Year 2016 - 2017 | Budget Estimates 2017 - 2018 | Revised Budget Estimates 2017 - 2018 | Budget Estimates 2018 - 2019 |
| Sector A | Capital And Revenue Receipt / Expenditure Budget | | | | | Sector A | Capital And Revenue Receipt / Expenditure Budget | | | | |
| | | | | | | AP03 | Furniture & Fixtures | | | | |
| | | | | | | AP03.101 | Purchase Of Furniture & Fixtures | | | | |
| | | | | | | AP03.101.002 | [3056] Purchase Of Chairs & Boards | | | | 50,000 |
| | | | | | | AP03.101.003 | [3057] Purchase Of Tables | | 30,000 | 30,000 | 80,000 |
| | | | | | | | AP03.101 TOTAL | | 30,000 | 30,000 | 1,30,000 |
| | | | | | | | AP03 TOTAL | | 30,000 | 30,000 | 1,30,000 |
| | | | | | | AP04 | Equipments | | | | |
| | | | | | | AP04.101 | Purchase Of Equipments | | | | |
| | | | | | | AP04.101.011 | [3095] Purchase Of Xerox Machine | | | | |
| | | | | | | | AP04.101 TOTAL | | | | |
| | | | | | | | AP04 TOTAL | | | | |
| | | | | | | AP08 | Software & Development | | | | |
| | | | | | | AP08.101 | Purchase Of Software | | | | |
| | | | | | | AP08.101.005 | [3174] Purchase Of Software | | | | |
| | | | | | | | AP08.101 TOTAL | | | | |
| | | | | | | | AP08 TOTAL | | | | |
| | | | | | | AP09 | Hardware & Peripherals | | | | |
| | | | | | | AP09.101 | Development Exp. | | | | |
| | | | | | | AP09.101.001 | [3200] Purchase Of Computer | | | | |
| | | | | | | AP09.101.006 | [3205] Purchase Of Printer | | 25,000 | 23,000 | |
| | | | | | | | AP09.101 TOTAL | | 25,000 | 23,000 | |
| | | | | | | | AP09 TOTAL | | 25,000 | 23,000 | |
| AR10 | Other Development Receipts | | | | | AP10 | Other Development Expenditure | | | | |
| AR10.101 | Development Fees | | | | | AP10.101 | Development Exp. | | | | |
| AR10.101.001 | [0111] Development Fees From Student - Institute Share | 32,250 | 20,000 | 15,000 | 18,625 | AP10.101.005 | [3219] Development Exp | | 20,000 | 20,000 | 20,000 |
| | [0112] Development Fees From Student- University Share | | 20,000 | 15,000 | 18,625 | | | | | | |
| | [0113] Development Fee | 32,250 | 40,000 | 30,000 | 37,250 | | | | | | |
| | AR10.101 TOTAL | 32,250 | 20,000 | 15,000 | 18,625 | | AP10.101 TOTAL | | 20,000 | 20,000 | 20,000 |
| | AR10 TOTAL | 32,250 | 20,000 | 15,000 | 18,625 | | AP10 TOTAL | | 20,000 | 20,000 | 20,000 |

| RECEIPTS | | | | | | EXPENDITURE | | | | | |
|--------------|--|---|------------------------------------|---|------------------------------------|--------------|---|---|------------------------------------|---|------------------------------------|
| ALIAS | PARTICULARS | Unaudited Figures For Year 2016 - 2017 | Budget Estimates 2017 - 2018 | Revised Budget Estimates 2017 - 2018 | Budget Estimates 2018 - 2019 | ALIAS | PARTICULARS | Unaudited Figures For Year 2016 - 2017 | Budget Estimates 2017 - 2018 | Revised Budget Estimates 2017 - 2018 | Budget Estimates 2018 - 2019 |
| AR21 | Fees From Students & Colleges | | | | | AP21 | Academic & Activity Expenses | | | | |
| AR21.201 | Academic Receipts - University | | | | | AP21.201 | Academic Expenses | | | | |
| AR21.201.025 | [0208] Alumni Fees Net | | | | | AP21.201.011 | [3335] Prospectus Expenses | | 5,000 | | 10,000 |
| | [6370] Alumni Fee - Gross | 5,000 | 8,000 | 5,600 | 6,400 | AP21.201.012 | [3336] Forms Expenses | | 2,000 | | |
| | [6371] Less : 100 % Transfer To University | 5,000 | 8,000 | 5,600 | 6,400 | | | | | | |
| AR21.201.027 | [0210] Centenary Fees Net | 100 | | | | | | | | | |
| | [6372] Centenary Fees - Gross | | | | | | | | | | |
| | [6373] Less :100 % Transfer To Univaersity | | | | | | | | | | |
| AR21.201.029 | [0212] Calandar Fee Net | 3,870 | | | | | | | | | |
| | [6376] Calender Fees -Gross | 3,870 | 4,800 | 3,600 | 4,500 | | | | | | |
| | [6377] Less 100% Transfer To University | | 4,800 | | | | | | | | |
| | AR21.201 TOTAL | 3,970 | | | | | AP21.201 TOTAL | | 7,000 | | 10,000 |
| AR21.202 | Academic Receipts -Institution | | | | | AP21.202 | Activity Expenses | | | | |
| AR21.202.001 | [0220] Admission Fee | 26,300 | 36,800 | 27,600 | 34,270 | AP21.202.001 | [3355] Gymkhana Expenses | 9,722 | 10,000 | 10,000 | 30,000 |
| AR21.202.002 | [0221] Tution Fee | 3,98,880 | 1,60,000 | 1,33,500 | 1,49,000 | AP21.202.003 | [3357] Computer Training Expenses | | 20,000 | 30,000 | 25,000 |
| AR21.202.003 | [0222] Computer Training Fee | 38,700 | 48,000 | 36,000 | 44,700 | AP21.202.004 | [3358] International Collaborations | | | | 25,000 |
| AR21.202.004 | [0223] Identity Card Fee | 4,512 | 5,600 | 4,200 | 5,215 | AP21.202.011 | [3365] Educational Tour Expenses | | 10,000 | 25,000 | 50,000 |
| | [0224] Diary Fee - Gross | 7,000 | 8,000 | | | AP21.202.013 | [3367] Phd Expenses | 27,580 | 60,000 | 30,000 | 40,000 |
| | [0225] Diary Fee - Less : 100% Transfer To University | | 8,000 | | | AP21.202.016 | [3370] Enrichment Activity Expenses | | | 2,000 | 40,000 |
| AR21.202.005 | [0226] Diary Fee - Net | 7,000 | | | | AP21.202.020 | [3374] Internship Expenses | | 50,000 | 25,000 | 25,000 |
| | [0227] E-Suvidha Fee - Gross | | 8,000 | 6,000 | 7,450 | AP21.202.023 | [3377] Dissertation Expenses | | | | 25,000 |
| | [0228] E-Suvidha - Less : 100% Transfer To University | 6,250 | 8,000 | 6,000 | 7,450 | | | | | | |
| AR21.202.006 | [0229] E-Suvidha - Net | 6,250 | | | | | | | | | |
| | [0230] Students Welfare Fee - Gross | 9,750 | 12,000 | 9,000 | 11,175 | | | | | | |
| | [0231] Students Welfare Fee -Less : Transfer To University | 9,750 | 12,000 | 9,000 | 11,175 | | | | | | |
| AR21.202.007 | [0232] Students Welfare Fee - Net | | | | | | | | | | |
| | [0233] Medical Fee - Gross | 4,480 | 5,600 | 4,200 | 5,215 | | | | | | |
| | [0234] Medical Fee-Less : Transfer To University | 4,480 | 5,600 | | 5,215 | | | | | | |
| AR21.202.008 | [0235] Medical Fee - Net | | | 4,200 | | | | | | | |
| | [0236] Sports Fee - Gross | 12,100 | 16,000 | 12,000 | 14,900 | | | | | | |
| | [0237] Sports Fee -Less : Transfer To University | 12,100 | 16,000 | 12,000 | 14,900 | | | | | | |
| AR21.202.009 | [0238] Sports Fee - Net | | | | | | | | | | |
| | [0239] Disaster Management Fee - Gross | 1,272 | 1,600 | 1,200 | 1,490 | | | | | | |
| | [0240] Disaster Management Fee -Less : 100% Transfer To University | 1,272 | 1,210 | 1,200 | 1,490 | | | | | | |

| RECEIPTS | | | | | | EXPENDITURE | | | | | |
|--------------|--|--|------------------------------|--------------------------------------|------------------------------|--------------|------------------------------------|--|------------------------------|--------------------------------------|------------------------------|
| ALIAS | PARTICULARS | Unaudited Figures For Year 2016 - 2017 | Budget Estimates 2017 - 2018 | Revised Budget Estimates 2017 - 2018 | Budget Estimates 2018 - 2019 | ALIAS | PARTICULARS | Unaudited Figures For Year 2016 - 2017 | Budget Estimates 2017 - 2018 | Revised Budget Estimates 2017 - 2018 | Budget Estimates 2018 - 2019 |
| AR21.202.010 | [0241] Disaster Management Fee - Net | | | | | | | | | | |
| | [0242] Ashwamedh/ Avishkar/ Indradhanushya Fee - Gross | 3,810 | 4,800 | 3,600 | 4,470 | | | | | | |
| | [0243] Ashwamedh/ Avishkar/ Indradhanushya Fee -Less : 100% Transfer To University | 3,810 | 4,800 | 3,600 | 4,470 | | | | | | |
| AR21.202.011 | [0244] Ashwamedh/ Avishkar/ Indradhanushya Fee - Net | | | | | | | | | | |
| | [0245] Eligibility Fee -Gross | 10,600 | 13,250 | 17,755 | 13,250 | | | | | | |
| | [0246] Eligibility Fee -Less : 100% Transfer To University | 10,600 | 13,250 | 17,735 | 13,250 | | | | | | |
| AR21.202.012 | [0247] Eligibility Fee -Net | | | | | | | | | | |
| | [0248] Enrolment Fee - Gross | 23,850 | 42,400 | 31,800 | 22,525 | | | | | | |
| | [0249] Enrolment Fee - Less : 100% Transfer To University | 23,850 | 42,400 | 31,800 | 22,525 | | | | | | |
| AR21.202.013 | [0250] Enrolment Fee - Net | | | | | | | | | | |
| | [0251] Examinations - Gross | 1,61,600 | 2,56,000 | 1,92,800 | 2,54,400 | | | | | | |
| | [0252] Examinations -Less :Transfer To University | 1,44,000 | 2,56,000 | 1,92,000 | 2,38,400 | | | | | | |
| AR21.202.014 | [0253] Examinations Fee- Net | 17,600 | | | | | | | | | |
| | [6304] Convocation Fee - Gross | 13,500 | 36,000 | 25,200 | 28,800 | | | | | | |
| | [6305] Convocation Fee -Less : 100% Transfer To University | 13,500 | 36,000 | 25,200 | 28,800 | | | | | | |
| AR21.202.017 | [6306] Convocation Fee - Net | | | | | | | | | | |
| | [6307] Library Fee - Gross | 1,18,000 | 1,60,000 | 1,11,000 | 1,49,000 | | | | | | |
| | [6308] Library Fee -Less : 100% Transfer To University Library | 1,18,000 | 1,60,000 | 1,11,000 | 1,49,000 | | | | | | |
| AR21.202.018 | [6309] Library Fee - Net | | | | | | | | | | |
| | [6318] Passing Certificate Fee - Gross | 4,500 | | 8,400 | 9,600 | | | | | | |
| | [6319] Passing Certificate Fee -Less : 100% Transfer To University | 4,500 | | 8,400 | 9,600 | | | | | | |
| AR21.202.023 | [6320] Passing Certificate Fee | | | | | | | | | | |
| | [6327] Association Fee - Gross | 6,510 | 8,000 | 6,000 | 7,450 | | | | | | |
| | [6328] Association Fee -Less : 100% Transfer To Univ | 6,510 | 8,000 | 6,000 | 7,450 | | | | | | |
| AR21.202.026 | [6329] Association Fee - Net | | | | | | | | | | |
| | AR21.202 TOTAL | 4,99,242 | 2,50,400 | 2,05,500 | 2,33,185 | | AP21.202 TOTAL | 37,302 | 1,50,000 | 1,22,000 | 2,60,000 |
| AR21.203 | Activity Fees | | | | | AP21.203 | Examination Expenses | | | | |
| AR21.203.001 | [0260] Gymkhana Fee | 55,000 | 80,000 | 56,000 | 74,500 | AP21.203.001 | [3470] Printing | | | | |
| AR21.203.002 | [0261] Laboratory Fee | | | | | AP21.203.002 | [3471] Stationery | 7,295 | 10,000 | | |
| AR21.203.003 | [0262] Laboratory Breakages | | | | | AP21.203.003 | [3472] Printing Of Answer Books | | | | |
| AR21.203.004 | [0263] Internship Fee | 25,000 | 40,000 | 28,000 | 32,000 | AP21.203.004 | [3473] Printing Of Question Papers | | 15,000 | | |

| RECEIPTS | | | | | | EXPENDITURE | | | | | |
|--------------|--------------------------------|---|------------------------------------|---|------------------------------------|--------------|--|---|------------------------------------|---|------------------------------------|
| ALIAS | PARTICULARS | Unaudited Figures For Year 2016 - 2017 | Budget Estimates 2017 - 2018 | Revised Budget Estimates 2017 - 2018 | Budget Estimates 2018 - 2019 | ALIAS | PARTICULARS | Unaudited Figures For Year 2016 - 2017 | Budget Estimates 2017 - 2018 | Revised Budget Estimates 2017 - 2018 | Budget Estimates 2018 - 2019 |
| AR21.203.007 | [0266] Ph. D. Fee | 32,550 | 4,50,000 | 3,00,000 | 4,00,000 | AP21.203.005 | [3474] Ph.D Remuneration Expenses | | | | |
| AR21.203.008 | [0267] M. Phil Fees | | | | | AP21.203.006 | [3475] Examination Remuneration | | | | |
| AR21.203.023 | [0282] Department Activity Fee | 40,000 | 45,000 | 11,000 | 30,000 | AP21.203.010 | [3479] Post & Courier Charges | | | | |
| AR21.203.096 | [0355] Insurance Fees | 2,376 | 3,520 | 2,838 | 3,278 | AP21.203.011 | [3480] Travelling Expenses For Exam. | | | | |
| | | | | | | AP21.203.013 | [3482] Paper Setting | | | | |
| | | | | | | AP21.203.014 | [3483] Evaluation | | | | |
| | | | | | | AP21.203.018 | [3487] Other Contingent Expenses | | | | |
| | AR21.203 TOTAL | 1,54,926 | 6,18,520 | 3,97,838 | 5,39,778 | | AP21.203 TOTAL | 7,295 | 25,000 | | |
| | | | | | | AP21.205 | Scholarships, Fellowships & Incidental Expenses | | | | |
| | | | | | | AP21.205.001 | [3505] Scholarship & Fellowships | | 1,00,000 | 1,00,000 | 1,00,000 |
| | | | | | | AP21.205.004 | [3508] Students Tours & Field Studies | | 10,000 | | 5,000 |
| | | | | | | AP21.205.005 | [3509] Fellowship For M.Phil/ Ph.D | | 25,000 | 25,000 | 25,000 |
| | | | | | | | AP21.205 TOTAL | | 1,35,000 | 1,25,000 | 1,30,000 |
| | | | | | | AP21.206 | Seminars & Conferences | | | | |
| | | | | | | AP21.206.001 | [3515] Seminar Publication | | 15,000 | | |
| | | | | | | AP21.206.002 | [3516] Stationery | | 5,000 | | |
| | | | | | | AP21.206.003 | [3517] Study Tours | | 5,000 | | |
| | | | | | | AP21.206.005 | [3519] Publication Working Papers | | 5,000 | | |
| | | | | | | AP21.206.006 | [3520] Travelling Expenses | | 5,000 | | |
| | | | | | | | AP21.206 TOTAL | | 35,000 | | |
| AR21.207 | Other Fee | | | | | | | | | | |
| AR21.207.001 | [0411] Aptitude Fee | | | | | | | | | | |
| AR21.207.002 | [0412] Fine/ Miscellaneous Fee | 19,350 | 24,000 | 19,450 | 22,350 | | | | | | |
| | AR21.207 TOTAL | 19,350 | 24,000 | 19,450 | 22,350 | | | | | | |
| | | | | | | AP21.209 | Students' Welfare , Sports & Cultural Activities Expenses | | | | |
| | | | | | | AP21.209.001 | [3550] Annual Social /Cultural | | 10,000 | 10,000 | 15,000 |
| | | | | | | AP21.209.006 | [3555] Purchase Of Sports Material & Sport Expenses | | 20,000 | | |
| | | | | | | AP21.209.010 | [3559] Inter Collegiate Competition Expenses/Tejaswini | | 10,000 | | |
| | | | | | | AP21.209.013 | [3562] Workshops & Seminars Expenses | | 15,000 | | |
| | | | | | | AP21.209.016 | [3565] Other Sports Activities | | 5,000 | | |
| | | | | | | | AP21.209 TOTAL | | 60,000 | 10,000 | 15,000 |
| | AR21 TOTAL | 6,77,488 | 8,92,920 | 6,22,788 | 7,95,313 | | AP21 TOTAL | 44,597 | 4,12,000 | 2,57,000 | 4,15,000 |
| | | | | | | AP22 | Administrative & General Expenses | | | | |
| | | | | | | AP22.201 | Administrative Expenses | | | | |
| | | | | | | AP22.201.002 | [3602] Printing | 25 | 15,000 | 4,000 | 8,000 |

| RECEIPTS | | | | | | EXPENDITURE | | | | | |
|----------|-------------|--|------------------------------|--------------------------------------|------------------------------|--------------|--|--|------------------------------|--------------------------------------|------------------------------|
| ALIAS | PARTICULARS | Unaudited Figures For Year 2016 - 2017 | Budget Estimates 2017 - 2018 | Revised Budget Estimates 2017 - 2018 | Budget Estimates 2018 - 2019 | ALIAS | PARTICULARS | Unaudited Figures For Year 2016 - 2017 | Budget Estimates 2017 - 2018 | Revised Budget Estimates 2017 - 2018 | Budget Estimates 2018 - 2019 |
| | | | | | | AP22.201.003 | [3603] Stationery | 14,199 | 15,000 | 11,210 | 15,000 |
| | | | | | | AP22.201.005 | [3605] Xeroxing Charges | 5,647 | 6,000 | 4,700 | 8,000 |
| | | | | | | AP22.201.006 | [3606] Electricity And Power | 10,000 | 10,000 | 10,000 | 10,000 |
| | | | | | | AP22.201.007 | [3607] Telephone And Internet Charges | 1,000 | 4,000 | 4,000 | 5,000 |
| | | | | | | AP22.201.008 | [3608] Postage , Telegram & Courier Charges | 380 | 2,000 | 1,500 | 2,000 |
| | | | | | | AP22.201.011 | [3611] Meeting Expenses | | 4,000 | 1,000 | 5,000 |
| | | | | | | AP22.201.014 | [3614] News Paper, Periodicals (Magaziens & Journals) | | 2,000 | 500 | 2,000 |
| | | | | | | AP22.201.015 | [3615] Uniform To Peons | | | | |
| | | | | | | AP22.201.016 | [3616] Sanitary Materials | | 8,000 | | 5,000 |
| | | | | | | AP22.201.021 | [3621] Pest Control | 2,300 | 4,000 | | |
| | | | | | | AP22.201.022 | [3622] Bank Charges | 5,597 | 1,500 | 1,500 | 2,000 |
| | | | | | | AP22.201.023 | [3623] Miscellaneous Expenses | 7,758 | 3,000 | 3,000 | 5,000 |
| | | | | | | AP22.201.024 | [3624] Statutory Audit Charges | 15,000 | 15,000 | 15,000 | 15,000 |
| | | | | | | AP22.201.025 | [3625] Internal Audit Charges | 15,000 | 15,000 | 15,000 | 15,000 |
| | | | | | | AP22.201.028 | [3628] Outsourcing Account Work | 5,000 | | | |
| | | | | | | | AP22.201 TOTAL | 81,906 | 1,04,500 | 71,410 | 97,000 |
| | | | | | | AP22.202 | Travelling And Transportation Expenses | | | | |
| | | | | | | AP22.202.001 | [3645] Ta/Da Expenses Staff | 1,388 | 5,000 | 1,200 | 5,000 |
| | | | | | | | AP22.202 TOTAL | 1,388 | 5,000 | 1,200 | 5,000 |
| | | | | | | AP22.203 | Insurance & Taxes | | | | |
| | | | | | | AP22.203.001 | [3655] Insurance | 2,660 | 3,520 | 2,400 | 3,000 |
| | | | | | | | AP22.203 TOTAL | 2,660 | 3,520 | 2,400 | 3,000 |
| | | | | | | AP22.204 | Outsource Services | | | | |
| | | | | | | AP22.204.001 | [3665] House Keeping Services | | 5,000 | | |
| | | | | | | | AP22.204 TOTAL | | 5,000 | | |
| | | | | | | AP22.205 | Repairs And Maintenance | | | | |
| | | | | | | AP22.205.001 | [3675] Maintenance Of Office Equipments | 1,950 | 12,000 | | |
| | | | | | | AP22.205.002 | [3676] Maintenance Of Furniture & Fixture | 210 | 5,000 | 5,000 | 5,000 |
| | | | | | | AP22.205.004 | [3678] Maintenance Of Hardwares | | 8,000 | 2,000 | 2,000 |
| | | | | | | AP22.205.010 | [3684] Antivirus Software | | | 5,000 | 8,000 |
| | | | | | | AP22.205.012 | [3686] Maintenance Of Building | | | | 4,000 |
| | | | | | | AP22.205.030 | [3704] Maintenance Of Computer | | 5,000 | | |
| | | | | | | | AP22.205 TOTAL | 2,160 | 30,000 | 12,000 | 19,000 |
| | | | | | | AP22.206 | Other Expenses | | | | |
| | | | | | | AP22.206.004 | [3713] Hospitality & Sumptuary Expenses | 23,633 | 12,000 | 5,000 | 8,000 |
| | | | | | | AP22.206.008 | [3717] Any Other Contingent Expenses | | 2,000 | 2,000 | 5,000 |
| | | | | | | | AP22.206 TOTAL | 23,633 | 14,000 | 7,000 | 13,000 |

| RECEIPTS | | | | | | EXPENDITURE | | | | | |
|--------------|---|---|------------------------------------|---|------------------------------------|-----------------------|---|---|------------------------------------|---|------------------------------------|
| ALIAS | PARTICULARS | Unaudited Figures For Year 2016 - 2017 | Budget Estimates 2017 - 2018 | Revised Budget Estimates 2017 - 2018 | Budget Estimates 2018 - 2019 | ALIAS | PARTICULARS | Unaudited Figures For Year 2016 - 2017 | Budget Estimates 2017 - 2018 | Revised Budget Estimates 2017 - 2018 | Budget Estimates 2018 - 2019 |
| | | | | | | | AP22 TOTAL | 1,11,747 | 1,62,020 | 94,010 | 1,37,000 |
| AR31 | Salary Grants | | | | | AP31 | Staff Payments & Benefits | | | | |
| AR31.201 | State Government- Salary Grants (Non Teaching /Teaching Staff Under Sps) | | | | | AP31.201 | Aided Salaries (Teaching Staff Approved Under Sps) | | | | |
| AR31.201.001 | [0485] Salary Grant | 88,01,042 | 87,00,000 | 53,00,000 | 78,00,000 | AP31.201.001 | [3750] Pay & Allowances | 70,16,458 | 84,00,000 | 59,32,000 | 74,00,000 |
| AR31.201.002 | [0486] Arrears Of Salary Grants | 53,034 | | 6,32,000 | 4,00,000 | AP31.201.002 | [3751] Clock Hour Basis / Consolidated | 2,37,600 | 3,00,000 | | 8,00,000 |
| | AR31.201 TOTAL | 88,54,076 | 87,00,000 | 59,32,000 | 82,00,000 | AP31.201.003 | [3752] Vacant Posts | | | | |
| | | | | | | AP31.201 TOTAL | | 72,54,058 | 87,00,000 | 59,32,000 | 82,00,000 |
| | | | | | | AP31.202 | Aided Non Teaching | | | | |
| | | | | | | AP31.202.001 | [3760] Pay & Allowances | | | | |
| | | | | | | AP31.202.008 | [3767] Temporary Non Teaching Staff | 13,500 | | 1,62,000 | 1,62,000 |
| | | | | | | AP31.202 TOTAL | | 13,500 | | 1,62,000 | 1,62,000 |
| AR31.203 | SALARY FROM UNIVRSITY FUND | | | | | | | | | | |
| AR31.203.001 | [0510] Salary From University Fund | 1,19,081 | 1,62,000 | 1,62,000 | 1,62,000 | | | | | | |
| | AR31.203 TOTAL | 1,19,081 | 1,62,000 | 1,62,000 | 1,62,000 | | | | | | |
| | | | | | | AP31.204 | Unaided Salaries (Teaching Staff) | | | | |
| | | | | | | AP31.204.006 | [3785] Visiting Faculty Teaching | 2,49,150 | 1,00,000 | | |
| | | | | | | AP31.204 TOTAL | | 2,49,150 | 1,00,000 | | |
| | | | | | | AP31.205 | Un Aided Non Teaching | | | | |
| | | | | | | AP31.205.008 | [3807] Temp. Non Teaching Staff | | 1,62,000 | | |
| | | | | | | AP31.205 TOTAL | | | 1,62,000 | | |
| | AR31 TOTAL | 89,73,157 | 88,62,000 | 60,94,000 | 83,62,000 | AP31 TOTAL | | 75,16,708 | 89,62,000 | 60,94,000 | 83,62,000 |
| AR32 | Other Income | | | | | | | | | | |
| AR32.202 | Interest On Saving Accounts | | | | | | | | | | |
| AR32.202.001 | [0520] Interest On Saving Bank Account | 52,064 | 20,000 | 38,100 | 5,000 | | | | | | |
| | AR32.202 TOTAL | 52,064 | 20,000 | 38,100 | 5,000 | | | | | | |
| | AR32 TOTAL | 52,064 | 20,000 | 38,100 | 5,000 | | | | | | |
| AR33 | Income From Investments | | | | | | | | | | |
| AR33.202 | Investment From University Fund | | | | | | | | | | |
| AR33.202.007 | [0627] Interest On Term Deposits With Bank | 1,69,120 | 2,50,000 | 1,00,000 | 2,00,000 | | | | | | |
| | AR33.202 TOTAL | 1,69,120 | 2,50,000 | 1,00,000 | 2,00,000 | | | | | | |
| | AR33 TOTAL | 1,69,120 | 2,50,000 | 1,00,000 | 2,00,000 | | | | | | |
| AR34 | Sale Of Publications | | | | | | | | | | |
| AR34.203 | Sale Of Prospectus & Admission Forms | | | | | | | | | | |
| AR34.203.001 | [0645] Sale Of Prospectus & Admission Forms | 1,500 | 4,000 | 2,500 | 3,200 | | | | | | |

| RECEIPTS | | | | | | EXPENDITURE | | | | | |
|--------------|--|--|------------------------------|--------------------------------------|------------------------------|--------------|--|--|------------------------------|--------------------------------------|------------------------------|
| ALIAS | PARTICULARS | Unaudited Figures For Year 2016 - 2017 | Budget Estimates 2017 - 2018 | Revised Budget Estimates 2017 - 2018 | Budget Estimates 2018 - 2019 | ALIAS | PARTICULARS | Unaudited Figures For Year 2016 - 2017 | Budget Estimates 2017 - 2018 | Revised Budget Estimates 2017 - 2018 | Budget Estimates 2018 - 2019 |
| | AR34.203 TOTAL | 1,500 | 4,000 | 2,500 | 3,200 | | | | | | |
| | AR34 TOTAL | 1,500 | 4,000 | 2,500 | 3,200 | | | | | | |
| | Sector A TOTAL | 99,05,579 | 1,00,48,920 | 68,72,388 | 93,84,138 | | Sector A TOTAL | 76,73,052 | 96,11,020 | 65,18,010 | 90,64,000 |
| Sector B | Agency Budget | | | | | Sector B | Agency Budget | | | | |
| BR07 | Grant-In-Aid U G C - Revenue -Development -Merged Schemes | | | | | BP07 | Grant-In-Aid U G C - Revenue -Development -Merged Schemes | | | | |
| BR07.203 | Conference /Seminars/ Symposia Workshop/Short - Term Training Programme | | | | | BP07.203 | Conference /Seminars/ Symposia Workshop/Short - Term Training Programme | | | | |
| BR07.203.002 | [1116] Organization Of National Seminar | | | 2,51,606 | 5,00,000 | BP07.203.002 | [4486] Organization Of National Seminar | | | 2,51,606 | 5,00,000 |
| BR07.203.003 | [1117] Organization Of State Level Seminar | | | 61,602 | 1,00,000 | BP07.203.003 | [4487] Organization Of State Level Seminar | | | 61,602 | 1,00,000 |
| | BR07.203 TOTAL | | | 3,13,208 | 6,00,000 | | BP07.203 TOTAL | | | 3,13,208 | 6,00,000 |
| | BR07 TOTAL | | | 3,13,208 | 6,00,000 | | BP07 TOTAL | | | 3,13,208 | 6,00,000 |
| | Sector B TOTAL | | | 3,13,208 | 6,00,000 | | Sector B TOTAL | | | 3,13,208 | 6,00,000 |
| Sector D | Deposits And Advances Budget | | | | | Sector D | Deposits And Advances Budget | | | | |
| DR01 | Students Related Deposits | | | | | DP01 | Students Related Deposits | | | | |
| DR01.301 | Library Deposit | | | | | DP01.301 | Library Deposit | | | | |
| DR01.301.001 | [2105] Receipts Of Deposit | 1,06,000 | 1,20,000 | 1,11,000 | 1,27,500 | DP01.301.001 | [5291] Refund Of Deposit | 1,06,000 | 1,20,000 | 1,11,000 | 1,27,500 |
| | DR01.301 TOTAL | 1,06,000 | 1,20,000 | 1,11,000 | 1,27,500 | | DP01.301 TOTAL | 1,06,000 | 1,20,000 | 1,11,000 | 1,27,500 |
| DR01.306 | Caution Maoney Deposit | | | | | DP01.306 | Caution Maoney Deposit | | | | |
| DR01.306.001 | [2171] Caution Money Deposit(refund) | 9,300 | 8,000 | 7,200 | 8,500 | DP01.306.001 | [5320] Refund Of Deposit | 9,300 | 8,000 | 7,200 | 8,500 |
| | DR01.306 TOTAL | 9,300 | 8,000 | 7,200 | 8,500 | | DP01.306 TOTAL | 9,300 | 8,000 | 7,200 | 8,500 |
| | DR01 TOTAL | 1,15,300 | 1,28,000 | 1,18,200 | 1,36,000 | | DP01 TOTAL | 1,15,300 | 1,28,000 | 1,18,200 | 1,36,000 |
| | Sector D TOTAL | 1,15,300 | 1,28,000 | 1,18,200 | 1,36,000 | | Sector D TOTAL | 1,15,300 | 1,28,000 | 1,18,200 | 1,36,000 |
| | 0378 Aided Total | 1,00,20,879 | 1,01,76,920 | 73,03,796 | 1,01,20,138 | | 0378 Aided Total | 77,88,352 | 97,39,020 | 69,49,418 | 98,00,000 |

0379 - Department Of Commerce, Churchgate, Mumbai (Aided)

(Old Aided Code : 0416)

| RECEIPTS | | | | | | EXPENDITURE | | | | | |
|--------------|---|---|------------------------------------|---|------------------------------------|--------------|---|---|------------------------------------|---|------------------------------------|
| ALIAS | PARTICULARS | Unaudited Figures For Year 2016 - 2017 | Budget Estimates 2017 - 2018 | Revised Budget Estimates 2017 - 2018 | Budget Estimates 2018 - 2019 | ALIAS | PARTICULARS | Unaudited Figures For Year 2016 - 2017 | Budget Estimates 2017 - 2018 | Revised Budget Estimates 2017 - 2018 | Budget Estimates 2018 - 2019 |
| Sector A | Capital And Revenue Receipt / Expenditure Budget | | | | | Sector A | Capital And Revenue Receipt / Expenditure Budget | | | | |
| | | | | | | AP03 | Furniture & Fixtures | | | | |
| | | | | | | AP03.101 | Purchase Of Furniture & Fixtures | | | | |
| | | | | | | AP03.101.001 | [3065] Purchase Of Furniture | | 45,000 | | 35,000 |
| | | | | | | AP03.101.002 | [3056] Purchase Of Chairs & Boards | | 25,000 | | 20,000 |
| | | | | | | | AP03.101 TOTAL | | 70,000 | | 55,000 |
| | | | | | | | AP03 TOTAL | | 70,000 | | 55,000 |
| AR10 | Other Development Receipts | | | | | | | | | | |
| AR10.101 | Development Fees | | | | | | | | | | |
| AR10.101.001 | [0111] Development Fees From Student - Institute Share | 9,500 | 11,250 | 7,130 | 9,380 | | | | | | |
| | [0112] Development Fees From Student- University Share | 9,500 | 11,250 | 7,130 | 9,380 | | | | | | |
| | [0113] Development Fee | 19,000 | 22,500 | 14,250 | 18,750 | | | | | | |
| | AR10.101 TOTAL | 9,500 | 11,250 | 7,130 | 9,380 | | | | | | |
| | AR10 TOTAL | 9,500 | 11,250 | 7,130 | 9,380 | | | | | | |
| AR21 | Fees From Students & Colleges | | | | | AP21 | Academic & Activity Expenses | | | | |
| AR21.201 | Academic Receipts - University | | | | | | | | | | |
| AR21.201.025 | [0208] Alumni Fees Net | | | | | | | | | | |
| | [6370] Alumni Fee - Gross | 3,400 | 4,200 | 3,700 | 2,500 | | | | | | |
| | [6371] Less : 100 % Transfer To University | 3,400 | 4,200 | 3,700 | 2,500 | | | | | | |
| AR21.201.027 | [0210] Centenary Fees Net | | | | | | | | | | |
| | [6372] Centenary Fees - Gross | | | | | | | | | | |
| | [6373] Less :100 % Transfer To Univaersity | | | | | | | | | | |
| AR21.201.029 | [0212] Calandar Fee Net | | | | | | | | | | |
| | [6376] Calender Fees -Gross | 2,250 | 2,700 | | | | | | | | |
| | [6377] Less 100% Transfer To University | 2,250 | 2,700 | | | | | | | | |
| | AR21.201 TOTAL | | | | | | | | | | |
| AR21.202 | Academic Receipts -Institution | | | | | AP21.202 | Activity Expenses | | | | |
| AR21.202.001 | [0220] Admission Fee | 16,100 | 20,700 | 13,110 | 17,250 | AP21.202.001 | [3355] Gymkhana Expenses | 10,000 | 10,000 | 10,000 | 10,000 |
| AR21.202.002 | [0221] Tution Fee | 65,000 | 90,000 | 57,000 | 75,000 | AP21.202.003 | [3357] Computer Training Expenses | | 5,000 | 3,000 | 5,000 |
| AR21.202.003 | [0222] Computer Training Fee | 23,300 | 27,000 | 17,100 | 22,500 | AP21.202.004 | [3358] International Collaborations | | 5,000 | | 5,000 |
| AR21.202.004 | [0223] Identity Card Fee | 2,660 | 3,500 | | 2,650 | AP21.202.011 | [3365] Educational Tour Expenses | 15,000 | 10,000 | 10,000 | 10,000 |
| | [0224] Diary Fee - Gross | 3,750 | 4,500 | | | AP21.202.012 | [3366] Field Visit Expenses | 5,000 | 5,000 | | 5,000 |

| RECEIPTS | | | | | | EXPENDITURE | | | | | |
|--------------|--|--|------------------------------|--------------------------------------|------------------------------|--------------|--|--|------------------------------|--------------------------------------|------------------------------|
| ALIAS | PARTICULARS | Unaudited Figures For Year 2016 - 2017 | Budget Estimates 2017 - 2018 | Revised Budget Estimates 2017 - 2018 | Budget Estimates 2018 - 2019 | ALIAS | PARTICULARS | Unaudited Figures For Year 2016 - 2017 | Budget Estimates 2017 - 2018 | Revised Budget Estimates 2017 - 2018 | Budget Estimates 2018 - 2019 |
| AR21.202.005 | [0225] Diary Fee - Less : 100% Transfer To University | 3,750 | 4,500 | | | AP21.202.013 | [3367] Phd Expenses | 1,500 | 20,000 | 10,000 | 20,000 |
| | [0226] Diary Fee - Net | | | | | AP21.202.016 | [3370] Enrichment Activity Expenses | | 2,000 | | 2,000 |
| AR21.202.006 | [0227] E-Suvidha Fee - Gross | 3,750 | 4,500 | 2,850 | 3,750 | AP21.202.019 | [3373] Teaching Aid & Accessories Expenses | | 2,000 | | 2,000 |
| | [0228] E-Suvidha - Less : 100% Transfer To University | 3,750 | 4,500 | 2,850 | 3,750 | AP21.202.020 | [3374] Internship Expenses | 8,000 | 20,500 | 20,500 | 12,500 |
| | [0229] E-Suvidha - Net | | | | | AP21.202.022 | [3376] Instruction Material Expenses | | 2,000 | | 2,000 |
| | [0230] Students Welfare Fee - Gross | 5,630 | 6,750 | 4,275 | 5,625 | AP21.202.030 | [3384] Binding Charges | 1,000 | 3,000 | 2,000 | 2,000 |
| AR21.202.007 | [0231] Students Welfare Fee -Less : Transfer To University | 5,630 | 6,750 | 4,275 | 5,625 | AP21.202.031 | [3385] Mike Charges Expenses | 1,000 | 1,500 | 1,000 | 2,000 |
| | [0232] Students Welfare Fee - Net | | | | | AP21.202.032 | [3386] Exhibition Expenses | | 3,000 | 1,000 | 3,000 |
| AR21.202.008 | [0233] Medical Fee - Gross | 2,640 | 3,150 | 2,000 | 2,630 | AP21.202.033 | [3387] Entertainment Expenses | | 2,000 | 1,000 | 2,000 |
| | [0234] Medical Fee-Less : Transfer To University | 2,640 | 3,150 | 2,000 | 2,630 | | | | | | |
| | [0235] Medical Fee - Net | | | | | | | | | | |
| AR21.202.009 | [0236] Sports Fee - Gross | 7,500 | 9,000 | 5,700 | 7,500 | | | | | | |
| | [0237] Sports Fee -Less : Transfer To University | 7,500 | 9,000 | 5,700 | 7,500 | | | | | | |
| | [0238] Sports Fee - Net | | | | | | | | | | |
| AR21.202.010 | [0239] Disaster Management Fee - Gross | 750 | 900 | 570 | 750 | | | | | | |
| | [0240] Disaster Management Fee -Less : 100% Transfer To University | 750 | 900 | 570 | 750 | | | | | | |
| | [0241] Disaster Management Fee - Net | | | | | | | | | | |
| AR21.202.011 | [0242] Ashwamedh/ Avishkar/ Indradhanushya Fee - Gross | 2,250 | 2,700 | 1,710 | 2,250 | | | | | | |
| | [0243] Ashwamedh/ Avishkar/ Indradhanushya Fee -Less : 100% Transfer To University | 2,250 | 2,700 | 1,710 | 2,250 | | | | | | |
| | [0244] Ashwamedh/ Avishkar/ Indradhanushya Fee - Net | | | | | | | | | | |
| AR21.202.012 | [0245] Eligibility Fee -Gross | 2,120 | 6,630 | 2,000 | 12,500 | | | | | | |
| | [0246] Eligibility Fee -Less : 100% Transfer To University | 2,120 | 6,630 | 2,000 | 12,500 | | | | | | |
| | [0247] Eligibility Fee -Net | | | | | | | | | | |
| AR21.202.013 | [0248] Enrolment Fee - Gross | 10,870 | 12,720 | 5,000 | 12,500 | | | | | | |
| | [0249] Enrolment Fee - Less : 100% Transfer To University | 10,870 | 12,720 | 5,000 | 12,500 | | | | | | |
| | [0250] Enrolment Fee - Net | | | | | | | | | | |
| AR21.202.014 | [0251] Examinations - Gross | 1,20,000 | 1,44,000 | 91,200 | 1,20,000 | | | | | | |
| | [0252] Examinations -Less :Transfer To University | 1,20,000 | 1,44,000 | 91,200 | 1,20,000 | | | | | | |
| AR21.202.015 | [0253] Examinations Fee- Net | | | | | | | | | | |
| | [6301] Practical Examinations Fee - Net | | | | | | | | | | |

| RECEIPTS | | | | | | EXPENDITURE | | | | | |
|--------------|---|---|------------------------------------|---|------------------------------------|--------------|--|---|------------------------------------|---|------------------------------------|
| ALIAS | PARTICULARS | Unaudited Figures For Year 2016 - 2017 | Budget Estimates 2017 - 2018 | Revised Budget Estimates 2017 - 2018 | Budget Estimates 2018 - 2019 | ALIAS | PARTICULARS | Unaudited Figures For Year 2016 - 2017 | Budget Estimates 2017 - 2018 | Revised Budget Estimates 2017 - 2018 | Budget Estimates 2018 - 2019 |
| | [6302] Other Examination Fee - Gross | | | | | | | | | | |
| | [6304] Convocation Fee - Gross | 15,300 | 18,000 | 16,650 | 11,250 | | | | | | |
| | [6305] Convocation Fee -Less : 100% Transfer To University | 15,300 | 18,000 | 16,650 | 11,250 | | | | | | |
| AR21.202.017 | [6306] Convocation Fee - Net | | | | | | | | | | |
| | [6307] Library Fee - Gross | 75,000 | 90,000 | 57,000 | 75,000 | | | | | | |
| | [6308] Library Fee -Less : 100% Transfer To University Library | 75,000 | 90,000 | 57,000 | 75,000 | | | | | | |
| AR21.202.018 | [6309] Library Fee - Net | | | | | | | | | | |
| | [6318] Passing Certificate Fee - Gross | 5,100 | | 6,150 | 3,150 | | | | | | |
| | [6319] Passing Certificate Fee -Less : 100% Transfer To University | 5,100 | | 6,150 | 3,150 | | | | | | |
| AR21.202.023 | [6320] Passing Certificate Fee | | | | | | | | | | |
| | [6327] Association Fee - Gross | 3,750 | 4,500 | 2,850 | 3,750 | | | | | | |
| | [6328] Association Fee -Less : 100% Transfer To Univ | 3,750 | 4,500 | 2,850 | 3,750 | | | | | | |
| AR21.202.026 | [6329] Association Fee - Net | | | | | | | | | | |
| | AR21.202 TOTAL | 1,07,060 | 1,41,200 | 87,210 | 1,17,400 | | AP21.202 TOTAL | 41,500 | 91,000 | 58,500 | 82,500 |
| AR21.203 | Activity Fees | | | | | | | | | | |
| AR21.203.001 | [0260] Gymkhana Fee | 35,000 | 45,000 | 28,500 | 37,500 | | | | | | |
| AR21.203.004 | [0263] Internship Fee | 17,000 | 20,500 | 18,500 | 12,500 | | | | | | |
| AR21.203.007 | [0266] Ph. D. Fee | 1,15,600 | 1,30,000 | 61,560 | 1,42,500 | | | | | | |
| AR21.203.096 | [0355] Insurance Fees | 860 | 1,060 | 1,260 | 1,650 | | | | | | |
| | AR21.203 TOTAL | 1,68,460 | 1,96,560 | 1,09,820 | 1,94,150 | | | | | | |
| AR21.204 | Examination Fees | | | | | | | | | | |
| AR21.204.007 | [0377] Passing Certificate Fees | | 6,150 | | | | | | | | |
| | AR21.204 TOTAL | | 6,150 | | | | | | | | |
| | | | | | | AP21.205 | Scholarships, Fellowships & Incidental Expenses | | | | |
| | | | | | | AP21.205.003 | [3507] Merits Scholarship | | 2,000 | 2,000 | 2,000 |
| | | | | | | | AP21.205 TOTAL | | 2,000 | 2,000 | 2,000 |
| | | | | | | AP21.206 | Seminars & Conferances | | | | |
| | | | | | | AP21.206.001 | [3515] Seminar Publication | 10,000 | 20,000 | | 10,000 |
| | | | | | | AP21.206.002 | [3516] Stationery | 2,000 | 10,000 | 5,000 | 8,000 |
| | | | | | | AP21.206.003 | [3517] Study Tours | 15,000 | 5,000 | | |
| | | | | | | AP21.206.004 | [3518] Memorial Lectures | 5,000 | 5,000 | 10,000 | 5,000 |
| | | | | | | AP21.206.006 | [3520] Travelling Expenses | 60 | 10,000 | 5,000 | 5,000 |
| | | | | | | | AP21.206 TOTAL | 32,060 | 50,000 | 20,000 | 28,000 |
| AR21.207 | Other Fee | | | | | | | | | | |
| AR21.207.002 | [0412] Fine/ Miscellaneous Fee | 11,400 | 13,500 | 8,550 | 11,250 | | | | | | |

| RECEIPTS | | | | | | EXPENDITURE | | | | | |
|----------|-----------------------|--|------------------------------|--------------------------------------|------------------------------|--------------|--|--|------------------------------|--------------------------------------|------------------------------|
| ALIAS | PARTICULARS | Unaudited Figures For Year 2016 - 2017 | Budget Estimates 2017 - 2018 | Revised Budget Estimates 2017 - 2018 | Budget Estimates 2018 - 2019 | ALIAS | PARTICULARS | Unaudited Figures For Year 2016 - 2017 | Budget Estimates 2017 - 2018 | Revised Budget Estimates 2017 - 2018 | Budget Estimates 2018 - 2019 |
| | AR21.207 TOTAL | 11,400 | 13,500 | 8,550 | 11,250 | | | | | | |
| | AR21 TOTAL | 2,86,920 | 3,57,410 | 2,05,580 | 3,22,800 | | AP21 TOTAL | 73,560 | 1,43,000 | 80,500 | 1,12,500 |
| | | | | | | AP22 | Administrative & General Expenses | | | | |
| | | | | | | AP22.201 | Administrative Expenses | | | | |
| | | | | | | AP22.201.001 | [3601] Advertisement And Publicity | | 3,000 | 3,000 | 3,000 |
| | | | | | | AP22.201.002 | [3602] Printing | 3,026 | 8,000 | 3,000 | 4,000 |
| | | | | | | AP22.201.003 | [3603] Stationery | 5,438 | 15,000 | 10,000 | 12,000 |
| | | | | | | AP22.201.004 | [3604] Paper For Printing | 5,000 | 5,000 | 2,000 | 3,000 |
| | | | | | | AP22.201.005 | [3605] Xeroxing Charges | 1,313 | 5,000 | 3,000 | 4,000 |
| | | | | | | AP22.201.006 | [3606] Electricity And Power | 2,000 | 4,000 | 2,000 | 2,000 |
| | | | | | | AP22.201.007 | [3607] Telephone And Internet Charges | 5,000 | 3,500 | 2,000 | 2,000 |
| | | | | | | AP22.201.008 | [3608] Postage , Telegram & Courier Charges | 480 | 2,000 | 2,000 | 2,000 |
| | | | | | | AP22.201.009 | [3609] Legal Charges | | 3,000 | 1,000 | 2,000 |
| | | | | | | AP22.201.010 | [3610] Professional Charges | 2,000 | 2,000 | 2,000 | 2,000 |
| | | | | | | AP22.201.011 | [3611] Meeting Expenses | 5,000 | 3,000 | 3,000 | 3,000 |
| | | | | | | AP22.201.013 | [3613] Contingency Expenses | 5,000 | 5,000 | 3,000 | 3,000 |
| | | | | | | AP22.201.014 | [3614] News Paper, Periodicals (Magaziens & Journals) | | 1,000 | 1,000 | 1,000 |
| | | | | | | AP22.201.015 | [3615] Uniform To Peons | | 3,000 | 3,000 | 3,000 |
| | | | | | | AP22.201.016 | [3616] Sanitary Materials | 1,111 | 3,000 | 1,000 | 3,000 |
| | | | | | | AP22.201.021 | [3621] Pest Control | 2,300 | 5,000 | 2,000 | 4,000 |
| | | | | | | AP22.201.022 | [3622] Bank Charges | 1,052 | 2,000 | 2,000 | 2,000 |
| | | | | | | AP22.201.023 | [3623] Miscellaneous Expenses | 2,650 | 10,000 | 8,000 | 5,000 |
| | | | | | | AP22.201.024 | [3624] Statutory Audit Charges | 10,000 | 10,000 | 10,000 | 10,000 |
| | | | | | | AP22.201.025 | [3625] Internal Audit Charges | 10,000 | 10,000 | 10,000 | 10,000 |
| | | | | | | AP22.201.028 | [3628] Outsourcing Account Work | 5,000 | | 5,000 | 5,000 |
| | | | | | | | AP22.201 TOTAL | 66,370 | 1,02,500 | 78,000 | 85,000 |
| | | | | | | AP22.203 | Insurance & Taxes | | | | |
| | | | | | | AP22.203.001 | [3655] Insurance | 2,000 | 2,000 | 1,140 | 1,500 |
| | | | | | | | AP22.203 TOTAL | 2,000 | 2,000 | 1,140 | 1,500 |
| | | | | | | AP22.204 | Outsource Services | | | | |
| | | | | | | AP22.204.001 | [3665] House Keeping Services | | 5,000 | | |
| | | | | | | | AP22.204 TOTAL | | 5,000 | | |
| | | | | | | AP22.205 | Repairs And Maintenance | | | | |
| | | | | | | AP22.205.001 | [3675] Maintenance Of Office Equipments | 300 | 8,000 | | |
| | | | | | | AP22.205.002 | [3676] Maintenance Of Furniture & Fixture | 1,000 | 5,000 | 2,000 | 5,000 |
| | | | | | | AP22.205.003 | [3677] Maintenance Of Electric Installation | 2,050 | 3,000 | 2,000 | 3,000 |
| | | | | | | AP22.205.004 | [3678] Maintenance Of Hardwares | 3,890 | 3,000 | 2,000 | 5,000 |

| RECEIPTS | | | | | | EXPENDITURE | | | | | |
|--------------|---|---|------------------------------------|---|------------------------------------|--------------|---|---|------------------------------------|---|------------------------------------|
| ALIAS | PARTICULARS | Unaudited Figures For Year 2016 - 2017 | Budget Estimates 2017 - 2018 | Revised Budget Estimates 2017 - 2018 | Budget Estimates 2018 - 2019 | ALIAS | PARTICULARS | Unaudited Figures For Year 2016 - 2017 | Budget Estimates 2017 - 2018 | Revised Budget Estimates 2017 - 2018 | Budget Estimates 2018 - 2019 |
| | | | | | | AP22.205.005 | [3679] Maintenance Of Software | 10,000 | 10,000 | 5,000 | 6,000 |
| | | | | | | AP22.205.007 | [3681] Maintenance Of Telephone | 3,000 | 2,000 | 1,000 | 2,000 |
| | | | | | | AP22.205.010 | [3684] Antivirus Software | 2,000 | 10,000 | 5,000 | 10,000 |
| | | | | | | AP22.205.030 | [3704] Maintenance Of Computer | | 5,000 | 5,000 | 10,000 |
| | | | | | | | AP22.205 TOTAL | 22,240 | 46,000 | 22,000 | 41,000 |
| | | | | | | AP22.206 | Other Expenses | | | | |
| | | | | | | AP22.206.004 | [3713] Hospitality & Sumptuary Expenses | 7,670 | 7,000 | 7,000 | 8,000 |
| | | | | | | AP22.206.008 | [3717] Any Other Contingent Expenses | 5,000 | 5,000 | 2,000 | |
| | | | | | | | AP22.206 TOTAL | 12,670 | 12,000 | 9,000 | 8,000 |
| | | | | | | | AP22 TOTAL | 1,03,280 | 1,67,500 | 1,10,140 | 1,35,500 |
| AR31 | Salary Grants | | | | | AP31 | Staff Payments & Benefits | | | | |
| AR31.201 | State Government- Salary Grants (Non Teaching /Teaching Staff Under Sps) | | | | | AP31.201 | Aided Salaries (Teaching Staff Approved Under Sps) | | | | |
| AR31.201.001 | [0485] Salary Grant | 14,34,930 | 44,79,300 | 15,35,410 | 51,91,600 | AP31.201.001 | [3750] Pay & Allowances | 12,69,060 | 40,43,300 | 11,75,310 | 47,75,600 |
| | | | | | | AP31.201.002 | [3751] Clock Hour Basis / Consolidated | 9,000 | 36,000 | 1,28,600 | 2,00,000 |
| | AR31.201 TOTAL | 14,34,930 | 44,79,300 | 15,35,410 | 51,91,600 | | AP31.201 TOTAL | 12,78,060 | 40,79,300 | 13,03,910 | 49,75,600 |
| | | | | | | AP31.202 | Aided Non Teaching | | | | |
| | | | | | | AP31.202.001 | [3760] Pay & Allowances | 1,56,870 | 4,00,000 | 2,31,500 | 2,16,000 |
| | | | | | | | AP31.202 TOTAL | 1,56,870 | 4,00,000 | 2,31,500 | 2,16,000 |
| | | | | | | AP31.205 | Un Aided Non Teaching | | | | |
| | | | | | | AP31.205.001 | [3793] Pay & Allowances | | | | |
| | | | | | | | AP31.205 TOTAL | | | | |
| | AR31 TOTAL | 14,34,930 | 44,79,300 | 15,35,410 | 51,91,600 | | AP31 TOTAL | 14,34,930 | 44,79,300 | 15,35,410 | 51,91,600 |
| AR32 | Other Income | | | | | | | | | | |
| AR32.202 | Interest On Saving Accounts | | | | | | | | | | |
| AR32.202.001 | [0520] Interest On Saving Bank Account | 46,640 | 40,000 | 29,280 | 16,000 | | | | | | |
| | AR32.202 TOTAL | 46,640 | 40,000 | 29,280 | 16,000 | | | | | | |
| | AR32 TOTAL | 46,640 | 40,000 | 29,280 | 16,000 | | | | | | |
| AR34 | Sale Of Publications | | | | | | | | | | |
| AR34.203 | Sale Of Prospectus & Admission Forms | | | | | | | | | | |
| AR34.203.001 | [0645] Sale Of Prospectus & Admission Forms | 1,750 | 2,000 | | 1,000 | | | | | | |
| | AR34.203 TOTAL | 1,750 | 2,000 | | 1,000 | | | | | | |
| | AR34 TOTAL | 1,750 | 2,000 | | 1,000 | | | | | | |
| | Sector A TOTAL | 17,79,740 | 48,89,960 | 17,77,400 | 55,40,780 | | Sector A TOTAL | 16,11,770 | 48,59,800 | 17,26,050 | 54,94,600 |
| Sector D | Deposits And Advances Budget | | | | | Sector D | Deposits And Advances Budget | | | | |

| RECEIPTS | | | | | | EXPENDITURE | | | | | |
|--------------|--------------------------------------|---|------------------------------------|---|------------------------------------|--------------|---------------------------|---|------------------------------------|---|------------------------------------|
| ALIAS | PARTICULARS | Unaudited Figures For Year 2016 - 2017 | Budget Estimates 2017 - 2018 | Revised Budget Estimates 2017 - 2018 | Budget Estimates 2018 - 2019 | ALIAS | PARTICULARS | Unaudited Figures For Year 2016 - 2017 | Budget Estimates 2017 - 2018 | Revised Budget Estimates 2017 - 2018 | Budget Estimates 2018 - 2019 |
| DR01 | Students Related Deposits | | | | | DP01 | Students Related Deposits | | | | |
| DR01.301 | Library Deposit | | | | | DP01.301 | Library Deposit | | | | |
| DR01.301.001 | [2105] Receipts Of Deposit | 61,500 | 67,500 | 30,000 | 75,000 | DP01.301.001 | [5291] Refund Of Deposit | 61,500 | 67,500 | 30,000 | 75,000 |
| | DR01.301 TOTAL | 61,500 | 67,500 | 30,000 | 75,000 | | DP01.301 TOTAL | 61,500 | 67,500 | 30,000 | 75,000 |
| DR01.306 | Caution Maoney Deposit | | | | | DP01.306 | Caution Maoney Deposit | | | | |
| DR01.306.001 | [2171] Caution Money Deposit(refund) | 4,100 | 4,500 | 2,000 | 5,000 | DP01.306.001 | [5320] Refund Of Deposit | 4,100 | 4,500 | 2,000 | 5,000 |
| | DR01.306 TOTAL | 4,100 | 4,500 | 2,000 | 5,000 | | DP01.306 TOTAL | 4,100 | 4,500 | 2,000 | 5,000 |
| | DR01 TOTAL | 65,600 | 72,000 | 32,000 | 80,000 | | DP01 TOTAL | 65,600 | 72,000 | 32,000 | 80,000 |
| | Sector D TOTAL | 65,600 | 72,000 | 32,000 | 80,000 | | Sector D TOTAL | 65,600 | 72,000 | 32,000 | 80,000 |
| | 0379 Aided Total | 18,45,340 | 49,61,960 | 18,09,400 | 56,20,780 | | 0379 Aided Total | 16,77,370 | 49,31,800 | 17,58,050 | 55,74,600 |



0380 - Department Of History, Churchgate, Mumbai (Aided)

(Old Aided Code : 0408)

| RECEIPTS | | | | | | EXPENDITURE | | | | | |
|--------------|---|---|------------------------------------|---|------------------------------------|--------------|---|---|------------------------------------|---|------------------------------------|
| ALIAS | PARTICULARS | Unaudited Figures For Year 2016 - 2017 | Budget Estimates 2017 - 2018 | Revised Budget Estimates 2017 - 2018 | Budget Estimates 2018 - 2019 | ALIAS | PARTICULARS | Unaudited Figures For Year 2016 - 2017 | Budget Estimates 2017 - 2018 | Revised Budget Estimates 2017 - 2018 | Budget Estimates 2018 - 2019 |
| Sector A | Capital And Revenue Receipt / Expenditure Budget | | | | | Sector A | Capital And Revenue Receipt / Expenditure Budget | | | | |
| | | | | | | AP03 | Furniture & Fixtures | | | | |
| | | | | | | AP03.101 | Purchase Of Furniture & Fixtures | | | | |
| | | | | | | AP03.101.001 | [3065] Purchase Of Furniture | | 10,000 | | 10,000 |
| | | | | | | | AP03.101 TOTAL | | 10,000 | | 10,000 |
| | | | | | | | AP03 TOTAL | | 10,000 | | 10,000 |
| | | | | | | AP04 | Equipments | | | | |
| | | | | | | AP04.101 | Purchase Of Equipments | | | | |
| | | | | | | AP04.101.023 | [3107] Purchase Of Scanner | | | | 7,000 |
| | | | | | | | AP04.101 TOTAL | | | | 7,000 |
| | | | | | | | AP04 TOTAL | | | | 7,000 |
| | | | | | | AP07 | Books & Journals | | | | |
| | | | | | | AP07.101 | Purchase Of Books & Journals | | | | |
| | | | | | | AP07.101.001 | [3155] Purchase Of Books & Journals | 410 | 5,000 | 5,000 | 5,000 |
| | | | | | | AP07.101.004 | [3158] Purchase Of Journals | | | | |
| | | | | | | | AP07.101 TOTAL | 410 | 5,000 | 5,000 | 5,000 |
| | | | | | | | AP07 TOTAL | 410 | 5,000 | 5,000 | 5,000 |
| | | | | | | AP09 | Hardware & Peripherals | | | | |
| | | | | | | AP09.101 | Development Exp. | | | | |
| | | | | | | AP09.101.001 | [3200] Purchase Of Computer | | 1,00,000 | | |
| | | | | | | AP09.101.006 | [3205] Purchase Of Printer | | | | 10,000 |
| | | | | | | | AP09.101 TOTAL | | 1,00,000 | | 10,000 |
| | | | | | | | AP09 TOTAL | | 1,00,000 | | 10,000 |
| AR10 | Other Development Receipts | | | | | | | | | | |
| AR10.101 | Development Fees | | | | | | | | | | |
| AR10.101.001 | [0111] Development Fees From Student - Institute Share | 6,275 | 7,500 | 5,500 | 5,000 | | | | | | |
| | [0112] Development Fees From Student- University Share | 6,275 | 7,500 | 5,500 | 5,000 | | | | | | |
| | [0113] Development Fee | 12,550 | | 11,000 | 10,000 | | | | | | |
| | AR10.101 TOTAL | 6,275 | 7,500 | 5,500 | 5,000 | | | | | | |
| | AR10 TOTAL | 6,275 | 7,500 | 5,500 | 5,000 | | | | | | |

| RECEIPTS | | | | | | EXPENDITURE | | | | | |
|--------------|--|--|------------------------------|--------------------------------------|------------------------------|--------------|---|--|------------------------------|--------------------------------------|------------------------------|
| ALIAS | PARTICULARS | Unaudited Figures For Year 2016 - 2017 | Budget Estimates 2017 - 2018 | Revised Budget Estimates 2017 - 2018 | Budget Estimates 2018 - 2019 | ALIAS | PARTICULARS | Unaudited Figures For Year 2016 - 2017 | Budget Estimates 2017 - 2018 | Revised Budget Estimates 2017 - 2018 | Budget Estimates 2018 - 2019 |
| AR21 | Fees From Students & Colleges | | | | | AP21 | Academic & Activity Expenses | | | | |
| AR21.201 | Academic Receipts - University | | | | | AP21.201 | Academic Expenses | | | | |
| AR21.201.025 | [0208] Alumni Fees Net | | | | | AP21.201.004 | [3328] Student Welfare Expenses/ Student Council Expenses | | 5,000 | 1,800 | 5,000 |
| | [6370] Alumni Fee - Gross | 2,800 | 3,000 | 2,700 | 1,700 | AP21.201.005 | [3329] Laboratory Expenses | | | | |
| | [6371] Less : 100 % Transfer To University | 2,800 | 3,000 | 2,700 | 1,700 | AP21.201.010 | [3334] Phd Enterance Test | | | | |
| AR21.201.027 | [0210] Centenary Fees Net | | | | | AP21.201.011 | [3335] Prospectus Expenses | | 2,000 | | |
| | [6372] Centenary Fees - Gross | | | | | AP21.201.016 | [3340] Identity Card Expenses | | 3,000 | | |
| | [6373] Less :100 % Transfer To Univaersity | | | | | | | | | | |
| AR21.201.029 | [0212] Calandar Fee Net | | | | | | | | | | |
| | [6376] Calender Fees -Gross | 1,470 | 1,800 | | | | | | | | |
| | [6377] Less 100% Transfer To University | 1,470 | 1,800 | | | | | | | | |
| | AR21.201 TOTAL | | | | | | AP21.201 TOTAL | | 10,000 | 1,800 | 5,000 |
| AR21.202 | Academic Receipts -Institution | | | | | AP21.202 | Activity Expenses | | | | |
| AR21.202.001 | [0220] Admission Fee | 9,890 | 13,800 | 8,740 | 13,110 | AP21.202.001 | [3355] Gymkhana Expenses | | | | |
| AR21.202.002 | [0221] Tution Fee | 1,66,500 | 60,000 | 38,000 | 57,000 | AP21.202.003 | [3357] Computer Training Expenses | | | | |
| AR21.202.003 | [0222] Computer Training Fee | 17,200 | 18,000 | 13,200 | 17,100 | AP21.202.011 | [3365] Educational Tour Expenses | | 5,000 | 3,000 | 5,000 |
| AR21.202.004 | [0223] Identity Card Fee | 1,720 | 2,100 | 1,540 | 1,400 | AP21.202.012 | [3366] Field Visit Expenses | | 5,000 | 3,000 | 5,000 |
| | [0224] Diary Fee - Gross | 1,500 | 3,000 | | | AP21.202.013 | [3367] Phd Expenses | | 2,000 | 2,000 | 2,000 |
| | [0225] Diary Fee - Less : 100% Transfer To University | 1,500 | 3,000 | | | AP21.202.016 | [3370] Enrichment Activity Expenses | | | | |
| AR21.202.005 | [0226] Diary Fee - Net | | | | | AP21.202.019 | [3373] Teaching Aid & Accessories Expenses | | | | |
| | [0227] E-Suvidha Fee - Gross | 2,400 | 3,000 | 2,200 | 2,850 | AP21.202.020 | [3374] Internship Expenses | | 1,000 | 2,000 | 2,000 |
| | [0228] E-Suvidha - Less : 100% Transfer To University | 2,400 | 3,000 | 2,200 | 2,850 | AP21.202.023 | [3377] Dissertation Expenses | | 1,000 | 1,000 | 8,500 |
| AR21.202.006 | [0229] E-Suvidha - Net | | | | | AP21.202.025 | [3379] Assessment Expenses | | | | |
| | [0230] Students Welfare Fee - Gross | 3,680 | 4,500 | 3,300 | 4,275 | AP21.202.026 | [3380] Periodic Test Expenses | | | | |
| | [0231] Students Welfare Fee -Less : Transfer To University | 3,680 | 4,500 | 3,300 | 4,275 | AP21.202.037 | [3390] Department Activity Expenses | 13,700 | 15,000 | 10,000 | 15,000 |
| AR21.202.007 | [0232] Students Welfare Fee - Net | | | | | AP21.202.038 | [3391] Guest Lecture | 13,250 | | | 10,000 |
| | [0233] Medical Fee - Gross | 1,720 | 2,100 | 1,540 | 1,995 | | | | | | |
| | [0234] Medical Fee-Less : Transfer To University | 1,720 | 2,100 | 1,540 | 1,995 | | | | | | |
| AR21.202.008 | [0235] Medical Fee - Net | | | | | | | | | | |
| | [0236] Sports Fee - Gross | 4,900 | 6,000 | 4,400 | 5,700 | | | | | | |
| | [0237] Sports Fee -Less : Transfer To University | 4,900 | 6,000 | 4,400 | 5,700 | | | | | | |
| AR21.202.009 | [0238] Sports Fee - Net | | | | | | | | | | |
| | [0239] Disaster Management Fee - Gross | 490 | 600 | 440 | 570 | | | | | | |

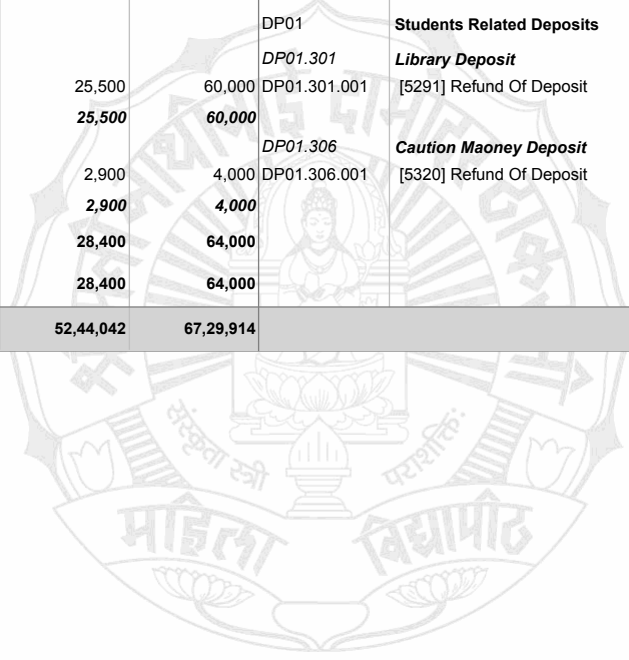
| RECEIPTS | | | | | | EXPENDITURE | | | | | |
|--------------|--|--|------------------------------|--------------------------------------|------------------------------|--------------|-----------------------------|--|------------------------------|--------------------------------------|------------------------------|
| ALIAS | PARTICULARS | Unaudited Figures For Year 2016 - 2017 | Budget Estimates 2017 - 2018 | Revised Budget Estimates 2017 - 2018 | Budget Estimates 2018 - 2019 | ALIAS | PARTICULARS | Unaudited Figures For Year 2016 - 2017 | Budget Estimates 2017 - 2018 | Revised Budget Estimates 2017 - 2018 | Budget Estimates 2018 - 2019 |
| AR21.202.010 | [0240] Disaster Management Fee -Less : 100% Transfer To University [0241] Disaster Management Fee - Net | 490 | 600 | 440 | 570 | | | | | | |
| | [0242] Ashwamedh/ Avishkar/ Indradhanushya Fee - Gross | 1,470 | 1,800 | 1,320 | 1,710 | | | | | | |
| | [0243] Ashwamedh/ Avishkar/ Indradhanushya Fee -Less : 100% Transfer To University | 1,470 | 1,800 | 1,320 | 1,710 | | | | | | |
| AR21.202.011 | [0244] Ashwamedh/ Avishkar/ Indradhanushya Fee - Net | | | | | | | | | | |
| | [0245] Eligibility Fee -Gross | 1,330 | 5,300 | 2,750 | 10,600 | | | | | | |
| | [0246] Eligibility Fee -Less : 100% Transfer To University | 1,330 | 5,300 | 2,750 | 10,600 | | | | | | |
| AR21.202.012 | [0247] Eligibility Fee -Net | | | | | | | | | | |
| | [0248] Enrolment Fee - Gross | 1,330 | 5,300 | 4,250 | 10,600 | | | | | | |
| | [0249] Enrolment Fee - Less : 100% Transfer To University | 1,330 | 5,300 | 4,250 | 10,600 | | | | | | |
| AR21.202.013 | [0250] Enrolment Fee - Net | | 15,900 | | | | | | | | |
| | [0251] Examinations - Gross | 86,400 | 96,000 | 74,400 | 91,200 | | | | | | |
| | [0252] Examinations -Less :Transfer To University | 86,400 | 96,000 | 74,400 | 91,200 | | | | | | |
| AR21.202.014 | [0253] Examinations Fee- Net | | | | | | | | | | |
| | [6304] Convocation Fee - Gross | 7,200 | 16,150 | 12,150 | 7,650 | | | | | | |
| | [6305] Convocation Fee -Less : 100% Transfer To University | 7,200 | 16,150 | 12,150 | 7,650 | | | | | | |
| AR21.202.017 | [6306] Convocation Fee - Net | | | | | | | | | | |
| | [6307] Library Fee - Gross | 43,000 | 60,000 | 44,000 | | | | | | | |
| | [6308] Library Fee -Less : 100% Transfer To University Library | 43,000 | 60,000 | 44,000 | 57,000 | | | | | | |
| AR21.202.018 | [6309] Library Fee - Net | | | | | | | | | | |
| | [6318] Passing Certificate Fee - Gross | 2,400 | 4,500 | 4,050 | 2,550 | | | | | | |
| | [6319] Passing Certificate Fee -Less : 100% Transfer To University | 2,400 | 4,500 | 4,050 | 2,550 | | | | | | |
| AR21.202.023 | [6320] Passing Certificate Fee | | | | | | | | | | |
| | [6327] Association Fee - Gross | 2,450 | 3,000 | 2,200 | 2,850 | | | | | | |
| | [6328] Association Fee -Less : 100% Transfer To Univ | 2,450 | 3,000 | 2,200 | | | | | | | |
| AR21.202.026 | [6329] Association Fee - Net | | | | | | | | | | |
| | AR21.202 TOTAL | 1,95,310 | 1,09,800 | 61,480 | 88,610 | | AP21.202 TOTAL | 26,950 | 29,000 | 21,000 | 47,500 |
| AR21.203 | Activity Fees | | | | | AP21.203 | Examination Expenses | | | | |
| AR21.203.001 | [0260] Gymkhana Fee | 21,500 | 30,000 | 19,000 | 26,500 | AP21.203.001 | [3470] Printing | 1,300 | | | |
| AR21.203.004 | [0263] Internship Fee | 8,000 | 15,000 | 13,500 | | AP21.203.002 | [3471] Stationery | 72 | 500 | | |

| RECEIPTS | | | | | | EXPENDITURE | | | | | |
|--------------|-----------------------------------|--|------------------------------|--------------------------------------|------------------------------|--------------|--|--|------------------------------|--------------------------------------|------------------------------|
| ALIAS | PARTICULARS | Unaudited Figures For Year 2016 - 2017 | Budget Estimates 2017 - 2018 | Revised Budget Estimates 2017 - 2018 | Budget Estimates 2018 - 2019 | ALIAS | PARTICULARS | Unaudited Figures For Year 2016 - 2017 | Budget Estimates 2017 - 2018 | Revised Budget Estimates 2017 - 2018 | Budget Estimates 2018 - 2019 |
| AR21.203.007 | [0266] Ph. D. Fee | 1,24,500 | 1,50,000 | | 51,000 | AP21.203.003 | [3472] Printing Of Answer Books | | | | |
| AR21.203.009 | [0268] Dissertation Fee | | 7,500 | 6,750 | 4,250 | AP21.203.004 | [3473] Printing Of Question Papers | 1,300 | 2,000 | | |
| AR21.203.055 | [0314] Computer Lab Fees | 500 | 30,000 | 22,000 | | AP21.203.005 | [3474] Ph.D Remuneration Expenses | | 10,000 | | |
| AR21.203.056 | [0315] Computer Fees | | | | | AP21.203.006 | [3475] Examination Remuneration | | | | |
| AR21.203.059 | [0318] Miscellaneous For Gymkhana | | | | | AP21.203.008 | [3477] Convocation Expenses | | | | |
| AR21.203.096 | [0355] Insurance Fees | 990 | 1,320 | 968 | 1,254 | AP21.203.010 | [3479] Post & Courier Charges | 890 | 500 | | |
| | | | | | | AP21.203.011 | [3480] Travelling Expenses For Exam. | | | | |
| | | | | | | AP21.203.013 | [3482] Paper Setting | | | | |
| | | | | | | AP21.203.014 | [3483] Evaluation | | | | |
| | | | | | | AP21.203.018 | [3487] Other Contingent Expenses | | | | |
| | AR21.203 TOTAL | 1,55,490 | 2,33,820 | 62,218 | 83,004 | | AP21.203 TOTAL | 3,562 | 13,000 | | |
| AR21.204 | Examination Fees | | | | | | | | | | |
| AR21.204.009 | [0379] Marksheet Fee | | | | | | | | | | |
| | AR21.204 TOTAL | | | | | | | | | | |
| | | | | | | AP21.206 | Seminars & Conferances | | | | |
| | | | | | | AP21.206.001 | [3515] Seminar Publication | | 3,000 | | 3,000 |
| | | | | | | AP21.206.002 | [3516] Stationery | | 2,000 | | 2,000 |
| | | | | | | AP21.206.004 | [3518] Memorial Lectures | | 3,000 | 3,000 | 3,000 |
| | | | | | | AP21.206.005 | [3519] Publication Working Papers | | 2,000 | | 2,000 |
| | | | | | | AP21.206.006 | [3520] Travelling Expenses | 290 | 10,000 | 5,000 | 3,000 |
| | | | | | | | AP21.206 TOTAL | 290 | 20,000 | 8,000 | 13,000 |
| AR21.207 | Other Fee | | | | | AP21.207 | Materials, Consumables, Stores & Chemicals | | | | |
| AR21.207.002 | [0412] Fine/ Miscellaneous Fee | 7,350 | | 6,600 | 8,550 | AP21.207.004 | [3533] Small Stores Items | | 1,000 | | |
| | AR21.207 TOTAL | 7,350 | | 6,600 | 8,550 | | AP21.207 TOTAL | | 1,000 | | |
| | | | | | | AP21.208 | Library Expenses | | | | |
| | | | | | | AP21.208.001 | [3540] Journals & Periodicals | | 5,000 | 2,000 | 3,000 |
| | | | | | | | AP21.208 TOTAL | | 5,000 | 2,000 | 3,000 |
| | | | | | | AP21.209 | Students' Welfare , Sports & Cultural Activities Expenses | | | | |
| | | | | | | AP21.209.001 | [3550] Annual Social /Cultural | | 2,000 | 2,000 | 2,000 |
| | | | | | | AP21.209.002 | [3551] Function & Festival | | 2,000 | | |
| | | | | | | AP21.209.007 | [3556] Co-Curriculum Activity Expenses | | | | |
| | | | | | | AP21.209.015 | [3564] Other Cultural Activities | | | | |
| | | | | | | | AP21.209 TOTAL | | 4,000 | 2,000 | 2,000 |
| | AR21 TOTAL | 3,58,150 | 3,43,620 | 1,30,298 | 1,80,164 | | AP21 TOTAL | 30,802 | 82,000 | 34,800 | 70,500 |
| | | | | | | AP22 | Administrative & General Expenses | | | | |
| | | | | | | AP22.201 | Administrative Expenses | | | | |
| | | | | | | AP22.201.001 | [3601] Advertisement And Publicity | | 2,000 | | |

| RECEIPTS | | | | | | EXPENDITURE | | | | | |
|----------|-------------|---|------------------------------------|---|------------------------------------|--------------|--|---|------------------------------------|---|------------------------------------|
| ALIAS | PARTICULARS | Unaudited Figures For Year 2016 - 2017 | Budget Estimates 2017 - 2018 | Revised Budget Estimates 2017 - 2018 | Budget Estimates 2018 - 2019 | ALIAS | PARTICULARS | Unaudited Figures For Year 2016 - 2017 | Budget Estimates 2017 - 2018 | Revised Budget Estimates 2017 - 2018 | Budget Estimates 2018 - 2019 |
| | | | | | | AP22.201.002 | [3602] Printing | | 4,000 | 1,000 | 5,000 |
| | | | | | | AP22.201.003 | [3603] Stationery | 5,610 | 5,000 | 5,540 | 6,000 |
| | | | | | | AP22.201.004 | [3604] Paper For Printing | | | 500 | 1,000 |
| | | | | | | AP22.201.005 | [3605] Xeroxing Charges | 1,720 | 5,000 | 1,550 | 2,000 |
| | | | | | | AP22.201.006 | [3606] Electricity And Power | | | | 500 |
| | | | | | | AP22.201.007 | [3607] Telephone And Internet Charges | | | | |
| | | | | | | AP22.201.008 | [3608] Postage , Telegram & Courier Charges | 530 | 1,000 | 500 | 1,000 |
| | | | | | | AP22.201.011 | [3611] Meeting Expenses | | | | |
| | | | | | | AP22.201.012 | [3612] Membership / Subscription Expenses | | | | 2,000 |
| | | | | | | AP22.201.013 | [3613] Contingency Expenses | | 2,000 | 1,000 | 2,000 |
| | | | | | | AP22.201.014 | [3614] News Paper, Periodicals (Magaziens & Journals) | | 1,000 | | 1,000 |
| | | | | | | AP22.201.016 | [3616] Sanitary Materials | 780 | 2,000 | 2,150 | 2,000 |
| | | | | | | AP22.201.022 | [3622] Bank Charges | 390 | 500 | | 500 |
| | | | | | | AP22.201.023 | [3623] Miscellaneous Expenses | 2,285 | 2,000 | | 1,000 |
| | | | | | | AP22.201.024 | [3624] Statutory Audit Charges | | 5,000 | 5,000 | 5,000 |
| | | | | | | AP22.201.025 | [3625] Internal Audit Charges | | | 3,000 | 3,000 |
| | | | | | | | AP22.201 TOTAL | 11,315 | 29,500 | 20,240 | 32,000 |
| | | | | | | AP22.202 | Travelling And Transportation Expenses | | | | |
| | | | | | | AP22.202.001 | [3645] Ta/Da Expenses Staff | 1,195 | 2,200 | 700 | 2,000 |
| | | | | | | AP22.202.002 | [3646] Ta/Da Expenses Meeting | | | | |
| | | | | | | AP22.202.003 | [3647] Vehicle Hire Charges | | | | |
| | | | | | | | AP22.202 TOTAL | 1,195 | 2,200 | 700 | 2,000 |
| | | | | | | AP22.203 | Insurance & Taxes | | | | |
| | | | | | | AP22.203.001 | [3655] Insurance | | 1,320 | 880 | 1,254 |
| | | | | | | | AP22.203 TOTAL | | 1,320 | 880 | 1,254 |
| | | | | | | AP22.204 | Outsource Services | | | | |
| | | | | | | AP22.204.005 | [3669] Scaning & Data Entry Work | | | | 500 |
| | | | | | | | AP22.204 TOTAL | | | | 500 |
| | | | | | | AP22.205 | Repairs And Maintenance | | | | |
| | | | | | | AP22.205.001 | [3675] Maintenance Of Office Equipments | 1,740 | 15,000 | | |
| | | | | | | AP22.205.002 | [3676] Maintenance Of Furniture & Fixture | 240 | | | |
| | | | | | | AP22.205.003 | [3677] Maintenance Of Electric Installation | | 4,000 | | 2,000 |
| | | | | | | AP22.205.004 | [3678] Maintenance Of Hardwares | | 2,000 | | 2,000 |
| | | | | | | AP22.205.010 | [3684] Antivirus Software | | 2,000 | | 2,000 |
| | | | | | | AP22.205.011 | [3685] Cleaning Material & Services | | | | |
| | | | | | | AP22.205.026 | [3700] Emergency & Unforeseen Repairs | | 1,000 | | 1,000 |
| | | | | | | | AP22.205 TOTAL | 1,980 | 24,000 | | 7,000 |
| | | | | | | AP22.206 | Other Expenses | | | | |

| RECEIPTS | | | | | | EXPENDITURE | | | | | |
|--------------|---|---|------------------------------------|---|------------------------------------|--------------|---|---|------------------------------------|---|------------------------------------|
| ALIAS | PARTICULARS | Unaudited Figures For Year 2016 - 2017 | Budget Estimates 2017 - 2018 | Revised Budget Estimates 2017 - 2018 | Budget Estimates 2018 - 2019 | ALIAS | PARTICULARS | Unaudited Figures For Year 2016 - 2017 | Budget Estimates 2017 - 2018 | Revised Budget Estimates 2017 - 2018 | Budget Estimates 2018 - 2019 |
| | | | | | | AP22.206.004 | [3713] Hospitality & Sumptuary Expenses | 12,318 | 5,000 | 6,280 | 3,000 |
| | | | | | | AP22.206.008 | [3717] Any Other Contingent Expenses | | | | |
| | | | | | | | AP22.206 TOTAL | 12,318 | 5,000 | 6,280 | 3,000 |
| | | | | | | | AP22 TOTAL | 26,808 | 62,020 | 28,100 | 45,754 |
| AR31 | Salary Grants | | | | | AP31 | Staff Payments & Benefits | | | | |
| AR31.201 | State Government- Salary Grants (Non Teaching /Teaching Staff Under Sps) | | | | | AP31.201 | Aided Salaries (Teaching Staff Approved Under Sps) | | | | |
| AR31.201.001 | [0485] Salary Grant | 61,60,040 | 49,68,832 | 50,51,157 | 64,50,750 | AP31.201.001 | [3750] Pay & Allowances | 44,07,714 | 45,24,664 | 47,68,398 | 60,49,576 |
| | | | | | | AP31.201.002 | [3751] Clock Hour Basis / Consolidated | | | 41,300 | 1,50,000 |
| | AR31.201 TOTAL | 61,60,040 | 49,68,832 | 50,51,157 | 64,50,750 | | AP31.201 TOTAL | 44,07,714 | 45,24,664 | 48,09,698 | 61,99,576 |
| | | | | | | AP31.202 | Aided Non Teaching | | | | |
| | | | | | | AP31.202.001 | [3760] Pay & Allowances | 15,106 | 4,44,168 | 2,41,459 | 2,51,174 |
| | | | | | | | AP31.202 TOTAL | 15,106 | 4,44,168 | 2,41,459 | 2,51,174 |
| AR31.203 | SALARY FROM UNIVRSITY FUND | | | | | AP31.204 | Unaided Salaries (Teaching Staff) | | | | |
| AR31.203.001 | [0510] Salary From University Fund | | | | | AP31.204.006 | [3785] Visiting Faculty Teaching | 19,800 | | | |
| | AR31.203 TOTAL | | | | | | AP31.204 TOTAL | 19,800 | | | |
| | | | | | | AP31.205 | Un Aided Non Teaching | | | | |
| | | | | | | AP31.205.008 | [3807] Temp. Non Teaching Staff | | | | |
| | AR31 TOTAL | 61,60,040 | 49,68,832 | 50,51,157 | 64,50,750 | | AP31.205 TOTAL | | | | |
| | | | | | | | AP31 TOTAL | 44,42,620 | 49,68,832 | 50,51,157 | 64,50,750 |
| AR32 | Other Income | | | | | AP32 | Expenditure From Endowment & Special Fund | | | | |
| | | | | | | AP32.201 | Corpus Fund | | | | |
| | | | | | | AP32.201.001 | [3830] Endowment Fund | | | | |
| | | | | | | | AP32.201 TOTAL | | | | |
| AR32.202 | Interest On Saving Accounts | | | | | | | | | | |
| AR32.202.001 | [0520] Interest On Saving Bank Account | 32,866 | 16,000 | 28,687 | 30,000 | | | | | | |
| | AR32.202 TOTAL | 32,866 | 16,000 | 28,687 | 30,000 | | | | | | |
| | AR32 TOTAL | 32,866 | 16,000 | 28,687 | 30,000 | | AP32 TOTAL | | | | |
| AR34 | Sale Of Publications | | | | | | | | | | |
| AR34.203 | Sale Of Prospectus & Admission Forms | | | | | | | | | | |
| AR34.203.001 | [0645] Sale Of Prospectus & Admission Forms | | | | | | | | | | |
| | AR34.203 TOTAL | | | | | | | | | | |

| RECEIPTS | | | | | | EXPENDITURE | | | | | |
|--------------|--|--|------------------------------|--------------------------------------|------------------------------|--------------|------------------------------|--|------------------------------|--------------------------------------|------------------------------|
| ALIAS | PARTICULARS | Unaudited Figures For Year 2016 - 2017 | Budget Estimates 2017 - 2018 | Revised Budget Estimates 2017 - 2018 | Budget Estimates 2018 - 2019 | ALIAS | PARTICULARS | Unaudited Figures For Year 2016 - 2017 | Budget Estimates 2017 - 2018 | Revised Budget Estimates 2017 - 2018 | Budget Estimates 2018 - 2019 |
| | AR34 TOTAL | | | | | | | | | | |
| AR36 | Transfer From Endowment & Special Fund (Revenue) | | | | | | | | | | |
| AR36.201 | Corpus Fund | | | | | | | | | | |
| AR36.201.001 | [0685] Transfer From Fund Account | | | | | | | | | | |
| | AR36.201 TOTAL | | | | | | | | | | |
| | AR36 TOTAL | | | | | | | | | | |
| | Sector A TOTAL | 65,57,331 | 53,35,952 | 52,15,642 | 66,65,914 | | Sector A TOTAL | 45,00,640 | 52,27,852 | 51,19,057 | 65,99,004 |
| Sector D | Deposits And Advances Budget | | | | | Sector D | Deposits And Advances Budget | | | | |
| DR01 | Students Related Deposits | | | | | DP01 | Students Related Deposits | | | | |
| DR01.301 | Library Deposit | | | | | DP01.301 | Library Deposit | | | | |
| DR01.301.001 | [2105] Receipts Of Deposit | 52,500 | 51,000 | 25,500 | 60,000 | DP01.301.001 | [5291] Refund Of Deposit | 52,500 | 51,000 | 25,500 | 60,000 |
| | DR01.301 TOTAL | 52,500 | 51,000 | 25,500 | 60,000 | | DP01.301 TOTAL | 52,500 | 51,000 | 25,500 | 60,000 |
| DR01.306 | Caution Maoney Deposit | | | | | DP01.306 | Caution Maoney Deposit | | | | |
| DR01.306.001 | [2171] Caution Money Deposit(refund) | 3,100 | 3,400 | 2,900 | 4,000 | DP01.306.001 | [5320] Refund Of Deposit | 3,100 | 3,400 | 2,900 | 4,000 |
| | DR01.306 TOTAL | 3,100 | 3,400 | 2,900 | 4,000 | | DP01.306 TOTAL | 3,100 | 3,400 | 2,900 | 4,000 |
| | DR01 TOTAL | 55,600 | 54,400 | 28,400 | 64,000 | | DP01 TOTAL | 55,600 | 54,400 | 28,400 | 64,000 |
| | Sector D TOTAL | 55,600 | 54,400 | 28,400 | 64,000 | | Sector D TOTAL | 55,600 | 54,400 | 28,400 | 64,000 |
| | 0380 Aided Total | 66,12,931 | 53,90,352 | 52,44,042 | 67,29,914 | | 0380 Aided Total | 45,56,240 | 52,82,252 | 51,47,457 | 66,63,004 |



0381 - Department Of Political Science, Churchgate, Mumbai (Aided)

(Old Aided Code : 0409)

| RECEIPTS | | | | | | EXPENDITURE | | | | | |
|--------------|---|---|------------------------------------|---|------------------------------------|--------------|--|---|------------------------------------|---|------------------------------------|
| ALIAS | PARTICULARS | Unaudited Figures For Year 2016 - 2017 | Budget Estimates 2017 - 2018 | Revised Budget Estimates 2017 - 2018 | Budget Estimates 2018 - 2019 | ALIAS | PARTICULARS | Unaudited Figures For Year 2016 - 2017 | Budget Estimates 2017 - 2018 | Revised Budget Estimates 2017 - 2018 | Budget Estimates 2018 - 2019 |
| Sector A | Capital And Revenue Receipt / Expenditure Budget | | | | | Sector A | Capital And Revenue Receipt / Expenditure Budget | | | | |
| | | | | | | AP03 | Furniture & Fixtures | | | | |
| | | | | | | AP03.101 | Purchase Of Furniture & Fixtures | | | | |
| | | | | | | AP03.101.001 | [3065] Purchase Of Furniture | | | | 30,000 |
| | | | | | | | AP03.101 TOTAL | | | | 30,000 |
| | | | | | | | AP03 TOTAL | | | | 30,000 |
| AR10 | Other Development Receipts | | | | | | | | | | |
| AR10.101 | Development Fees | | | | | | | | | | |
| AR10.101.001 | [0111] Development Fees From Student - Institute Share | 5,000 | 7,000 | 5,600 | 7,500 | | | | | | |
| | [0112] Development Fees From Student- University Share | | | | | | | | | | |
| | [0113] Development Fee | 5,000 | 7,000 | 5,600 | 7,500 | | | | | | |
| | AR10.101 TOTAL | 5,000 | 7,000 | 5,600 | 7,500 | | | | | | |
| | AR10 TOTAL | 5,000 | 7,000 | 5,600 | 7,500 | | | | | | |
| AR21 | Fees From Students & Colleges | | | | | AP21 | Academic & Activity Expenses | | | | |
| AR21.201 | Academic Receipts - University | | | | | AP21.201 | Academic Expenses | | | | |
| AR21.201.025 | [0208] Alumni Fees Net | | | | | AP21.201.004 | [3328] Student Welfare Expenses/ Student Council Expenses | | | | 2,000 |
| | [6370] Alumni Fee - Gross | 700 | 1,000 | 1,000 | 1,200 | AP21.201.011 | [3335] Prospectus Expenses | | 3,000 | | 3,000 |
| | [6371] Less : 100 % Transfer To University | 700 | 1,000 | 1,000 | 1,200 | AP21.201.012 | [3336] Forms Expenses | | | | |
| AR21.201.027 | [0210] Centenary Fees Net | | | | | AP21.201.014 | [3338] Diary Expenses | | | | |
| | [6372] Centenary Fees - Gross | | | | | | | | | | |
| | [6373] Less :100 % Transfer To Univaersity | | | | | | | | | | |
| AR21.201.029 | [0212] Calandar Fee Net | 600 | 900 | | | | | | | | |
| | [6376] Calender Fees -Gross | 600 | 900 | | | | | | | | |
| | [6377] Less 100% Transfer To University | | | | | | | | | | |
| | AR21.201 TOTAL | 600 | 900 | | | | AP21.201 TOTAL | | 3,000 | | 5,000 |
| AR21.202 | Academic Receipts -Institution | | | | | AP21.202 | Activity Expenses | | | | |
| AR21.202.001 | [0220] Admission Fee | 3,450 | 6,900 | 4,140 | 6,900 | AP21.202.001 | [3355] Gymkhana Expenses | 3,780 | 5,000 | 2,000 | 3,000 |
| AR21.202.002 | [0221] Tution Fee | 15,000 | 30,000 | 18,000 | 30,000 | AP21.202.002 | [3356] Training Programme For Staff | | | | |
| AR21.202.003 | [0222] Computer Training Fee | 6,000 | 9,000 | 6,600 | 9,000 | AP21.202.003 | [3357] Computer Training Expenses | 2,000 | 2,000 | 2,000 | 2,000 |
| AR21.202.004 | [0223] Identity Card Fee | 700 | 1,050 | 770 | 1,050 | AP21.202.007 | [3361] Arts & Painting Expenses | | | | |
| | [0224] Diary Fee - Gross | 950 | 1,500 | | | AP21.202.008 | [3362] Music Lab.Expenses | | | | |

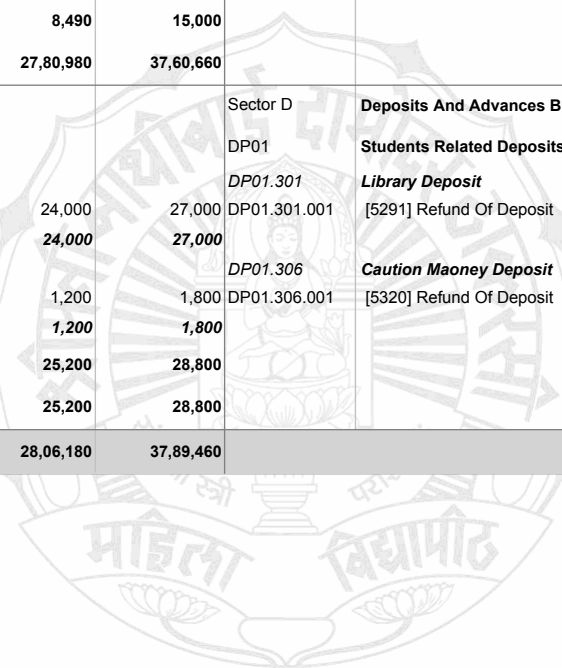
| RECEIPTS | | | | | | EXPENDITURE | | | | | |
|--------------|--|--|------------------------------|--------------------------------------|------------------------------|--------------|--------------------------------------|--|------------------------------|--------------------------------------|------------------------------|
| ALIAS | PARTICULARS | Unaudited Figures For Year 2016 - 2017 | Budget Estimates 2017 - 2018 | Revised Budget Estimates 2017 - 2018 | Budget Estimates 2018 - 2019 | ALIAS | PARTICULARS | Unaudited Figures For Year 2016 - 2017 | Budget Estimates 2017 - 2018 | Revised Budget Estimates 2017 - 2018 | Budget Estimates 2018 - 2019 |
| AR21.202.005 | [0225] Diary Fee - Less : 100% Transfer To University | | | | | AP21.202.011 | [3365] Educational Tour Expenses | 2,000 | 2,000 | 2,000 | 2,000 |
| | [0226] Diary Fee - Net | 950 | 1,500 | | | AP21.202.012 | [3366] Field Visit Expenses | 180 | 2,000 | 2,000 | 2,000 |
| AR21.202.006 | [0227] E-Suvidha Fee - Gross | 1,050 | 1,500 | 1,100 | 1,500 | AP21.202.013 | [3367] Phd Expenses | 4,120 | 5,000 | 5,000 | 5,000 |
| | [0228] E-Suvidha - Less : 100% Transfer To University | 1,050 | 1,500 | 1,100 | 1,500 | AP21.202.014 | [3368] M.Phil Expenses | | | | |
| | [0229] E-Suvidha - Net | | | | | AP21.202.015 | [3369] E-Suvidha Expenses | | | | |
| | [0230] Students Welfare Fee - Gross | 1,580 | 3,000 | 1,650 | 2,250 | AP21.202.016 | [3370] Enrichment Activity Expenses | 1,000 | 4,000 | 2,000 | 4,000 |
| AR21.202.007 | [0231] Students Welfare Fee -Less : Transfer To University | 1,580 | 3,000 | 1,650 | 2,250 | AP21.202.020 | [3374] Internship Expenses | 2,980 | 2,000 | 3,200 | 6,000 |
| | [0232] Students Welfare Fee - Net | | | | | AP21.202.022 | [3376] Instruction Material Expenses | 260 | 1,000 | 1,000 | 1,000 |
| | [0233] Medical Fee - Gross | 700 | 1,050 | 770 | 1,050 | AP21.202.032 | [3386] Exhibition Expenses | 500 | | | |
| AR21.202.008 | [0234] Medical Fee-Less : Transfer To University | 700 | | | | AP21.202.039 | [3392] Naac Expenses | | | | |
| | [0235] Medical Fee - Net | | 1,050 | 770 | 1,050 | | | | | | |
| | [0236] Sports Fee - Gross | 2,100 | 3,000 | 2,200 | 3,000 | | | | | | |
| AR21.202.009 | [0237] Sports Fee -Less : Transfer To University | 2,100 | 3,000 | 2,200 | 3,000 | | | | | | |
| | [0238] Sports Fee - Net | | | | | | | | | | |
| | [0239] Disaster Management Fee - Gross | 210 | 300 | 220 | 300 | | | | | | |
| AR21.202.010 | [0240] Disaster Management Fee -Less : 100% Transfer To University | 210 | 300 | 220 | 300 | | | | | | |
| | [0241] Disaster Management Fee - Net | | | | | | | | | | |
| | [0242] Ashwamedh/ Avishkar/ Indradhanushya Fee - Gross | 630 | 900 | 660 | 900 | | | | | | |
| AR21.202.011 | [0243] Ashwamedh/ Avishkar/ Indradhanushya Fee -Less : 100% Transfer To University | 630 | 900 | 660 | 900 | | | | | | |
| | [0244] Ashwamedh/ Avishkar/ Indradhanushya Fee - Net | | | | | | | | | | |
| | [0245] Eligibility Fee -Gross | 3,500 | 4,240 | 4,240 | 4,770 | | | | | | |
| AR21.202.012 | [0246] Eligibility Fee -Less : 100% Transfer To University | 3,500 | 4,240 | 4,240 | 4,770 | | | | | | |
| | [0247] Eligibility Fee -Net | | | | | | | | | | |
| AR21.202.013 | [0248] Enrolment Fee - Gross | 3,500 | 4,240 | 2,920 | 4,770 | | | | | | |
| | [0249] Enrolment Fee - Less : 100% Transfer To University | 3,500 | 4,240 | 3,000 | 4,770 | | | | | | |
| AR21.202.014 | [0250] Enrolment Fee - Net | | | | | | | | | | |
| | [0251] Examinations - Gross | 48,800 | 48,000 | 35,200 | 48,000 | | | | | | |
| | [0252] Examinations -Less :Transfer To University | 48,800 | 48,000 | 35,200 | 48,000 | | | | | | |
| | [0253] Examinations Fee- Net | | | | | | | | | | |
| | [6304] Convocation Fee - Gross | 900 | 3,150 | 4,500 | 5,400 | | | | | | |

| RECEIPTS | | | | | | EXPENDITURE | | | | | |
|--------------|--|--|------------------------------|--------------------------------------|------------------------------|--------------|--|--|------------------------------|--------------------------------------|------------------------------|
| ALIAS | PARTICULARS | Unaudited Figures For Year 2016 - 2017 | Budget Estimates 2017 - 2018 | Revised Budget Estimates 2017 - 2018 | Budget Estimates 2018 - 2019 | ALIAS | PARTICULARS | Unaudited Figures For Year 2016 - 2017 | Budget Estimates 2017 - 2018 | Revised Budget Estimates 2017 - 2018 | Budget Estimates 2018 - 2019 |
| AR21.202.017 | [6305] Convocation Fee -Less : 100% Transfer To University | 900 | 3,150 | 4,500 | 5,400 | | | | | | |
| | [6306] Convocation Fee - Net | | | | | | | | | | |
| | [6307] Library Fee - Gross | 21,000 | 30,000 | 20,000 | 30,000 | | | | | | |
| AR21.202.018 | [6308] Library Fee -Less : 100% Transfer To University Library | 21,000 | 30,000 | 22,000 | 30,000 | | | | | | |
| | [6309] Library Fee - Net | | | | | | | | | | |
| | [6318] Passing Certificate Fee - Gross | 300 | 1,050 | 1,500 | 1,800 | | | | | | |
| | [6319] Passing Certificate Fee -Less : 100% Transfer To University | 300 | 1,050 | 1,500 | 1,800 | | | | | | |
| AR21.202.023 | [6320] Passing Certificate Fee | | | | | | | | | | |
| | [6327] Association Fee - Gross | 1,050 | 1,500 | 1,100 | 1,500 | | | | | | |
| | [6328] Association Fee -Less : 100% Transfer To Univ | 1,050 | 1,500 | 1,100 | 1,500 | | | | | | |
| AR21.202.026 | [6329] Association Fee - Net | | | | | | | | | | |
| | AR21.202 TOTAL | 26,100 | 49,500 | 30,280 | 48,000 | | AP21.202 TOTAL | 16,820 | 23,000 | 19,200 | 25,000 |
| AR21.203 | Activity Fees | | | | | AR21.203 | Examination Expenses | | | | |
| AR21.203.001 | [0260] Gymkhana Fee | 7,000 | 15,000 | 9,000 | 15,000 | AR21.203.001 | [3470] Printing | | 500 | | |
| AR21.203.004 | [0263] Internship Fee | 3,500 | 7,000 | 5,000 | 6,000 | AR21.203.002 | [3471] Stationery | | | | |
| AR21.203.007 | [0266] Ph. D. Fee | 55,400 | 60,000 | 31,050 | 40,000 | AR21.203.003 | [3472] Printing Of Answer Books | | | | |
| AR21.203.009 | [0268] Dissertation Fee | | | 2,500 | 3,000 | AR21.203.004 | [3473] Printing Of Question Papers | | 1,000 | | |
| AR21.203.023 | [0282] Department Activity Fee | | | 1,000 | 6,000 | AR21.203.005 | [3474] Ph.D Remuneration Expenses | | 5,000 | | |
| AR21.203.043 | [0302] University Insurance Fees | 470 | 600 | | | AR21.203.006 | [3475] Examination Remuneration | 700 | 3,000 | | |
| AR21.203.055 | [0314] Computer Lab Fees | | | 10,800 | 15,000 | AR21.203.008 | [3477] Convocation Expenses | | | | |
| AR21.203.096 | [0355] Insurance Fees | | | 580 | 660 | AR21.203.009 | [3478] Dissertation Expenses | 500 | 3,000 | 2,500 | 3,000 |
| | | | | | | AR21.203.010 | [3479] Post & Courier Charges | | 1,000 | | |
| | | | | | | AR21.203.011 | [3480] Travelling Expenses For Exam. | 500 | 500 | | |
| | | | | | | AR21.203.012 | [3481] Admission Test Expenses | | | | |
| | | | | | | AR21.203.013 | [3482] Paper Setting | | | | |
| | | | | | | AR21.203.014 | [3483] Evaluation | | | | |
| | | | | | | AR21.203.017 | [3486] Centre Expenses | | | | |
| | | | | | | AR21.203.018 | [3487] Other Contingent Expenses | | 500 | | |
| | AR21.203 TOTAL | 66,370 | 82,600 | 59,930 | 85,660 | | AP21.203 TOTAL | 1,700 | 14,500 | 2,500 | 3,000 |
| | | | | | | AR21.205 | Scholarships, Fellowships & Incidental Expenses | | | | |
| | | | | | | AR21.205.001 | [3505] Scholarship & Fellowships | | | | |
| | | | | | | | AP21.205 TOTAL | | | | |
| AR21.207 | Other Fee | | | | | | | | | | |
| AR21.207.001 | [0411] Aptitude Fee | | | | | | | | | | |
| AR21.207.002 | [0412] Fine/ Miscellaneous Fee | 2,850 | 4,500 | 3,300 | 4,500 | | | | | | |

| RECEIPTS | | | | | | EXPENDITURE | | | | | |
|--------------|-----------------------------------|---|------------------------------------|---|------------------------------------|--------------|---|---|------------------------------------|---|------------------------------------|
| ALIAS | PARTICULARS | Unaudited Figures For Year 2016 - 2017 | Budget Estimates 2017 - 2018 | Revised Budget Estimates 2017 - 2018 | Budget Estimates 2018 - 2019 | ALIAS | PARTICULARS | Unaudited Figures For Year 2016 - 2017 | Budget Estimates 2017 - 2018 | Revised Budget Estimates 2017 - 2018 | Budget Estimates 2018 - 2019 |
| AR21.207.009 | [0419] Transcript Charge (Income) | | | | | | | | | | |
| | AR21.207 TOTAL | 2,850 | 4,500 | 3,300 | 4,500 | | | | | | |
| | | | | | | AP21.209 | Students' Welfare , Sports & Cultural Activivties Expenses | | | | |
| | | | | | | AP21.209.013 | [3562] Workshops & Seminars Expenses | | 5,000 | | |
| | | | | | | | AP21.209 TOTAL | | 5,000 | | |
| | AR21 TOTAL | 95,920 | 1,37,500 | 93,510 | 1,38,160 | | AP21 TOTAL | 18,520 | 45,500 | 21,700 | 33,000 |
| | | | | | | AP22 | Administrative & General Expenses | | | | |
| | | | | | | AP22.201 | Administrative Expenses | | | | |
| | | | | | | AP22.201.001 | [3601] Advertisement And Publicity | 550 | 5,000 | | 5,000 |
| | | | | | | AP22.201.002 | [3602] Printing | 500 | 1,000 | | 1,000 |
| | | | | | | AP22.201.003 | [3603] Stationery | 2,390 | 2,000 | 2,100 | 4,000 |
| | | | | | | AP22.201.004 | [3604] Paper For Printing | | 1,000 | | 1,000 |
| | | | | | | AP22.201.005 | [3605] Xeroxing Charges | 750 | 2,000 | 1,400 | 2,000 |
| | | | | | | AP22.201.006 | [3606] Electricity And Power | | 5,000 | 5,000 | 5,000 |
| | | | | | | AP22.201.007 | [3607] Telephone And Internet Charges | | 5,000 | 5,000 | 5,000 |
| | | | | | | AP22.201.008 | [3608] Postage , Telegram & Courier Charges | 180 | 2,000 | 570 | 1,000 |
| | | | | | | AP22.201.010 | [3610] Professional Charges | | 5,000 | | |
| | | | | | | AP22.201.011 | [3611] Meeting Expenses | | | | |
| | | | | | | AP22.201.013 | [3613] Contingency Expenses | 750 | 2,000 | 1,500 | 2,000 |
| | | | | | | AP22.201.014 | [3614] News Paper, Periodicals (Magaziens & Journals) | | | | |
| | | | | | | AP22.201.015 | [3615] Uniform To Peons | | | | |
| | | | | | | AP22.201.016 | [3616] Sanitary Materials | 790 | 1,000 | | 1,000 |
| | | | | | | AP22.201.018 | [3618] Staff Welfare Expenses | 500 | 500 | | 500 |
| | | | | | | AP22.201.021 | [3621] Pest Control | 2,300 | 3,500 | | |
| | | | | | | AP22.201.022 | [3622] Bank Charges | 820 | 1,000 | 640 | 1,000 |
| | | | | | | AP22.201.023 | [3623] Miscellaneous Expenses | 560 | 1,000 | 1,000 | 1,000 |
| | | | | | | AP22.201.024 | [3624] Statutory Audit Charges | | 10,000 | 10,000 | 10,000 |
| | | | | | | AP22.201.025 | [3625] Internal Audit Charges | | 8,000 | 8,000 | 8,000 |
| | | | | | | AP22.201.028 | [3628] Outsourcing Account Work | 5,000 | | | 5,000 |
| | | | | | | AP22.201.029 | [3629] Seminar & Workshop Expenses | | | 2,500 | 5,000 |
| | | | | | | | AP22.201 TOTAL | 15,090 | 55,000 | 37,710 | 57,500 |
| | | | | | | AP22.202 | Travelling And Transportation Expenses | | | | |
| | | | | | | AP22.202.001 | [3645] Ta/Da Expenses Staff | 490 | 1,000 | 1,590 | 2,000 |
| | | | | | | | AP22.202 TOTAL | 490 | 1,000 | 1,590 | 2,000 |
| | | | | | | AP22.203 | Insurance & Taxes | | | | |
| | | | | | | AP22.203.001 | [3655] Insurance | 470 | 1,000 | 520 | 600 |

| RECEIPTS | | | | | | EXPENDITURE | | | | | |
|--------------|---|---|------------------------------------|---|------------------------------------|--------------|---|---|------------------------------------|---|------------------------------------|
| ALIAS | PARTICULARS | Unaudited Figures For Year 2016 - 2017 | Budget Estimates 2017 - 2018 | Revised Budget Estimates 2017 - 2018 | Budget Estimates 2018 - 2019 | ALIAS | PARTICULARS | Unaudited Figures For Year 2016 - 2017 | Budget Estimates 2017 - 2018 | Revised Budget Estimates 2017 - 2018 | Budget Estimates 2018 - 2019 |
| | | | | | | | AP22.203 TOTAL | 470 | 1,000 | 520 | 600 |
| | | | | | | AP22.204 | Outsource Services | | | | |
| | | | | | | AP22.204.001 | [3665] House Keeping Services | | 5,000 | | 5,000 |
| | | | | | | | AP22.204 TOTAL | | 5,000 | | 5,000 |
| | | | | | | AP22.205 | Repairs And Maintenance | | | | |
| | | | | | | AP22.205.001 | [3675] Maintenance Of Office Equipments | 900 | 1,000 | | |
| | | | | | | AP22.205.002 | [3676] Maintenance Of Furniture & Fixture | | 1,000 | | 1,000 |
| | | | | | | AP22.205.003 | [3677] Maintenance Of Electric Installation | | 500 | | 500 |
| | | | | | | AP22.205.004 | [3678] Maintenance Of Hardwares | | 8,000 | | 5,000 |
| | | | | | | AP22.205.007 | [3681] Maintenance Of Telephone | | 500 | | 500 |
| | | | | | | AP22.205.010 | [3684] Antivirus Software | | 2,000 | | |
| | | | | | | AP22.205.011 | [3685] Cleaning Material & Services | | | | |
| | | | | | | AP22.205.012 | [3686] Maintenance Of Building | | | | 3,500 |
| | | | | | | AP22.205.026 | [3700] Emergency & Unforeseen Repairs | | 1,000 | | |
| | | | | | | AP22.205.030 | [3704] Maintenance Of Computer | | 5,000 | | 3,000 |
| | | | | | | | AP22.205 TOTAL | 900 | 19,000 | | 13,500 |
| | | | | | | AP22.206 | Other Expenses | | | | |
| | | | | | | AP22.206.004 | [3713] Hospitality & Sumptuary Expenses | 270 | 1,000 | 1,700 | 2,000 |
| | | | | | | | AP22.206 TOTAL | 270 | 1,000 | 1,700 | 2,000 |
| | | | | | | AP22.207 | Contribution To Reserve Funds | | | | |
| | | | | | | AP22.207.001 | [3730] Corpus Fund | | | | |
| | | | | | | AP22.207.002 | [3731] Genral Reserve Fund | | | | |
| | | | | | | AP22.207.003 | [3732] Centennial Fund | | | | |
| | | | | | | | AP22.207 TOTAL | | | | |
| | | | | | | | AP22 TOTAL | 17,220 | 82,000 | 41,520 | 80,600 |
| AR31 | Salary Grants | | | | | AP31 | Staff Payments & Benefits | | | | |
| AR31.201 | State Government- Salary Grants (Non Teaching /Teaching Staff Under Sps) | | | | | AP31.201 | Aided Salaries (Teaching Staff Approved Under Sps) | | | | |
| AR31.201.001 | [0485] Salary Grant | 27,37,475 | 31,20,000 | 25,55,346 | 33,00,000 | AP31.201.001 | [3750] Pay & Allowances | 27,72,013 | 30,00,000 | 26,73,380 | 36,00,000 |
| AR31.201.002 | [0486] Arrears Of Salary Grants | 66,668 | | 1,18,034 | 3,00,000 | AP31.201.002 | [3751] Clock Hour Basis / Consolidated | 32,400 | 1,20,000 | | |
| | | | | | | AP31.201.003 | [3752] Vacant Posts | | | | |
| | AR31.201 TOTAL | 28,04,143 | 31,20,000 | 26,73,380 | 36,00,000 | | AP31.201 TOTAL | 28,04,413 | 31,20,000 | 26,73,380 | 36,00,000 |
| | | | | | | AP31.202 | Aided Non Teaching | | | | |
| | | | | | | AP31.202.001 | [3760] Pay & Allowances | | | | |
| | | | | | | AP31.202.008 | [3767] Temporary Non Teaching Staff | | | | |
| | | | | | | | AP31.202 TOTAL | | | | |
| AR31.203 | SALARY FROM UNIVRSITY FUND | | | | | | | | | | |
| AR31.203.001 | [0510] Salary From University Fund | 7,500 | | | | | | | | | |

| RECEIPTS | | | | | | EXPENDITURE | | | | | |
|--------------|--|---|------------------------------------|---|------------------------------------|--------------|-------------------------------------|---|------------------------------------|---|------------------------------------|
| ALIAS | PARTICULARS | Unaudited Figures For Year 2016 - 2017 | Budget Estimates 2017 - 2018 | Revised Budget Estimates 2017 - 2018 | Budget Estimates 2018 - 2019 | ALIAS | PARTICULARS | Unaudited Figures For Year 2016 - 2017 | Budget Estimates 2017 - 2018 | Revised Budget Estimates 2017 - 2018 | Budget Estimates 2018 - 2019 |
| | AR31.203 TOTAL | 7,500 | | | | AP31.205 | Un Aided Non Teaching | | | | |
| | | | | | | AP31.205.008 | [3807] Temp. Non Teaching Staff | 7,500 | | | |
| | AR31 TOTAL | 28,11,643 | 31,20,000 | 26,73,380 | 36,00,000 | | AP31.205 TOTAL | 7,500 | | | |
| | | | | | | | AP31 TOTAL | 28,11,913 | 31,20,000 | 26,73,380 | 36,00,000 |
| AR32 | Other Income | | | | | | | | | | |
| AR32.202 | Interest On Saving Accounts | | | | | | | | | | |
| AR32.202.001 | [0520] Interest On Saving Bank Account | 12,910 | 15,000 | 8,490 | 15,000 | | | | | | |
| | AR32.202 TOTAL | 12,910 | 15,000 | 8,490 | 15,000 | | | | | | |
| | AR32 TOTAL | 12,910 | 15,000 | 8,490 | 15,000 | | | | | | |
| | Sector A TOTAL | 29,25,473 | 32,79,500 | 27,80,980 | 37,60,660 | | Sector A TOTAL | 28,47,653 | 32,47,500 | 27,36,600 | 37,43,600 |
| Sector D | Deposits And Advances Budget | | | | | Sector D | Deposits And Advances Budget | | | | |
| DR01 | Students Related Deposits | | | | | DP01 | Students Related Deposits | | | | |
| DR01.301 | Library Deposit | | | | | DP01.301 | Library Deposit | | | | |
| DR01.301.001 | [2105] Receipts Of Deposit | 21,000 | 22,500 | 24,000 | 27,000 | DP01.301.001 | [5291] Refund Of Deposit | 21,000 | 22,500 | 24,000 | 27,000 |
| | DR01.301 TOTAL | 21,000 | 22,500 | 24,000 | 27,000 | | DP01.301 TOTAL | 21,000 | 22,500 | 24,000 | 27,000 |
| DR01.306 | Caution Maoney Deposit | | | | | DP01.306 | Caution Maoney Deposit | | | | |
| DR01.306.001 | [2171] Caution Money Deposit(refund) | 1,300 | 1,500 | 1,200 | 1,800 | DP01.306.001 | [5320] Refund Of Deposit | 1,300 | 1,500 | 1,200 | 1,800 |
| | DR01.306 TOTAL | 1,300 | 1,500 | 1,200 | 1,800 | | DP01.306 TOTAL | 1,300 | 1,500 | 1,200 | 1,800 |
| | DR01 TOTAL | 22,300 | 24,000 | 25,200 | 28,800 | | DP01 TOTAL | 22,300 | 24,000 | 25,200 | 28,800 |
| | Sector D TOTAL | 22,300 | 24,000 | 25,200 | 28,800 | | Sector D TOTAL | 22,300 | 24,000 | 25,200 | 28,800 |
| | 0381 Aided Total | 29,47,773 | 33,03,500 | 28,06,180 | 37,89,460 | | 0381 Aided Total | 28,69,953 | 32,71,500 | 27,61,800 | 37,72,400 |



Mumbai Churchgate Campus
0382 - Department Of Psychology, Churchgate, Mumbai (Aided)
 (Old Aided Code : 0410)

| RECEIPTS | | | | | | EXPENDITURE | | | | | |
|--------------|---|--|------------------------------|--------------------------------------|------------------------------|--------------|---|--|------------------------------|--------------------------------------|------------------------------|
| ALIAS | PARTICULARS | Unaudited Figures For Year 2016 - 2017 | Budget Estimates 2017 - 2018 | Revised Budget Estimates 2017 - 2018 | Budget Estimates 2018 - 2019 | ALIAS | PARTICULARS | Unaudited Figures For Year 2016 - 2017 | Budget Estimates 2017 - 2018 | Revised Budget Estimates 2017 - 2018 | Budget Estimates 2018 - 2019 |
| Sector A | Capital And Revenue Receipt / Expenditure Budget | | | | | Sector A | Capital And Revenue Receipt / Expenditure Budget | | | | |
| | | | | | | AP04 | Equipments | | | | |
| | | | | | | AP04.101 | Purchase Of Equipments | | | | |
| | | | | | | AP04.101.003 | [3087] Purchase Of Equipment | | 50,000 | | |
| | | | | | | | AP04.101 TOTAL | | 50,000 | | |
| | | | | | | | AP04 TOTAL | | 50,000 | | |
| | | | | | | AP09 | Hardware & Peripherals | | | | |
| | | | | | | AP09.101 | Development Exp. | | | | |
| | | | | | | AP09.101.001 | [3200] Purchase Of Computer | | | | 40,000 |
| | | | | | | AP09.101.002 | [3201] Purchase Of Hardware | | 20,000 | | |
| | | | | | | AP09.101.003 | [3202] Purchase Of Laptop | | | | 1,00,000 |
| | | | | | | | AP09.101 TOTAL | | 20,000 | | 1,40,000 |
| | | | | | | | AP09 TOTAL | | 20,000 | | 1,40,000 |
| AR10 | Other Development Receipts | | | | | | | | | | |
| AR10.101 | Development Fees | | | | | | | | | | |
| AR10.101.001 | [0111] Development Fees From Student - Institute Share | 19,150 | 22,500 | 23,500 | 24,000 | | | | | | |
| | [0112] Development Fees From Student-University Share | | | | | | | | | | |
| | [0113] Development Fee | 19,150 | 22,500 | 24,250 | 24,000 | | | | | | |
| | AR10.101 TOTAL | 19,150 | 22,500 | 23,500 | 24,000 | | | | | | |
| | AR10 TOTAL | 19,150 | 22,500 | 23,500 | 24,000 | | | | | | |
| AR21 | Fees From Students & Colleges | | | | | AP21 | Academic & Activity Expenses | | | | |
| AR21.201 | Academic Receipts - University | | | | | AP21.201 | Academic Expenses | | | | |
| AR21.201.025 | [0208] Alumni Fees Net | | | | | AP21.201.005 | [3329] Laboratory Expenses | | 75,000 | | |
| | [6370] Alumni Fee - Gross | 3,200 | 4,800 | 4,200 | 4,600 | | | | | | |
| | [6371] Less : 100 % Transfer To University | 3,200 | 4,800 | 4,200 | 4,600 | | | | | | |
| AR21.201.027 | [0210] Centenary Fees Net | | | | | | | | | | |
| | [6372] Centenary Fees - Gross | | | | | | | | | | |
| | [6373] Less :100 % Transfer To Univaersity | | | | | | | | | | |
| AR21.201.029 | [0212] Calandar Fee Net | 2,360 | 2,700 | | | | | | | | |
| | [6376] Calender Fees -Gross | 2,360 | 2,700 | | | | | | | | |
| | [6377] Less 100% Transfer To University | | | | | | | | | | |

| RECEIPTS | | | | | | EXPENDITURE | | | | | |
|--------------|--|---|------------------------------------|---|------------------------------------|--------------|-------------------------------------|---|------------------------------------|---|------------------------------------|
| ALIAS | PARTICULARS | Unaudited Figures For Year 2016 - 2017 | Budget Estimates 2017 - 2018 | Revised Budget Estimates 2017 - 2018 | Budget Estimates 2018 - 2019 | ALIAS | PARTICULARS | Unaudited Figures For Year 2016 - 2017 | Budget Estimates 2017 - 2018 | Revised Budget Estimates 2017 - 2018 | Budget Estimates 2018 - 2019 |
| | AR21.201 TOTAL | 2,360 | 2,700 | | | | AP21.201 TOTAL | | 75,000 | | |
| AR21.202 | Academic Receipts -Institution | | | | | AP21.202 | Activity Expenses | | | | |
| AR21.202.001 | [0220] Admission Fee | 16,350 | 20,700 | 21,670 | 22,080 | AP21.202.001 | [3355] Gymkhana Expenses | 3,500 | 30,000 | 15,000 | 30,000 |
| AR21.202.002 | [0221] Tution Fee | 47,200 | 90,000 | 1,45,000 | 96,000 | AP21.202.002 | [3356] Training Programme For Staff | | 10,000 | | |
| AR21.202.003 | [0222] Computer Training Fee | 23,520 | 27,000 | 27,000 | 28,800 | AP21.202.003 | [3357] Computer Training Expenses | | 10,000 | | |
| AR21.202.004 | [0223] Identity Card Fee | 2,750 | 3,150 | 3,150 | 3,360 | AP21.202.004 | [3358] International Collaborations | | 5,000 | 5,000 | 25,000 |
| | [0224] Diary Fee - Gross | 3,920 | 4,500 | | | AP21.202.009 | [3363] Psychology Lab Expenses | 2,800 | 5,000 | 25,400 | 1,50,000 |
| | [0225] Diary Fee - Less : 100% Transfer To University | | | | | AP21.202.011 | [3365] Educational Tour Expenses | | 10,000 | 10,000 | 10,000 |
| AR21.202.005 | [0226] Diary Fee - Net | 3,920 | 4,500 | | | AP21.202.012 | [3366] Field Visit Expenses | | 10,000 | 10,000 | 50,000 |
| | [0227] E-Suvidha Fee - Gross | 4,050 | 4,500 | 4,500 | 4,800 | AP21.202.013 | [3367] Phd Expenses | 2,000 | 10,000 | 10,000 | 10,000 |
| | [0228] E-Suvidha - Less : 100% Transfer To University | 4,050 | 4,500 | 4,500 | 4,800 | AP21.202.018 | [3372] Transcript Charge Expenses | | 5,000 | 500 | 2,000 |
| AR21.202.006 | [0229] E-Suvidha - Net | | | | | AP21.202.023 | [3377] Dissertation Expenses | | | 10,500 | 11,500 |
| | [0230] Students Welfare Fee - Gross | 6,080 | 6,750 | 6,750 | 7,200 | AP21.202.024 | [3378] Project Work Expenses | | 10,000 | | |
| | [0231] Students Welfare Fee -Less : Transfer To University | 6,080 | 6,750 | 6,750 | 7,200 | AP21.202.030 | [3384] Binding Charges | | 5,000 | | |
| AR21.202.007 | [0232] Students Welfare Fee - Net | | | | | AP21.202.033 | [3387] Entertainment Expenses | | 8,000 | | 13,000 |
| | [0233] Medical Fee - Gross | 2,840 | 3,150 | 3,150 | 3,360 | AP21.202.038 | [3391] Guest Lecture | 2,400 | 10,000 | 10,000 | 25,000 |
| | [0234] Medical Fee-Less : Transfer To University | 2,840 | 3,150 | | | AP21.202.039 | [3392] Naac Expenses | | | | |
| AR21.202.008 | [0235] Medical Fee - Net | | | 3,150 | 3,360 | AP21.202.079 | [3432] Student Activity Expenses | | | 75,000 | 75,000 |
| | [0236] Sports Fee - Gross | 8,100 | 9,000 | 9,000 | 9,600 | | | | | | |
| | [0237] Sports Fee -Less : Transfer To University | 8,100 | 9,000 | 9,000 | 9,600 | | | | | | |
| AR21.202.009 | [0238] Sports Fee - Net | | | | | | | | | | |
| | [0239] Disaster Management Fee - Gross | 810 | 900 | 900 | 960 | | | | | | |
| | [0240] Disaster Management Fee -Less : 100% Transfer To University | 810 | 900 | 900 | 960 | | | | | | |
| AR21.202.010 | [0241] Disaster Management Fee - Net | | | | | | | | | | |
| | [0242] Ashwamedh/ Avishkar/ Indradhanushya Fee - Gross | 2,430 | 2,700 | 2,700 | 2,880 | | | | | | |
| | [0243] Ashwamedh/ Avishkar/ Indradhanushya Fee -Less : 100% Transfer To University | 2,430 | 2,700 | 2,700 | 2,880 | | | | | | |
| AR21.202.011 | [0244] Ashwamedh/ Avishkar/ Indradhanushya Fee - Net | | | | | | | | | | |
| | [0245] Eligibility Fee -Gross | 12,985 | 11,130 | 10,070 | 13,250 | | | | | | |
| | [0246] Eligibility Fee -Less : 100% Transfer To University | 12,985 | 11,130 | 10,070 | 13,250 | | | | | | |
| AR21.202.012 | [0247] Eligibility Fee -Net | | | | | | | | | | |
| | [0248] Enrolment Fee - Gross | 9,010 | 11,130 | 12,900 | 13,250 | | | | | | |

| RECEIPTS | | | | | | EXPENDITURE | | | | | |
|--------------|--|--|------------------------------|--------------------------------------|------------------------------|--------------|--------------------------------------|--|------------------------------|--------------------------------------|------------------------------|
| ALIAS | PARTICULARS | Unaudited Figures For Year 2016 - 2017 | Budget Estimates 2017 - 2018 | Revised Budget Estimates 2017 - 2018 | Budget Estimates 2018 - 2019 | ALIAS | PARTICULARS | Unaudited Figures For Year 2016 - 2017 | Budget Estimates 2017 - 2018 | Revised Budget Estimates 2017 - 2018 | Budget Estimates 2018 - 2019 |
| AR21.202.013 | [0249] Enrolment Fee - Less : 100% Transfer To University | 9,010 | 11,130 | 12,900 | 13,250 | | | | | | |
| | [0250] Enrolment Fee - Net | | | | | | | | | | |
| | [0251] Examinations - Gross | 1,31,040 | 1,44,000 | 1,44,000 | 1,53,600 | | | | | | |
| AR21.202.014 | [0252] Examinations -Less :Transfer To University | 1,31,040 | 1,44,000 | 1,44,000 | 1,53,600 | | | | | | |
| | [0253] Examinations Fee- Net | | | | | | | | | | |
| | [0254] Practical Examination Fees - Gross | 56,700 | 63,000 | 63,000 | 67,200 | | | | | | |
| AR21.202.015 | [6300] Practical Examinations Fee-Less : Transfer To University | | | 63,000 | 67,200 | | | | | | |
| | [6301] Practical Examinations Fee - Net | 56,700 | 63,000 | | | | | | | | |
| | [6340] Other Examination Fee -Less : Transfer To University | | | | | | | | | | |
| AR21.202.017 | [6304] Convocation Fee - Gross | 14,400 | 21,600 | 18,900 | 20,700 | | | | | | |
| | [6305] Convocation Fee -Less : 100% Transfer To University | 14,400 | 21,600 | 18,900 | 20,700 | | | | | | |
| | [6306] Convocation Fee - Net | | | | | | | | | | |
| AR21.202.018 | [6307] Library Fee - Gross | 75,000 | 90,000 | 90,000 | 96,000 | | | | | | |
| | [6308] Library Fee -Less : 100% Transfer To University Library | 75,000 | 90,000 | 90,000 | 96,000 | | | | | | |
| | [6309] Library Fee - Net | | | | | | | | | | |
| AR21.202.023 | [6318] Passing Certificate Fee - Gross | 6,900 | 7,200 | 6,300 | 6,900 | | | | | | |
| | [6319] Passing Certificate Fee -Less : 100% Transfer To University | 6,900 | 7,200 | 6,300 | 6,900 | | | | | | |
| | [6320] Passing Certificate Fee | | | | | | | | | | |
| AR21.202.026 | [6327] Association Fee - Gross | 4,050 | 4,500 | 4,500 | 4,800 | | | | | | |
| | [6328] Association Fee -Less : 100% Transfer To Univ | 4,050 | 4,500 | 4,500 | 4,800 | | | | | | |
| | [6329] Association Fee - Net | | | | | | | | | | |
| | AR21.202 TOTAL | 1,50,440 | 2,08,350 | 1,99,970 | 1,53,600 | | AP21.202 TOTAL | 10,700 | 1,28,000 | 1,71,400 | 4,01,500 |
| AR21.203 | Activity Fees | | | | | AR21.203 | Examination Expenses | | | | |
| AR21.203.001 | [0260] Gymkhana Fee | 36,700 | 45,000 | 44,500 | 48,000 | AR21.203.001 | [3470] Printing | | 5,000 | | |
| AR21.203.002 | [0261] Laboratory Fee | 2,40,400 | 2,70,000 | 2,62,000 | 2,88,000 | AR21.203.002 | [3471] Stationery | | 5,000 | | |
| AR21.203.003 | [0262] Laboratory Breakages | 23,000 | 25,000 | 18,000 | 25,000 | AR21.203.003 | [3472] Printing Of Answer Books | | | | |
| AR21.203.004 | [0263] Internship Fee | 16,000 | | 21,000 | 23,000 | AR21.203.004 | [3473] Printing Of Question Papers | | 5,000 | | |
| AR21.203.007 | [0266] Ph. D. Fee | 63,650 | 75,000 | 79,320 | 85,000 | AR21.203.005 | [3474] Ph.D Remuneration Expenses | | 10,000 | | |
| AR21.203.009 | [0268] Dissertation Fee | | | 10,500 | 11,500 | AR21.203.006 | [3475] Examination Remuneration | | 12,000 | | |
| AR21.203.055 | [0314] Computer Lab Fees | | | 45,000 | 48,000 | AR21.203.007 | [3476] Marksheet Expenses | | | | |
| AR21.203.096 | [0355] Insurance Fees | 1,790 | 1,980 | 1,960 | 2,120 | AR21.203.010 | [3479] Post & Courier Charges | | | | |
| | | | | | | AR21.203.011 | [3480] Travelling Expenses For Exam. | | | | |
| | | | | | | AR21.203.013 | [3482] Paper Setting | | | | |

| RECEIPTS | | | | | | EXPENDITURE | | | | | |
|--------------|-----------------------------------|---|------------------------------------|---|------------------------------------|--------------|--|---|------------------------------------|---|------------------------------------|
| ALIAS | PARTICULARS | Unaudited Figures For Year 2016 - 2017 | Budget Estimates 2017 - 2018 | Revised Budget Estimates 2017 - 2018 | Budget Estimates 2018 - 2019 | ALIAS | PARTICULARS | Unaudited Figures For Year 2016 - 2017 | Budget Estimates 2017 - 2018 | Revised Budget Estimates 2017 - 2018 | Budget Estimates 2018 - 2019 |
| | AR21.203 TOTAL | 3,81,540 | 4,16,980 | 4,82,280 | 5,30,620 | AP21.203.015 | [3484] Practical Examination | 13,379 | 20,000 | | 50,000 |
| | | | | | | | AP21.203 TOTAL | 13,379 | 57,000 | | 50,000 |
| | | | | | | AP21.206 | Seminars & Conferences | | | | |
| | | | | | | AP21.206.001 | [3515] Seminar Publication | 30,000 | 25,000 | | |
| | | | | | | AP21.206.002 | [3516] Stationery | | 20,000 | | |
| | | | | | | AP21.206.004 | [3518] Memorial Lectures | | 5,000 | | |
| | | | | | | AP21.206.005 | [3519] Publication Working Papers | | | | |
| | | | | | | AP21.206.006 | [3520] Travelling Expenses | | 2,000 | | |
| | | | | | | AP21.206.007 | [3521] Books & Journals | 1,800 | 15,000 | | |
| | | | | | | | AP21.206 TOTAL | 31,800 | 67,000 | | |
| AR21.207 | Other Fee | | | | | | | | | | |
| AR21.207.002 | [0412] Fine/ Miscellaneous Fee | 11,770 | 13,500 | 13,500 | 14,400 | | | | | | |
| AR21.207.009 | [0419] Transcript Charge (Income) | | 10,000 | | 5,000 | | | | | | |
| | AR21.207 TOTAL | 11,770 | 23,500 | 13,500 | 19,400 | | | | | | |
| | | | | | | AP21.209 | Students' Welfare , Sports & Cultural Activities Expenses | | | | |
| | | | | | | AP21.209.001 | [3550] Annual Social /Cultural | | 2,000 | | |
| | | | | | | AP21.209.002 | [3551] Function & Festival | | 2,000 | | |
| | | | | | | AP21.209.008 | [3557] Annual Sports Felicitation Programme | | 5,000 | | |
| | | | | | | AP21.209.012 | [3561] Internal Activity Expenses | | 5,000 | | |
| | | | | | | AP21.209.013 | [3562] Workshops & Seminars Expenses | 6,000 | 10,000 | | |
| | | | | | | AP21.209.015 | [3564] Other Cultural Activities | | 5,000 | | |
| | | | | | | | AP21.209 TOTAL | 6,000 | 29,000 | | |
| | AR21 TOTAL | 5,46,110 | 6,51,530 | 6,95,750 | 7,03,620 | | AP21 TOTAL | 61,879 | 3,56,000 | 1,71,400 | 4,51,500 |
| | | | | | | AP22 | Administrative & General Expenses | | | | |
| | | | | | | AP22.201 | Administrative Expenses | | | | |
| | | | | | | AP22.201.001 | [3601] Advertisement And Pubicity | | | | |
| | | | | | | AP22.201.002 | [3602] Printing | 6,729 | 10,000 | 2,000 | 10,000 |
| | | | | | | AP22.201.003 | [3603] Stationery | 86,523 | 90,000 | 14,500 | 15,000 |
| | | | | | | AP22.201.004 | [3604] Paper For Printing | | 7,000 | 3,000 | 5,000 |
| | | | | | | AP22.201.005 | [3605] Xeroxing Charges | 13,924 | 30,000 | 18,800 | 30,000 |
| | | | | | | AP22.201.006 | [3606] Electricity And Power | | 1,000 | 10,000 | 10,000 |
| | | | | | | AP22.201.007 | [3607] Telephone And Internet Charges | | 5,000 | 5,000 | 5,000 |
| | | | | | | AP22.201.008 | [3608] Postage , Telegram & Courier Charges | 842 | 5,000 | 560 | 5,000 |
| | | | | | | AP22.201.011 | [3611] Meeting Expenses | | 10,000 | 5,000 | 13,000 |
| | | | | | | AP22.201.013 | [3613] Contingency Expenses | | 5,000 | 2,000 | 5,000 |
| | | | | | | AP22.201.014 | [3614] News Paper, Periodicals (Magaziens & Journals) | | | | |

| RECEIPTS | | | | | | EXPENDITURE | | | | | |
|----------|-------------|--|------------------------------|--------------------------------------|------------------------------|--------------|---|--|------------------------------|--------------------------------------|------------------------------|
| ALIAS | PARTICULARS | Unaudited Figures For Year 2016 - 2017 | Budget Estimates 2017 - 2018 | Revised Budget Estimates 2017 - 2018 | Budget Estimates 2018 - 2019 | ALIAS | PARTICULARS | Unaudited Figures For Year 2016 - 2017 | Budget Estimates 2017 - 2018 | Revised Budget Estimates 2017 - 2018 | Budget Estimates 2018 - 2019 |
| | | | | | | AP22.201.015 | [3615] Uniform To Peons | 1,443 | 1,500 | 1,600 | 2,000 |
| | | | | | | AP22.201.016 | [3616] Sanitary Materials | 5,735 | 8,000 | 2,100 | 10,000 |
| | | | | | | AP22.201.018 | [3618] Staff Welfare Expenses | 1,375 | 2,000 | | 2,000 |
| | | | | | | AP22.201.019 | [3619] Provident Fund Interest | | 5,000 | | |
| | | | | | | AP22.201.020 | [3620] Labour Charges | | 7,000 | | |
| | | | | | | AP22.201.021 | [3621] Pest Control | 3,536 | 10,000 | | |
| | | | | | | AP22.201.022 | [3622] Bank Charges | 3,109 | 5,000 | 2,350 | 2,500 |
| | | | | | | AP22.201.023 | [3623] Miscellaneous Expenses | 750 | 2,000 | 2,080 | 3,000 |
| | | | | | | AP22.201.024 | [3624] Statutory Audit Charges | | 5,000 | 5,000 | 10,000 |
| | | | | | | AP22.201.025 | [3625] Internal Audit Charges | | 5,000 | 5,000 | 10,000 |
| | | | | | | AP22.201.028 | [3628] Outsourcing Account Work | 3,000 | | | 3,000 |
| | | | | | | AP22.201.029 | [3629] Seminar & Workshop Expenses | | | 10,000 | 20,000 |
| | | | | | | | AP22.201 TOTAL | 1,26,966 | 2,13,500 | 88,990 | 1,60,500 |
| | | | | | | AP22.202 | Travelling And Transportation Expenses | | | | |
| | | | | | | AP22.202.001 | [3645] Ta/Da Expenses Staff | 1,480 | 3,000 | 540 | 5,000 |
| | | | | | | AP22.202.002 | [3646] Ta/Da Expenses Meeting | 500 | 5,000 | 2,000 | 5,000 |
| | | | | | | | AP22.202 TOTAL | 1,980 | 8,000 | 2,540 | 10,000 |
| | | | | | | AP22.203 | Insurance & Taxes | | | | |
| | | | | | | AP22.203.001 | [3655] Insurance | 1,782 | 1,980 | 1,760 | 1,920 |
| | | | | | | | AP22.203 TOTAL | 1,782 | 1,980 | 1,760 | 1,920 |
| | | | | | | AP22.204 | Outsource Services | | | | |
| | | | | | | AP22.204.001 | [3665] House Keeping Services | | 5,000 | | 5,000 |
| | | | | | | | AP22.204 TOTAL | | 5,000 | | 5,000 |
| | | | | | | AP22.205 | Repairs And Maintenance | | | | |
| | | | | | | AP22.205.001 | [3675] Maintenance Of Office Equipments | 860 | 12,000 | 2,500 | 10,000 |
| | | | | | | AP22.205.002 | [3676] Maintenance Of Furniture & Fixture | 3,490 | 10,000 | | 10,000 |
| | | | | | | AP22.205.003 | [3677] Maintenance Of Electric Installation | 270 | 5,000 | | |
| | | | | | | AP22.205.004 | [3678] Maintenance Of Hardwares | | 12,000 | | 12,000 |
| | | | | | | AP22.205.005 | [3679] Maintenance Of Software | | | | |
| | | | | | | AP22.205.007 | [3681] Maintenance Of Telephone | | 1,000 | | 1,000 |
| | | | | | | AP22.205.012 | [3686] Maintenance Of Building | | | | 20,000 |
| | | | | | | AP22.205.026 | [3700] Emergency & Unforeseen Repairs | | 5,000 | | 10,000 |
| | | | | | | AP22.205.030 | [3704] Maintenance Of Computer | | 5,000 | | 5,000 |
| | | | | | | | AP22.205 TOTAL | 4,620 | 50,000 | 2,500 | 68,000 |
| | | | | | | AP22.206 | Other Expenses | | | | |
| | | | | | | AP22.206.004 | [3713] Hospitality & Sumptuary Expenses | 21,194 | 20,000 | 5,300 | 20,000 |
| | | | | | | | AP22.206 TOTAL | 21,194 | 20,000 | 5,300 | 20,000 |
| | | | | | | | AP22 TOTAL | 1,56,542 | 2,98,480 | 1,01,090 | 2,65,420 |

| RECEIPTS | | | | | | EXPENDITURE | | | | | |
|--------------|---|--|------------------------------|--------------------------------------|------------------------------|--------------|---|--|------------------------------|--------------------------------------|------------------------------|
| ALIAS | PARTICULARS | Unaudited Figures For Year 2016 - 2017 | Budget Estimates 2017 - 2018 | Revised Budget Estimates 2017 - 2018 | Budget Estimates 2018 - 2019 | ALIAS | PARTICULARS | Unaudited Figures For Year 2016 - 2017 | Budget Estimates 2017 - 2018 | Revised Budget Estimates 2017 - 2018 | Budget Estimates 2018 - 2019 |
| AR31 | Salary Grants | | | | | AP31 | Staff Payments & Benefits | | | | |
| AR31.201 | State Government- Salary Grants (Non Teaching /Teaching Staff Under Sps) | | | | | AP31.201 | Aided Salaries (Teaching Staff Approved Under Sps) | | | | |
| AR31.201.001 | [0485] Salary Grant | 76,44,900 | 79,00,000 | 78,36,789 | 79,00,000 | AP31.201.001 | [3750] Pay & Allowances | 71,16,680 | 71,00,000 | 73,45,929 | 75,00,000 |
| AR31.201.002 | [0486] Arrears Of Salary Grants | 2,49,030 | | 4,03,791 | 5,00,000 | AP31.201.002 | [3751] Clock Hour Basis / Consolidated | | | | |
| | | | | | | AP31.201.003 | [3752] Vacant Posts | | | | |
| | | | | | | AP31.201.006 | [3755] Leave Travel Concession | | | | |
| | AR31.201 TOTAL | 78,93,930 | 79,00,000 | 82,40,580 | 84,00,000 | | AP31.201 TOTAL | 71,16,680 | 71,00,000 | 73,45,929 | 75,00,000 |
| | | | | | | AP31.202 | Aided Non Teaching | | | | |
| | | | | | | AP31.202.001 | [3760] Pay & Allowances | 7,77,250 | 8,00,000 | 8,94,651 | 9,00,000 |
| | | | | | | AP31.202.006 | [3765] Leave Travel Concession | | | | |
| | | | | | | AP31.202.008 | [3767] Temporary Non Teaching Staff | | | | |
| | | | | | | | AP31.202 TOTAL | 7,77,250 | 8,00,000 | 8,94,651 | 9,00,000 |
| AR31.203 | SALARY FROM UNIVRSITY FUND | | | | | AP31.204 | Unaided Salaries (Teaching Staff) | | | | |
| AR31.203.001 | [0510] Salary From University Fund | 90,000 | 90,000 | 90,000 | 1,20,000 | AP31.204.006 | [3785] Visiting Faculty Teaching | | 1,20,000 | | |
| | AR31.203 TOTAL | 90,000 | 90,000 | 90,000 | 1,20,000 | | AP31.204 TOTAL | | 1,20,000 | | |
| | | | | | | AP31.205 | Un Aided Non Teaching | | | | |
| | | | | | | AP31.205.001 | [3793] Pay & Allowances | | | | |
| | | | | | | AP31.205.002 | [3801] Clock Hour Basis / Consolidated | | | | |
| | | | | | | AP31.205.008 | [3807] Temp. Non Teaching Staff | 90,000 | 90,000 | 90,000 | 1,20,000 |
| | | | | | | | AP31.205 TOTAL | 90,000 | 90,000 | 90,000 | 1,20,000 |
| | AR31 TOTAL | 79,83,930 | 79,90,000 | 83,30,580 | 85,20,000 | | AP31 TOTAL | 79,83,930 | 81,10,000 | 83,30,580 | 85,20,000 |
| AR32 | Other Income | | | | | AP32 | Expenditure From Endowment & Special Fund | | | | |
| AR32.202 | Interest On Saving Accounts | | | | | AP32.203 | Centennial Fund | | | | |
| AR32.202.001 | [0520] Interest On Saving Bank Account | 1,62,060 | 1,65,000 | 1,06,260 | 1,10,000 | AP32.203.001 | [3840] Centennial Fund Expenses | | 5,000 | | |
| | AR32.202 TOTAL | 1,62,060 | 1,65,000 | 1,06,260 | 1,10,000 | | AP32.203 TOTAL | | 5,000 | | |
| | | | | | | | AP32 TOTAL | | 5,000 | | |
| | AR32 TOTAL | 1,62,060 | 1,65,000 | 1,06,260 | 1,10,000 | | | | | | |
| AR33 | Income From Investments | | | | | | | | | | |
| AR33.201 | Investments From Earmarked/Endowment Fund | | | | | | | | | | |
| AR33.201.007 | [0617] Interest On Term Deposits With Bank | 52,410 | 90,000 | 19,320 | 25,000 | | | | | | |

| RECEIPTS | | | | | | EXPENDITURE | | | | | |
|--------------|--------------------------------------|---|------------------------------------|---|------------------------------------|--------------|-------------------------------------|---|------------------------------------|---|------------------------------------|
| ALIAS | PARTICULARS | Unaudited Figures For Year 2016 - 2017 | Budget Estimates 2017 - 2018 | Revised Budget Estimates 2017 - 2018 | Budget Estimates 2018 - 2019 | ALIAS | PARTICULARS | Unaudited Figures For Year 2016 - 2017 | Budget Estimates 2017 - 2018 | Revised Budget Estimates 2017 - 2018 | Budget Estimates 2018 - 2019 |
| | AR33.201 TOTAL | 52,410 | 90,000 | 19,320 | 25,000 | | | | | | |
| | AR33 TOTAL | 52,410 | 90,000 | 19,320 | 25,000 | | | | | | |
| | Sector A TOTAL | 87,63,660 | 89,19,030 | 91,75,410 | 93,82,620 | | Sector A TOTAL | 82,02,351 | 88,39,480 | 86,03,070 | 93,76,920 |
| Sector D | Deposits And Advances Budget | | | | | Sector D | Deposits And Advances Budget | | | | |
| DR01 | Students Related Deposits | | | | | DP01 | Students Related Deposits | | | | |
| DR01.301 | Library Deposit | | | | | DP01.301 | Library Deposit | | | | |
| DR01.301.001 | [2105] Receipts Of Deposit | 73,500 | 63,000 | 70,500 | 75,000 | DP01.301.001 | [5291] Refund Of Deposit | 73,500 | 63,000 | 70,500 | 75,000 |
| | DR01.301 TOTAL | 73,500 | 63,000 | 70,500 | 75,000 | | DP01.301 TOTAL | 73,500 | 63,000 | 70,500 | 75,000 |
| DR01.306 | Caution Maoney Deposit | | | | | DP01.306 | Caution Maoney Deposit | | | | |
| DR01.306.001 | [2171] Caution Money Deposit(refund) | 4,600 | 4,200 | 4,600 | 5,000 | DP01.306.001 | [5320] Refund Of Deposit | 4,600 | 4,200 | 4,600 | 5,000 |
| | DR01.306 TOTAL | 4,600 | 4,200 | 4,600 | 5,000 | | DP01.306 TOTAL | 4,600 | 4,200 | 4,600 | 5,000 |
| | DR01 TOTAL | 78,100 | 67,200 | 75,100 | 80,000 | | DP01 TOTAL | 78,100 | 67,200 | 75,100 | 80,000 |
| | Sector D TOTAL | 78,100 | 67,200 | 75,100 | 80,000 | | Sector D TOTAL | 78,100 | 67,200 | 75,100 | 80,000 |
| | 0382 Aided Total | 88,41,760 | 89,86,230 | 92,50,510 | 94,62,620 | | 0382 Aided Total | 82,80,451 | 89,06,680 | 86,78,170 | 94,56,920 |



0383 - Department Of Sociology, Churchgate, Mumbai (Aided)

(Old Aided Code : 0411)

| RECEIPTS | | | | | | EXPENDITURE | | | | | |
|--------------|---|---|------------------------------------|---|------------------------------------|--------------|--|---|------------------------------------|---|------------------------------------|
| ALIAS | PARTICULARS | Unaudited Figures For Year 2016 - 2017 | Budget Estimates 2017 - 2018 | Revised Budget Estimates 2017 - 2018 | Budget Estimates 2018 - 2019 | ALIAS | PARTICULARS | Unaudited Figures For Year 2016 - 2017 | Budget Estimates 2017 - 2018 | Revised Budget Estimates 2017 - 2018 | Budget Estimates 2018 - 2019 |
| Sector A | Capital And Revenue Receipt / Expenditure Budget | | | | | Sector A | Capital And Revenue Receipt / Expenditure Budget | | | | |
| | | | | | | AP03 | Furniture & Fixtures | | | | |
| | | | | | | AP03.101 | Purchase Of Furniture & Fixtures | | | | |
| | | | | | | AP03.101.004 | [3058] Purchase Of Cupboards | | | 5,000 | 10,000 |
| | | | | | | AP03.101.010 | [3064] Purchase Of Computer Tables & Storewells | | 10,000 | | |
| | | | | | | | AP03.101 TOTAL | | 10,000 | 5,000 | 10,000 |
| | | | | | | | AP03 TOTAL | | 10,000 | 5,000 | 10,000 |
| | | | | | | AP07 | Books & Journals | | | | |
| | | | | | | AP07.101 | Purchase Of Books & Journals | | | | |
| | | | | | | AP07.101.001 | [3155] Purchase Of Books & Journals | | 5,000 | | 20,000 |
| | | | | | | | AP07.101 TOTAL | | 5,000 | | 20,000 |
| | | | | | | | AP07 TOTAL | | 5,000 | | 20,000 |
| AR10 | Other Development Receipts | | | | | | | | | | |
| AR10.101 | Development Fees | | | | | | | | | | |
| AR10.101.001 | [0111] Development Fees From Student - Institute Share | 2,875 | 5,000 | 4,125 | 5,000 | | | | | | |
| | [0112] Development Fees From Student- University Share | 2,875 | 5,000 | 4,125 | 5,000 | | | | | | |
| | [0113] Development Fee | 5,750 | 10,000 | 8,250 | 10,000 | | | | | | |
| | AR10.101 TOTAL | 2,875 | 5,000 | 4,125 | 5,000 | | | | | | |
| | AR10 TOTAL | 2,875 | 5,000 | 4,125 | 5,000 | | | | | | |
| AR21 | Fees From Students & Colleges | | | | | AP21 | Academic & Activity Expenses | | | | |
| AR21.201 | Academic Receipts - University | | | | | AP21.201 | Academic Expenses | | | | |
| AR21.201.025 | [0208] Alumni Fees Net | | | | | AP21.201.001 | [3325] Admission Expenses | | 2,500 | | |
| | [6370] Alumni Fee - Gross | 700 | 2,000 | 1,300 | 2,000 | AP21.201.004 | [3328] Student Welfare Expenses/ Student Council Expenses | 1,000 | | 20,000 | |
| | [6371] Less : 100 % Transfer To University | 700 | 2,000 | 1,300 | 2,000 | AP21.201.014 | [3338] Diary Expenses | | | | |
| AR21.201.027 | [0210] Centenary Fees Net | | | | | | | | | | |
| | [6372] Centenary Fees - Gross | | | | | | | | | | |
| | [6373] Less :100 % Transfer To Univaersity | | | | | | | | | | |
| AR21.201.029 | [0212] Calandar Fee Net | 690 | | | | | | | | | |
| | [6376] Calender Fees -Gross | 690 | 1,200 | | | | | | | | |
| | [6377] Less 100% Transfer To University | | 1,200 | | | | | | | | |

| RECEIPTS | | | | | | EXPENDITURE | | | | | |
|--------------|--|--|------------------------------|--------------------------------------|------------------------------|--------------|-------------------------------------|--|------------------------------|--------------------------------------|------------------------------|
| ALIAS | PARTICULARS | Unaudited Figures For Year 2016 - 2017 | Budget Estimates 2017 - 2018 | Revised Budget Estimates 2017 - 2018 | Budget Estimates 2018 - 2019 | ALIAS | PARTICULARS | Unaudited Figures For Year 2016 - 2017 | Budget Estimates 2017 - 2018 | Revised Budget Estimates 2017 - 2018 | Budget Estimates 2018 - 2019 |
| | AR21.201 TOTAL | 690 | | | | | AP21.201 TOTAL | 1,000 | 2,500 | 20,000 | |
| AR21.202 | Academic Receipts -Institution | | | | | AR21.202 | Activity Expenses | | | | |
| AR21.202.001 | [0220] Admission Fee | 5,060 | 9,200 | 7,590 | 9,200 | AR21.202.001 | [3355] Gymkhana Expenses | | | | 5,000 |
| AR21.202.002 | [0221] Tution Fee | 1,12,100 | 40,000 | 33,000 | 40,000 | AR21.202.002 | [3356] Training Programme For Staff | | | | |
| AR21.202.003 | [0222] Computer Training Fee | 7,100 | 12,000 | 9,900 | 12,000 | AR21.202.003 | [3357] Computer Training Expenses | | | | |
| AR21.202.004 | [0223] Identity Card Fee | 805 | 1,400 | 1,155 | 1,400 | AR21.202.006 | [3360] Computer Lab Expenses | | | | |
| | [0224] Diary Fee - Gross | 1,150 | 2,000 | | | AR21.202.007 | [3361] Arts & Painting Expenses | | | | |
| | [0225] Diary Fee - Less : 100% Transfer To University | | 2,000 | | | AR21.202.011 | [3365] Educational Tour Expenses | | 30,000 | 50,000 | |
| AR21.202.005 | [0226] Diary Fee - Net | 1,150 | | | | AR21.202.012 | [3366] Field Visit Expenses | | | | |
| | [0227] E-Suvidha Fee - Gross | 1,150 | 2,000 | 1,650 | 2,000 | AR21.202.013 | [3367] Phd Expenses | | | 2,000 | 10,000 |
| | [0228] E-Suvidha - Less : 100% Transfer To University | 1,150 | 2,000 | 1,650 | 2,000 | AR21.202.020 | [3374] Internship Expenses | | | 2,000 | 8,000 |
| AR21.202.006 | [0229] E-Suvidha - Net | | | | | AR21.202.037 | [3390] Department Activity Expenses | 560 | | | 10,000 |
| | [0230] Students Welfare Fee - Gross | 1,725 | 3,000 | 2,475 | 3,000 | | | | | | |
| | [0231] Students Welfare Fee -Less : Transfer To University | 1,725 | 3,000 | 2,475 | 3,000 | | | | | | |
| AR21.202.007 | [0232] Students Welfare Fee - Net | | | | | | | | | | |
| | [0233] Medical Fee - Gross | 805 | 1,400 | 1,155 | 1,400 | | | | | | |
| | [0234] Medical Fee-Less : Transfer To University | 805 | 1,400 | 1,155 | 1,400 | | | | | | |
| AR21.202.008 | [0235] Medical Fee - Net | | | | | | | | | | |
| | [0236] Sports Fee - Gross | 2,300 | 4,000 | 3,300 | 4,000 | | | | | | |
| | [0237] Sports Fee -Less : Transfer To University | 2,300 | 4,000 | 3,300 | 4,000 | | | | | | |
| AR21.202.009 | [0238] Sports Fee - Net | | | | | | | | | | |
| | [0239] Disaster Management Fee - Gross | 230 | 400 | 330 | 400 | | | | | | |
| | [0240] Disaster Management Fee -Less : 100% Transfer To University | 230 | 400 | 330 | 400 | | | | | | |
| AR21.202.010 | [0241] Disaster Management Fee - Net | | | | | | | | | | |
| | [0242] Ashwamedh/ Avishkar/ Indradhanushya Fee - Gross | 690 | 1,200 | 990 | 1,200 | | | | | | |
| | [0243] Ashwamedh/ Avishkar/ Indradhanushya Fee -Less : 100% Transfer To University | 690 | 1,200 | 990 | 1,200 | | | | | | |
| AR21.202.011 | [0244] Ashwamedh/ Avishkar/ Indradhanushya Fee - Net | | | | | | | | | | |
| | [0245] Eligibility Fee -Gross | 3,250 | 1,325 | 3,750 | 2,650 | | | | | | |
| | [0246] Eligibility Fee -Less : 100% Transfer To University | 3,250 | 1,325 | 3,750 | 2,650 | | | | | | |
| AR21.202.012 | [0247] Eligibility Fee -Net | | | | | | | | | | |
| | [0248] Enrolment Fee - Gross | 4,240 | 5,300 | 5,300 | 5,300 | | | | | | |

| RECEIPTS | | | | | | EXPENDITURE | | | | | |
|--------------|--|--|------------------------------|--------------------------------------|------------------------------|--------------|------------------------------------|--|------------------------------|--------------------------------------|------------------------------|
| ALIAS | PARTICULARS | Unaudited Figures For Year 2016 - 2017 | Budget Estimates 2017 - 2018 | Revised Budget Estimates 2017 - 2018 | Budget Estimates 2018 - 2019 | ALIAS | PARTICULARS | Unaudited Figures For Year 2016 - 2017 | Budget Estimates 2017 - 2018 | Revised Budget Estimates 2017 - 2018 | Budget Estimates 2018 - 2019 |
| AR21.202.013 | [0249] Enrolment Fee - Less : 100% Transfer To University | 4,240 | 5,300 | 5,300 | 5,300 | | | | | | |
| | [0250] Enrolment Fee - Net | | | | | | | | | | |
| | [0251] Examinations - Gross | 36,800 | 64,000 | 52,800 | 64,000 | | | | | | |
| AR21.202.014 | [0252] Examinations -Less :Transfer To University | 36,800 | 64,000 | 52,800 | 64,000 | | | | | | |
| | [0253] Examinations Fee- Net | | | | | | | | | | |
| | [6304] Convocation Fee - Gross | 3,150 | 9,000 | 5,850 | 9,000 | | | | | | |
| AR21.202.017 | [6305] Convocation Fee -Less : 100% Transfer To University | 3,150 | 9,000 | 5,850 | 9,000 | | | | | | |
| | [6306] Convocation Fee - Net | | | | | | | | | | |
| | [6307] Library Fee - Gross | 23,000 | 40,000 | 33,000 | 40,000 | | | | | | |
| AR21.202.018 | [6308] Library Fee -Less : 100% Transfer To University Library | 23,000 | 40,000 | 33,000 | 40,000 | | | | | | |
| | [6309] Library Fee - Net | | | | | | | | | | |
| | [6318] Passing Certificate Fee - Gross | 1,050 | | 1,950 | 3,000 | | | | | | |
| AR21.202.023 | [6319] Passing Certificate Fee -Less : 100% Transfer To University | 1,050 | | 1,950 | 3,000 | | | | | | |
| | [6320] Passing Certificate Fee | | | | | | | | | | |
| | [6327] Association Fee - Gross | 1,150 | 2,000 | 1,650 | 2,000 | | | | | | |
| AR21.202.026 | [6328] Association Fee -Less : 100% Transfer To Univ | 1,150 | 2,000 | 1,650 | 2,000 | | | | | | |
| | [6329] Association Fee - Net | | | | | | | | | | |
| | AR21.202 TOTAL | 1,26,215 | 62,600 | 51,645 | 62,600 | | AR21.202 TOTAL | 560 | 30,000 | 54,000 | 33,000 |
| AR21.203 | Activity Fees | | | | | AR21.203 | Examination Expenses | | | | |
| AR21.203.001 | [0260] Gymkhana Fee | 11,000 | 20,000 | 16,500 | 20,000 | AR21.203.001 | [3470] Printing | | | | |
| AR21.203.004 | [0263] Internship Fee | 3,500 | 10,000 | 6,500 | 10,000 | AR21.203.002 | [3471] Stationery | | | | |
| AR21.203.007 | [0266] Ph. D. Fee | 70,000 | 75,000 | 75,000 | 80,000 | AR21.203.003 | [3472] Printing Of Answer Books | | | | |
| AR21.203.096 | [0355] Insurance Fees | 264 | 900 | 726 | 880 | AR21.203.004 | [3473] Printing Of Question Papers | | | | |
| | | | | | | AR21.203.005 | [3474] Ph.D Remuneration Expenses | | | | |
| | | | | | | AR21.203.006 | [3475] Examination Remuneration | | | | |
| | | | | | | AR21.203.007 | [3476] Marksheet Expenses | | | | |
| | | | | | | AR21.203.013 | [3482] Paper Setting | | | | |
| | | | | | | AR21.203.014 | [3483] Evaluation | | | | |
| | AR21.203 TOTAL | 84,764 | 1,05,900 | 98,726 | 1,10,880 | | AR21.203 TOTAL | | | | |
| AR21.204 | Examination Fees | | | | | AR21.206 | Seminars & Conferances | | | | |
| AR21.204.007 | [0377] Passing Certificate Fees | | 3,000 | | | AR21.206.001 | [3515] Seminar Publication | 2,510 | 10,000 | | |
| | AR21.204 TOTAL | | 3,000 | | | AR21.206.003 | [3517] Study Tours | | | | |

| RECEIPTS | | | | | | EXPENDITURE | | | | | |
|--------------|--------------------------------|--|------------------------------|--------------------------------------|------------------------------|--------------|--|--|------------------------------|--------------------------------------|------------------------------|
| ALIAS | PARTICULARS | Unaudited Figures For Year 2016 - 2017 | Budget Estimates 2017 - 2018 | Revised Budget Estimates 2017 - 2018 | Budget Estimates 2018 - 2019 | ALIAS | PARTICULARS | Unaudited Figures For Year 2016 - 2017 | Budget Estimates 2017 - 2018 | Revised Budget Estimates 2017 - 2018 | Budget Estimates 2018 - 2019 |
| | | | | | | | AP21.206 TOTAL | 2,510 | 10,000 | | |
| AR21.207 | Other Fee | | | | | | | | | | |
| AR21.207.001 | [0411] Aptitude Fee | | | | | | | | | | |
| AR21.207.002 | [0412] Fine/ Miscellaneous Fee | 3,450 | 6,000 | 4,950 | 6,000 | | | | | | |
| | AR21.207 TOTAL | 3,450 | 6,000 | 4,950 | 6,000 | | | | | | |
| | | | | | | AP21.209 | Students' Welfare , Sports & Cultural Activities Expenses | | | | |
| | | | | | | AP21.209.001 | [3550] Annual Social /Cultural | | | | |
| | | | | | | AP21.209.008 | [3557] Annual Sports Felicitation Programme | | | | |
| | | | | | | AP21.209.009 | [3558] Medical Check Up Expenses | | | | |
| | | | | | | AP21.209.010 | [3559] Inter Collegiate Competition Expenses/Tejaswini | | | | |
| | | | | | | AP21.209.016 | [3565] Other Sports Activities | | | | |
| | | | | | | | AP21.209 TOTAL | | | | |
| | AR21 TOTAL | 2,15,119 | 1,77,500 | 1,55,321 | 1,79,480 | | AP21 TOTAL | 4,070 | 42,500 | 74,000 | 33,000 |
| | | | | | | AP22 | Administrative & General Expenses | | | | |
| | | | | | | AP22.201 | Administrative Expenses | | | | |
| | | | | | | AP22.201.001 | [3601] Advertisement And Publicity | | | | 1,000 |
| | | | | | | AP22.201.002 | [3602] Printing | 20 | 1,000 | 500 | 1,000 |
| | | | | | | AP22.201.003 | [3603] Stationery | 6,535 | 7,000 | 4,150 | 5,000 |
| | | | | | | AP22.201.005 | [3605] Xeroxing Charges | 1,333 | 2,500 | 2,000 | 2,500 |
| | | | | | | AP22.201.006 | [3606] Electricity And Power | | | | |
| | | | | | | AP22.201.007 | [3607] Telephone And Internet Charges | | | | |
| | | | | | | AP22.201.008 | [3608] Postage , Telegram & Courier Charges | 500 | 1,000 | 500 | 2,000 |
| | | | | | | AP22.201.009 | [3609] Legal Charges | | | | |
| | | | | | | AP22.201.010 | [3610] Professional Charges | 2,400 | | | |
| | | | | | | AP22.201.011 | [3611] Meeting Expenses | | 2,000 | 5,000 | 3,000 |
| | | | | | | AP22.201.014 | [3614] News Paper, Periodicals (Magaziens & Journals) | | | | |
| | | | | | | AP22.201.015 | [3615] Uniform To Peons | | | | |
| | | | | | | AP22.201.016 | [3616] Sanitary Materials | 461 | 1,000 | 500 | 500 |
| | | | | | | AP22.201.017 | [3617] Garden Expenditure | | | | |
| | | | | | | AP22.201.018 | [3618] Staff Welfare Expenses | | | | |
| | | | | | | AP22.201.021 | [3621] Pest Control | 2,300 | 2,500 | | |
| | | | | | | AP22.201.022 | [3622] Bank Charges | 666 | | 500 | 700 |
| | | | | | | AP22.201.023 | [3623] Miscellaneous Expenses | | 5,000 | 2,000 | 2,000 |
| | | | | | | AP22.201.024 | [3624] Statutory Audit Charges | | 5,000 | | 5,000 |
| | | | | | | AP22.201.025 | [3625] Internal Audit Charges | | 5,000 | | 5,000 |
| | | | | | | AP22.201.028 | [3628] Outsourcing Account Work | 5,000 | | 5,000 | 5,000 |

| RECEIPTS | | | | | | EXPENDITURE | | | | | |
|--------------|---|---|------------------------------------|---|------------------------------------|--------------|---|---|------------------------------------|---|------------------------------------|
| ALIAS | PARTICULARS | Unaudited Figures For Year 2016 - 2017 | Budget Estimates 2017 - 2018 | Revised Budget Estimates 2017 - 2018 | Budget Estimates 2018 - 2019 | ALIAS | PARTICULARS | Unaudited Figures For Year 2016 - 2017 | Budget Estimates 2017 - 2018 | Revised Budget Estimates 2017 - 2018 | Budget Estimates 2018 - 2019 |
| | | | | | | AP22.201.029 | [3629] Seminar & Workshop Expenses | | | | 50,000 |
| | | | | | | | AP22.201 TOTAL | 19,215 | 32,000 | 20,150 | 82,700 |
| | | | | | | AP22.202 | Travelling And Transportation Expenses | | | | |
| | | | | | | AP22.202.001 | [3645] Ta/Da Expenses Staff | 290 | 500 | 1,000 | 2,000 |
| | | | | | | | AP22.202 TOTAL | 290 | 500 | 1,000 | 2,000 |
| | | | | | | AP22.203 | Insurance & Taxes | | | | |
| | | | | | | AP22.203.001 | [3655] Insurance | 600 | 880 | 660 | 800 |
| | | | | | | | AP22.203 TOTAL | 600 | 880 | 660 | 800 |
| | | | | | | AP22.204 | Outsource Services | | | | |
| | | | | | | AP22.204.001 | [3665] House Keeping Services | | 5,000 | | |
| | | | | | | | AP22.204 TOTAL | | 5,000 | | |
| | | | | | | AP22.205 | Repairs And Maintenance | | | | |
| | | | | | | AP22.205.001 | [3675] Maintenance Of Office Equipments | 750 | 2,000 | | |
| | | | | | | AP22.205.002 | [3676] Maintenance Of Furniture & Fixture | | 5,000 | | 5,000 |
| | | | | | | AP22.205.004 | [3678] Maintenance Of Hardwares | | 5,000 | | 5,000 |
| | | | | | | AP22.205.012 | [3686] Maintenance Of Building | | | | 1,000 |
| | | | | | | AP22.205.026 | [3700] Emergency & Unforeseen Repairs | | 1,000 | | 2,000 |
| | | | | | | AP22.205.030 | [3704] Maintenance Of Computer | | 5,000 | | 5,000 |
| | | | | | | | AP22.205 TOTAL | 750 | 18,000 | | 18,000 |
| | | | | | | AP22.206 | Other Expenses | | | | |
| | | | | | | AP22.206.004 | [3713] Hospitality & Sumptuary Expenses | 6,184 | 10,000 | 5,000 | 5,000 |
| | | | | | | AP22.206.005 | [3714] Election Expenses | | | | |
| | | | | | | | AP22.206 TOTAL | 6,184 | 10,000 | 5,000 | 5,000 |
| | | | | | | | AP22 TOTAL | 27,039 | 66,380 | 26,810 | 1,08,500 |
| AR31 | Salary Grants | | | | | AP31 | Staff Payments & Benefits | | | | |
| AR31.201 | State Government- Salary Grants (Non Teaching /Teaching Staff Under Sps) | | | | | AP31.201 | Aided Salaries (Teaching Staff Approved Under Sps) | | | | |
| AR31.201.001 | [0485] Salary Grant | 37,17,348 | 46,10,000 | 39,83,568 | 41,58,160 | AP31.201.001 | [3750] Pay & Allowances | 32,80,775 | 39,70,000 | 35,72,932 | 37,08,384 |
| AR31.201.002 | [0486] Arrears Of Salary Grants | 1,16,057 | 70,000 | 2,00,000 | 2,00,000 | AP31.201.002 | [3751] Clock Hour Basis / Consolidated | | | | |
| | | | | | | AP31.201.003 | [3752] Vacant Posts | | 1,10,000 | | |
| | AR31.201 TOTAL | 38,33,405 | 46,80,000 | 41,83,568 | 43,58,160 | | AP31.201 TOTAL | 32,80,775 | 40,80,000 | 35,72,932 | 37,08,384 |
| | | | | | | AP31.202 | Aided Non Teaching | | | | |
| | | | | | | AP31.202.001 | [3760] Pay & Allowances | 5,52,630 | 6,00,000 | 6,10,636 | 6,49,776 |
| | | | | | | AP31.202.008 | [3767] Temporary Non Teaching Staff | | | | |
| | | | | | | | AP31.202 TOTAL | 5,52,630 | 6,00,000 | 6,10,636 | 6,49,776 |
| | AR31 TOTAL | 38,33,405 | 46,80,000 | 41,83,568 | 43,58,160 | | AP31 TOTAL | 38,33,405 | 46,80,000 | 41,83,568 | 43,58,160 |
| AR32 | Other Income | | | | | | | | | | |
| AR32.202 | Interest On Saving Accounts | | | | | | | | | | |

| RECEIPTS | | | | | | EXPENDITURE | | | | | |
|--------------|---|---|------------------------------------|---|------------------------------------|--------------|-------------------------------------|---|------------------------------------|---|------------------------------------|
| ALIAS | PARTICULARS | Unaudited Figures For Year 2016 - 2017 | Budget Estimates 2017 - 2018 | Revised Budget Estimates 2017 - 2018 | Budget Estimates 2018 - 2019 | ALIAS | PARTICULARS | Unaudited Figures For Year 2016 - 2017 | Budget Estimates 2017 - 2018 | Revised Budget Estimates 2017 - 2018 | Budget Estimates 2018 - 2019 |
| AR32.202.001 | [0520] Interest On Saving Bank Account | 40,705 | 42,000 | 15,540 | 4,000 | | | | | | |
| | AR32.202 TOTAL | 40,705 | 42,000 | 15,540 | 4,000 | | | | | | |
| | AR32 TOTAL | 40,705 | 42,000 | 15,540 | 4,000 | | | | | | |
| AR34 | Sale Of Publications | | | | | | | | | | |
| AR34.202 | Sale Of Syllabus | | | | | | | | | | |
| AR34.202.001 | [0640] Sale Of Syllabus | | 1,000 | | | | | | | | |
| | AR34.202 TOTAL | | 1,000 | | | | | | | | |
| AR34.203 | Sale Of Prospectus & Admission Forms | | | | | | | | | | |
| AR34.203.001 | [0645] Sale Of Prospectus & Admission Forms | | 1,000 | | | | | | | | |
| | AR34.203 TOTAL | | 1,000 | | | | | | | | |
| | AR34 TOTAL | | 2,000 | | | | | | | | |
| | Sector A TOTAL | 40,92,104 | 49,06,500 | 43,58,554 | 45,46,640 | | Sector A TOTAL | 38,64,514 | 48,03,880 | 42,89,378 | 45,29,660 |
| Sector D | Deposits And Advances Budget | | | | | Sector D | Deposits And Advances Budget | | | | |
| DR01 | Students Related Deposits | | | | | DP01 | Students Related Deposits | | | | |
| DR01.301 | Library Deposit | | | | | DP01.301 | Library Deposit | | | | |
| DR01.301.001 | [2105] Receipts Of Deposit | 24,000 | 30,000 | 30,000 | 30,000 | DP01.301.001 | [5291] Refund Of Deposit | 24,000 | 30,000 | 30,000 | 30,000 |
| | DR01.301 TOTAL | 24,000 | 30,000 | 30,000 | 30,000 | | DP01.301 TOTAL | 24,000 | 30,000 | 30,000 | 30,000 |
| DR01.306 | Caution Maoney Deposit | | | | | DP01.306 | Caution Maoney Deposit | | | | |
| DR01.306.001 | [2171] Caution Money Deposit(refund) | 1,600 | 2,000 | 2,000 | 2,000 | DP01.306.001 | [5320] Refund Of Deposit | 1,600 | 2,000 | 2,000 | 2,000 |
| | DR01.306 TOTAL | 1,600 | 2,000 | 2,000 | 2,000 | | DP01.306 TOTAL | 1,600 | 2,000 | 2,000 | 2,000 |
| | DR01 TOTAL | 25,600 | 32,000 | 32,000 | 32,000 | | DP01 TOTAL | 25,600 | 32,000 | 32,000 | 32,000 |
| | Sector D TOTAL | 25,600 | 32,000 | 32,000 | 32,000 | | Sector D TOTAL | 25,600 | 32,000 | 32,000 | 32,000 |
| | 0383 Aided Total | 41,17,704 | 49,38,500 | 43,90,554 | 45,78,640 | | 0383 Aided Total | 38,90,114 | 48,35,880 | 43,21,378 | 45,61,660 |

0384 - Department Of Drawing and Painting, Churchgate, Mumbai (Aided)

(Old Aided Code : 0412)

| RECEIPTS | | | | | | EXPENDITURE | | | | | |
|--------------|---|---|------------------------------------|---|------------------------------------|--------------|---|---|------------------------------------|---|------------------------------------|
| ALIAS | PARTICULARS | Unaudited Figures For Year 2016 - 2017 | Budget Estimates 2017 - 2018 | Revised Budget Estimates 2017 - 2018 | Budget Estimates 2018 - 2019 | ALIAS | PARTICULARS | Unaudited Figures For Year 2016 - 2017 | Budget Estimates 2017 - 2018 | Revised Budget Estimates 2017 - 2018 | Budget Estimates 2018 - 2019 |
| Sector A | Capital And Revenue Receipt / Expenditure Budget | | | | | Sector A | Capital And Revenue Receipt / Expenditure Budget | | | | |
| | | | | | | AP03 | Furniture & Fixtures | | | | |
| | | | | | | AP03.101 | Purchase Of Furniture & Fixtures | | | | |
| | | | | | | AP03.101.004 | [3058] Purchase Of Cupboards | | | | 15,000 |
| | | | | | | AP03.101.010 | [3064] Purchase Of Computer Tables & Storewells | | | | 15,000 |
| | | | | | | | AP03.101 TOTAL | | | | 30,000 |
| | | | | | | | AP03 TOTAL | | | | 30,000 |
| | | | | | | AP04 | Equipments | | | | |
| | | | | | | AP04.101 | Purchase Of Equipments | | | | |
| | | | | | | AP04.101.003 | [3087] Purchase Of Equipment | | | | |
| | | | | | | AP04.101.020 | [3104] Purchase Of Lab Equipments | | | | 15,000 |
| | | | | | | | AP04.101 TOTAL | | | | 15,000 |
| | | | | | | | AP04 TOTAL | | | | 15,000 |
| | | | | | | AP09 | Hardware & Peripherals | | | | |
| | | | | | | AP09.101 | Development Exp. | | | | |
| | | | | | | AP09.101.001 | [3200] Purchase Of Computer | | | | |
| | | | | | | | AP09.101 TOTAL | | | | |
| | | | | | | | AP09 TOTAL | | | | |
| AR10 | Other Development Receipts | | | | | | | | | | |
| AR10.101 | Development Fees | | | | | | | | | | |
| AR10.101.001 | [0111] Development Fees From Student - Institute Share | 1,875 | 2,500 | 2,375 | 2,500 | | | | | | |
| | [0112] Development Fees From Student- University Share | 1,875 | 2,500 | 2,375 | 2,500 | | | | | | |
| | [0113] Development Fee | 3,750 | 5,000 | 4,750 | 5,000 | | | | | | |
| | AR10.101 TOTAL | 1,875 | 2,500 | 2,375 | 2,500 | | | | | | |
| | AR10 TOTAL | 1,875 | 2,500 | 2,375 | 2,500 | | | | | | |
| | | | | | | AP11 | Expenditure From Endowment & Special Fund | | | | |
| | | | | | | AP11.105 | Salary Fund | | | | |
| | | | | | | AP11.105.001 | [3270] Salary Fund Expenses | | | | |
| | | | | | | | AP11.105 TOTAL | | | | |

| RECEIPTS | | | | | | EXPENDITURE | | | | | |
|--------------|--|--|------------------------------|--------------------------------------|------------------------------|--------------|---|--|------------------------------|--------------------------------------|------------------------------|
| ALIAS | PARTICULARS | Unaudited Figures For Year 2016 - 2017 | Budget Estimates 2017 - 2018 | Revised Budget Estimates 2017 - 2018 | Budget Estimates 2018 - 2019 | ALIAS | PARTICULARS | Unaudited Figures For Year 2016 - 2017 | Budget Estimates 2017 - 2018 | Revised Budget Estimates 2017 - 2018 | Budget Estimates 2018 - 2019 |
| | | | | | | | AP11 TOTAL | | | | |
| AR21 | Fees From Students & Colleges | | | | | AP21 | Academic & Activity Expenses | | | | |
| AR21.201 | Academic Receipts - University | | | | | AP21.201 | Academic Expenses | | | | |
| AR21.201.025 | [0208] Alumni Fees Net | | | | | AP21.201.001 | [3325] Admission Expenses | | | | |
| | [6370] Alumni Fee - Gross | | 1,000 | | | AP21.201.002 | [3326] Publications | | | | |
| | [6371] Less : 100 % Transfer To University | 750 | 1,000 | | | AP21.201.011 | [3335] Prospectus Expenses | | 2,000 | 1,500 | 2,000 |
| AR21.201.027 | [0210] Centenary Fees Net | | | | | AP21.201.012 | [3336] Forms Expenses | | | | |
| | [6374] Subject Association Fees - Gross | 750 | 1,000 | 950 | 1,000 | | | | | | |
| | [6375] Less : 100 % Transfer To University | 130 | 200 | 950 | 1,000 | | | | | | |
| AR21.201.029 | [0212] Calandar Fee Net | | | | | | | | | | |
| | [6376] Calender Fees -Gross | 450 | 600 | | | | | | | | |
| | [6377] Less 100% Transfer To University | 1,855 | 1,325 | | | | | | | | |
| | AR21.201 TOTAL | | | | | | AP21.201 TOTAL | | 2,000 | 1,500 | 2,000 |
| AR21.202 | Academic Receipts -Institution | | | | | AP21.202 | Activity Expenses | | | | |
| AR21.202.001 | [0220] Admission Fee | 3,450 | 4,600 | 4,370 | 4,600 | AP21.202.001 | [3355] Gymkhana Expenses | | 3,000 | 1,000 | 3,000 |
| AR21.202.002 | [0221] Tuition Fee | 13,000 | 20,000 | 14,000 | 20,000 | AP21.202.007 | [3361] Arts & Painting Expenses | 2,000 | 12,000 | 6,400 | 18,000 |
| AR21.202.003 | [0222] Computer Training Fee | | | | | AP21.202.011 | [3365] Educational Tour Expenses | | | 1,000 | 3,000 |
| AR21.202.004 | [0223] Identity Card Fee | 525 | 700 | 665 | 700 | AP21.202.034 | [3388] Awards & Prizes | | 3,500 | 3,500 | 3,500 |
| | [0224] Diary Fee - Gross | 750 | 1,000 | | | | | | | | |
| | [0225] Diary Fee - Less : 100% Transfer To University | 750 | 1,000 | | | | | | | | |
| AR21.202.005 | [0226] Diary Fee - Net | | | | | | | | | | |
| | [0227] E-Suvidha Fee - Gross | 750 | 1,000 | 950 | 1,000 | | | | | | |
| | [0228] E-Suvidha - Less : 100% Transfer To University | 750 | 1,000 | 950 | 1,000 | | | | | | |
| AR21.202.006 | [0229] E-Suvidha - Net | | | | | | | | | | |
| | [0230] Students Welfare Fee - Gross | 1,125 | 1,500 | 1,425 | 1,500 | | | | | | |
| | [0231] Students Welfare Fee -Less : Transfer To University | 1,125 | 1,500 | 1,425 | 1,500 | | | | | | |
| AR21.202.007 | [0232] Students Welfare Fee - Net | | | | | | | | | | |
| | [0233] Medical Fee - Gross | 525 | 700 | 665 | 700 | | | | | | |
| | [0234] Medical Fee-Less : Transfer To University | 525 | 700 | 665 | 700 | | | | | | |
| AR21.202.008 | [0235] Medical Fee - Net | | | | | | | | | | |
| | [0236] Sports Fee - Gross | 1,500 | 2,000 | 1,900 | 2,000 | | | | | | |
| | [0237] Sports Fee -Less : Transfer To University | 1,500 | 2,000 | 1,900 | 2,000 | | | | | | |
| AR21.202.009 | [0238] Sports Fee - Net | | | | | | | | | | |
| | [0239] Disaster Management Fee - Gross | 130 | 200 | 160 | 200 | | | | | | |

| RECEIPTS | | | | | | EXPENDITURE | | | | | |
|--------------|--|--|------------------------------|--------------------------------------|------------------------------|--------------|-----------------------------|--|------------------------------|--------------------------------------|------------------------------|
| ALIAS | PARTICULARS | Unaudited Figures For Year 2016 - 2017 | Budget Estimates 2017 - 2018 | Revised Budget Estimates 2017 - 2018 | Budget Estimates 2018 - 2019 | ALIAS | PARTICULARS | Unaudited Figures For Year 2016 - 2017 | Budget Estimates 2017 - 2018 | Revised Budget Estimates 2017 - 2018 | Budget Estimates 2018 - 2019 |
| AR21.202.010 | [0240] Disaster Management Fee -Less : 100% Transfer To University [0241] Disaster Management Fee - Net | 130 | 200 | 160 | 200 | | | | | | |
| | [0242] Ashwamedh/ Avishkar/ Indradhanushya Fee - Gross | 450 | 600 | 570 | 600 | | | | | | |
| | [0243] Ashwamedh/ Avishkar/ Indradhanushya Fee -Less : 100% Transfer To University | 450 | 600 | 570 | 600 | | | | | | |
| AR21.202.011 | [0244] Ashwamedh/ Avishkar/ Indradhanushya Fee - Net | | | | | | | | | | |
| | [0245] Eligibility Fee -Gross | 1,855 | 1,325 | 2,355 | 2,650 | | | | | | |
| | [0246] Eligibility Fee -Less : 100% Transfer To University | 1,855 | 1,325 | 2,355 | 2,650 | | | | | | |
| AR21.202.012 | [0247] Eligibility Fee -Net | | | | | | | | | | |
| | [0248] Enrolment Fee - Gross | 2,120 | 2,650 | 1,855 | 2,650 | | | | | | |
| | [0249] Enrolment Fee - Less : 100% Transfer To University | 2,120 | 2,650 | 1,855 | 2,650 | | | | | | |
| AR21.202.013 | [0250] Enrolment Fee - Net | | | | | | | | | | |
| | [0251] Examinations - Gross | 20,800 | 32,000 | 25,600 | 32,000 | | | | | | |
| | [0252] Examinations -Less :Transfer To University | 20,800 | 32,000 | 25,600 | 32,000 | | | | | | |
| AR21.202.014 | [0253] Examinations Fee- Net | | | | | | | | | | |
| | [0254] Practical Examination Fees - Gross | 10,000 | 20,000 | 18,000 | 20,000 | | | | | | |
| | [6300] Practical Examinations Fee-Less : Transfer To University | 10,000 | | 18,000 | 20,000 | | | | | | |
| AR21.202.015 | [6301] Practical Examinations Fee - Net | | | | | | | | | | |
| | [6302] Other Examination Fee - Gross | 750 | 1,500 | 18,000 | 20,000 | | | | | | |
| | [6340] Other Examination Fee -Less : Transfer To University | 750 | | 18,000 | 20,000 | | | | | | |
| AR21.202.016 | [6303] Other Examinations Fee - Net | | 1,500 | | | | | | | | |
| | [6304] Convocation Fee - Gross | 1,875 | 4,500 | 3,375 | 3,750 | | | | | | |
| | [6305] Convocation Fee -Less : 100% Transfer To University | 1,875 | 4,500 | 3,375 | 3,750 | | | | | | |
| AR21.202.017 | [6306] Convocation Fee - Net | | | | | | | | | | |
| | [6307] Library Fee - Gross | 13,000 | 20,000 | 14,000 | 20,000 | | | | | | |
| | [6308] Library Fee -Less : 100% Transfer To University Library | 13,000 | 20,000 | 14,000 | 20,000 | | | | | | |
| AR21.202.023 | [6320] Passing Certificate Fee | | | 1,350 | 1,500 | | | | | | |
| | AR21.202 TOTAL | 16,975 | 26,800 | 20,385 | 26,800 | | AP21.202 TOTAL | 2,000 | 18,500 | 11,900 | 27,500 |
| AR21.203 | Activity Fees | | | | | AP21.203 | Examination Expenses | | | | |
| AR21.203.001 | [0260] Gymkhana Fee | 6,500 | 10,000 | 7,000 | 10,000 | AP21.203.001 | [3470] Printing | | 11,000 | | |
| AR21.203.002 | [0261] Laboratory Fee | 65,000 | 80,000 | 76,000 | 80,000 | AP21.203.002 | [3471] Stationery | | 4,000 | | |

| RECEIPTS | | | | | | EXPENDITURE | | | | | |
|--------------|---|--|------------------------------|--------------------------------------|------------------------------|--------------|---|--|------------------------------|--------------------------------------|------------------------------|
| ALIAS | PARTICULARS | Unaudited Figures For Year 2016 - 2017 | Budget Estimates 2017 - 2018 | Revised Budget Estimates 2017 - 2018 | Budget Estimates 2018 - 2019 | ALIAS | PARTICULARS | Unaudited Figures For Year 2016 - 2017 | Budget Estimates 2017 - 2018 | Revised Budget Estimates 2017 - 2018 | Budget Estimates 2018 - 2019 |
| AR21.203.003 | [0262] Laboratory Breakages | | | | | AP21.203.003 | [3472] Printing Of Answer Books | | 500 | | |
| AR21.203.004 | [0263] Internship Fee | 2,500 | 5,000 | 4,500 | 5,000 | AP21.203.004 | [3473] Printing Of Question Papers | | | | |
| AR21.203.009 | [0268] Dissertation Fee | 1,250 | 2,500 | 2,250 | 2,500 | AP21.203.005 | [3474] Ph.D Remuneration Expenses | | | | |
| AR21.203.025 | [0284] Training Charges | | | | | AP21.203.008 | [3477] Convocation Expenses | | | | |
| AR21.203.068 | [0327] Annual Miscell Aneous | | | | | AP21.203.009 | [3478] Dissertation Expenses | | | | |
| AR21.203.096 | [0355] Insurance Fees | 220 | 220 | 220 | 220 | AP21.203.010 | [3479] Post & Courier Charges | | | | |
| AR21.203.099 | [0358] Education Tour Fees | | | | | AP21.203.011 | [3480] Travelling Expenses For Exam. | 115 | 300 | | |
| | | | | | | AP21.203.012 | [3481] Admission Test Expenses | | | | |
| | | | | | | AP21.203.013 | [3482] Paper Setting | | | | |
| | | | | | | AP21.203.014 | [3483] Evaluation | | | | |
| | | | | | | AP21.203.015 | [3484] Practical Examination | 3,850 | 4,000 | 18,000 | 20,000 |
| | | | | | | AP21.203.016 | [3485] Vigilance Squad Expenses | | | | |
| | | | | | | AP21.203.018 | [3487] Other Contingent Expenses | | 1,000 | | |
| | | | | | | AP21.203.019 | [3488] Semester Examination Exp | | | | |
| | AR21.203 TOTAL | 75,470 | 97,720 | 89,970 | 97,720 | | AP21.203 TOTAL | 3,965 | 20,800 | 18,000 | 20,000 |
| | | | | | | AP21.206 | Seminars & Conferences | | | | |
| | | | | | | AP21.206.001 | [3515] Seminar Publication | | 5,000 | 3,000 | |
| | | | | | | | AP21.206 TOTAL | | 5,000 | 3,000 | |
| AR21.207 | Other Fee | | | | | | | | | | |
| AR21.207.002 | [0412] Fine/ Miscellaneous Fee | 2,250 | 3,000 | 2,850 | 3,000 | | | | | | |
| AR21.207.006 | [0416] Annual Field Work/ Educational/ Industrial Visit Fee | 7,500 | 10,000 | 9,500 | 10,000 | | | | | | |
| | AR21.207 TOTAL | 9,750 | 13,000 | 12,350 | 13,000 | | | | | | |
| | | | | | | AP21.209 | Students' Welfare , Sports & Cultural Activitvies Expenses | | | | |
| | | | | | | AP21.209.001 | [3550] Annual Social /Cultural | 1,000 | 2,000 | 2,000 | 5,000 |
| | | | | | | AP21.209.013 | [3562] Workshops & Seminars Expenses | | | 10,000 | 10,000 |
| | | | | | | | AP21.209 TOTAL | 1,000 | 2,000 | 12,000 | 15,000 |
| AR21.210 | Ph. D. Fee | | | | | | | | | | |
| | [6362] Laboratory Deposit - Less : Refund To Students | 5,000 | 5,000 | 5,000 | 5,000 | | | | | | |
| | AR21.210 TOTAL | | | | | | | | | | |
| | AR21 TOTAL | 1,02,195 | 1,37,520 | 1,22,705 | 1,37,520 | | AP21 TOTAL | 6,965 | 48,300 | 46,400 | 64,500 |
| | | | | | | AP22 | Administrative & General Expenses | | | | |
| | | | | | | AP22.201 | Administrative Expenses | | | | |
| | | | | | | AP22.201.001 | [3601] Advertisement And Publicity | | 1,000 | 270 | 500 |
| | | | | | | AP22.201.002 | [3602] Printing | 950 | 1,000 | 100 | 1,000 |
| | | | | | | AP22.201.003 | [3603] Stationery | 1,330 | 2,000 | 1,880 | 1,000 |
| | | | | | | AP22.201.004 | [3604] Paper For Printing | | | | |

| RECEIPTS | | | | | | EXPENDITURE | | | | | |
|--------------|---|---|------------------------------------|---|------------------------------------|--------------|---|---|------------------------------------|---|------------------------------------|
| ALIAS | PARTICULARS | Unaudited Figures For Year 2016 - 2017 | Budget Estimates 2017 - 2018 | Revised Budget Estimates 2017 - 2018 | Budget Estimates 2018 - 2019 | ALIAS | PARTICULARS | Unaudited Figures For Year 2016 - 2017 | Budget Estimates 2017 - 2018 | Revised Budget Estimates 2017 - 2018 | Budget Estimates 2018 - 2019 |
| | | | | | | AP22.201.005 | [3605] Xeroxing Charges | 1,200 | 2,000 | 250 | 1,000 |
| | | | | | | AP22.201.006 | [3606] Electricity And Power | | | | |
| | | | | | | AP22.201.007 | [3607] Telephone And Internet Charges | | | 8,570 | 9,000 |
| | | | | | | AP22.201.008 | [3608] Postage , Telegram & Courier Charges | 90 | 500 | | 500 |
| | | | | | | AP22.201.011 | [3611] Meeting Expenses | 350 | 800 | 1,120 | 800 |
| | | | | | | AP22.201.016 | [3616] Sanitary Materials | 400 | 1,000 | 200 | 500 |
| | | | | | | AP22.201.022 | [3622] Bank Charges | 340 | 800 | 350 | 800 |
| | | | | | | AP22.201.023 | [3623] Miscellaneous Expenses | | | | |
| | | | | | | AP22.201.024 | [3624] Statutory Audit Charges | 5,000 | 5,000 | 2,000 | 5,000 |
| | | | | | | AP22.201.025 | [3625] Internal Audit Charges | 5,000 | 5,000 | | 5,000 |
| | | | | | | AP22.201.028 | [3628] Outsourcing Account Work | 5,000 | | | |
| | | | | | | | AP22.201 TOTAL | 19,660 | 19,100 | 14,740 | 25,100 |
| | | | | | | AP22.202 | Travelling And Transportation Expenses | | | | |
| | | | | | | AP22.202.001 | [3645] Ta/Da Expenses Staff | 150 | 400 | 2,090 | 1,000 |
| | | | | | | AP22.202.002 | [3646] Ta/Da Expenses Meeting | 330 | 1,000 | 720 | 1,000 |
| | | | | | | AP22.202.003 | [3647] Vehicle Hire Charges | | | | |
| | | | | | | | AP22.202 TOTAL | 480 | 1,400 | 2,810 | 2,000 |
| | | | | | | AP22.203 | Insurance & Taxes | | | | |
| | | | | | | AP22.203.001 | [3655] Insurance | | 500 | 200 | 200 |
| | | | | | | | AP22.203 TOTAL | | 500 | 200 | 200 |
| | | | | | | AP22.204 | Outsource Services | | | | |
| | | | | | | AP22.204.001 | [3665] House Keeping Services | | 5,000 | | |
| | | | | | | | AP22.204 TOTAL | | 5,000 | | |
| | | | | | | AP22.205 | Repairs And Maintenance | | | | |
| | | | | | | AP22.205.002 | [3676] Maintenance Of Furniture & Fixture | 500 | 1,500 | | 500 |
| | | | | | | AP22.205.005 | [3679] Maintenance Of Software | | 2,000 | 2,240 | 1,000 |
| | | | | | | AP22.205.030 | [3704] Maintenance Of Computer | | 5,000 | 7,670 | 5,000 |
| | | | | | | | AP22.205 TOTAL | 500 | 8,500 | 9,910 | 6,500 |
| | | | | | | | AP22 TOTAL | 20,640 | 34,500 | 27,660 | 33,800 |
| AR31 | Salary Grants | | | | | AP31 | Staff Payments & Benefits | | | | |
| AR31.201 | State Government- Salary Grants (Non Teaching /Teaching Staff Under Sps) | | | | | AP31.201 | Aided Salaries (Teaching Staff Approved Under Sps) | | | | |
| AR31.201.001 | [0485] Salary Grant | 12,22,700 | 21,82,783 | 4,46,300 | 8,40,000 | AP31.201.001 | [3750] Pay & Allowances | 10,77,700 | 19,00,000 | 2,97,100 | 7,20,000 |
| | | | | | | AP31.201.002 | [3751] Clock Hour Basis / Consolidated | 1,45,000 | 2,00,000 | 1,49,200 | 1,20,000 |
| | | | | | | AP31.201.003 | [3752] Vacant Posts | | | | |
| | | | | | | | AP31.201 TOTAL | 12,22,700 | 21,00,000 | 4,46,300 | 8,40,000 |
| AR31.203 | SALARY FROM UNIVRSITY FUND | | | | | | | | | | |
| AR31.203.001 | [0510] Salary From University Fund | | | | | | | | | | |

| RECEIPTS | | | | | | EXPENDITURE | | | | | |
|--------------|---|--|------------------------------|--------------------------------------|------------------------------|--------------|-------------------------------------|--|------------------------------|--------------------------------------|------------------------------|
| ALIAS | PARTICULARS | Unaudited Figures For Year 2016 - 2017 | Budget Estimates 2017 - 2018 | Revised Budget Estimates 2017 - 2018 | Budget Estimates 2018 - 2019 | ALIAS | PARTICULARS | Unaudited Figures For Year 2016 - 2017 | Budget Estimates 2017 - 2018 | Revised Budget Estimates 2017 - 2018 | Budget Estimates 2018 - 2019 |
| | AR31.203 TOTAL | | | | | AP31.205 | Un Aided Non Teaching | | | | |
| | | | | | | AP31.205.008 | [3807] Temp. Non Teaching Staff | | | | |
| | AR31 TOTAL | 12,22,700 | 21,82,783 | 4,46,300 | 8,40,000 | | AP31.205 TOTAL | | | | |
| | | | | | | | AP31 TOTAL | 12,22,700 | 21,00,000 | 4,46,300 | 8,40,000 |
| AR32 | Other Income | | | | | | | | | | |
| AR32.202 | Interest On Saving Accounts | | | | | | | | | | |
| AR32.202.001 | [0520] Interest On Saving Bank Account | 3,782 | 4,000 | 8,380 | 3,000 | | | | | | |
| | AR32.202 TOTAL | 3,782 | 4,000 | 8,380 | 3,000 | | | | | | |
| | AR32 TOTAL | 3,782 | 4,000 | 8,380 | 3,000 | | | | | | |
| AR33 | Income From Investments | | | | | | | | | | |
| AR33.201 | Investments From Earnmarked/Endowment Fund | | | | | | | | | | |
| AR33.201.007 | [0617] Interest On Term Deposits With Bank | 8,000 | 15,000 | 2,000 | 2,000 | | | | | | |
| | AR33.201 TOTAL | 8,000 | 15,000 | 2,000 | 2,000 | | | | | | |
| | AR33 TOTAL | 8,000 | 15,000 | 2,000 | 2,000 | | | | | | |
| | Sector A TOTAL | 13,38,552 | 23,41,803 | 5,81,760 | 9,85,020 | | Sector A TOTAL | 12,50,305 | 21,82,800 | 5,20,360 | 9,83,300 |
| Sector B | Agency Budget | | | | | Sector B | Agency Budget | | | | |
| BR05 | Grant-In-Aid U G C - Capital | | | | | | | | | | |
| BR05.105 | University Library | | | | | | | | | | |
| BR05.105.003 | [1007] Purchase Of Equipments | | | | | | | | | | |
| | BR05.105 TOTAL | | | | | | | | | | |
| | BR05 TOTAL | | | | | | | | | | |
| | Sector B TOTAL | | | | | | Sector B TOTAL | | | | |
| Sector D | Deposits And Advances Budget | | | | | Sector D | Deposits And Advances Budget | | | | |
| DR01 | Students Related Deposits | | | | | DP01 | Students Related Deposits | | | | |
| DR01.301 | Library Deposit | | | | | DP01.301 | Library Deposit | | | | |
| DR01.301.001 | [2105] Receipts Of Deposit | 15,000 | 15,000 | 15,000 | 15,000 | DP01.301.001 | [5291] Refund Of Deposit | 15,000 | 15,000 | 15,000 | 15,000 |
| | DR01.301 TOTAL | 15,000 | 15,000 | 15,000 | 15,000 | | DP01.301 TOTAL | 15,000 | 15,000 | 15,000 | 15,000 |
| DR01.302 | Laboratory Deposit | | | | | DP01.302 | Laboratory Deposit | | | | |
| DR01.302.001 | [2110] Receipts Of Deposit | 5,000 | 5,000 | 5,000 | 5,000 | DP01.302.001 | [5295] Refund Of Deposit | 5,000 | 5,000 | 5,000 | 5,000 |
| | DR01.302 TOTAL | 5,000 | 5,000 | 5,000 | 5,000 | | DP01.302 TOTAL | 5,000 | 5,000 | 5,000 | 5,000 |
| DR01.306 | Caution Maoney Deposit | | | | | DP01.306 | Caution Maoney Deposit | | | | |
| DR01.306.001 | [2171] Caution Money Deposit(refund) | 1,000 | 1,000 | 1,000 | 1,000 | DP01.306.001 | [5315] Refund Of Deposit | 1,000 | 1,000 | 1,000 | 1,000 |

| RECEIPTS | | | | | | EXPENDITURE | | | | | |
|----------|-------------------------|---|------------------------------------|---|------------------------------------|-------------|-------------------------|---|------------------------------------|---|------------------------------------|
| ALIAS | PARTICULARS | Unaudited Figures For Year 2016 - 2017 | Budget Estimates 2017 - 2018 | Revised Budget Estimates 2017 - 2018 | Budget Estimates 2018 - 2019 | ALIAS | PARTICULARS | Unaudited Figures For Year 2016 - 2017 | Budget Estimates 2017 - 2018 | Revised Budget Estimates 2017 - 2018 | Budget Estimates 2018 - 2019 |
| | <i>DR01.306 TOTAL</i> | 1,000 | 1,000 | 1,000 | 1,000 | | <i>DP01.306 TOTAL</i> | 1,000 | 1,000 | 1,000 | 1,000 |
| | DR01 TOTAL | 21,000 | 21,000 | 21,000 | 21,000 | | DP01 TOTAL | 21,000 | 21,000 | 21,000 | 21,000 |
| | Sector D TOTAL | 21,000 | 21,000 | 21,000 | 21,000 | | Sector D TOTAL | 21,000 | 21,000 | 21,000 | 21,000 |
| | 0384 Aided Total | 13,59,552 | 23,62,803 | 6,02,760 | 10,06,020 | | 0384 Aided Total | 12,71,305 | 22,03,800 | 5,41,360 | 10,04,300 |



0385 - Department Of Music, Churchgate, Mumbai (Aided)

(Old Aided Code : 0413)

| RECEIPTS | | | | | | EXPENDITURE | | | | | |
|--------------|---|---|------------------------------------|---|------------------------------------|--------------|---|---|------------------------------------|---|------------------------------------|
| ALIAS | PARTICULARS | Unaudited Figures For Year 2016 - 2017 | Budget Estimates 2017 - 2018 | Revised Budget Estimates 2017 - 2018 | Budget Estimates 2018 - 2019 | ALIAS | PARTICULARS | Unaudited Figures For Year 2016 - 2017 | Budget Estimates 2017 - 2018 | Revised Budget Estimates 2017 - 2018 | Budget Estimates 2018 - 2019 |
| Sector A | Capital And Revenue Receipt / Expenditure Budget | | | | | Sector A | Capital And Revenue Receipt / Expenditure Budget | | | | |
| | | | | | | AP03 | Furniture & Fixtures | | | | |
| | | | | | | AP03.101 | Purchase Of Furniture & Fixtures | | | | |
| | | | | | | AP03.101.001 | [3065] Purchase Of Furniture | | 25,000 | 45,000 | |
| | | | | | | AP03.101.010 | [3064] Purchase Of Computer Tables & Storewells | | | | |
| | | | | | | | AP03.101 TOTAL | | 25,000 | 45,000 | |
| | | | | | | | AP03 TOTAL | | 25,000 | 45,000 | |
| | | | | | | AP04 | Equipments | | | | |
| | | | | | | AP04.101 | Purchase Of Equipments | | | | |
| | | | | | | AP04.101.011 | [3095] Purchase Of Xerox Machine | | | | |
| | | | | | | AP04.101.014 | [3098] Purchase Of Harmonium & Tabla - Music | | 60,000 | | 20,000 |
| | | | | | | AP04.101.018 | [3102] Purchase Of Vaccum Cleaner | | | | |
| | | | | | | AP04.101.023 | [3107] Purchase Of Scanner | | 10,000 | | |
| | | | | | | AP04.101.028 | [3112] Purchase Of Codless Mike | | | | |
| | | | | | | | AP04.101 TOTAL | | 70,000 | | 20,000 |
| | | | | | | | AP04 TOTAL | | 70,000 | | 20,000 |
| | | | | | | AP07 | Books & Journals | | | | |
| | | | | | | AP07.101 | Purchase Of Books & Journals | | | | |
| | | | | | | AP07.101.001 | [3155] Purchase Of Books & Journals | | | | |
| | | | | | | | AP07.101 TOTAL | | | | |
| | | | | | | | AP07 TOTAL | | | | |
| | | | | | | AP09 | Hardware & Peripherals | | | | |
| | | | | | | AP09.101 | Development Exp. | | | | |
| | | | | | | AP09.101.001 | [3200] Purchase Of Computer | | | | |
| | | | | | | | AP09.101 TOTAL | | | | |
| | | | | | | | AP09 TOTAL | | | | |
| AR10 | Other Development Receipts | | | | | | | | | | |
| AR10.101 | Development Fees | | | | | | | | | | |
| AR10.101.001 | [0111] Development Fees From Student - Institute Share | 3,250 | 5,000 | 3,500 | 5,000 | | | | | | |

| RECEIPTS | | | | | | EXPENDITURE | | | | | |
|--------------|--|--|------------------------------|--------------------------------------|------------------------------|--------------|---|--|------------------------------|--------------------------------------|------------------------------|
| ALIAS | PARTICULARS | Unaudited Figures For Year 2016 - 2017 | Budget Estimates 2017 - 2018 | Revised Budget Estimates 2017 - 2018 | Budget Estimates 2018 - 2019 | ALIAS | PARTICULARS | Unaudited Figures For Year 2016 - 2017 | Budget Estimates 2017 - 2018 | Revised Budget Estimates 2017 - 2018 | Budget Estimates 2018 - 2019 |
| | [0112] Development Fees From Student-University Share | 3,250 | 5,000 | 3,500 | 5,000 | | | | | | |
| | [0113] Development Fee | 6,500 | 10,000 | 7,000 | 10,000 | | | | | | |
| | AR10.101 TOTAL | 3,250 | 5,000 | 3,500 | 5,000 | | | | | | |
| | AR10 TOTAL | 3,250 | 5,000 | 3,500 | 5,000 | | | | | | |
| AR21 | Fees From Students & Colleges | | | | | AP21 | Academic & Activity Expenses | | | | |
| AR21.201 | Academic Receipts - University | | | | | AP21.201 | Academic Expenses | | | | |
| AR21.201.025 | [0208] Alumni Fees Net | | | | | AP21.201.002 | [3326] Publications | | 10,000 | 10,000 | 10,000 |
| | [6370] Alumni Fee - Gross | 1,400 | 2,000 | 900 | 2,000 | AP21.201.003 | [3327] Field Work/Participation | | 10,000 | | 1,000 |
| | [6371] Less : 100 % Transfer To University | 1,400 | 2,000 | 900 | 2,000 | AP21.201.004 | [3328] Student Welfare Expenses/ Student Council Expenses | | 5,000 | | 2,000 |
| AR21.201.027 | [0210] Centenary Fees Net | | | | | AP21.201.011 | [3335] Prospectus Expenses | | 5,000 | | 2,000 |
| | [6372] Centenary Fees - Gross | | | | | | | | | | |
| | [6373] Less :100 % Transfer To Univaersity | | | | | | | | | | |
| AR21.201.029 | [0212] Calandar Fee Net | | | | | | | | | | |
| | [6376] Calender Fees -Gross | 780 | 1,200 | | | | | | | | |
| | [6377] Less 100% Transfer To University | 800 | 1,200 | | | | | | | | |
| | AR21.201 TOTAL | | | | | | AP21.201 TOTAL | | 30,000 | 10,000 | 15,000 |
| AR21.202 | Academic Receipts -Institution | | | | | AP21.202 | Activity Expenses | | | | |
| AR21.202.001 | [0220] Admision Fee | 6,365 | 9,200 | 6,440 | 9,200 | AP21.202.001 | [3355] Gymkhana Expenses | | 10,000 | 10,000 | 20,000 |
| AR21.202.002 | [0221] Tution Fee | 92,500 | 40,000 | 28,000 | 40,000 | AP21.202.008 | [3362] Music Lab.Expenses | 40,000 | 60,000 | 60,000 | 45,000 |
| AR21.202.003 | [0222] Computer Training Fee | 7,650 | 12,000 | 8,400 | 12,000 | AP21.202.011 | [3365] Educational Tour Expenses | | | | |
| AR21.202.004 | [0223] Identity Card Fee | 893 | 1,400 | 980 | 1,400 | AP21.202.012 | [3366] Field Visit Expenses | | 2,000 | 2,000 | 1,000 |
| | [0224] Diary Fee - Gross | 1,300 | 2,000 | | | AP21.202.013 | [3367] Phd Expenses | | | | |
| | [0225] Diary Fee - Less : 100% Transfer To University | 1,300 | 2,000 | | | AP21.202.019 | [3373] Teaching Aid & Accessories Expenses | | 3,000 | | |
| AR21.202.005 | [0226] Diary Fee - Net | | | | | AP21.202.020 | [3374] Internship Expenses | | 5,000 | | 3,000 |
| | [0227] E-Suvidha Fee - Gross | 1,300 | 2,000 | 1,400 | 2,000 | AP21.202.024 | [3378] Project Work Expenses | | 2,000 | | 2,000 |
| | [0228] E-Suvidha - Less : 100% Transfer To University | 1,300 | 2,000 | 1,400 | 2,000 | AP21.202.030 | [3384] Binding Charges | | 2,000 | | 1,000 |
| AR21.202.006 | [0229] E-Suvidha - Net | | | | | AP21.202.031 | [3385] Mike Charges Expenses | | 30,000 | | 15,000 |
| | [0230] Students Welfare Fee - Gross | 1,950 | 3,000 | 2,100 | 3,000 | AP21.202.039 | [3392] Naac Expenses | | | | |
| | [0231] Students Welfare Fee -Less : Transfer To University | 1,950 | 3,000 | 2,100 | 3,000 | | | | | | |
| AR21.202.007 | [0232] Students Welfare Fee - Net | | | | | | | | | | |
| | [0233] Medical Fee - Gross | 910 | 1,400 | 980 | 1,400 | | | | | | |
| | [0234] Medical Fee-Less : Transfer To University | 910 | 1,400 | 980 | 1,400 | | | | | | |
| AR21.202.008 | [0235] Medical Fee - Net | | | | | | | | | | |
| | [0236] Sports Fee - Gross | 2,600 | 4,000 | 2,800 | 4,000 | | | | | | |

| RECEIPTS | | | | | | EXPENDITURE | | | | | |
|--------------|--|--|------------------------------|--------------------------------------|------------------------------|-------------|-------------|--|------------------------------|--------------------------------------|------------------------------|
| ALIAS | PARTICULARS | Unaudited Figures For Year 2016 - 2017 | Budget Estimates 2017 - 2018 | Revised Budget Estimates 2017 - 2018 | Budget Estimates 2018 - 2019 | ALIAS | PARTICULARS | Unaudited Figures For Year 2016 - 2017 | Budget Estimates 2017 - 2018 | Revised Budget Estimates 2017 - 2018 | Budget Estimates 2018 - 2019 |
| AR21.202.009 | [0237] Sports Fee -Less : Transfer To University [0238] Sports Fee - Net | 2,600 | 4,000 | 2,800 | 4,000 | | | | | | |
| | [0239] Disaster Management Fee - Gross | 260 | 400 | 280 | 400 | | | | | | |
| | [0240] Disaster Management Fee -Less : 100% Transfer To University | 260 | 400 | 280 | 400 | | | | | | |
| AR21.202.010 | [0241] Disaster Management Fee - Net | | | | | | | | | | |
| | [0242] Ashwamedh/ Avishkar/ Indradhanushya Fee - Gross | 780 | 1,200 | 840 | 1,200 | | | | | | |
| | [0243] Ashwamedh/ Avishkar/ Indradhanushya Fee -Less : 100% Transfer To University | 780 | 1,200 | 840 | 1,200 | | | | | | |
| AR21.202.011 | [0244] Ashwamedh/ Avishkar/ Indradhanushya Fee - Net | | | | | | | | | | |
| | [0245] Eligibility Fee -Gross | 2,120 | 2,650 | 3,180 | 2,650 | | | | | | |
| | [0246] Eligibility Fee -Less : 100% Transfer To University | 2,120 | 2,650 | 3,180 | 2,650 | | | | | | |
| AR21.202.012 | [0247] Eligibility Fee -Net | | | | | | | | | | |
| | [0248] Enrolment Fee - Gross | 3,180 | 5,300 | 5,035 | 5,300 | | | | | | |
| | [0249] Enrolment Fee - Less : 100% Transfer To University | 3,180 | 5,300 | 5,035 | 5,300 | | | | | | |
| AR21.202.013 | [0250] Enrolment Fee - Net | | | | | | | | | | |
| | [0251] Examinations - Gross | 4,800 | 64,000 | 44,800 | 64,000 | | | | | | |
| | [0252] Examinations -Less :Transfer To University | 4,800 | 64,000 | 44,800 | 64,000 | | | | | | |
| AR21.202.014 | [0253] Examinations Fee- Net | | | | | | | | | | |
| | [0254] Practical Examination Fees - Gross | 17,850 | 28,000 | 19,600 | 28,000 | | | | | | |
| | [6300] Practical Examinations Fee-Less : Transfer To University | 17,850 | 28,000 | 19,600 | 28,000 | | | | | | |
| AR21.202.015 | [6301] Practical Examinations Fee - Net | | | | | | | | | | |
| | [6304] Convocation Fee - Gross | 6,300 | 9,000 | 4,050 | 9,000 | | | | | | |
| | [6305] Convocation Fee -Less : 100% Transfer To University | 6,300 | 9,000 | 4,050 | 9,000 | | | | | | |
| AR21.202.017 | [6306] Convocation Fee - Net | | | | | | | | | | |
| | [6307] Library Fee - Gross | 26,000 | 40,000 | 28,000 | 40,000 | | | | | | |
| | [6308] Library Fee -Less : 100% Transfer To University Library | 26,000 | 40,000 | 28,000 | 40,000 | | | | | | |
| AR21.202.018 | [6309] Library Fee - Net | | | | | | | | | | |
| | [6318] Passing Certificate Fee - Gross | 2,100 | | 1,350 | 2,850 | | | | | | |
| | [6319] Passing Certificate Fee -Less : 100% Transfer To University | 2,100 | | 1,350 | 2,850 | | | | | | |
| AR21.202.023 | [6320] Passing Certificate Fee | | | | | | | | | | |
| | [6327] Association Fee - Gross | 1,300 | 2,000 | 1,400 | 2,000 | | | | | | |

| RECEIPTS | | | | | | EXPENDITURE | | | | | |
|--------------|---|--|------------------------------|--------------------------------------|------------------------------|--------------|---|--|------------------------------|--------------------------------------|------------------------------|
| ALIAS | PARTICULARS | Unaudited Figures For Year 2016 - 2017 | Budget Estimates 2017 - 2018 | Revised Budget Estimates 2017 - 2018 | Budget Estimates 2018 - 2019 | ALIAS | PARTICULARS | Unaudited Figures For Year 2016 - 2017 | Budget Estimates 2017 - 2018 | Revised Budget Estimates 2017 - 2018 | Budget Estimates 2018 - 2019 |
| AR21.202.026 | [6328] Association Fee -Less : 100% Transfer To Univ [6329] Association Fee - Net | 1,300 | 2,000 | 1,400 | 2,000 | | | | | | |
| | AR21.202 TOTAL | 1,07,408 | 62,600 | 43,820 | 62,600 | | AP21.202 TOTAL | 40,000 | 1,14,000 | 72,000 | 87,000 |
| AR21.203 | Activity Fees | | | | | AR21.203 | Examination Expenses | | | | |
| AR21.203.001 | [0260] Gymkhana Fee | 12,750 | 20,000 | 14,000 | 20,000 | AR21.203.001 | [3470] Printing | | 3,000 | | |
| AR21.203.007 | [0266] Ph. D. Fee | 1,50,000 | 2,00,000 | 40,000 | 71,500 | AR21.203.002 | [3471] Stationery | | 5,000 | | |
| AR21.203.021 | [0280] Music Lab Fees | 12,650 | 60,000 | 42,000 | 60,000 | AR21.203.003 | [3472] Printing Of Answer Books | | | | |
| AR21.203.023 | [0282] Department Activity Fee | 15,000 | | | | AR21.203.004 | [3473] Printing Of Question Papers | | 2,000 | | |
| AR21.203.055 | [0314] Computer Lab Fees | | | 14,000 | 20,000 | AR21.203.005 | [3474] Ph.D Remuneration Expenses | | 6,000 | | |
| AR21.203.096 | [0355] Insurance Fees | 572 | 880 | 616 | 880 | AR21.203.006 | [3475] Examination Remuneration | | 3,000 | | |
| | | | | | | AR21.203.007 | [3476] Marksheet Expenses | | | | |
| | | | | | | AR21.203.010 | [3479] Post & Courier Charges | | | | |
| | | | | | | AR21.203.011 | [3480] Travelling Expenses For Exam. | | 500 | | |
| | | | | | | AR21.203.012 | [3481] Admission Test Expenses | | | | |
| | | | | | | AR21.203.013 | [3482] Paper Setting | | | | |
| | | | | | | AR21.203.015 | [3484] Practical Examination | | 8,000 | | |
| | | | | | | AR21.203.018 | [3487] Other Contingent Expenses | | 4,000 | | |
| | AR21.203 TOTAL | 1,90,972 | 2,80,880 | 1,10,616 | 1,72,380 | | AP21.203 TOTAL | | 31,500 | | |
| | | | | | | AR21.206 | Seminars & Conferances | | | | |
| | | | | | | AR21.206.001 | [3515] Seminar Publication | | 10,000 | | |
| | | | | | | AR21.206.002 | [3516] Stationery | | 10,000 | | 20,000 |
| | | | | | | AR21.206.004 | [3518] Memorial Lectures | 2,000 | 10,000 | | 15,000 |
| | | | | | | AR21.206.006 | [3520] Travelling Expenses | | 5,000 | | 25,000 |
| | | | | | | AR21.206.007 | [3521] Books & Journals | | 2,000 | | |
| | | | | | | AR21.206.008 | [3522] Honorarium | | | | 30,000 |
| | | | | | | | AP21.206 TOTAL | 2,000 | 37,000 | | 90,000 |
| AR21.207 | Other Fee | | | | | | | | | | |
| AR21.207.002 | [0412] Fine/ Miscellaneous Fee | 3,825 | 6,000 | 4,200 | 6,000 | | | | | | |
| AR21.207.006 | [0416] Annual Field Work/ Educational/ Industrial Visit Fee | | | | | | | | | | |
| | AR21.207 TOTAL | 3,825 | 6,000 | 4,200 | 6,000 | | | | | | |
| | | | | | | AR21.209 | Students' Welfare , Sports & Cultural Activitvies Expenses | | | | |
| | | | | | | AR21.209.007 | [3556] Co-Curriculum Activity Expenses | | 2,000 | | 2,000 |
| | | | | | | | AP21.209 TOTAL | | 2,000 | | 2,000 |
| | AR21 TOTAL | 3,02,205 | 3,49,480 | 1,58,636 | 2,40,980 | | AP21 TOTAL | 42,000 | 2,14,500 | 82,000 | 1,94,000 |
| | | | | | | AP22 | Administrative & General Expenses | | | | |
| | | | | | | AP22.201 | Administrative Expenses | | | | |

| RECEIPTS | | | | | | EXPENDITURE | | | | | |
|----------|-------------|--|------------------------------|--------------------------------------|------------------------------|--------------|--|--|------------------------------|--------------------------------------|------------------------------|
| ALIAS | PARTICULARS | Unaudited Figures For Year 2016 - 2017 | Budget Estimates 2017 - 2018 | Revised Budget Estimates 2017 - 2018 | Budget Estimates 2018 - 2019 | ALIAS | PARTICULARS | Unaudited Figures For Year 2016 - 2017 | Budget Estimates 2017 - 2018 | Revised Budget Estimates 2017 - 2018 | Budget Estimates 2018 - 2019 |
| | | | | | | AP22.201.001 | [3601] Advertisement And Publicity | | 2,000 | | 1,000 |
| | | | | | | AP22.201.002 | [3602] Printing | 20 | 2,000 | | 1,000 |
| | | | | | | AP22.201.003 | [3603] Stationery | 10,561 | 10,000 | 2,000 | 3,000 |
| | | | | | | AP22.201.004 | [3604] Paper For Printing | | 5,000 | | 2,000 |
| | | | | | | AP22.201.005 | [3605] Xeroxing Charges | 1,201 | 3,000 | 2,000 | 1,500 |
| | | | | | | AP22.201.006 | [3606] Electricity And Power | | | | |
| | | | | | | AP22.201.007 | [3607] Telephone And Internet Charges | 275 | 1,000 | | |
| | | | | | | AP22.201.008 | [3608] Postage , Telegram & Courier Charges | 152 | 2,000 | 1,000 | 500 |
| | | | | | | AP22.201.011 | [3611] Meeting Expenses | | 5,000 | | 500 |
| | | | | | | AP22.201.014 | [3614] News Paper, Periodicals (Magaziens & Journals) | | | | |
| | | | | | | AP22.201.016 | [3616] Sanitary Materials | 1,064 | 1,000 | | 2,000 |
| | | | | | | AP22.201.021 | [3621] Pest Control | | 3,000 | | |
| | | | | | | AP22.201.022 | [3622] Bank Charges | 4,565 | 5,000 | 4,000 | 5,000 |
| | | | | | | AP22.201.023 | [3623] Miscellaneous Expenses | 5,998 | 4,000 | 8,000 | 4,000 |
| | | | | | | AP22.201.024 | [3624] Statutory Audit Charges | | 5,000 | 5,000 | 5,000 |
| | | | | | | AP22.201.025 | [3625] Internal Audit Charges | | 5,000 | 5,000 | 5,000 |
| | | | | | | AP22.201.028 | [3628] Outsourcing Account Work | 5,000 | 5,000 | 5,000 | 5,000 |
| | | | | | | | AP22.201 TOTAL | 28,836 | 58,000 | 32,000 | 35,500 |
| | | | | | | AP22.202 | Travelling And Transportation Expenses | | | | |
| | | | | | | AP22.202.001 | [3645] Ta/Da Expenses Staff | 2,040 | 3,000 | 1,500 | 2,500 |
| | | | | | | AP22.202.004 | [3648] Food Allowance | | | | |
| | | | | | | | AP22.202 TOTAL | 2,040 | 3,000 | 1,500 | 2,500 |
| | | | | | | AP22.203 | Insurance & Taxes | | | | |
| | | | | | | AP22.203.001 | [3655] Insurance | 572 | 880 | 560 | 800 |
| | | | | | | | AP22.203 TOTAL | 572 | 880 | 560 | 800 |
| | | | | | | AP22.204 | Outsource Services | | | | |
| | | | | | | AP22.204.001 | [3665] House Keeping Services | | 5,000 | | |
| | | | | | | AP22.204.005 | [3669] Scanning & Data Entry Work | | 1,000 | | |
| | | | | | | | AP22.204 TOTAL | | 6,000 | | |
| | | | | | | AP22.205 | Repairs And Maintenance | | | | |
| | | | | | | AP22.205.001 | [3675] Maintenance Of Office Equipments | 1,613 | 5,000 | | 1,000 |
| | | | | | | AP22.205.002 | [3676] Maintenance Of Furniture & Fixture | | 3,000 | | |
| | | | | | | AP22.205.003 | [3677] Maintenance Of Electric Installation | | 4,000 | | |
| | | | | | | AP22.205.004 | [3678] Maintenance Of Hardwares | | 2,000 | | |
| | | | | | | AP22.205.007 | [3681] Maintenance Of Telephone | | | | 1,000 |
| | | | | | | AP22.205.011 | [3685] Cleaning Material & Services | | 1,000 | | |
| | | | | | | AP22.205.012 | [3686] Maintenance Of Building | | | | 2,000 |
| | | | | | | AP22.205.030 | [3704] Maintenance Of Computer | | 4,000 | | 2,000 |

| RECEIPTS | | | | | | EXPENDITURE | | | | | |
|--------------|---|--|------------------------------|--------------------------------------|------------------------------|--------------|---|--|------------------------------|--------------------------------------|------------------------------|
| ALIAS | PARTICULARS | Unaudited Figures For Year 2016 - 2017 | Budget Estimates 2017 - 2018 | Revised Budget Estimates 2017 - 2018 | Budget Estimates 2018 - 2019 | ALIAS | PARTICULARS | Unaudited Figures For Year 2016 - 2017 | Budget Estimates 2017 - 2018 | Revised Budget Estimates 2017 - 2018 | Budget Estimates 2018 - 2019 |
| | | | | | | | AP22.205 TOTAL | 1,613 | 19,000 | | 6,000 |
| | | | | | | AP22.206 | Other Expenses | | | | |
| | | | | | | AP22.206.004 | [3713] Hospitality & Sumptuary Expenses | 27,891 | 30,000 | 7,000 | 20,000 |
| | | | | | | AP22.206.008 | [3717] Any Other Contingent Expenses | | 1,000 | | 5,000 |
| | | | | | | | AP22.206 TOTAL | 27,891 | 31,000 | 7,000 | 25,000 |
| | | | | | | | AP22 TOTAL | 60,952 | 1,17,880 | 41,060 | 69,800 |
| AR31 | Salary Grants | | | | | AP31 | Staff Payments & Benefits | | | | |
| AR31.201 | State Government- Salary Grants (Non Teaching /Teaching Staff Under Sps) | | | | | AP31.201 | Aided Salaries (Teaching Staff Approved Under Sps) | | | | |
| AR31.201.001 | [0485] Salary Grant | 27,52,200 | 24,90,000 | 25,16,900 | 27,83,900 | AP31.201.001 | [3750] Pay & Allowances | 18,64,000 | 17,00,000 | 15,45,100 | 16,44,800 |
| AR31.201.002 | [0486] Arrears Of Salary Grants | | | 1,15,400 | 1,00,000 | AP31.201.002 | [3751] Clock Hour Basis / Consolidated | 2,20,000 | 2,40,000 | 2,40,000 | 2,40,000 |
| | | | | | | AP31.201.003 | [3752] Vacant Posts | | | | |
| | AR31.201 TOTAL | 27,52,200 | 24,90,000 | 26,32,300 | 28,83,900 | | AP31.201 TOTAL | 20,84,000 | 19,40,000 | 17,85,100 | 18,84,800 |
| | | | | | | AP31.202 | Aided Non Teaching | | | | |
| | | | | | | AP31.202.001 | [3760] Pay & Allowances | 6,68,200 | 5,50,000 | 8,47,200 | 9,99,100 |
| | | | | | | | AP31.202 TOTAL | 6,68,200 | 5,50,000 | 8,47,200 | 9,99,100 |
| AR31.203 | SALARY FROM UNIVRSITY FUND | | | | | AP31.205 | Un Aided Non Teaching | | | | |
| AR31.203.001 | [0510] Salary From University Fund | 1,80,000 | 1,80,000 | 90,000 | 90,000 | AP31.205.008 | [3807] Temp. Non Teaching Staff | 1,80,000 | 1,80,000 | 90,000 | 90,000 |
| | AR31.203 TOTAL | 1,80,000 | 1,80,000 | 90,000 | 90,000 | | AP31.205 TOTAL | 1,80,000 | 1,80,000 | 90,000 | 90,000 |
| | AR31 TOTAL | 29,32,200 | 26,70,000 | 27,22,300 | 29,73,900 | | AP31 TOTAL | 29,32,200 | 26,70,000 | 27,22,300 | 29,73,900 |
| AR32 | Other Income | | | | | | | | | | |
| AR32.202 | Interest On Saving Accounts | | | | | | | | | | |
| AR32.202.001 | [0520] Interest On Saving Bank Account | 16,500 | 18,000 | 20,700 | 15,000 | | | | | | |
| | AR32.202 TOTAL | 16,500 | 18,000 | 20,700 | 15,000 | | | | | | |
| | AR32 TOTAL | 16,500 | 18,000 | 20,700 | 15,000 | | | | | | |
| AR33 | Income From Investments | | | | | | | | | | |
| AR33.201 | Investments From Earmarked/Endowment Fund | | | | | | | | | | |
| AR33.201.007 | [0617] Interest On Term Deposits With Bank | 36,400 | 50,000 | 10,000 | 30,000 | | | | | | |
| | AR33.201 TOTAL | 36,400 | 50,000 | 10,000 | 30,000 | | | | | | |
| | AR33 TOTAL | 36,400 | 50,000 | 10,000 | 30,000 | | | | | | |
| AR34 | Sale Of Publications | | | | | | | | | | |
| AR34.203 | Sale Of Prospectus & Admission Forms | | | | | | | | | | |

| RECEIPTS | | | | | | EXPENDITURE | | | | | |
|--------------|---|--|------------------------------|--------------------------------------|------------------------------|--------------|-------------------------------------|--|------------------------------|--------------------------------------|------------------------------|
| ALIAS | PARTICULARS | Unaudited Figures For Year 2016 - 2017 | Budget Estimates 2017 - 2018 | Revised Budget Estimates 2017 - 2018 | Budget Estimates 2018 - 2019 | ALIAS | PARTICULARS | Unaudited Figures For Year 2016 - 2017 | Budget Estimates 2017 - 2018 | Revised Budget Estimates 2017 - 2018 | Budget Estimates 2018 - 2019 |
| AR34.203.001 | [0645] Sale Of Prospectus & Admission Forms | | 5,000 | | | | | | | | |
| | AR34.203 TOTAL | | 5,000 | | | | | | | | |
| | AR34 TOTAL | | 5,000 | | | | | | | | |
| | Sector A TOTAL | 32,90,555 | 30,97,480 | 29,15,136 | 32,64,880 | | Sector A TOTAL | 30,35,152 | 30,97,380 | 28,90,360 | 32,57,700 |
| Sector D | Deposits And Advances Budget | | | | | Sector D | Deposits And Advances Budget | | | | |
| DR01 | Students Related Deposits | | | | | DP01 | Students Related Deposits | | | | |
| DR01.301 | Library Deposit | | | | | DP01.301 | Library Deposit | | | | |
| DR01.301.001 | [2105] Receipts Of Deposit | 18,000 | 30,000 | 28,500 | 30,000 | DP01.301.001 | [5291] Refund Of Deposit | 18,000 | 30,000 | 28,500 | 30,000 |
| | DR01.301 TOTAL | 18,000 | 30,000 | 28,500 | 30,000 | | DP01.301 TOTAL | 18,000 | 30,000 | 28,500 | 30,000 |
| DR01.306 | Caution Maoney Deposit | | | | | DP01.306 | Caution Maoney Deposit | | | | |
| DR01.306.001 | [2171] Caution Money Deposit(refund) | 1,200 | 2,000 | 1,900 | 2,000 | DP01.306.001 | [5320] Refund Of Deposit | 1,200 | 2,000 | 1,900 | 2,000 |
| | DR01.306 TOTAL | 1,200 | 2,000 | 1,900 | 2,000 | | DP01.306 TOTAL | 1,200 | 2,000 | 1,900 | 2,000 |
| | DR01 TOTAL | 19,200 | 32,000 | 30,400 | 32,000 | | DP01 TOTAL | 19,200 | 32,000 | 30,400 | 32,000 |
| | Sector D TOTAL | 19,200 | 32,000 | 30,400 | 32,000 | | Sector D TOTAL | 19,200 | 32,000 | 30,400 | 32,000 |
| | 0385 Aided Total | 33,09,755 | 31,29,480 | 29,45,536 | 32,96,880 | | 0385 Aided Total | 30,54,352 | 31,29,380 | 29,20,760 | 32,89,700 |



Mumbai Churchgate Campus
5002 - Students Welfare (Aided)
 (Old Aided Code : 0021)

| RECEIPTS | | | | | | EXPENDITURE | | | | | |
|--------------|---|---|------------------------------------|---|------------------------------------|--------------|---|---|------------------------------------|---|------------------------------------|
| ALIAS | PARTICULARS | Unaudited Figures For Year 2016 - 2017 | Budget Estimates 2017 - 2018 | Revised Budget Estimates 2017 - 2018 | Budget Estimates 2018 - 2019 | ALIAS | PARTICULARS | Unaudited Figures For Year 2016 - 2017 | Budget Estimates 2017 - 2018 | Revised Budget Estimates 2017 - 2018 | Budget Estimates 2018 - 2019 |
| Sector A | Capital And Revenue Receipt / Expenditure Budget | | | | | Sector A | Capital And Revenue Receipt / Expenditure Budget | | | | |
| | | | | | | AP03 | Furniture & Fixtures | | | | |
| | | | | | | AP03.101 | Purchase Of Furniture & Fixtures | | | | |
| | | | | | | AP03.101.002 | [3056] Purchase Of Chairs & Boards | | 10,000 | 15,000 | 25,000 |
| | | | | | | | AP03.101 TOTAL | | 10,000 | 15,000 | 25,000 |
| | | | | | | | AP03 TOTAL | | 10,000 | 15,000 | 25,000 |
| AR21 | Fees From Students & Colleges | | | | | AP21 | Academic & Activity Expenses | | | | |
| | | | | | | AP21.201 | Academic Expenses | | | | |
| | | | | | | AP21.201.004 | [3328] Student Welfare Expenses/ Student Council Expenses | 44,000 | 1,50,000 | 1,50,000 | 1,50,000 |
| | | | | | | | AP21.201 TOTAL | 44,000 | 1,50,000 | 1,50,000 | 1,50,000 |
| AR21.205 | Students Welfare /Physical Education Fees | | | | | AP21.209 | Students' Welfare , Sports & Cultural Activitvies Expenses | | | | |
| AR21.205.001 | [0395] Students Welfare Fee | 33,87,675 | 30,00,000 | 36,00,000 | 36,00,000 | AP21.209.009 | [3558] Medical Check Up Expenses | 1,27,400 | 2,52,000 | 1,08,000 | 2,41,500 |
| AR21.205.002 | [0396] Medical Fee | 7,66,739 | 2,52,000 | 2,41,500 | 2,41,500 | AP21.209.010 | [3559] Inter Collegiate Competition Expenses/Tejaswini | 96,031 | 1,50,000 | 1,50,000 | 1,50,000 |
| | AR21.205 TOTAL | 41,54,414 | 32,52,000 | 38,41,500 | 38,41,500 | AP21.209.017 | [3566] Students Council Expenses | | | | |
| | | | | | | AP21.209.019 | [3568] Inter University Competition Expenses | 11,30,584 | 11,46,000 | 13,50,000 | 13,50,000 |
| | | | | | | AP21.209.023 | [3572] Yuva Mahotsav | 11,28,500 | 12,25,000 | 11,66,000 | 14,00,000 |
| | | | | | | AP21.209.025 | [3574] Other Acitivity Expenses | 10,353 | 15,000 | 1,00,000 | 1,00,000 |
| | | | | | | | AP21.209 TOTAL | 24,92,868 | 27,88,000 | 28,74,000 | 32,41,500 |
| | AR21 TOTAL | 41,54,414 | 32,52,000 | 38,41,500 | 38,41,500 | | AP21 TOTAL | 25,36,868 | 29,38,000 | 30,24,000 | 33,91,500 |
| | | | | | | AP22 | Administrative & General Expenses | | | | |
| | | | | | | AP22.201 | Administrative Expenses | | | | |
| | | | | | | AP22.201.002 | [3602] Printing | 20,440 | 35,000 | 40,000 | 70,000 |
| | | | | | | AP22.201.003 | [3603] Stationery | 2,332 | 30,000 | 15,000 | 15,000 |
| | | | | | | AP22.201.005 | [3605] Xeroxing Charges | 14,254 | 20,000 | 10,000 | 25,000 |
| | | | | | | AP22.201.006 | [3606] Electricity And Power | 15,000 | 15,000 | 10,000 | 10,000 |
| | | | | | | AP22.201.007 | [3607] Telephone And Internet Charges | 7,204 | 16,000 | 15,000 | 20,000 |

| RECEIPTS | | | | | | EXPENDITURE | | | | | |
|--------------|---|--|------------------------------|--------------------------------------|------------------------------|--------------|---|--|------------------------------|--------------------------------------|------------------------------|
| ALIAS | PARTICULARS | Unaudited Figures For Year 2016 - 2017 | Budget Estimates 2017 - 2018 | Revised Budget Estimates 2017 - 2018 | Budget Estimates 2018 - 2019 | ALIAS | PARTICULARS | Unaudited Figures For Year 2016 - 2017 | Budget Estimates 2017 - 2018 | Revised Budget Estimates 2017 - 2018 | Budget Estimates 2018 - 2019 |
| | | | | | | AP22.201.008 | [3608] Postage , Telegram & Courier Charges | 1,465 | 10,000 | 5,000 | 10,000 |
| | | | | | | AP22.201.010 | [3610] Professional Charges | | | | |
| | | | | | | AP22.201.011 | [3611] Meeting Expenses | | | | |
| | | | | | | AP22.201.016 | [3616] Sanitary Materials | | 2,000 | 2,000 | 2,000 |
| | | | | | | AP22.201.022 | [3622] Bank Charges | 845 | 2,000 | 1,000 | 1,000 |
| | | | | | | AP22.201.023 | [3623] Miscellaneous Expenses | 14,785 | 15,000 | 15,000 | 15,000 |
| | | | | | | AP22.201.024 | [3624] Statutory Audit Charges | 30,000 | 30,000 | 30,000 | 30,000 |
| | | | | | | AP22.201.025 | [3625] Internal Audit Charges | 10,000 | 10,000 | 10,000 | 10,000 |
| | | | | | | | AP22.201 TOTAL | 1,16,325 | 1,85,000 | 1,53,000 | 2,08,000 |
| | | | | | | AP22.202 | Travelling And Transportation Expenses | | | | |
| | | | | | | AP22.202.001 | [3645] Ta/Da Expenses Staff | 3,640 | 24,000 | 13,000 | 25,000 |
| | | | | | | AP22.202.002 | [3646] Ta/Da Expenses Meeting | 195 | 20,000 | 10,000 | 20,000 |
| | | | | | | | AP22.202 TOTAL | 3,835 | 44,000 | 23,000 | 45,000 |
| | | | | | | AP22.205 | Repairs And Maintenance | | | | |
| | | | | | | AP22.205.001 | [3675] Maintenance Of Office Equipments | | 10,000 | | 5,000 |
| | | | | | | AP22.205.002 | [3676] Maintenance Of Furniture & Fixture | | 5,000 | 15,000 | 15,000 |
| | | | | | | AP22.205.003 | [3677] Maintenance Of Electric Installation | | | 10,000 | 10,000 |
| | | | | | | AP22.205.004 | [3678] Maintenance Of Hardwares | | 10,000 | 15,000 | 15,000 |
| | | | | | | AP22.205.012 | [3686] Maintenance Of Building | | 10,000 | 15,000 | 15,000 |
| | | | | | | | AP22.205 TOTAL | | 35,000 | 55,000 | 60,000 |
| | | | | | | AP22.206 | Other Expenses | | | | |
| | | | | | | AP22.206.004 | [3713] Hospitality & Sumptuary Expenses | 13,325 | 40,000 | 40,000 | 60,000 |
| | | | | | | | AP22.206 TOTAL | 13,325 | 40,000 | 40,000 | 60,000 |
| | | | | | | | AP22 TOTAL | 1,33,485 | 3,04,000 | 2,71,000 | 3,73,000 |
| | Sector A TOTAL | 41,54,414 | 32,52,000 | 38,41,500 | 38,41,500 | | Sector A TOTAL | 26,70,353 | 32,52,000 | 33,10,000 | 37,89,500 |
| Sector C | Earmarked And Special Funds Budget | | | | | Sector C | Earmarked And Special Funds Budget | | | | |
| CR11 | Other Donations Fund | | | | | | | | | | |
| CR11.201 | Donation For Academic Programmes | | | | | | | | | | |
| CR11.201.002 | [1881] Interest On Deposits | | | | | | | | | | |
| | CR11.201 TOTAL | | | | | | | | | | |
| | CR11 TOTAL | | | | | | | | | | |
| | Sector C TOTAL | | | | | | Sector C TOTAL | | | | |
| | 5002 Aided Total | 41,54,414 | 32,52,000 | 38,41,500 | 38,41,500 | | 5002 Aided Total | 26,70,353 | 32,52,000 | 33,10,000 | 37,89,500 |

5003 - Department of Physical Education (Aided)

(Old Aided Code : 0022)

| RECEIPTS | | | | | | EXPENDITURE | | | | | |
|--------------|---|--|------------------------------|--------------------------------------|------------------------------|--------------|--|--|------------------------------|--------------------------------------|------------------------------|
| ALIAS | PARTICULARS | Unaudited Figures For Year 2016 - 2017 | Budget Estimates 2017 - 2018 | Revised Budget Estimates 2017 - 2018 | Budget Estimates 2018 - 2019 | ALIAS | PARTICULARS | Unaudited Figures For Year 2016 - 2017 | Budget Estimates 2017 - 2018 | Revised Budget Estimates 2017 - 2018 | Budget Estimates 2018 - 2019 |
| Sector A | Capital And Revenue Receipt / Expenditure Budget | | | | | Sector A | Capital And Revenue Receipt / Expenditure Budget | | | | |
| | | | | | | AP03 | Furniture & Fixtures | | | | |
| | | | | | | AP03.101 | Purchase Of Furniture & Fixtures | | | | |
| | | | | | | AP03.101.007 | [3061] Purchase Of Cabinet & Racks | | 10,000 | 3,000 | 10,000 |
| | | | | | | | AP03.101 TOTAL | | 10,000 | 3,000 | 10,000 |
| | | | | | | | AP03 TOTAL | | 10,000 | 3,000 | 10,000 |
| | | | | | | AP04 | Equipments | | | | |
| | | | | | | AP04.101 | Purchase Of Equipments | | | | |
| | | | | | | AP04.101.012 | [3096] Purchase Of Sport Equipments | | 1,00,000 | 2,00,000 | 2,00,000 |
| | | | | | | | AP04.101 TOTAL | | 1,00,000 | 2,00,000 | 2,00,000 |
| | | | | | | | AP04 TOTAL | | 1,00,000 | 2,00,000 | 2,00,000 |
| | | | | | | AP09 | Hardware & Peripherals | | | | |
| | | | | | | AP09.101 | Development Exp. | | | | |
| | | | | | | AP09.101.001 | [3200] Purchase Of Computer | 45,000 | 45,000 | 11,800 | |
| | | | | | | AP09.101.002 | [3201] Purchase Of Hardware | | | 45,000 | |
| | | | | | | | AP09.101 TOTAL | 45,000 | 45,000 | 56,800 | |
| | | | | | | | AP09 TOTAL | 45,000 | 45,000 | 56,800 | |
| AR21 | Fees From Students & Colleges | | | | | AP21 | Academic & Activity Expenses | | | | |
| AR21.203 | Activity Fees | | | | | | | | | | |
| AR21.203.020 | [0279] Gym Fitness Fee | 87,050 | 3,00,000 | 80,000 | 1,00,000 | | | | | | |
| | AR21.203 TOTAL | 87,050 | 3,00,000 | 80,000 | 1,00,000 | | | | | | |
| AR21.205 | Students Welfare /Physical Education Fees | | | | | | | | | | |
| AR21.205.003 | [0397] Sports Fee | 42,66,200 | 41,65,000 | 48,00,000 | 48,00,000 | | | | | | |
| | AR21.205 TOTAL | 42,66,200 | 41,65,000 | 48,00,000 | 48,00,000 | | | | | | |
| AR21.207 | Other Fee | | | | | | | | | | |
| AR21.207.007 | [0417] Project Fee | | | | | | | | | | |
| | AR21.207 TOTAL | | | | | | | | | | |
| AR21.209 | Other Projects Receipts | | | | | AP21.209 | Students' Welfare , Sports & Cultural Activities Expenses | | | | |
| AR21.209.004 | [0448] Donation | | | | | AP21.209.006 | [3555] Purchase Of Sports Material & Sport Expenses | | 1,20,000 | 1,20,000 | 1,20,000 |
| | | | | | | AP21.209.008 | [3557] Annual Sports Felicitation Programme | 34,500 | 35,000 | 35,000 | 50,000 |
| | | | | | | AP21.209.009 | [3558] Medical Check Up Expenses | | | | |

| RECEIPTS | | | | | | EXPENDITURE | | | | | |
|----------|-----------------------|---|------------------------------------|---|------------------------------------|--------------|--|---|------------------------------------|---|------------------------------------|
| ALIAS | PARTICULARS | Unaudited Figures For Year 2016 - 2017 | Budget Estimates 2017 - 2018 | Revised Budget Estimates 2017 - 2018 | Budget Estimates 2018 - 2019 | ALIAS | PARTICULARS | Unaudited Figures For Year 2016 - 2017 | Budget Estimates 2017 - 2018 | Revised Budget Estimates 2017 - 2018 | Budget Estimates 2018 - 2019 |
| | | | | | | AP21.209.010 | [3559] Inter Collegiate Competition Expenses/Tejaswini | 5,85,000 | 10,00,000 | 10,00,000 | 10,50,000 |
| | | | | | | AP21.209.011 | [3560] State Level Competition Expense | 1,15,570 | 1,40,000 | 1,40,000 | 1,60,000 |
| | | | | | | AP21.209.013 | [3562] Workshops & Seminars Expenses | 36,040 | 40,000 | 49,500 | 50,000 |
| | | | | | | AP21.209.014 | [3563] Prize Distribution Function Expenses | | 20,000 | | 20,000 |
| | | | | | | AP21.209.016 | [3565] Other Sports Activities | | 50,000 | 50,000 | 82,000 |
| | | | | | | AP21.209.018 | [3567] Adventure Camps | 15,940 | 50,000 | 1,50,000 | 1,50,000 |
| | | | | | | AP21.209.019 | [3568] Inter University Competition Expenses | 2,35,880 | 8,00,000 | 8,00,000 | 10,50,000 |
| | | | | | | AP21.209.020 | [3569] Purchase Of Sports Uniforms | 48,200 | 2,50,000 | 2,00,000 | 2,00,000 |
| | | | | | | AP21.209.021 | [3570] Swayamsidha Camps | | 40,000 | 40,000 | 40,000 |
| | | | | | | AP21.209.022 | [3571] Special University Coaching Camps | 1,15,890 | 1,50,000 | 1,85,090 | 3,30,000 |
| | AR21.209 TOTAL | | | | | | AP21.209 TOTAL | 11,87,020 | 26,95,000 | 27,69,590 | 33,02,000 |
| | AR21 TOTAL | 43,53,250 | 44,65,000 | 48,80,000 | 49,00,000 | | AP21 TOTAL | 11,87,020 | 26,95,000 | 27,69,590 | 33,02,000 |
| | | | | | | AP22 | Administrative & General Expenses | | | | |
| | | | | | | AP22.201 | Administrative Expenses | | | | |
| | | | | | | AP22.201.002 | [3602] Printing | 34,860 | 45,000 | 45,000 | 75,000 |
| | | | | | | AP22.201.003 | [3603] Stationery | 5,080 | 20,000 | 20,000 | 20,000 |
| | | | | | | AP22.201.005 | [3605] Xeroxing Charges | 6,080 | 15,000 | 15,000 | 15,000 |
| | | | | | | AP22.201.006 | [3606] Electricity And Power | 5,000 | 5,000 | 5,000 | 5,000 |
| | | | | | | AP22.201.007 | [3607] Telephone And Internet Charges | 17,540 | 25,000 | 25,000 | 25,000 |
| | | | | | | AP22.201.008 | [3608] Postage , Telegram & Courier Charges | 2,200 | 15,000 | 5,000 | 10,000 |
| | | | | | | AP22.201.011 | [3611] Meeting Expenses | 46,750 | 60,000 | 60,000 | 1,00,000 |
| | | | | | | AP22.201.012 | [3612] Membership / Subscription Expenses | | | | |
| | | | | | | AP22.201.015 | [3615] Uniform To Peons | | 2,500 | | |
| | | | | | | AP22.201.016 | [3616] Sanitary Materials | | 5,000 | 5,000 | 5,000 |
| | | | | | | AP22.201.023 | [3623] Miscellaneous Expenses | 5,230 | 10,000 | 10,000 | 25,000 |
| | | | | | | AP22.201.024 | [3624] Statutory Audit Charges | 10,000 | 10,000 | 10,000 | 10,000 |
| | | | | | | AP22.201.025 | [3625] Internal Audit Charges | 10,000 | 10,000 | 10,000 | 10,000 |
| | | | | | | | AP22.201 TOTAL | 1,42,740 | 2,22,500 | 2,10,000 | 3,00,000 |
| | | | | | | AP22.202 | Travelling And Transportation Expenses | | | | |
| | | | | | | AP22.202.001 | [3645] Ta/Da Expenses Staff | 2,970 | 20,000 | 20,000 | 20,000 |
| | | | | | | AP22.202.002 | [3646] Ta/Da Expenses Meeting | | 5,000 | 5,000 | 5,000 |
| | | | | | | | AP22.202 TOTAL | 2,970 | 25,000 | 25,000 | 25,000 |
| | | | | | | AP22.205 | Repairs And Maintenance | | | | |
| | | | | | | AP22.205.001 | [3675] Maintenance Of Office Equipments | | 20,000 | 20,000 | 20,000 |
| | | | | | | AP22.205.002 | [3676] Maintenance Of Furniture & Fixture | | 20,000 | 20,000 | 20,000 |
| | | | | | | AP22.205.004 | [3678] Maintenance Of Hardwares | 1,160 | 10,000 | 10,000 | 10,000 |

| RECEIPTS | | | | | | EXPENDITURE | | | | | |
|----------|-------------------------|---|------------------------------------|---|------------------------------------|--------------|---|---|------------------------------------|---|------------------------------------|
| ALIAS | PARTICULARS | Unaudited Figures For Year 2016 - 2017 | Budget Estimates 2017 - 2018 | Revised Budget Estimates 2017 - 2018 | Budget Estimates 2018 - 2019 | ALIAS | PARTICULARS | Unaudited Figures For Year 2016 - 2017 | Budget Estimates 2017 - 2018 | Revised Budget Estimates 2017 - 2018 | Budget Estimates 2018 - 2019 |
| | | | | | | AP22.205.012 | [3686] Maintenance Of Building | 3,500 | 10,000 | 10,000 | 10,000 |
| | | | | | | AP22.205.023 | [3697] Maintenance Of Playground | 40 | 2,50,000 | 1,00,000 | 1,00,000 |
| | | | | | | | AP22.205 TOTAL | 4,700 | 3,10,000 | 1,60,000 | 1,60,000 |
| | | | | | | AP22.206 | Other Expenses | | | | |
| | | | | | | AP22.206.004 | [3713] Hospitality & Sumptuary Expenses | 3,850 | 10,000 | 10,000 | 10,000 |
| | | | | | | AP22.206.008 | [3717] Any Other Contingent Expenses | 2,850 | 10,000 | 10,000 | 10,000 |
| | | | | | | | AP22.206 TOTAL | 6,700 | 20,000 | 20,000 | 20,000 |
| | | | | | | AP22.208 | Centenary Celebration Expenses | | | | |
| | | | | | | AP22.208.001 | [3740] Centenary Torch Rally | 92,850 | | | |
| | | | | | | AP22.208.002 | [3741] Marathon Event | 30,040 | 1,00,000 | 1,00,000 | 1,00,000 |
| | | | | | | AP22.208.003 | [3742] State Level Conference On Yoga & Health | | | | |
| | | | | | | AP22.208.004 | [3743] Adventure Sports Camp | | 1,50,000 | | |
| | | | | | | | AP22.208 TOTAL | 1,22,890 | 2,50,000 | 1,00,000 | 1,00,000 |
| | | | | | | | AP22 TOTAL | 2,80,000 | 8,27,500 | 5,15,000 | 6,05,000 |
| | | | | | | AP31 | Staff Payments & Benefits | | | | |
| | | | | | | AP31.204 | Unaided Salaries (Teaching Staff) | | | | |
| | | | | | | AP31.204.002 | [3781] Clock Hour Basis / Consolidated | 1,10,590 | 2,60,000 | 1,80,000 | 2,10,000 |
| | | | | | | | AP31.204 TOTAL | 1,10,590 | 2,60,000 | 1,80,000 | 2,10,000 |
| | | | | | | AP31.205 | Un Aided Non Teaching | | | | |
| | | | | | | AP31.205.008 | [3807] Temp. Non Teaching Staff | | 1,62,000 | | |
| | | | | | | AP31.205.011 | [3810] Fitness Center Expenditure | 88,220 | 3,00,000 | 4,33,000 | 4,55,000 |
| | | | | | | AP31.205.012 | [3811] Internship Earn As Uou Learn Sch. Salary | | | | |
| | | | | | | | AP31.205 TOTAL | 88,220 | 4,62,000 | 4,33,000 | 4,55,000 |
| | | | | | | | AP31 TOTAL | 1,98,810 | 7,22,000 | 6,13,000 | 6,65,000 |
| | Sector A TOTAL | 43,53,250 | 44,65,000 | 48,80,000 | 49,00,000 | | Sector A TOTAL | 17,10,830 | 43,99,500 | 41,57,390 | 47,82,000 |
| | 5003 Aided Total | 43,53,250 | 44,65,000 | 48,80,000 | 49,00,000 | | 5003 Aided Total | 17,10,830 | 43,99,500 | 41,57,390 | 47,82,000 |

5004 - Knowledge Resource Centre Churchgate (Aided)

(Old Aided Code : 0025)

| RECEIPTS | | | | | | EXPENDITURE | | | | | |
|----------|---|---|------------------------------------|---|------------------------------------|--------------|---|---|------------------------------------|---|------------------------------------|
| ALIAS | PARTICULARS | Unaudited Figures For Year 2016 - 2017 | Budget Estimates 2017 - 2018 | Revised Budget Estimates 2017 - 2018 | Budget Estimates 2018 - 2019 | ALIAS | PARTICULARS | Unaudited Figures For Year 2016 - 2017 | Budget Estimates 2017 - 2018 | Revised Budget Estimates 2017 - 2018 | Budget Estimates 2018 - 2019 |
| Sector A | Capital And Revenue Receipt / Expenditure Budget | | | | | Sector A | Capital And Revenue Receipt / Expenditure Budget | | | | |
| | | | | | | AP03 | Furniture & Fixtures | | | | |
| | | | | | | AP03.101 | Purchase Of Furniture & Fixtures | | | | |
| | | | | | | AP03.101.001 | [3065] Purchase Of Furniture | 1,17,780 | 2,00,000 | 2,00,000 | 4,00,000 |
| | | | | | | AP03.101.002 | [3056] Purchase Of Chairs & Boards | 1,74,590 | 2,00,000 | 2,00,000 | 2,00,000 |
| | | | | | | | AP03.101 TOTAL | 2,92,370 | 4,00,000 | 4,00,000 | 6,00,000 |
| | | | | | | | AP03 TOTAL | 2,92,370 | 4,00,000 | 4,00,000 | 6,00,000 |
| | | | | | | AP04 | Equipments | | | | |
| | | | | | | AP04.101 | Purchase Of Equipments | | | | |
| | | | | | | AP04.101.003 | [3087] Purchase Of Equipment | 7,720 | 3,00,000 | 3,10,000 | 3,00,000 |
| | | | | | | | AP04.101 TOTAL | 7,720 | 3,00,000 | 3,10,000 | 3,00,000 |
| | | | | | | | AP04 TOTAL | 7,720 | 3,00,000 | 3,10,000 | 3,00,000 |
| | | | | | | AP07 | Books & Journals | | | | |
| | | | | | | AP07.101 | Purchase Of Books & Journals | | | | |
| | | | | | | AP07.101.001 | [3155] Purchase Of Books & Journals | 25,03,690 | 29,00,000 | 29,00,000 | 29,00,000 |
| | | | | | | AP07.101.003 | [3157] Purchase Of Books For Bms | | | | |
| | | | | | | AP07.101.004 | [3158] Purchase Of Journals | 21,60,060 | 38,00,000 | 27,00,000 | 38,00,000 |
| | | | | | | | AP07.101 TOTAL | 46,63,750 | 67,00,000 | 56,00,000 | 67,00,000 |
| | | | | | | AP07.102 | Purchase Of E-Books & Journals | | | | |
| | | | | | | AP07.102.001 | [3165] Database Membership Fees | 27,32,150 | 25,00,000 | 35,00,000 | 38,00,000 |
| | | | | | | | AP07.102 TOTAL | 27,32,150 | 25,00,000 | 35,00,000 | 38,00,000 |
| | | | | | | | AP07 TOTAL | 73,95,900 | 92,00,000 | 91,00,000 | 1,05,00,000 |
| | | | | | | AP09 | Hardware & Peripherals | | | | |
| | | | | | | AP09.101 | Development Exp. | | | | |
| | | | | | | AP09.101.001 | [3200] Purchase Of Computer | | 50,000 | 50,000 | 2,00,000 |
| | | | | | | AP09.101.006 | [3205] Purchase Of Printer | | 80,000 | 80,000 | 3,00,000 |
| | | | | | | | AP09.101 TOTAL | | 1,30,000 | 1,30,000 | 5,00,000 |
| | | | | | | | AP09 TOTAL | | 1,30,000 | 1,30,000 | 5,00,000 |
| AR21 | Fees From Students & Colleges | | | | | AP21 | Academic & Activity Expenses | | | | |
| | | | | | | AP21.202 | Activity Expenses | | | | |
| | | | | | | AP21.202.032 | [3386] Exhibition Expenses | 4,200 | 10,000 | 2,000 | 10,000 |
| | | | | | | AP21.202.039 | [3392] Naac Expenses | | | | |

| RECEIPTS | | | | | | EXPENDITURE | | | | | |
|--------------|---------------------------------|---|------------------------------------|---|------------------------------------|--------------|--|---|------------------------------------|---|------------------------------------|
| ALIAS | PARTICULARS | Unaudited Figures For Year 2016 - 2017 | Budget Estimates 2017 - 2018 | Revised Budget Estimates 2017 - 2018 | Budget Estimates 2018 - 2019 | ALIAS | PARTICULARS | Unaudited Figures For Year 2016 - 2017 | Budget Estimates 2017 - 2018 | Revised Budget Estimates 2017 - 2018 | Budget Estimates 2018 - 2019 |
| | | | | | | AP21.202.040 | [3393] Thesis Digitalisation Expenses | | | | 2,00,000 |
| | | | | | | AP21.202.041 | [3394] International Conference | | 50,000 | | |
| | | | | | | AP21.202.120 | [7904] National Conference | | | 1,00,000 | 1,50,000 |
| | | | | | | | AP21.202 TOTAL | 4,200 | 60,000 | 1,02,000 | 3,60,000 |
| AR21.203 | Activity Fees | | | | | | | | | | |
| AR21.203.012 | [0271] Registration Fee | | | 1,02,500 | 1,00,000 | | | | | | |
| | AR21.203 TOTAL | | | 1,02,500 | 1,00,000 | | | | | | |
| AR21.206 | Library Fee Payable | | | | | AP21.206 | Seminars & Conferences | | | | |
| AR21.206.001 | [0405] Library Fee | 90,67,240 | 90,00,000 | 96,33,000 | 98,00,000 | AP21.206.004 | [3518] Memorial Lectures | | 25,000 | 14,000 | 30,000 |
| AR21.206.002 | [0406] Database Membership Fees | 28,49,100 | 29,00,000 | 46,46,800 | 48,00,000 | | | | | | |
| | AR21.206 TOTAL | 1,19,16,340 | 1,19,00,000 | 1,42,79,800 | 1,46,00,000 | | AP21.206 TOTAL | 25,000 | 14,000 | 30,000 | 30,000 |
| AR21.207 | Other Fee | | | | | AP21.207 | Materials, Consumables, Stores & Chemicals | | | | |
| AR21.207.002 | [0412] Fine/ Miscellaneous Fee | 2,62,210 | 4,00,000 | 1,87,850 | 1,80,000 | AP21.207.005 | [3534] Computer Consumable Expenses | 46,460 | 1,00,000 | 77,400 | 1,00,000 |
| | AR21.207 TOTAL | 2,62,210 | 4,00,000 | 1,87,850 | 1,80,000 | | AP21.207 TOTAL | 46,460 | 1,00,000 | 77,400 | 1,00,000 |
| | AR21 TOTAL | 1,21,78,550 | 1,23,00,000 | 1,45,70,150 | 1,48,80,000 | | AP21 TOTAL | 50,660 | 1,85,000 | 1,93,400 | 4,90,000 |
| | | | | | | AP22 | Administrative & General Expenses | | | | |
| | | | | | | AP22.201 | Administrative Expenses | | | | |
| | | | | | | AP22.201.002 | [3602] Printing | 31,950 | 30,000 | 30,000 | 30,000 |
| | | | | | | AP22.201.003 | [3603] Stationery | 1,35,780 | 2,00,000 | 2,00,000 | 2,20,000 |
| | | | | | | AP22.201.005 | [3605] Xeroxing Charges | 12,050 | 20,000 | 15,000 | 20,000 |
| | | | | | | AP22.201.006 | [3606] Electricity And Power | 1,89,080 | 4,00,000 | 1,48,800 | 2,50,000 |
| | | | | | | AP22.201.007 | [3607] Telephone And Internet Charges | 79,490 | 90,000 | 80,000 | 90,000 |
| | | | | | | AP22.201.008 | [3608] Postage , Telegram & Courier Charges | 8,860 | 15,000 | 11,000 | 15,000 |
| | | | | | | AP22.201.011 | [3611] Meeting Expenses | 9,020 | 20,000 | 20,000 | 25,000 |
| | | | | | | AP22.201.013 | [3613] Contingency Expenses | | 10,000 | 10,000 | 15,000 |
| | | | | | | AP22.201.014 | [3614] News Paper, Periodicals (Magaziens & Journals) | 1,26,660 | 1,80,000 | 1,40,000 | 1,50,000 |
| | | | | | | AP22.201.015 | [3615] Uniform To Peons | | 15,000 | 15,000 | 10,000 |
| | | | | | | AP22.201.016 | [3616] Sanitary Materials | 13,140 | 25,000 | 35,000 | 30,000 |
| | | | | | | AP22.201.018 | [3618] Staff Welfare Expenses | 18,180 | 25,000 | 15,000 | 25,000 |
| | | | | | | AP22.201.019 | [3619] Provident Fund Interest | | | | |
| | | | | | | AP22.201.020 | [3620] Labour Charges | 4,200 | 10,000 | 5,000 | 5,000 |
| | | | | | | AP22.201.022 | [3622] Bank Charges | 10,810 | 20,000 | 10,000 | 10,000 |
| | | | | | | AP22.201.023 | [3623] Miscellaneous Expenses | 52,050 | 70,000 | 32,500 | 50,000 |
| | | | | | | AP22.201.024 | [3624] Statutory Audit Charges | | 45,000 | 45,000 | 45,000 |
| | | | | | | AP22.201.025 | [3625] Internal Audit Charges | | 45,000 | 45,000 | 45,000 |
| | | | | | | AP22.201.028 | [3628] Outsourcing Account Work | 2,240 | 10,000 | 10,000 | 10,000 |

| RECEIPTS | | | | | | EXPENDITURE | | | | | |
|--------------|---|--|------------------------------|--------------------------------------|------------------------------|--------------|---|--|------------------------------|--------------------------------------|------------------------------|
| ALIAS | PARTICULARS | Unaudited Figures For Year 2016 - 2017 | Budget Estimates 2017 - 2018 | Revised Budget Estimates 2017 - 2018 | Budget Estimates 2018 - 2019 | ALIAS | PARTICULARS | Unaudited Figures For Year 2016 - 2017 | Budget Estimates 2017 - 2018 | Revised Budget Estimates 2017 - 2018 | Budget Estimates 2018 - 2019 |
| | | | | | | AP22.201.029 | [3629] Seminar & Workshop Expenses | 17,090 | 50,000 | 50,000 | 50,000 |
| | | | | | | | AP22.201 TOTAL | 7,10,600 | 12,80,000 | 9,17,300 | 10,95,000 |
| | | | | | | AP22.202 | Travelling And Transportation Expenses | | | | |
| | | | | | | AP22.202.001 | [3645] Ta/Da Expenses Staff | 55,460 | 80,000 | 50,000 | 70,000 |
| | | | | | | AP22.202.002 | [3646] Ta/Da Expenses Meeting | | | | 10,000 |
| | | | | | | | AP22.202 TOTAL | 55,460 | 80,000 | 50,000 | 80,000 |
| | | | | | | AP22.204 | Outsource Services | | | | |
| | | | | | | AP22.204.001 | [3665] House Keeping Services | 71,950 | 1,10,000 | 88,500 | 90,000 |
| | | | | | | AP22.204.004 | [3668] Water | | 3,000 | 2,000 | 4,000 |
| | | | | | | AP22.204.005 | [3669] Scanning & Data Entry Work | | 5,000 | 2,000 | 5,000 |
| | | | | | | | AP22.204 TOTAL | 71,950 | 1,18,000 | 92,500 | 99,000 |
| | | | | | | AP22.205 | Repairs And Maintenance | | | | |
| | | | | | | AP22.205.001 | [3675] Maintenance Of Office Equipments | 84,070 | 1,00,000 | 48,300 | 1,00,000 |
| | | | | | | AP22.205.002 | [3676] Maintenance Of Furniture & Fixture | 30,640 | 1,00,000 | 53,000 | 1,00,000 |
| | | | | | | AP22.205.003 | [3677] Maintenance Of Electric Installation | 77,640 | 1,50,000 | 1,50,000 | 1,50,000 |
| | | | | | | AP22.205.004 | [3678] Maintenance Of Hardwares | 35,910 | 1,00,000 | 1,00,000 | 1,00,000 |
| | | | | | | AP22.205.005 | [3679] Maintenance Of Software | 1,26,380 | 2,50,000 | 1,80,000 | 2,00,000 |
| | | | | | | AP22.205.012 | [3686] Maintenance Of Building | 86,340 | 5,00,000 | 5,00,000 | 5,00,000 |
| | | | | | | AP22.205.027 | [3701] Maintenance Of Books & Journals | 1,93,100 | 1,50,000 | 1,85,000 | 1,50,000 |
| | | | | | | | AP22.205 TOTAL | 6,34,080 | 13,50,000 | 12,16,300 | 13,00,000 |
| | | | | | | AP22.207 | Contribution To Reserve Funds | | | | |
| | | | | | | AP22.207.004 | [3733] Salary Fund | | | | |
| | | | | | | | AP22.207 TOTAL | | | | |
| | | | | | | | AP22 TOTAL | 14,72,090 | 28,28,000 | 22,76,100 | 25,74,000 |
| AR31 | Salary Grants | | | | | AP31 | Staff Payments & Benefits | | | | |
| AR31.201 | State Government- Salary Grants (Non Teaching /Teaching Staff Under Sps) | | | | | AP31.201 | Aided Salaries (Teaching Staff Approved Under Sps) | | | | |
| AR31.201.001 | [0485] Salary Grant | 2,68,86,700 | 2,23,00,000 | 3,03,68,180 | 3,29,88,690 | AP31.201.001 | [3750] Pay & Allowances | 72,49,500 | 50,00,000 | 84,40,680 | 1,08,28,850 |
| | | | | | | AP31.201.002 | [3751] Clock Hour Basis / Consolidated | | | | |
| | | | | | | | AP31.201 TOTAL | 72,49,500 | 50,00,000 | 84,40,680 | 1,08,28,850 |
| | | | | | | AP31.202 | Aided Non Teaching | | | | |
| | | | | | | AP31.202.001 | [3760] Pay & Allowances | 1,96,37,200 | 1,60,00,000 | 2,19,27,500 | 2,08,59,840 |
| | | | | | | AP31.202.003 | [3762] Vacant Posts | | 8,00,000 | | 5,00,000 |
| | | | | | | AP31.202.005 | [3764] Medical Allowances | | | | |
| | | | | | | AP31.202.008 | [3767] Temporary Non Teaching Staff | | | | |
| | | | | | | | AP31.202 TOTAL | 1,96,37,200 | 1,68,00,000 | 2,19,27,500 | 2,13,59,840 |
| | | | | | | AP31.203 | Aided Staff Retirement & Terminal Benefits | | | | |
| | | | | | | AP31.203.004 | [3773] Encashment Of Leave | | 5,00,000 | | 8,00,000 |

| RECEIPTS | | | | | | EXPENDITURE | | | | | |
|--------------|--|--|------------------------------|--------------------------------------|------------------------------|--------------|--|--|------------------------------|--------------------------------------|------------------------------|
| ALIAS | PARTICULARS | Unaudited Figures For Year 2016 - 2017 | Budget Estimates 2017 - 2018 | Revised Budget Estimates 2017 - 2018 | Budget Estimates 2018 - 2019 | ALIAS | PARTICULARS | Unaudited Figures For Year 2016 - 2017 | Budget Estimates 2017 - 2018 | Revised Budget Estimates 2017 - 2018 | Budget Estimates 2018 - 2019 |
| | | | | | | | AP31.203 TOTAL | | 5,00,000 | | 8,00,000 |
| | | | | | | AP31.205 | Un Aided Non Teaching | | | | |
| | | | | | | AP31.205.007 | [3806] Overtime | | | | |
| | | | | | | AP31.205.008 | [3807] Temp. Non Teaching Staff | 5,67,700 | 4,00,000 | 10,77,200 | 12,00,000 |
| | | | | | | AP31.205.012 | [3811] Internship Earn As Uou Learn Sch. Salary | | | | 1,00,000 |
| | | | | | | AP31.205.013 | [3812] 6th Pay Commission Arrears | | | | |
| | | | | | | AP31.205.014 | [3813] Water Allowance | | | | |
| | | | | | | AP31.205.017 | [5901] SNDD ARTS-CCG_NT_UA | | | | |
| | | | | | | | AP31.205 TOTAL | 5,67,700 | 4,00,000 | 10,77,200 | 13,00,000 |
| | | | | | | | AP31 TOTAL | 2,74,54,400 | 2,27,00,000 | 3,14,45,380 | 3,42,88,690 |
| AR32 | Other Income | | | | | | | | | | |
| AR32.202 | Interest On Saving Accounts | | | | | | | | | | |
| AR32.202.001 | [0520] Interest On Saving Bank Account | 60,470 | 40,000 | 26,100 | 30,000 | | | | | | |
| | AR32.202 TOTAL | 60,470 | 40,000 | 26,100 | 30,000 | | | | | | |
| AR32.208 | Miscellaneous Receipts | | | | | | | | | | |
| AR32.208.015 | [0575] Sale Of Scrap | 49,190 | | 10,000 | 20,000 | | | | | | |
| AR32.208.020 | [0579] Activity Income | | 40,000 | 39,000 | 45,000 | | | | | | |
| AR32.208.026 | [0585] Income From Sponsorship | | | 25,000 | 50,000 | | | | | | |
| AR32.208.038 | [0597] Hiring Charges - Equipment | | | | 3,000 | | | | | | |
| AR32.208.039 | [0598] Sponsorship Fo International Conference | | 1,50,000 | | | | | | | | |
| AR32.208.042 | [0601] Miscellaneous Receipt | 24,840 | 20,000 | 10,000 | 10,000 | | | | | | |
| | AR32.208 TOTAL | 74,030 | 2,10,000 | 84,000 | 1,28,000 | | | | | | |
| | AR32 TOTAL | 1,34,500 | 2,50,000 | 1,10,100 | 1,58,000 | | | | | | |
| AR33 | Income From Investments | | | | | | | | | | |
| AR33.202 | Investment From University Fund | | | | | | | | | | |
| AR33.202.007 | [0627] Interest On Term Deposits With Bank | 11,09,580 | 10,00,000 | 11,36,000 | 13,68,000 | | | | | | |
| | AR33.202 TOTAL | 11,09,580 | 10,00,000 | 11,36,000 | 13,68,000 | | | | | | |
| | AR33 TOTAL | 11,09,580 | 10,00,000 | 11,36,000 | 13,68,000 | | | | | | |
| | Sector A TOTAL | 4,03,09,330 | 3,58,50,000 | 4,61,84,430 | 4,93,94,690 | | Sector A TOTAL | 3,66,73,140 | 3,57,43,000 | 4,38,54,880 | 4,92,52,690 |
| Sector B | Agency Budget | | | | | Sector B | Agency Budget | | | | |
| BR07 | Grant-In-Aid U G C - Revenue -Development -Merged Schemes | | | | | BP07 | Grant-In-Aid U G C - Revenue -Development -Merged Schemes | | | | |
| BR07.214 | Other Operational Expenditure | | | | | BP07.214 | Other Operational Expenditure | | | | |
| BR07.214.001 | [1185] Grant For Thesis Digitalisation | 4,29,300 | | | | BP07.214.001 | [4541] Thesis Digitalisation Expenses | 4,29,300 | | | |
| BR07.214.003 | [1187] Grant For Portal Development | | | | | BP07.214.003 | [4543] Portal Development Expenses | | | | |

| RECEIPTS | | | | | | EXPENDITURE | | | | | |
|--------------|---|--|------------------------------|--------------------------------------|------------------------------|--------------|---|--|------------------------------|--------------------------------------|------------------------------|
| ALIAS | PARTICULARS | Unaudited Figures For Year 2016 - 2017 | Budget Estimates 2017 - 2018 | Revised Budget Estimates 2017 - 2018 | Budget Estimates 2018 - 2019 | ALIAS | PARTICULARS | Unaudited Figures For Year 2016 - 2017 | Budget Estimates 2017 - 2018 | Revised Budget Estimates 2017 - 2018 | Budget Estimates 2018 - 2019 |
| BR07.214.006 | [1190] Grant For Ugc International Conference | | | | | BP07.214.006 | [4546] International Conference | | | | |
| BR07.214.008 | [1192] Ugc Grant For Server | | | | | BP07.214.011 | [4551] Ugc Grant For Server | | | | |
| | BR07.214 TOTAL | 4,29,300 | | | | | BP07.214 TOTAL | 4,29,300 | | | |
| | BR07 TOTAL | 4,29,300 | | | | | BP07 TOTAL | 4,29,300 | | | |
| BR10 | Grant-In-Aid U G C - Xii Plan - Capital | | | | | BP10 | Grant-In-Aid U G C -Other Than Plan - Capital/ Revenue | | | | |
| BR10.104 | Book And Journals | | | | | BP10.104 | Book And Journals | | | | |
| BR10.104.001 | [1345] University Library | | | | | BP10.104.001 | [4710] University Library | | | | |
| | BR10.104 TOTAL | | | | | | BP10.104 TOTAL | | | | |
| | BR10 TOTAL | | | | | | BP10 TOTAL | | | | |
| BR11 | Grant-In-Aid U G C - Xii Plan - Revenue | | | | | BP11 | Grant-In-Aid U G C - Xii Plan - Revenue | | | | |
| BR11.216 | Conferences / Seminars / Symposia / Workshops | | | | | BP11.216 | Conferences / Seminars / Symposia / Workshops | | | | |
| BR11.216.001 | [1515] International Level Conference/Seminar / Wokshop | | 3,00,000 | | | BP11.216.001 | [4915] International Level Conference/Seminar / Wokshop | | 3,00,000 | | |
| BR11.216.002 | [1516] National Level Conference/Seminar / Wokshop | 53,800 | | | | BP11.216.002 | [4916] National Level Conference/Seminar / Wokshop | 53,800 | | | |
| | BR11.216 TOTAL | 53,800 | 3,00,000 | | | | BP11.216 TOTAL | 53,800 | 3,00,000 | | |
| | BR11 TOTAL | 53,800 | 3,00,000 | | | | BP11 TOTAL | 53,800 | 3,00,000 | | |
| | Sector B TOTAL | 4,83,100 | 3,00,000 | | | | Sector B TOTAL | 4,83,100 | 3,00,000 | | |
| Sector D | Deposits And Advances Budget | | | | | Sector D | Deposits And Advances Budget | | | | |
| DR01 | Students Related Deposits | | | | | DP01 | Students Related Deposits | | | | |
| DR01.301 | Library Deposit | | | | | DP01.301 | Library Deposit | | | | |
| DR01.301.001 | [2105] Receipts Of Deposit | 55,87,700 | 60,00,000 | 74,58,450 | 75,00,000 | DP01.301.001 | [5291] Refund Of Deposit | 55,87,700 | 60,00,000 | 74,58,450 | 75,00,000 |
| | DR01.301 TOTAL | 55,87,700 | 60,00,000 | 74,58,450 | 75,00,000 | | DP01.301 TOTAL | 55,87,700 | 60,00,000 | 74,58,450 | 75,00,000 |
| | DR01 TOTAL | 55,87,700 | 60,00,000 | 74,58,450 | 75,00,000 | | DP01 TOTAL | 55,87,700 | 60,00,000 | 74,58,450 | 75,00,000 |
| | Sector D TOTAL | 55,87,700 | 60,00,000 | 74,58,450 | 75,00,000 | | Sector D TOTAL | 55,87,700 | 60,00,000 | 74,58,450 | 75,00,000 |
| | 5004 Aided Total | 4,63,80,130 | 4,21,50,000 | 5,36,42,880 | 5,68,94,690 | | 5004 Aided Total | 4,27,43,940 | 4,20,43,000 | 5,13,13,330 | 5,67,52,690 |

5007 - N.S.S. (Aided)

(Old Aided Code : 0060)

| RECEIPTS | | | | | | EXPENDITURE | | | | | |
|--------------|--|---|------------------------------------|---|------------------------------------|--------------|---|---|------------------------------------|---|------------------------------------|
| ALIAS | PARTICULARS | Unaudited Figures For Year 2016 - 2017 | Budget Estimates 2017 - 2018 | Revised Budget Estimates 2017 - 2018 | Budget Estimates 2018 - 2019 | ALIAS | PARTICULARS | Unaudited Figures For Year 2016 - 2017 | Budget Estimates 2017 - 2018 | Revised Budget Estimates 2017 - 2018 | Budget Estimates 2018 - 2019 |
| Sector A | Capital And Revenue Receipt / Expenditure Budget | | | | | Sector A | Capital And Revenue Receipt / Expenditure Budget | | | | |
| AR21 | Fees From Students & Colleges | | | | | AP21 | Academic & Activity Expenses | | | | |
| AR21.202 | Academic Receipts -Institution | | | | | AP21.202 | Activity Expenses | | | | |
| | [0248] Enrolment Fee - Gross | 1,00,000 | 1,03,000 | | | AP21.202.034 | [3388] Awards & Prizes | | 15,000 | 15,000 | 15,000 |
| | [0249] Enrolment Fee - Less : 100% Transfer To University | | | | | AP21.202.084 | [3437] Honorarium To Zonal Co-Ordinator | 5,000 | 20,000 | 20,000 | 20,000 |
| AR21.202.013 | [0250] Enrolment Fee - Net | 41,080 | 1,03,000 | 1,00,000 | 1,00,000 | AP21.202.085 | [3438] Activity Expenses | 59,634 | 65,000 | 65,000 | 65,000 |
| AR21.202.028 | [6333] Dairy & Badges Fees | 44,085 | 1,03,000 | 1,00,000 | 1,00,000 | | | | | | |
| | AR21.202 TOTAL | 85,165 | 2,06,000 | 2,00,000 | 2,00,000 | | AP21.202 TOTAL | 64,634 | 1,00,000 | 1,00,000 | 1,00,000 |
| AR21.203 | Activity Fees | | | | | | | | | | |
| AR21.203.098 | [0357] Camp Fee | 22,780 | 51,500 | 50,000 | 50,000 | | | | | | |
| | AR21.203 TOTAL | 22,780 | 51,500 | 50,000 | 50,000 | | | | | | |
| AR21.209 | Other Projects Receipts | | | | | AP21.209 | Students' Welfare , Sports & Cultural Activitvies Expenses | | | | |
| AR21.209.008 | [0452] Transfer From Grants | 2,54,026 | 3,09,000 | 3,00,000 | 3,00,000 | AP21.209.026 | [3575] State Level Nss Camps | 48,529 | 24,000 | 24,000 | 24,000 |
| | | | | | | AP21.209.029 | [3578] Republic Camp Expenses | 61,800 | 1,03,000 | 1,00,000 | 1,00,000 |
| | | | | | | AP21.209.030 | [3579] University Level Camp Expenses | 48,281 | 1,20,000 | 1,20,000 | 1,20,000 |
| | | | | | | AP21.209.031 | [3580] Nss Dairy & Badges | 97,537 | 1,03,000 | 1,00,000 | 1,00,000 |
| | AR21.209 TOTAL | 2,54,026 | 3,09,000 | 3,00,000 | 3,00,000 | | AP21.209 TOTAL | 2,56,147 | 3,50,000 | 3,44,000 | 3,44,000 |
| | AR21 TOTAL | 3,61,971 | 5,66,500 | 5,50,000 | 5,50,000 | | AP21 TOTAL | 3,20,781 | 4,50,000 | 4,44,000 | 4,44,000 |
| | | | | | | AP22 | Administrative & General Expenses | | | | |
| | | | | | | AP22.201 | Administrative Expenses | | | | |
| | | | | | | AP22.201.002 | [3602] Printing | 27,850 | 30,000 | 30,000 | 30,000 |
| | | | | | | AP22.201.003 | [3603] Stationery | 1,875 | 5,000 | 5,000 | 5,000 |
| | | | | | | AP22.201.005 | [3605] Xeroxing Charges | 11,859 | 5,000 | 5,000 | 5,000 |
| | | | | | | AP22.201.007 | [3607] Telephone And Internet Charges | 10,984 | 15,000 | 15,000 | 15,000 |
| | | | | | | AP22.201.008 | [3608] Postage , Telegram & Courier Charges | 1,960 | 4,000 | 4,000 | 4,000 |
| | | | | | | AP22.201.022 | [3622] Bank Charges | 975 | 2,000 | 2,000 | 2,000 |
| | | | | | | AP22.201.023 | [3623] Miscellaneous Expenses | 2,885 | 5,000 | 5,000 | 5,000 |
| | | | | | | AP22.201.024 | [3624] Statutory Audit Charges | 30,000 | 30,000 | 30,000 | 30,000 |
| | | | | | | | AP22.201 TOTAL | 88,388 | 96,000 | 96,000 | 96,000 |
| | | | | | | AP22.202 | Travelling And Transportation Expenses | | | | |
| | | | | | | AP22.202.001 | [3645] Ta/Da Expenses Staff | 4,835 | 10,000 | 10,000 | 10,000 |
| | | | | | | AP22.202.002 | [3646] Ta/Da Expenses Meeting | 14,040 | 15,000 | 15,000 | 15,000 |
| | | | | | | | AP22.202 TOTAL | 18,875 | 25,000 | 25,000 | 25,000 |

| RECEIPTS | | | | | | EXPENDITURE | | | | | |
|--------------|--|--|------------------------------|--------------------------------------|------------------------------|--------------|--|--|------------------------------|--------------------------------------|------------------------------|
| ALIAS | PARTICULARS | Unaudited Figures For Year 2016 - 2017 | Budget Estimates 2017 - 2018 | Revised Budget Estimates 2017 - 2018 | Budget Estimates 2018 - 2019 | ALIAS | PARTICULARS | Unaudited Figures For Year 2016 - 2017 | Budget Estimates 2017 - 2018 | Revised Budget Estimates 2017 - 2018 | Budget Estimates 2018 - 2019 |
| | | | | | | AP22.205 | Repairs And Maintenance | | | | |
| | | | | | | AP22.205.001 | [3675] Maintenance Of Office Equipments | 240 | 5,000 | 5,000 | 5,000 |
| | | | | | | AP22.205.004 | [3678] Maintenance Of Hardwares | 800 | 4,000 | 4,000 | 4,000 |
| | | | | | | | AP22.205 TOTAL | 1,040 | 9,000 | 9,000 | 9,000 |
| | | | | | | AP22.206 | Other Expenses | | | | |
| | | | | | | AP22.206.004 | [3713] Hospitality & Sumptuary Expenses | 14,279 | 30,000 | 35,000 | 35,000 |
| | | | | | | | AP22.206 TOTAL | 14,279 | 30,000 | 35,000 | 35,000 |
| | | | | | | AP22.207 | Contribution To Reserve Funds | | | | |
| | | | | | | AP22.207.004 | [3733] Salary Fund | | | | |
| | | | | | | | AP22.207 TOTAL | | | | |
| | | | | | | | AP22 TOTAL | 1,22,582 | 1,60,000 | 1,65,000 | 1,65,000 |
| | | | | | | AP31 | Staff Payments & Benefits | | | | |
| | | | | | | AP31.205 | Un Aided Non Teaching | | | | |
| | | | | | | AP31.205.007 | [3806] Overtime | | | | |
| | | | | | | AP31.205.014 | [3813] Water Allowance | | | | |
| | | | | | | AP31.205.017 | [5901] SNTD ARTS-CCG_NT_UA | | | | |
| | | | | | | | AP31.205 TOTAL | | | | |
| | | | | | | | AP31 TOTAL | | | | |
| AR32 | Other Income | | | | | | | | | | |
| AR32.202 | Interest On Saving Accounts | | | | | | | | | | |
| AR32.202.001 | [0520] Interest On Saving Bank Account | 1,64,597 | 1,50,000 | 1,50,000 | 1,50,000 | | | | | | |
| | AR32.202 TOTAL | 1,64,597 | 1,50,000 | 1,50,000 | 1,50,000 | | | | | | |
| AR32.208 | Miscellaneous Receipts | | | | | | | | | | |
| AR32.208.001 | [0560] Sale Of Tender Forms / Waste Papers | | | | | | | | | | |
| AR32.208.003 | [0562] Income From Consultancy Charges | | | | | | | | | | |
| | AR32.208 TOTAL | | | | | | | | | | |
| | AR32 TOTAL | 1,64,597 | 1,50,000 | 1,50,000 | 1,50,000 | | | | | | |
| | Sector A TOTAL | 5,26,568 | 7,16,500 | 7,00,000 | 7,00,000 | | Sector A TOTAL | 4,43,363 | 6,10,000 | 6,09,000 | 6,09,000 |
| Sector B | Agency Budget | | | | | Sector B | Agency Budget | | | | |
| BR01 | Grant -In- Aid State /Central Government Agency - Other Than Research | | | | | BP01 | Grant -In- Aid State /Central Government Agency - Other Than Research | | | | |
| BR01.201 | Receipt From State Government | | | | | | | | | | |
| BR01.201.001 | [0785] Receipt Of Grant | 10,87,358 | 20,38,542 | | | | | | | | |
| BR01.201.004 | [768] Receipt Of Regular Activity Grant | | | 10,41,667 | 10,41,667 | | | | | | |
| BR01.201.005 | [769] Receipt Of Special Camp Grant | | | 9,37,500 | 9,37,500 | | | | | | |
| | BR01.201 TOTAL | 10,87,358 | 20,38,542 | 19,79,167 | 19,79,167 | | | | | | |

| RECEIPTS | | | | | | EXPENDITURE | | | | | |
|--------------|---|---|------------------------------------|---|------------------------------------|--------------|--|---|------------------------------------|---|------------------------------------|
| ALIAS | PARTICULARS | Unaudited Figures For Year 2016 - 2017 | Budget Estimates 2017 - 2018 | Revised Budget Estimates 2017 - 2018 | Budget Estimates 2018 - 2019 | ALIAS | PARTICULARS | Unaudited Figures For Year 2016 - 2017 | Budget Estimates 2017 - 2018 | Revised Budget Estimates 2017 - 2018 | Budget Estimates 2018 - 2019 |
| BR01.202 | Receipt From Central Government | | | | | | | | | | |
| BR01.202.001 | [0790] Receipt Of Grant | 48,45,287 | 28,53,958 | | | | | | | | |
| BR01.202.004 | [772] Receipt Of Regular Activity Grant | | | 14,58,333 | 14,58,333 | | | | | | |
| BR01.202.005 | [773] Receipt Of Special Camp Grant | | | 13,12,500 | 13,12,500 | | | | | | |
| | BR01.202 TOTAL | 48,45,287 | 28,53,958 | 27,70,833 | 27,70,833 | | | | | | |
| | | | | | | BP01.209 | Other Operational Expenditure | | | | |
| | | | | | | BP01.209.001 | [4021] University Percentage Share Expenditure | 2,54,026 | 3,09,000 | 3,00,000 | 3,00,000 |
| | | | | | | BP01.209.003 | [4023] Investment In Fixed Deposit | 23,49,096 | | | |
| | | | | | | BP01.209.012 | [4032] Miscellaneous Expenses | | | | |
| | | | | | | BP01.209.024 | [4044] Transfer To Colleges For Regular Activities | 17,52,854 | 22,66,000 | 22,00,000 | 22,00,000 |
| | | | | | | BP01.209.025 | [4046] Transfer To Colleges For Special Camp | 15,76,669 | 23,17,500 | 22,50,000 | 22,50,000 |
| | | | | | | | BP01.209 TOTAL | 59,32,645 | 48,92,500 | 47,50,000 | 47,50,000 |
| | BR01 TOTAL | 59,32,645 | 48,92,500 | 47,50,000 | 47,50,000 | | BP01 TOTAL | 59,32,645 | 48,92,500 | 47,50,000 | 47,50,000 |
| | | | | | | BP07 | Grant-In-Aid U G C - Revenue -Development -Merged Schemes | | | | |
| | | | | | | BP07.214 | Other Operational Expenditure | | | | |
| | | | | | | BP07.214.006 | [4546] International Conference | | | | |
| | | | | | | | BP07.214 TOTAL | | | | |
| | | | | | | | BP07 TOTAL | | | | |
| | Sector B TOTAL | 59,32,645 | 48,92,500 | 47,50,000 | 47,50,000 | | Sector B TOTAL | 59,32,645 | 48,92,500 | 47,50,000 | 47,50,000 |
| | 5007 Aided Total | 64,59,213 | 56,09,000 | 54,50,000 | 54,50,000 | | 5007 Aided Total | 63,76,008 | 55,02,500 | 53,59,000 | 53,59,000 |

Mumbai Churchgate Campus
5008 - Arts Junior College, Churchgate (Aided)
(Old Aided Code : 0233)

| RECEIPTS | | | | | | EXPENDITURE | | | | | |
|--------------|---|---|------------------------------------|---|------------------------------------|--------------|---|---|------------------------------------|---|------------------------------------|
| ALIAS | PARTICULARS | Unaudited Figures For Year 2016 - 2017 | Budget Estimates 2017 - 2018 | Revised Budget Estimates 2017 - 2018 | Budget Estimates 2018 - 2019 | ALIAS | PARTICULARS | Unaudited Figures For Year 2016 - 2017 | Budget Estimates 2017 - 2018 | Revised Budget Estimates 2017 - 2018 | Budget Estimates 2018 - 2019 |
| Sector A | Capital And Revenue Receipt / Expenditure Budget | | | | | Sector A | Capital And Revenue Receipt / Expenditure Budget | | | | |
| | | | | | | AP01 | Land & Building | | | | |
| | | | | | | AP01.102 | Major Repairs & Renovation | | | | |
| | | | | | | AP01.102.005 | [3015] Major Repairs & Renovation | 1,00,000 | 1,00,000 | 1,00,000 | 75,000 |
| | | | | | | | AP01.102 TOTAL | 1,00,000 | 1,00,000 | 1,00,000 | 75,000 |
| | | | | | | | AP01 TOTAL | 1,00,000 | 1,00,000 | 1,00,000 | 75,000 |
| | | | | | | AP03 | Furniture & Fixtures | | | | |
| | | | | | | AP03.101 | Purchase Of Furniture & Fixtures | | | | |
| | | | | | | AP03.101.001 | [3065] Purchase Of Furniture | 6,857 | 1,30,000 | 1,30,000 | 1,00,000 |
| | | | | | | | AP03.101 TOTAL | 6,857 | 1,30,000 | 1,30,000 | 1,00,000 |
| | | | | | | | AP03 TOTAL | 6,857 | 1,30,000 | 1,30,000 | 1,00,000 |
| | | | | | | AP04 | Equipments | | | | |
| | | | | | | AP04.101 | Purchase Of Equipments | | | | |
| | | | | | | AP04.101.003 | [3087] Purchase Of Equipment | 1,46,562 | 1,30,000 | 1,30,000 | 1,00,000 |
| | | | | | | | AP04.101 TOTAL | 1,46,562 | 1,30,000 | 1,30,000 | 1,00,000 |
| | | | | | | | AP04 TOTAL | 1,46,562 | 1,30,000 | 1,30,000 | 1,00,000 |
| | | | | | | AP08 | Software & Development | | | | |
| | | | | | | AP08.101 | Purchase Of Software | | | | |
| | | | | | | AP08.101.005 | [3174] Purchase Of Software | 12,720 | 60,000 | | 50,000 |
| | | | | | | | AP08.101 TOTAL | 12,720 | 60,000 | | 50,000 |
| | | | | | | | AP08 TOTAL | 12,720 | 60,000 | | 50,000 |
| | | | | | | AP09 | Hardware & Peripherals | | | | |
| | | | | | | AP09.101 | Development Exp. | | | | |
| | | | | | | AP09.101.002 | [3201] Purchase Of Hardware | 45,899 | 60,000 | 30,000 | 60,000 |
| | | | | | | | AP09.101 TOTAL | 45,899 | 60,000 | 30,000 | 60,000 |
| | | | | | | | AP09 TOTAL | 45,899 | 60,000 | 30,000 | 60,000 |
| AR10 | Other Development Receipts | | | | | | | | | | |
| AR10.101 | Development Fees | | | | | | | | | | |
| AR10.101.001 | [0111] Development Fees From Student - Institute Share | 1,45,250 | 1,50,000 | 1,54,875 | 1,56,250 | | | | | | |
| | [0112] Development Fees From Student- University Share | 1,45,250 | | 1,54,875 | 1,56,250 | | | | | | |

| RECEIPTS | | | | | | EXPENDITURE | | | | | |
|--------------|--|--|------------------------------|--------------------------------------|------------------------------|--------------|---|--|------------------------------|--------------------------------------|------------------------------|
| ALIAS | PARTICULARS | Unaudited Figures For Year 2016 - 2017 | Budget Estimates 2017 - 2018 | Revised Budget Estimates 2017 - 2018 | Budget Estimates 2018 - 2019 | ALIAS | PARTICULARS | Unaudited Figures For Year 2016 - 2017 | Budget Estimates 2017 - 2018 | Revised Budget Estimates 2017 - 2018 | Budget Estimates 2018 - 2019 |
| | [0113] Development Fee | 2,95,000 | | 3,09,750 | 3,12,500 | | | | | | |
| | AR10.101 TOTAL | 1,45,250 | 1,50,000 | 1,54,875 | 1,56,250 | | | | | | |
| | AR10 TOTAL | 1,45,250 | 1,50,000 | 1,54,875 | 1,56,250 | | | | | | |
| AR21 | Fees From Students & Colleges | | | | | AP21 | Academic & Activity Expenses | | | | |
| | | | | | | AP21.201 | Academic Expenses | | | | |
| | | | | | | AP21.201.001 | [3325] Admission Expenses | | | | |
| | | | | | | AP21.201.002 | [3326] Publications | | | | |
| | | | | | | AP21.201.011 | [3335] Prospectus Expenses | 13,583 | 20,000 | | |
| | | | | | | AP21.201.012 | [3336] Forms Expenses | | 5,000 | | 5,000 |
| | | | | | | | AP21.201 TOTAL | 13,583 | 25,000 | | 5,000 |
| AR21.202 | Academic Receipts -Institution | | | | | AP21.202 | Activity Expenses | | | | |
| AR21.202.001 | [0220] Admission Fee | 366 | 13,000 | 13,512 | 13,720 | AP21.202.001 | [3355] Gymkhana Expenses | | | | |
| AR21.202.002 | [0221] Tuition Fee | 23,400 | 28,000 | 45,980 | 49,000 | AP21.202.007 | [3361] Arts & Painting Expenses | | | | |
| AR21.202.003 | [0222] Computer Training Fee | | | | | AP21.202.502 | [3464] Refund Affiliation Fees | | | | |
| AR21.202.004 | [0223] Identity Card Fee | 40,705 | 42,000 | 47,355 | 46,000 | | | | | | |
| | [0224] Diary Fee - Gross | 58,100 | 60,000 | 28,500 | | | | | | | |
| | [0225] Diary Fee - Less : 100% Transfer To University | 58,100 | 60,000 | 28,500 | | | | | | | |
| AR21.202.005 | [0226] Diary Fee - Net | | | | | | | | | | |
| | [0228] E-Suvidha - Less : 100% Transfer To University | | | | | | | | | | |
| AR21.202.006 | [0229] E-Suvidha - Net | | | | | | | | | | |
| AR21.202.007 | [0232] Students Welfare Fee - Net | | | | | | | | | | |
| | [0233] Medical Fee - Gross | 40,670 | 42,000 | 43,365 | 43,750 | | | | | | |
| | [0234] Medical Fee-Less : Transfer To University | 40,670 | 42,000 | 43,365 | 43,750 | | | | | | |
| AR21.202.008 | [0235] Medical Fee - Net | | | | | | | | | | |
| | [0236] Sports Fee - Gross | 1,16,200 | 1,20,000 | 1,23,900 | 1,25,000 | | | | | | |
| | [0237] Sports Fee -Less : Transfer To University | 1,16,200 | 1,20,000 | 1,23,900 | 1,25,000 | | | | | | |
| AR21.202.009 | [0238] Sports Fee - Net | | | | | | | | | | |
| | [0245] Eligibility Fee -Gross | 1,200 | 1,500 | 4,700 | 5,000 | | | | | | |
| | [0246] Eligibility Fee -Less : 100% Transfer To University | 1,200 | 1,500 | 4,700 | 5,000 | | | | | | |
| AR21.202.012 | [0247] Eligibility Fee -Net | | | | | | | | | | |
| | [0248] Enrolment Fee - Gross | 11,675 | 15,000 | 28,250 | 30,000 | | | | | | |
| | [0249] Enrolment Fee - Less : 100% Transfer To University | 11,675 | 15,000 | 27,000 | 30,000 | | | | | | |
| AR21.202.013 | [0250] Enrolment Fee - Net | | | | | | | | | | |
| | [0251] Examinations - Gross | 3,82,085 | 60,000 | 3,59,400 | 3,59,400 | | | | | | |

| RECEIPTS | | | | | | EXPENDITURE | | | | | |
|--------------|---|--|------------------------------|--------------------------------------|------------------------------|--------------|--|--|------------------------------|--------------------------------------|------------------------------|
| ALIAS | PARTICULARS | Unaudited Figures For Year 2016 - 2017 | Budget Estimates 2017 - 2018 | Revised Budget Estimates 2017 - 2018 | Budget Estimates 2018 - 2019 | ALIAS | PARTICULARS | Unaudited Figures For Year 2016 - 2017 | Budget Estimates 2017 - 2018 | Revised Budget Estimates 2017 - 2018 | Budget Estimates 2018 - 2019 |
| AR21.202.014 | [0252] Examinations -Less :Transfer To University | 3,24,705 | | 2,97,450 | 2,96,900 | | | | | | |
| | [0253] Examinations Fee- Net | 57,380 | 60,000 | 61,950 | 62,500 | | | | | | |
| | AR21.202 TOTAL | 1,21,851 | 1,43,000 | 1,68,797 | 1,71,220 | | AP21.202 TOTAL | | | | |
| AR21.203 | Activity Fees | | | | | AP21.203 | Examination Expenses | | | | |
| AR21.203.017 | [0276] Term Fee | 3,856 | 50,400 | 51,840 | 52,300 | AP21.203.002 | [3471] Stationery | 59,501 | 50,000 | 50,000 | 50,000 |
| AR21.203.018 | [0277] Swaymsiddha Fee | 1,16,200 | 1,20,000 | 1,23,900 | 1,25,000 | AP21.203.003 | [3472] Printing Of Answer Books | 65,418 | 1,00,000 | 60,000 | 1,00,000 |
| AR21.203.019 | [0278] Mathematics Fee | 98,000 | 2,60,000 | 1,60,000 | 1,60,000 | AP21.203.004 | [3473] Printing Of Question Papers | 1,15,754 | 1,10,000 | 1,15,000 | 1,15,000 |
| AR21.203.020 | [0279] Gym Fitness Fee | 1,72,048 | 2,40,000 | 2,47,800 | 2,50,000 | AP21.203.005 | [3474] Ph.D Remuneration Expenses | | | | |
| AR21.203.029 | [0288] Activity Fees | | | | | AP21.203.006 | [3475] Examination Remuneration | | | | |
| AR21.203.068 | [0327] Annual Miscell Aneous | 1,95,515 | 2,10,000 | 1,87,985 | 1,90,500 | AP21.203.013 | [3482] Paper Setting | | | | |
| | AR21.203 TOTAL | 5,85,619 | 8,80,400 | 7,71,525 | 7,77,800 | | AP21.203 TOTAL | 2,40,673 | 2,60,000 | 2,25,000 | 2,65,000 |
| AR21.207 | Other Fee | | | | | | | | | | |
| AR21.207.002 | [0412] Fine/ Miscellaneous Fee | | | | | AP21.209 | Students' Welfare , Sports & Cultural Activities Expenses | | | | |
| | AR21.207 TOTAL | | | | | AP21.209.001 | [3550] Annual Social /Cultural | 51,675 | 1,00,000 | 1,00,000 | 1,00,000 |
| | | | | | | AP21.209.008 | [3557] Annual Sports Felicitation Programme | 78,953 | 1,00,000 | 1,00,000 | 1,00,000 |
| | | | | | | AP21.209.021 | [3570] Swayamsidha Camps | 44,000 | 55,000 | 55,000 | 55,000 |
| | | | | | | | AP21.209 TOTAL | 1,74,628 | 2,55,000 | 2,55,000 | 2,55,000 |
| | AR21 TOTAL | 7,07,470 | 10,23,400 | 9,40,322 | 9,49,020 | | AP21 TOTAL | 4,28,884 | 5,40,000 | 4,80,000 | 5,25,000 |
| | | | | | | AP22 | Administrative & General Expenses | | | | |
| | | | | | | AP22.201 | Administrative Expenses | | | | |
| | | | | | | AP22.201.001 | [3601] Advertisement And Publicity | | 20,000 | | 10,000 |
| | | | | | | AP22.201.002 | [3602] Printing | | | | |
| | | | | | | AP22.201.003 | [3603] Stationery | 1,60,475 | 1,60,000 | 1,60,000 | 1,60,000 |
| | | | | | | AP22.201.004 | [3604] Paper For Printing | | | | |
| | | | | | | AP22.201.005 | [3605] Xeroxing Charges | 19,523 | 20,000 | 20,000 | 20,000 |
| | | | | | | AP22.201.006 | [3606] Electricity And Power | | | | |
| | | | | | | AP22.201.007 | [3607] Telephone And Internet Charges | 27,790 | 27,000 | 30,000 | 30,000 |
| | | | | | | AP22.201.008 | [3608] Postage , Telegram & Courier Charges | 609 | 3,000 | 3,000 | 3,000 |
| | | | | | | AP22.201.009 | [3609] Legal Charges | | 10,000 | 10,000 | 10,000 |
| | | | | | | AP22.201.010 | [3610] Professional Charges | | | | |
| | | | | | | AP22.201.011 | [3611] Meeting Expenses | 7,606 | 13,000 | 13,000 | 15,000 |
| | | | | | | AP22.201.012 | [3612] Membership / Subscription Expenses | | | | |
| | | | | | | AP22.201.013 | [3613] Contingency Expenses | 5,285 | 7,000 | 7,000 | 7,000 |
| | | | | | | AP22.201.014 | [3614] News Paper, Periodicals (Magaziens & Journals) | | | | |

| RECEIPTS | | | | | | EXPENDITURE | | | | | |
|--------------|---|---|------------------------------------|---|------------------------------------|--------------|---|---|------------------------------------|---|------------------------------------|
| ALIAS | PARTICULARS | Unaudited Figures For Year 2016 - 2017 | Budget Estimates 2017 - 2018 | Revised Budget Estimates 2017 - 2018 | Budget Estimates 2018 - 2019 | ALIAS | PARTICULARS | Unaudited Figures For Year 2016 - 2017 | Budget Estimates 2017 - 2018 | Revised Budget Estimates 2017 - 2018 | Budget Estimates 2018 - 2019 |
| | | | | | | AP22.201.015 | [3615] Uniform To Peons | | | | |
| | | | | | | AP22.201.016 | [3616] Sanitary Materials | 15,285 | 15,000 | 16,000 | 20,000 |
| | | | | | | AP22.201.022 | [3622] Bank Charges | 5,111 | 7,000 | 7,000 | 7,000 |
| | | | | | | AP22.201.023 | [3623] Miscellaneous Expenses | 2,426 | 10,000 | 8,000 | 7,000 |
| | | | | | | AP22.201.024 | [3624] Statutory Audit Charges | | 20,000 | 20,000 | 20,000 |
| | | | | | | AP22.201.025 | [3625] Internal Audit Charges | | 15,000 | 15,000 | 15,000 |
| | | | | | | | AP22.201 TOTAL | 2,44,110 | 3,27,000 | 3,09,000 | 3,24,000 |
| | | | | | | AP22.202 | Travelling And Transportation Expenses | | | | |
| | | | | | | AP22.202.001 | [3645] Ta/Da Expenses Staff | 10,755 | 14,000 | 14,000 | 14,000 |
| | | | | | | AP22.202.002 | [3646] Ta/Da Expenses Meeting | | | | |
| | | | | | | | AP22.202 TOTAL | 10,755 | 14,000 | 14,000 | 14,000 |
| | | | | | | AP22.203 | Insurance & Taxes | | | | |
| | | | | | | AP22.203.001 | [3655] Insurance | | | | |
| | | | | | | AP22.203.002 | [3656] Rates And Taxes | | | | |
| | | | | | | | AP22.203 TOTAL | | | | |
| | | | | | | AP22.205 | Repairs And Maintenance | | | | |
| | | | | | | AP22.205.001 | [3675] Maintenance Of Office Equipments | 1,450 | 20,000 | 20,000 | 20,000 |
| | | | | | | AP22.205.002 | [3676] Maintenance Of Furniture & Fixture | 10,390 | 30,000 | 70,000 | 40,000 |
| | | | | | | AP22.205.003 | [3677] Maintenance Of Electric Installation | 2,585 | 7,000 | 10,000 | 10,000 |
| | | | | | | AP22.205.004 | [3678] Maintenance Of Hardwares | 10,430 | 25,000 | 55,000 | 35,000 |
| | | | | | | AP22.205.012 | [3686] Maintenance Of Building | | | | |
| | | | | | | AP22.205.013 | [3687] Maintenance Of Plant & Machinery | | | | |
| | | | | | | | AP22.205 TOTAL | 24,855 | 82,000 | 1,55,000 | 1,05,000 |
| | | | | | | | AP22 TOTAL | 2,79,720 | 4,23,000 | 4,78,000 | 4,43,000 |
| AR31 | Salary Grants | | | | | AP31 | Staff Payments & Benefits | | | | |
| AR31.201 | State Government- Salary Grants (Non Teaching /Teaching Staff Under Sps) | | | | | AP31.201 | Aided Salaries (Teaching Staff Approved Under Sps) | | | | |
| AR31.201.001 | [0485] Salary Grant | 1,70,27,762 | 1,79,45,000 | 1,84,69,800 | 2,15,40,400 | AP31.201.001 | [3750] Pay & Allowances | 1,70,27,762 | 1,68,00,000 | 1,76,83,400 | 1,98,83,800 |
| AR31.201.002 | [0486] Arrears Of Salary Grants | | | | | AP31.201.002 | [3751] Clock Hour Basis / Consolidated | | | 1,17,000 | 50,000 |
| | | | | | | AP31.201.003 | [3752] Vacant Posts | | 11,45,000 | 6,69,400 | 16,06,600 |
| | | | | | | | AP31.201 TOTAL | 1,70,27,762 | 1,79,45,000 | 1,84,69,800 | 2,15,40,400 |
| | | | | | | AP31.202 | Aided Non Teaching | | | | |
| | | | | | | AP31.202.002 | [3761] Clock Hour Basis / Consolidated | | | | |
| | | | | | | | AP31.202 TOTAL | | | | |
| | | | | | | AP31.205 | Un Aided Non Teaching | | | | |
| | | | | | | AP31.205.001 | [3793] Pay & Allowances | | | | |
| | | | | | | AP31.205.002 | [3801] Clock Hour Basis / Consolidated | 1,26,790 | 1,80,000 | 1,00,000 | 1,00,000 |
| | | | | | | AP31.205.008 | [3807] Temp. Non Teaching Staff | 1,51,425 | 1,80,000 | 1,40,000 | 1,40,000 |

| RECEIPTS | | | | | | EXPENDITURE | | | | | |
|--------------|--|---|------------------------------------|---|------------------------------------|-------------|---|---|------------------------------------|---|------------------------------------|
| ALIAS | PARTICULARS | Unaudited Figures For Year 2016 - 2017 | Budget Estimates 2017 - 2018 | Revised Budget Estimates 2017 - 2018 | Budget Estimates 2018 - 2019 | ALIAS | PARTICULARS | Unaudited Figures For Year 2016 - 2017 | Budget Estimates 2017 - 2018 | Revised Budget Estimates 2017 - 2018 | Budget Estimates 2018 - 2019 |
| | AR31 TOTAL | 1,70,27,762 | 1,79,45,000 | 1,84,69,800 | 2,15,40,400 | | AP31.205 TOTAL | 2,78,215 | 3,60,000 | 2,40,000 | 2,40,000 |
| | | | | | | | AP31 TOTAL | 1,73,05,977 | 1,83,05,000 | 1,87,09,800 | 2,17,80,400 |
| AR32 | Other Income | | | | | | | | | | |
| AR32.202 | Interest On Saving Accounts | | | | | | | | | | |
| AR32.202.001 | [0520] Interest On Saving Bank Account | 1,91,324 | 1,45,000 | 1,23,464 | 74,000 | | | | | | |
| | AR32.202 TOTAL | 1,91,324 | 1,45,000 | 1,23,464 | 74,000 | | | | | | |
| AR32.208 | Miscellaneous Receipts | | | | | | | | | | |
| AR32.208.042 | [0601] Miscellaneous Receipt | 2,07,555 | 2,07,400 | 2,07,411 | 2,07,500 | | | | | | |
| | AR32.208 TOTAL | 2,07,555 | 2,07,400 | 2,07,411 | 2,07,500 | | | | | | |
| | AR32 TOTAL | 3,98,879 | 3,52,400 | 3,30,875 | 2,81,500 | | | | | | |
| AR33 | Income From Investments | | | | | | | | | | |
| AR33.201 | Investments From Earmarked/Endowment Fund | | | | | | | | | | |
| AR33.201.007 | [0617] Interest On Term Deposits With Bank | 2,44,528 | 2,50,000 | 2,06,100 | 2,93,600 | | | | | | |
| | AR33.201 TOTAL | 2,44,528 | 2,50,000 | 2,06,100 | 2,93,600 | | | | | | |
| | AR33 TOTAL | 2,44,528 | 2,50,000 | 2,06,100 | 2,93,600 | | | | | | |
| AR34 | Sale Of Publications | | | | | | | | | | |
| AR34.203 | Sale Of Prospectus & Admission Forms | | | | | | | | | | |
| AR34.203.001 | [0645] Sale Of Prospectus & Admission Forms | 42,590 | 50,000 | 11,840 | 12,000 | | | | | | |
| | AR34.203 TOTAL | 42,590 | 50,000 | 11,840 | 12,000 | | | | | | |
| | AR34 TOTAL | 42,590 | 50,000 | 11,840 | 12,000 | | | | | | |
| | Sector A TOTAL | 1,85,66,479 | 1,97,70,800 | 2,01,13,812 | 2,32,32,770 | | Sector A TOTAL | 1,83,26,619 | 1,97,48,000 | 2,00,57,800 | 2,31,33,400 |
| Sector C | Earmarked And Special Funds Budget | | | | | Sector C | Earmarked And Special Funds Budget | | | | |
| CR01 | Corpus Fund | | | | | | | | | | |
| CR01.209 | [1615] Interest On Deposits | | | | | | | | | | |
| | CR01 TOTAL | | | | | | | | | | |
| | Sector C TOTAL | | | | | | Sector C TOTAL | | | | |
| | 5008 Aided Total | 1,85,66,479 | 1,97,70,800 | 2,01,13,812 | 2,32,32,770 | | 5008 Aided Total | 1,83,26,619 | 1,97,48,000 | 2,00,57,800 | 2,31,33,400 |

5009 - Department of Education, Churchgate (Aided)

(Old Aided Code : 0423)

| RECEIPTS | | | | | | EXPENDITURE | | | | | |
|----------|---|---|------------------------------------|---|------------------------------------|--------------|---|---|------------------------------------|---|------------------------------------|
| ALIAS | PARTICULARS | Unaudited Figures For Year 2016 - 2017 | Budget Estimates 2017 - 2018 | Revised Budget Estimates 2017 - 2018 | Budget Estimates 2018 - 2019 | ALIAS | PARTICULARS | Unaudited Figures For Year 2016 - 2017 | Budget Estimates 2017 - 2018 | Revised Budget Estimates 2017 - 2018 | Budget Estimates 2018 - 2019 |
| Sector A | Capital And Revenue Receipt / Expenditure Budget | | | | | Sector A | Capital And Revenue Receipt / Expenditure Budget | | | | |
| | | | | | | AP03 | Furniture & Fixtures | | | | |
| | | | | | | AP03.101 | Purchase Of Furniture & Fixtures | | | | |
| | | | | | | AP03.101.001 | [3065] Purchase Of Furniture | | 75,000 | 35,000 | 40,000 |
| | | | | | | | AP03.101 TOTAL | | 75,000 | 35,000 | 40,000 |
| | | | | | | | AP03 TOTAL | | 75,000 | 35,000 | 40,000 |
| | | | | | | AP04 | Equipments | | | | |
| | | | | | | AP04.101 | Purchase Of Equipments | | | | |
| | | | | | | AP04.101.003 | [3087] Purchase Of Equipment | | 60,000 | | |
| | | | | | | AP04.101.009 | [3093] Purchase Of Lcd | | | | 30,000 |
| | | | | | | | AP04.101 TOTAL | | 60,000 | | 30,000 |
| | | | | | | | AP04 TOTAL | | 60,000 | | 30,000 |
| | | | | | | AP05 | Electrical Installation Work | | | | |
| | | | | | | AP05.102 | Major Repairs To Electrical Installation | | | | |
| | | | | | | AP05.102.002 | [3132] Major Repairs To Electrical Installation | | 5,000 | 5,000 | 6,000 |
| | | | | | | | AP05.102 TOTAL | | 5,000 | 5,000 | 6,000 |
| | | | | | | | AP05 TOTAL | | 5,000 | 5,000 | 6,000 |
| | | | | | | AP07 | Books & Journals | | | | |
| | | | | | | AP07.101 | Purchase Of Books & Journals | | | | |
| | | | | | | AP07.101.001 | [3155] Purchase Of Books & Journals | 3,430 | | | |
| | | | | | | | AP07.101 TOTAL | 3,430 | | | |
| | | | | | | | AP07 TOTAL | 3,430 | | | |
| | | | | | | AP09 | Hardware & Peripherals | | | | |
| | | | | | | AP09.101 | Development Exp. | | | | |
| | | | | | | AP09.101.001 | [3200] Purchase Of Computer | | 64,000 | | |
| | | | | | | AP09.101.003 | [3202] Purchase Of Laptop | | | | 70,000 |
| | | | | | | AP09.101.006 | [3205] Purchase Of Printer | 11,900 | | | |
| | | | | | | | AP09.101 TOTAL | 11,900 | 64,000 | | 70,000 |
| | | | | | | | AP09 TOTAL | 11,900 | 64,000 | | 70,000 |
| AR10 | Other Development Receipts | | | | | | | | | | |
| AR10.101 | Development Fees | | | | | | | | | | |

| RECEIPTS | | | | | | EXPENDITURE | | | | | |
|--------------|---|--|------------------------------|--------------------------------------|------------------------------|--------------|--|--|------------------------------|--------------------------------------|------------------------------|
| ALIAS | PARTICULARS | Unaudited Figures For Year 2016 - 2017 | Budget Estimates 2017 - 2018 | Revised Budget Estimates 2017 - 2018 | Budget Estimates 2018 - 2019 | ALIAS | PARTICULARS | Unaudited Figures For Year 2016 - 2017 | Budget Estimates 2017 - 2018 | Revised Budget Estimates 2017 - 2018 | Budget Estimates 2018 - 2019 |
| AR10.101.001 | [0111] Development Fees From Student - Institute Share | 3,500 | 7,000 | 2,500 | 14,300 | | | | | | |
| | [0112] Development Fees From Student-University Share | 1,750 | 7,000 | 1,250 | 7,150 | | | | | | |
| | [0113] Development Fee | | | | | | | | | | |
| | AR10.101 TOTAL | 3,500 | 7,000 | 2,500 | 14,300 | | | | | | |
| | AR10 TOTAL | 3,500 | 7,000 | 2,500 | 14,300 | | | | | | |
| AR21 | Fees From Students & Colleges | | | | | AP21 | Academic & Activity Expenses | | | | |
| AR21.201 | Academic Receipts - University | | | | | | | | | | |
| AR21.201.025 | [0208] Alumni Fees Net | 1,000 | 600 | 300 | 700 | | | | | | |
| AR21.201.028 | [0211] Subject Association Fee Net | | 2,800 | | | | | | | | |
| AR21.201.029 | [0212] Calandar Fee Net | 420 | | | | | | | | | |
| | AR21.201 TOTAL | 1,420 | 3,400 | 300 | 700 | | | | | | |
| AR21.202 | Academic Receipts -Institution | | | | | AP21.202 | Activity Expenses | | | | |
| AR21.202.001 | [0220] Admission Fee | 3,450 | 12,880 | 2,300 | 13,200 | AP21.202.001 | [3355] Gymkhana Expenses | 500 | 10,000 | 2,000 | 5,000 |
| AR21.202.002 | [0221] Tution Fee | 15,000 | 2,80,000 | 47,500 | 2,85,000 | AP21.202.011 | [3365] Educational Tour Expenses | 2,480 | 6,000 | 5,000 | 6,000 |
| AR21.202.003 | [0222] Computer Training Fee | | | | | AP21.202.013 | [3367] Phd Expenses | 2,810 | 2,000 | 4,000 | 3,000 |
| | [6345] Computer Training Fee -Gross | | | 4,500 | 28,500 | AP21.202.016 | [3370] Enrichment Activity Expenses | 7,620 | 10,000 | 13,000 | 13,000 |
| | [6346] Computer Training Fee - Less 100% Transfer To University | | | 45,000 | 28,500 | AP21.202.028 | [3382] Certificates/Diploma Courses Expenses | | 23,000 | | 80,000 |
| AR21.202.004 | [0223] Identity Card Fee | 560 | 1,960 | 350 | 2,000 | AP21.202.039 | [3392] Naac Expenses | | | | |
| | [0224] Diary Fee - Gross | 750 | | | | | | | | | |
| | [0225] Diary Fee - Less : 100% Transfer To University | 750 | | | | | | | | | |
| AR21.202.005 | [0226] Diary Fee - Net | | | | | | | | | | |
| | [0227] E-Suvidha Fee - Gross | 750 | 2,800 | 500 | 2,900 | | | | | | |
| | [0228] E-Suvidha - Less : 100% Transfer To University | 750 | 2,800 | 500 | 2,900 | | | | | | |
| AR21.202.006 | [0229] E-Suvidha - Net | | | | | | | | | | |
| | [0230] Students Welfare Fee - Gross | 1,125 | 4,200 | 750 | 4,300 | | | | | | |
| | [0231] Students Welfare Fee -Less : Transfer To University | 1,125 | 4,200 | 750 | 4,300 | | | | | | |
| AR21.202.007 | [0232] Students Welfare Fee - Net | | | | | | | | | | |
| | [0233] Medical Fee - Gross | 525 | 1,960 | 320 | 2,000 | | | | | | |
| | [0234] Medical Fee-Less : Transfer To University | 525 | 1,960 | 320 | 2,000 | | | | | | |
| AR21.202.008 | [0235] Medical Fee - Net | | | | | | | | | | |
| | [0236] Sports Fee - Gross | 1,200 | 5,600 | 1,000 | 5,700 | | | | | | |
| | [0237] Sports Fee -Less : Transfer To University | 1,200 | 5,600 | 1,000 | 5,700 | | | | | | |

| RECEIPTS | | | | | | EXPENDITURE | | | | | |
|--------------|--|---|------------------------------------|---|------------------------------------|-------------|-------------|---|------------------------------------|---|------------------------------------|
| ALIAS | PARTICULARS | Unaudited Figures For Year 2016 - 2017 | Budget Estimates 2017 - 2018 | Revised Budget Estimates 2017 - 2018 | Budget Estimates 2018 - 2019 | ALIAS | PARTICULARS | Unaudited Figures For Year 2016 - 2017 | Budget Estimates 2017 - 2018 | Revised Budget Estimates 2017 - 2018 | Budget Estimates 2018 - 2019 |
| AR21.202.009 | [0238] Sports Fee - Net | | | | | | | | | | |
| | [0239] Disaster Management Fee - Gross | 150 | 560 | 100 | 600 | | | | | | |
| | [0240] Disaster Management Fee -Less : 100% Transfer To University | 150 | 560 | 100 | 600 | | | | | | |
| AR21.202.010 | [0241] Disaster Management Fee - Net | | | | | | | | | | |
| | [0242] Ashwamedh/ Avishkar/ Indradhanushya Fee - Gross | 450 | 1,680 | 300 | 1,800 | | | | | | |
| | [0243] Ashwamedh/ Avishkar/ Indradhanushya Fee -Less : 100% Transfer To University | 450 | 1,680 | 300 | 1,800 | | | | | | |
| AR21.202.011 | [0244] Ashwamedh/ Avishkar/ Indradhanushya Fee - Net | | | | | | | | | | |
| | [0245] Eligibility Fee -Gross | 500 | 12,500 | 1,000 | 12,500 | | | | | | |
| | [0246] Eligibility Fee -Less : 100% Transfer To University | 500 | 12,500 | 1,000 | 12,500 | | | | | | |
| AR21.202.012 | [0247] Eligibility Fee -Net | | | | | | | | | | |
| | [0248] Enrolment Fee - Gross | 1,250 | 14,000 | 1,500 | 12,800 | | | | | | |
| | [0249] Enrolment Fee - Less : 100% Transfer To University | 1,250 | 14,000 | 1,500 | 12,800 | | | | | | |
| AR21.202.013 | [0250] Enrolment Fee - Net | | | | | | | | | | |
| | [0251] Examinations - Gross | 48,000 | 1,34,400 | 22,800 | 1,36,800 | | | | | | |
| | [0252] Examinations -Less :Transfer To University | 48,000 | 1,34,400 | 22,800 | 1,36,800 | | | | | | |
| AR21.202.014 | [0253] Examinations Fee- Net | | | | | | | | | | |
| | [6304] Convocation Fee - Gross | 4,200 | 2,700 | 1,350 | 3,200 | | | | | | |
| | [6305] Convocation Fee -Less : 100% Transfer To University | 4,200 | 2,700 | 1,350 | 3,200 | | | | | | |
| AR21.202.017 | [6306] Convocation Fee - Net | | | | | | | | | | |
| | [6307] Library Fee - Gross | 12,000 | 56,000 | 10,000 | 57,000 | | | | | | |
| | [6308] Library Fee -Less : 100% Transfer To University Library | 12,000 | 56,000 | 10,000 | 57,000 | | | | | | |
| AR21.202.018 | [6309] Library Fee - Net | | | | | | | | | | |
| | [6318] Passing Certificate Fee - Gross | 1,350 | 900 | 450 | 1,100 | | | | | | |
| | [6319] Passing Certificate Fee -Less : 100% Transfer To University | 1,350 | 900 | 450 | 1,100 | | | | | | |
| AR21.202.023 | [6320] Passing Certificate Fee | | | | | | | | | | |
| | [6321] Dissertation Fee - Gross | 2,250 | 1,500 | 750 | 1,800 | | | | | | |
| | [6322] Dissertation Fee -Less : 100% Transfer To University | 2,250 | 1,500 | 750 | 1,800 | | | | | | |
| AR21.202.024 | [6323] Dissertation Fee - Net | | | | | | | | | | |
| | [6327] Association Fee - Gross | 750 | | 500 | 2,900 | | | | | | |
| | [6328] Association Fee -Less : 100% Transfer To Univ | 750 | | 500 | 2,900 | | | | | | |

| RECEIPTS | | | | | | EXPENDITURE | | | | | |
|--------------|--|---|------------------------------------|---|------------------------------------|--------------|---|---|------------------------------------|---|------------------------------------|
| ALIAS | PARTICULARS | Unaudited Figures For Year 2016 - 2017 | Budget Estimates 2017 - 2018 | Revised Budget Estimates 2017 - 2018 | Budget Estimates 2018 - 2019 | ALIAS | PARTICULARS | Unaudited Figures For Year 2016 - 2017 | Budget Estimates 2017 - 2018 | Revised Budget Estimates 2017 - 2018 | Budget Estimates 2018 - 2019 |
| AR21.202.026 | [6329] Association Fee - Net | | | | | | | | | | |
| AR21.202.032 | [6344] Department Alumni Fee | 900 | 600 | 1,000 | 700 | | | | | | |
| AR21.202.035 | [6338] Computer Lab Fee | 16,500 | 28,000 | | | | | | | | |
| AR21.202.501 | [6335] Student Insurance Policy | | | 220 | 1,300 | | | | | | |
| | AR21.202 TOTAL | 36,410 | 3,23,440 | 51,370 | 3,02,200 | | AP21.202 TOTAL | 13,410 | 51,000 | 24,000 | 1,07,000 |
| AR21.203 | Activity Fees | | | | | AP21.203 | Examination Expenses | | | | |
| AR21.203.001 | [0260] Gymkhana Fee | 6,000 | 28,000 | 4,500 | 28,500 | AP21.203.005 | [3474] Ph.D Remuneration Expenses | 1,420 | | | |
| AR21.203.002 | [0261] Laboratory Fee | 30,000 | 1,12,000 | 19,000 | 1,14,000 | AP21.203.026 | [3495] Other Examination Expenses | | | | |
| AR21.203.004 | [0263] Internship Fee | 4,500 | 3,000 | 1,500 | 3,500 | | | | | | |
| AR21.203.032 | [0291] Certificate Course Fee | | 25,000 | | 80,000 | | | | | | |
| AR21.203.052 | [0311] Seminar & Workshop Fees | 33,000 | 60,000 | 70,000 | 75,000 | | | | | | |
| AR21.203.096 | [0355] Insurance Fees | 330 | 1,230 | | | | | | | | |
| | AR21.203 TOTAL | 73,830 | 2,29,230 | 95,000 | 3,01,000 | | AP21.203 TOTAL | 1,420 | | | |
| AR21.204 | Examination Fees | | | | | | | | | | |
| AR21.204.013 | [0383] Sale Of Scrap | | | 500 | 1,000 | | | | | | |
| | AR21.204 TOTAL | | | 500 | 1,000 | | | | | | |
| AR21.207 | Other Fee | | | | | | | | | | |
| AR21.207.002 | [0412] Fine/ Miscellaneous Fee | 2,040 | 8,400 | 1,350 | 8,600 | | | | | | |
| AR21.207.004 | [0414] Co Curricular Fee | 6,000 | 28,000 | 4,500 | 28,500 | | | | | | |
| AR21.207.009 | [0419] Transcript Charge (Income) | | 1,000 | 1,000 | 1,000 | | | | | | |
| | AR21.207 TOTAL | 8,040 | 37,400 | 6,850 | 38,100 | | | | | | |
| | | | | | | AP21.209 | Students' Welfare , Sports & Cultural Activitvies Expenses | | | | |
| | | | | | | AP21.209.001 | [3550] Annual Social /Cultural | | 10,000 | 3,900 | 5,000 |
| | | | | | | AP21.209.013 | [3562] Workshops & Seminars Expenses | 31,890 | 6,000 | 70,000 | 75,000 |
| | | | | | | | AP21.209 TOTAL | 31,890 | 16,000 | 73,900 | 80,000 |
| AR21.210 | Ph. D. Fee | | | | | | | | | | |
| AR21.210.001 | [0460] Registration Fee Net | 2,000 | 8,000 | 4,000 | 12,000 | | | | | | |
| | [0461] Enrolment Fee - Gross | 500 | 2,000 | 1,000 | 3,000 | | | | | | |
| | [0462] Enrolment Fee - Less : 100% Transfer To University | 500 | 2,000 | 1,000 | 3,000 | | | | | | |
| AR21.210.002 | [0463] Enrolment Fee Net | | | | | | | | | | |
| | [0464] Eligibility Fee - Gross | 500 | 2,000 | 250 | 3,000 | | | | | | |
| | [0465] Eligibility Fee - Less : 100% Transfer To University | 500 | 2,000 | 250 | 3,000 | | | | | | |
| AR21.210.003 | [0466] Eligibility Fee Net | | | | | | | | | | |
| AR21.210.004 | [0467] Admission Fee | 1,000 | 4,000 | 2,000 | 6,000 | | | | | | |
| AR21.210.005 | [0468] Tuition Fee | 73,500 | 1,78,000 | 1,11,500 | 1,27,500 | | | | | | |
| AR21.210.006 | [0469] Laboratory Fee | 14,000 | 43,000 | 21,000 | 29,000 | | | | | | |
| AR21.210.007 | [0470] Department Activity Fee | 14,000 | 43,000 | 21,000 | 29,000 | | | | | | |

| RECEIPTS | | | | | | EXPENDITURE | | | | | |
|--------------|--|---|------------------------------------|---|------------------------------------|--------------|--|---|------------------------------------|---|------------------------------------|
| ALIAS | PARTICULARS | Unaudited Figures For Year 2016 - 2017 | Budget Estimates 2017 - 2018 | Revised Budget Estimates 2017 - 2018 | Budget Estimates 2018 - 2019 | ALIAS | PARTICULARS | Unaudited Figures For Year 2016 - 2017 | Budget Estimates 2017 - 2018 | Revised Budget Estimates 2017 - 2018 | Budget Estimates 2018 - 2019 |
| AR21.210.008 | [0471] Caution Deposit - Gross | 1,000 | 4,000 | 2,000 | 6,000 | | | | | | |
| | [0472] Caution Deposit - Less : 100% Refundable To Student | 1,000 | 4,000 | 2,000 | 6,000 | | | | | | |
| | [0473] Caution Money Deposit | | | | | | | | | | |
| AR21.210.009 | [0474] Library Fee - Gross | 6,000 | 17,000 | 9,000 | 20,000 | | | | | | |
| | [6350] Library Fee - Less : 100% Trf To Central Library | 6,000 | 17,000 | 9,000 | 20,000 | | | | | | |
| AR21.210.010 | [6351] Library Fee | | | | | | | | | | |
| | [6352] Diary Fee - Gross | 300 | | | | | | | | | |
| AR21.210.011 | [6353] Diary Fee - Less : 100% Trf To University | 300 | | | | | | | | | |
| | [6354] Diary Fee | | | | | | | | | | |
| AR21.210.012 | [6355] Evaluation Fee | 2,000 | 8,000 | 4,000 | 12,000 | | | | | | |
| AR21.210.013 | [6356] Library Deposit - Gross | 4,000 | 16,000 | 6,000 | 24,000 | | | | | | |
| | [6357] Library Deposit - Less : 100% Trf To Central Library | 4,000 | 16,000 | 6,000 | 24,000 | | | | | | |
| AR21.210.012 | [6358] Library Deposit - Net | | | | | | | | | | |
| AR21.210.013 | [6359] Late Fee (Income) | 5,100 | | | | | | | | | |
| | AR21.210 TOTAL | 1,11,600 | 2,84,000 | 1,63,500 | 2,15,500 | | | | | | |
| | AR21 TOTAL | 2,31,300 | 8,77,470 | 3,17,520 | 8,58,500 | | AP21 TOTAL | 46,720 | 67,000 | 97,900 | 1,87,000 |
| | | | | | | AP22 | Administrative & General Expenses | | | | |
| | | | | | | AP22.201 | Administrative Expenses | | | | |
| | | | | | | AP22.201.001 | [3601] Advertisement And Publicity | 5,000 | 10,000 | | 10,000 |
| | | | | | | AP22.201.002 | [3602] Printing | | 5,000 | 5,000 | 5,000 |
| | | | | | | AP22.201.003 | [3603] Stationery | 12,170 | 10,000 | 12,100 | 12,000 |
| | | | | | | AP22.201.005 | [3605] Xeroxing Charges | 3,700 | 5,000 | 2,500 | 5,000 |
| | | | | | | AP22.201.007 | [3607] Telephone And Internet Charges | 3,420 | 4,000 | 6,000 | 6,500 |
| | | | | | | AP22.201.008 | [3608] Postage , Telegram & Courier Charges | 720 | 1,000 | 600 | 1,000 |
| | | | | | | AP22.201.010 | [3610] Professional Charges | | 10,000 | 10,000 | 10,000 |
| | | | | | | AP22.201.011 | [3611] Meeting Expenses | 120 | 1,000 | 500 | 1,000 |
| | | | | | | AP22.201.013 | [3613] Contingency Expenses | | 1,000 | 2,000 | 3,000 |
| | | | | | | AP22.201.016 | [3616] Sanitary Materials | 2,480 | 3,000 | 2,000 | 3,000 |
| | | | | | | AP22.201.018 | [3618] Staff Welfare Expenses | | 1,000 | 500 | 1,000 |
| | | | | | | AP22.201.021 | [3621] Pest Control | | 2,000 | | |
| | | | | | | AP22.201.022 | [3622] Bank Charges | 520 | 600 | 600 | 1,000 |
| | | | | | | AP22.201.023 | [3623] Miscellaneous Expenses | 800 | 2,000 | 800 | 2,000 |
| | | | | | | AP22.201.024 | [3624] Statutory Audit Charges | | 30,000 | 15,000 | 15,000 |
| | | | | | | AP22.201.025 | [3625] Internal Audit Charges | | 23,000 | 10,000 | 10,000 |
| | | | | | | AP22.201.030 | [3630] Umbrella To Peons /Staff | | 500 | | |

| RECEIPTS | | | | | | EXPENDITURE | | | | | |
|--------------|--|--|------------------------------|--------------------------------------|------------------------------|--------------|---|--|------------------------------|--------------------------------------|------------------------------|
| ALIAS | PARTICULARS | Unaudited Figures For Year 2016 - 2017 | Budget Estimates 2017 - 2018 | Revised Budget Estimates 2017 - 2018 | Budget Estimates 2018 - 2019 | ALIAS | PARTICULARS | Unaudited Figures For Year 2016 - 2017 | Budget Estimates 2017 - 2018 | Revised Budget Estimates 2017 - 2018 | Budget Estimates 2018 - 2019 |
| | | | | | | | AP22.201 TOTAL | 28,930 | 1,09,100 | 67,600 | 85,500 |
| | | | | | | AP22.202 | Travelling And Transportation Expenses | | | | |
| | | | | | | AP22.202.001 | [3645] Ta/Da Expenses Staff | 1,910 | 5,000 | 8,000 | 5,000 |
| | | | | | | AP22.202.002 | [3646] Ta/Da Expenses Meeting | | 1,000 | | 1,000 |
| | | | | | | | AP22.202 TOTAL | 1,910 | 6,000 | 8,000 | 6,000 |
| | | | | | | AP22.203 | Insurance & Taxes | | | | |
| | | | | | | AP22.203.001 | [3655] Insurance | 330 | 1,230 | 200 | 1,300 |
| | | | | | | AP22.203.003 | [3657] Property Tax | | 1,30,000 | 1,30,000 | 1,30,000 |
| | | | | | | | AP22.203 TOTAL | 330 | 1,31,230 | 1,30,200 | 1,31,300 |
| | | | | | | AP22.204 | Outsource Services | | | | |
| | | | | | | AP22.204.001 | [3665] House Keeping Services | | 5,000 | | 5,000 |
| | | | | | | | AP22.204 TOTAL | | 5,000 | | 5,000 |
| | | | | | | AP22.205 | Repairs And Maintenance | | | | |
| | | | | | | AP22.205.001 | [3675] Maintenance Of Office Equipments | 10,060 | 2,000 | 4,000 | 5,000 |
| | | | | | | AP22.205.002 | [3676] Maintenance Of Furniture & Fixture | | 5,000 | 2,000 | 5,000 |
| | | | | | | AP22.205.003 | [3677] Maintenance Of Electric Installation | 150 | 2,000 | | 2,000 |
| | | | | | | AP22.205.004 | [3678] Maintenance Of Hardwares | | | 10,000 | 10,000 |
| | | | | | | AP22.205.010 | [3684] Antivirus Software | 4,950 | 5,000 | 6,000 | 6,500 |
| | | | | | | AP22.205.011 | [3685] Cleaning Material & Services | 100 | 2,000 | | |
| | | | | | | AP22.205.012 | [3686] Maintenance Of Building | | | 10,000 | 12,000 |
| | | | | | | AP22.205.026 | [3700] Emergency & Unforeseen Repairs | | 2,000 | | |
| | | | | | | AP22.205.030 | [3704] Maintenance Of Computer | | 5,000 | | |
| | | | | | | | AP22.205 TOTAL | 15,260 | 23,000 | 32,000 | 40,500 |
| | | | | | | AP22.206 | Other Expenses | | | | |
| | | | | | | AP22.206.004 | [3713] Hospitality & Sumptuary Expenses | 530 | 5,000 | 500 | 3,000 |
| | | | | | | AP22.206.008 | [3717] Any Other Contingent Expenses | 5,220 | 2,000 | | |
| | | | | | | | AP22.206 TOTAL | 5,750 | 7,000 | 500 | 3,000 |
| | | | | | | | AP22 TOTAL | 52,180 | 2,81,330 | 2,38,300 | 2,71,300 |
| AR31 | Salary Grants | | | | | AP31 | Staff Payments & Benefits | | | | |
| AR31.201 | State Government- Salary Grants (Non Teaching /Teaching Staff Under Sps) | | | | | AP31.201 | Aided Salaries (Teaching Staff Approved Under Sps) | | | | |
| AR31.201.001 | [0485] Salary Grant | 48,06,485 | 57,69,000 | 58,99,460 | 76,25,000 | AP31.201.001 | [3750] Pay & Allowances | 53,55,540 | 53,65,500 | 58,26,100 | 70,07,000 |
| AR31.201.002 | [0486] Arrears Of Salary Grants | 8,25,985 | | 4,58,510 | | | | | | | |
| | AR31.201 TOTAL | 56,32,470 | 57,69,000 | 63,57,970 | 76,25,000 | | AP31.201 TOTAL | 53,55,540 | 53,65,500 | 58,26,100 | 70,07,000 |
| AR31.202 | State Government- Other Than Salary Grants (Non Teaching /Teaching Staff Under Sps) | | | | | AP31.202 | Aided Non Teaching | | | | |
| AR31.202.009 | [0503] Encashment Of Leave | | | | | AP31.202.001 | [3760] Pay & Allowances | 2,76,930 | 4,03,500 | 5,31,870 | 6,18,000 |
| | AR31.202 TOTAL | | | | | | AP31.202 TOTAL | 2,76,930 | 4,03,500 | 5,31,870 | 6,18,000 |

| RECEIPTS | | | | | | EXPENDITURE | | | | | |
|--------------|---|---|------------------------------------|---|------------------------------------|--------------|--|---|------------------------------------|---|------------------------------------|
| ALIAS | PARTICULARS | Unaudited Figures For Year 2016 - 2017 | Budget Estimates 2017 - 2018 | Revised Budget Estimates 2017 - 2018 | Budget Estimates 2018 - 2019 | ALIAS | PARTICULARS | Unaudited Figures For Year 2016 - 2017 | Budget Estimates 2017 - 2018 | Revised Budget Estimates 2017 - 2018 | Budget Estimates 2018 - 2019 |
| | AR31 TOTAL | 56,32,470 | 57,69,000 | 63,57,970 | 76,25,000 | | AP31 TOTAL | 56,32,470 | 57,69,000 | 63,57,970 | 76,25,000 |
| AR32 | Other Income | | | | | AP32 | Expenditure From Endowment & Special Fund | | | | |
| AR32.202 | Interest On Saving Accounts | | | | | | | | | | |
| AR32.202.001 | [0520] Interest On Saving Bank Account | 23,940 | 25,000 | 12,830 | 10,000 | | | | | | |
| | AR32.202 TOTAL | 23,940 | 25,000 | 12,830 | 10,000 | | | | | | |
| AR32.208 | Miscellaneous Receipts | | | | | | | | | | |
| AR32.208.001 | [0560] Sale Of Tender Forms / Waste Papers | | | | | | | | | | |
| AR32.208.027 | [0586] Income From Scholarship | | | 5 | 5 | | | | | | |
| | AR32.208 TOTAL | | | 5 | 5 | | | | | | |
| | AR32 TOTAL | 23,940 | 25,000 | 12,835 | 10,005 | AP32.215 | Epathshala Fund | | | | |
| | | | | | | AP32.215.001 | [8311] Transfer To Revenue Budget | 750 | | 1,67,330 | |
| | | | | | | | AP32.215 TOTAL | 750 | | 1,67,330 | |
| | | | | | | | AP32 TOTAL | 750 | | 1,67,330 | |
| AR33 | Income From Investments | | | | | | | | | | |
| AR33.202 | Investment From University Fund | | | | | | | | | | |
| AR33.202.007 | [0627] Interest On Term Deposits With Bank | | 2,10,000 | 2,50,000 | 3,00,000 | | | | | | |
| | AR33.202 TOTAL | | 2,10,000 | 2,50,000 | 3,00,000 | | | | | | |
| | AR33 TOTAL | | 2,10,000 | 2,50,000 | 3,00,000 | | | | | | |
| AR34 | Sale Of Publications | | | | | | | | | | |
| AR34.203 | Sale Of Prospectus & Admission Forms | | | | | | | | | | |
| AR34.203.001 | [0645] Sale Of Prospectus & Admission Forms | | 1,000 | | 1,000 | | | | | | |
| | AR34.203 TOTAL | | 1,000 | | 1,000 | | | | | | |
| | AR34 TOTAL | | 1,000 | | 1,000 | | | | | | |
| AR36 | Transfer From Endowment & Special Fund (Revenue) | | | | | | | | | | |
| AR36.215 | Epathshala Fund | | | | | | | | | | |
| AR36.215.001 | [8310] Transfer From Fund Account | 750 | | 1,67,330 | | | | | | | |
| | AR36.215 TOTAL | 750 | | 1,67,330 | | | | | | | |
| | AR36 TOTAL | 750 | | 1,67,330 | | | | | | | |
| | Sector A TOTAL | 58,91,960 | 68,89,470 | 71,08,155 | 88,08,805 | | Sector A TOTAL | 57,47,450 | 63,21,330 | 69,01,500 | 82,29,300 |
| Sector C | Earmarked And Special Funds Budget | | | | | Sector C | Earmarked And Special Funds Budget | | | | |
| CR09 | Research & Development Fund | | | | | CP09 | Research & Development Fund | | | | |
| CR09.202 | Epathshala | | | | | CP09.202 | Epathshala | | | | |

| RECEIPTS | | | | | | EXPENDITURE | | | | | |
|--------------|--------------------------------------|--|------------------------------|--------------------------------------|------------------------------|--------------|-------------------------------------|--|------------------------------|--------------------------------------|------------------------------|
| ALIAS | PARTICULARS | Unaudited Figures For Year 2016 - 2017 | Budget Estimates 2017 - 2018 | Revised Budget Estimates 2017 - 2018 | Budget Estimates 2018 - 2019 | ALIAS | PARTICULARS | Unaudited Figures For Year 2016 - 2017 | Budget Estimates 2017 - 2018 | Revised Budget Estimates 2017 - 2018 | Budget Estimates 2018 - 2019 |
| CR09.202.001 | [1855] Content Writing | | | 78,000 | | CP09.202.001 | [5111] Content Wpiting | | | 78,000 | |
| CR09.202.002 | [1856] Instructional Design | | | | | CP09.202.002 | [5112] Instpuctional Design | | | | |
| CR09.202.003 | [1857] Econtent Conversion | | | | | CP09.202.003 | [5113] Econtent Convepsion | | | | |
| CR09.202.004 | [1858] Audio-Visual | | | | | CP09.202.004 | [5114] Audio-Visual | | | | |
| CR09.202.005 | [1859] Hardware | | | 56,410 | | CP09.202.005 | [5115] Hapdwape | | | 56,410 | |
| CR09.202.006 | [1860] Conveyance | | | 19,370 | | CP09.202.006 | [5116] Conveyance | | | 19,370 | |
| CR09.202.007 | [1861] Contingencies | 750 | | 13,550 | | CP09.202.007 | [5117] Contingencies | 750 | | 13,550 | |
| | CR09.202 TOTAL | 750 | | 1,67,330 | | | CP09.202 TOTAL | 750 | | 1,67,330 | |
| | CR09 TOTAL | 750 | | 1,67,330 | | | CP09 TOTAL | 750 | | 1,67,330 | |
| | Sector C TOTAL | 750 | | 1,67,330 | | | Sector C TOTAL | 750 | | 1,67,330 | |
| Sector D | Deposits And Advances Budget | | | | | Sector D | Deposits And Advances Budget | | | | |
| DR01 | Students Related Deposits | | | | | DP01 | Students Related Deposits | | | | |
| DR01.301 | Library Deposit | | | | | DP01.301 | Library Deposit | | | | |
| DR01.301.001 | [2105] Receipts Of Deposit | 9,000 | 75,000 | 9,000 | 75,000 | DP01.301.001 | [5291] Refund Of Deposit | | | | |
| | | | | | | DP01.301.002 | [5292] Transfer To Library | 9,000 | 75,000 | 9,000 | 75,000 |
| | DR01.301 TOTAL | 9,000 | 75,000 | 9,000 | 75,000 | | DP01.301 TOTAL | 9,000 | 75,000 | 9,000 | 75,000 |
| DR01.302 | Laboratory Deposit | | | | | DP01.302 | Laboratory Deposit | | | | |
| DR01.302.001 | [2110] Receipts Of Deposit | 3,000 | 25,000 | 3,000 | 25,000 | DP01.302.001 | [5295] Refund Of Deposit | 3,000 | 25,000 | 3,000 | 25,000 |
| | DR01.302 TOTAL | 3,000 | 25,000 | 3,000 | 25,000 | | DP01.302 TOTAL | 3,000 | 25,000 | 3,000 | 25,000 |
| DR01.306 | Caution Maoney Deposit | | | | | DP01.306 | Caution Maoney Deposit | | | | |
| DR01.306.001 | [2171] Caution Money Deposit(refund) | 600 | 5,000 | 600 | 5,000 | DP01.306.001 | [5320] Refund Of Deposit | 600 | 5,000 | 600 | 5,000 |
| | DR01.306 TOTAL | 600 | 5,000 | 600 | 5,000 | | DP01.306 TOTAL | 600 | 5,000 | 600 | 5,000 |
| | DR01 TOTAL | 12,600 | 1,05,000 | 12,600 | 1,05,000 | | DP01 TOTAL | 12,600 | 1,05,000 | 12,600 | 1,05,000 |
| DR05 | Advances To Employees | | | | | DP05 | Advances To Employees | | | | |
| DR05.302 | Festival | | | | | DP05.302 | Festival | | | | |
| DR05.302.001 | [2220] Recovery Of Advances Paid | 10,000 | 10,000 | 10,000 | 10,000 | DP05.302.001 | [5395] Advances Paid | 10,000 | 10,000 | 10,000 | 10,000 |
| | DR05.302 TOTAL | 10,000 | 10,000 | 10,000 | 10,000 | | DP05.302 TOTAL | 10,000 | 10,000 | 10,000 | 10,000 |
| | DR05 TOTAL | 10,000 | 10,000 | 10,000 | 10,000 | | DP05 TOTAL | 10,000 | 10,000 | 10,000 | 10,000 |
| | Sector D TOTAL | 22,600 | 1,15,000 | 22,600 | 1,15,000 | | Sector D TOTAL | 22,600 | 1,15,000 | 22,600 | 1,15,000 |
| | 5009 Aided Total | 59,15,310 | 70,04,470 | 72,98,085 | 89,23,805 | | 5009 Aided Total | 57,70,800 | 64,36,330 | 70,91,430 | 83,44,300 |

5059 - Leelabai Thackersey College Of Nursing, PG Churchgate, Mumbai (Aided)

(Old Aided Code : 0431)

| RECEIPTS | | | | | | EXPENDITURE | | | | | |
|----------|---|---|------------------------------------|---|------------------------------------|--------------|---|---|------------------------------------|---|------------------------------------|
| ALIAS | PARTICULARS | Unaudited Figures For Year 2016 - 2017 | Budget Estimates 2017 - 2018 | Revised Budget Estimates 2017 - 2018 | Budget Estimates 2018 - 2019 | ALIAS | PARTICULARS | Unaudited Figures For Year 2016 - 2017 | Budget Estimates 2017 - 2018 | Revised Budget Estimates 2017 - 2018 | Budget Estimates 2018 - 2019 |
| Sector A | Capital And Revenue Receipt / Expenditure Budget | | | | | Sector A | Capital And Revenue Receipt / Expenditure Budget | | | | |
| | | | | | | AP01 | Land & Building | | | | |
| | | | | | | AP01.102 | Major Repairs & Renovation | | | | |
| | | | | | | AP01.102.005 | [3015] Major Repairs & Renovation | | 30,000 | | 10,000 |
| | | | | | | | AP01.102 TOTAL | | 30,000 | | 10,000 |
| | | | | | | | AP01 TOTAL | | 30,000 | | 10,000 |
| | | | | | | AP03 | Furniture & Fixtures | | | | |
| | | | | | | AP03.101 | Purchase Of Furniture & Fixtures | | | | |
| | | | | | | AP03.101.001 | [3065] Purchase Of Furniture | | 5,000 | | 5,000 |
| | | | | | | AP03.101.006 | [3060] Computer Lab Creation | | | | |
| | | | | | | | AP03.101 TOTAL | | 5,000 | | 5,000 |
| | | | | | | | AP03 TOTAL | | 5,000 | | 5,000 |
| | | | | | | AP04 | Equipments | | | | |
| | | | | | | AP04.101 | Purchase Of Equipments | | | | |
| | | | | | | AP04.101.003 | [3087] Purchase Of Equipment | | 25,000 | | 15,000 |
| | | | | | | AP04.101.011 | [3095] Purchase Of Xerox Machine | | | | |
| | | | | | | AP04.101.015 | [3099] Purchase Of Water Cooler | | | | |
| | | | | | | AP04.101.018 | [3102] Purchase Of Vaccum Cleaner | | | | |
| | | | | | | AP04.101.020 | [3104] Purchase Of Lab Equipments | | 10,000 | | 10,000 |
| | | | | | | AP04.101.024 | [3108] Purchase Of Fax Machine | | | | |
| | | | | | | AP04.101.025 | [3109] Purchase Of Water Purifier | | | | |
| | | | | | | | AP04.101 TOTAL | | 35,000 | | 25,000 |
| | | | | | | | AP04 TOTAL | | 35,000 | | 25,000 |
| | | | | | | AP07 | Books & Journals | | | | |
| | | | | | | AP07.101 | Purchase Of Books & Journals | | | | |
| | | | | | | AP07.101.001 | [3155] Purchase Of Books & Journals | | 15,000 | | 10,000 |
| | | | | | | | AP07.101 TOTAL | | 15,000 | | 10,000 |
| | | | | | | | AP07 TOTAL | | 15,000 | | 10,000 |
| | | | | | | AP08 | Software & Development | | | | |
| | | | | | | AP08.101 | Purchase Of Software | | | | |
| | | | | | | AP08.101.005 | [3174] Purchase Of Software | | 10,000 | | 10,000 |
| | | | | | | | AP08.101 TOTAL | | 10,000 | | 10,000 |

| RECEIPTS | | | | | | EXPENDITURE | | | | | |
|--------------|--|--|------------------------------|--------------------------------------|------------------------------|--------------|--|--|------------------------------|--------------------------------------|------------------------------|
| ALIAS | PARTICULARS | Unaudited Figures For Year 2016 - 2017 | Budget Estimates 2017 - 2018 | Revised Budget Estimates 2017 - 2018 | Budget Estimates 2018 - 2019 | ALIAS | PARTICULARS | Unaudited Figures For Year 2016 - 2017 | Budget Estimates 2017 - 2018 | Revised Budget Estimates 2017 - 2018 | Budget Estimates 2018 - 2019 |
| | | | | | | AP08.102 | Software Development | | | | |
| | | | | | | AP08.102.001 | [3185] Software Development (AP08.102) | | 10,000 | | 10,000 |
| | | | | | | | AP08.102 TOTAL | | 10,000 | | 10,000 |
| | | | | | | | AP08 TOTAL | | 20,000 | | 20,000 |
| AR10 | Other Development Receipts | | | | | | | | | | |
| AR10.101 | Development Fees | | | | | | | | | | |
| AR10.101.001 | [0111] Development Fees From Student - Institute Share | 3,500 | 4,000 | 2,650 | 2,650 | | | | | | |
| | [0112] Development Fees From Student-University Share | 3,500 | 4,000 | 2,650 | 2,650 | | | | | | |
| | [0113] Development Fee | 3,500 | 8,000 | 5,300 | 5,300 | | | | | | |
| | AR10.101 TOTAL | 3,500 | 4,000 | 2,650 | 2,650 | | | | | | |
| | AR10 TOTAL | 3,500 | 4,000 | 2,650 | 2,650 | | | | | | |
| AR21 | Fees From Students & Colleges | | | | | AP21 | Academic & Activity Expenses | | | | |
| AR21.201 | Academic Receipts - University | | | | | AP21.201 | Academic Expenses | | | | |
| AR21.201.025 | [0208] Alumni Fees Net | | | | | AP21.201.001 | [3325] Admission Expenses | 770 | 3,000 | | 2,000 |
| | [6370] Alumni Fee - Gross | 2,900 | 2,900 | 1,700 | 1,700 | AP21.201.005 | [3329] Laboratory Expenses | | | | |
| | [6371] Less : 100 % Transfer To University | 2,900 | 2,900 | 1,700 | 1,700 | AP21.201.006 | [3330] Souvenir | | | | |
| AR21.201.027 | [0210] Centenary Fees Net | | | | | AP21.201.011 | [3335] Prospectus Expenses | | 10,000 | | |
| | [6372] Centenary Fees - Gross | 3,000 | 3,000 | 1,700 | 1,700 | AP21.201.012 | [3336] Forms Expenses | | 2,000 | | |
| | [6373] Less :100 % Transfer To Univaersity | 3,000 | 3,000 | 1,700 | 1,700 | AP21.201.013 | [3337] Syllabus Expenses | | 35,000 | | |
| AR21.201.028 | [0211] Subject Association Fee Net | | | | | AP21.201.016 | [3340] Identity Card Expenses | | 3,000 | | |
| | [6374] Subject Association Fees - Gross | 1,450 | 1,500 | | | AP21.201.017 | [3341] Annual Affiliation Fee | | | | |
| | [6375] Less : 100 % Transfer To University | 1,450 | 1,500 | | | AP21.201.025 | [3349] Inspection Fees | | 30,000 | | |
| AR21.201.029 | [0212] Calandar Fee Net | 900 | | | | | | | | | |
| | [6376] Calander Fees -Gross | 900 | | | | | | | | | |
| | [6377] Less 100% Transfer To University | | | | | | | | | | |
| | AR21.201 TOTAL | 900 | | | | | AP21.201 TOTAL | 770 | 83,000 | | 2,000 |
| AR21.202 | Academic Receipts -Institution | | | | | AP21.202 | Activity Expenses | | | | |
| AR21.202.001 | [0220] Admission Fee | 5,200 | 6,000 | 5,000 | 5,000 | AP21.202.001 | [3355] Gymkhana Expenses | 5,000 | 10,000 | 5,000 | 5,000 |
| AR21.202.002 | [0221] Tution Fee | 53,000 | 53,000 | 43,000 | 43,000 | AP21.202.002 | [3356] Training Programme For Staff | | 5,000 | 8,000 | 5,000 |
| AR21.202.003 | [0222] Computer Training Fee | 9,000 | 10,000 | 9,000 | 9,000 | AP21.202.003 | [3357] Computer Training Expenses | | 10,000 | 10,000 | 10,000 |
| AR21.202.004 | [0223] Identity Card Fee | 1,000 | 1,000 | 750 | 750 | AP21.202.004 | [3358] International Collaborations | | 5,000 | | |
| | [0224] Diary Fee - Gross | 2,000 | | | | AP21.202.005 | [3359] Disaster Management Expenses | | | | |
| | [0225] Diary Fee - Less : 100% Transfer To University | | | | | AP21.202.006 | [3360] Computer Lab Expenses | | 1,000 | | |
| AR21.202.005 | [0226] Diary Fee - Net | 2,000 | | | | AP21.202.011 | [3365] Educational Tour Expenses | | 5,000 | | 5,000 |
| | [0227] E-Suvidha Fee - Gross | 2,000 | 2,000 | 1,100 | 1,100 | AP21.202.012 | [3366] Field Visit Expenses | | 3,000 | | |

| RECEIPTS | | | | | | EXPENDITURE | | | | | |
|--------------|--|--|------------------------------|--------------------------------------|------------------------------|--------------|--|--|------------------------------|--------------------------------------|------------------------------|
| ALIAS | PARTICULARS | Unaudited Figures For Year 2016 - 2017 | Budget Estimates 2017 - 2018 | Revised Budget Estimates 2017 - 2018 | Budget Estimates 2018 - 2019 | ALIAS | PARTICULARS | Unaudited Figures For Year 2016 - 2017 | Budget Estimates 2017 - 2018 | Revised Budget Estimates 2017 - 2018 | Budget Estimates 2018 - 2019 |
| AR21.202.006 | [0228] E-Suvidha - Less : 100% Transfer To University | 2,000 | 2,000 | 1,100 | 1,100 | AP21.202.013 | [3367] Phd Expenses | 210 | 3,000 | 500 | 1,000 |
| | [0229] E-Suvidha - Net | | | | | AP21.202.017 | [3371] Aptitude Expenses | 2,000 | 3,000 | | |
| AR21.202.007 | [0230] Students Welfare Fee - Gross | 2,000 | 2,000 | 1,600 | 1,600 | AP21.202.018 | [3372] Transcript Charge Expenses | | | | |
| | [0231] Students Welfare Fee -Less : Transfer To University | 2,000 | 2,000 | 1,600 | 1,600 | AP21.202.029 | [3383] Material For Daily Practices Expenses | | 5,000 | 1,000 | 2,000 |
| AR21.202.008 | [0232] Students Welfare Fee - Net | | | | | AP21.202.030 | [3384] Binding Charges | | 2,000 | | |
| | [0233] Medical Fee - Gross | 1,000 | 1,000 | 750 | 750 | AP21.202.037 | [3390] Department Activity Expenses | | 5,000 | | 5,000 |
| AR21.202.009 | [0234] Medical Fee-Less : Transfer To University | 1,000 | 1,000 | 750 | 750 | AP21.202.038 | [3391] Guest Lecture | | 5,000 | | |
| | [0235] Medical Fee - Net | | | | | AP21.202.039 | [3392] Naac Expenses | | | | |
| AR21.202.010 | [0236] Sports Fee - Gross | 2,000 | 2,000 | 2,000 | 2,000 | AP21.202.044 | [3397] Community Health Nursing | | 5,000 | | 5,000 |
| | [0237] Sports Fee -Less : Transfer To University | 2,000 | 2,000 | 2,000 | 2,000 | AP21.202.080 | [3433] Candle Light Expenses | 73,038 | 15,000 | 10,000 | 10,000 |
| AR21.202.011 | [0238] Sports Fee - Net | | | | | | | | | | |
| | [0239] Disaster Management Fee - Gross | 1,800 | 1,800 | 250 | 250 | | | | | | |
| AR21.202.012 | [0240] Disaster Management Fee -Less : 100% Transfer To University | 1,800 | 1,800 | 250 | 250 | | | | | | |
| | [0241] Disaster Management Fee - Net | | | | | | | | | | |
| AR21.202.013 | [0242] Ashwamedh/ Avishkar/ Indradhanushya Fee - Gross | 5,500 | 5,500 | 650 | 650 | | | | | | |
| | [0243] Ashwamedh/ Avishkar/ Indradhanushya Fee -Less : 100% Transfer To University | 5,500 | 5,500 | 650 | 650 | | | | | | |
| AR21.202.014 | [0244] Ashwamedh/ Avishkar/ Indradhanushya Fee - Net | | | | | | | | | | |
| | [0245] Eligibility Fee -Gross | 12,700 | 12,700 | 2,000 | 2,000 | | | | | | |
| AR21.202.015 | [0246] Eligibility Fee -Less : 100% Transfer To University | 12,700 | 12,700 | 2,000 | 2,000 | | | | | | |
| | [0247] Eligibility Fee -Net | | | | | | | | | | |
| AR21.202.016 | [0248] Enrolment Fee - Gross | 6,300 | 6,300 | 2,100 | 2,100 | | | | | | |
| | [0249] Enrolment Fee - Less : 100% Transfer To University | 6,300 | 6,300 | 2,000 | 2,000 | | | | | | |
| AR21.202.017 | [0250] Enrolment Fee - Net | | | | | | | | | | |
| | [0251] Examinations - Gross | | | 54,000 | 54,000 | | | | | | |
| AR21.202.018 | [0252] Examinations -Less :Transfer To University | | | 54,000 | 54,000 | | | | | | |
| | [0253] Examinations Fee- Net | | | | | | | | | | |
| AR21.202.019 | [0254] Practical Examination Fees - Gross | | | 43,500 | 43,500 | | | | | | |
| | [6300] Practical Examinations Fee-Less : Transfer To University | | | 43,500 | 43,500 | | | | | | |
| AR21.202.037 | [6341] MIS Fees | | | 6,500 | 6,500 | | | | | | |
| | AR21.202 TOTAL | 70,200 | 70,000 | 64,250 | 64,250 | | AP21.202 TOTAL | 80,248 | 82,000 | 34,500 | 48,000 |

| RECEIPTS | | | | | | EXPENDITURE | | | | | |
|--------------|---|--|------------------------------|--------------------------------------|------------------------------|--------------|--|--|------------------------------|--------------------------------------|------------------------------|
| ALIAS | PARTICULARS | Unaudited Figures For Year 2016 - 2017 | Budget Estimates 2017 - 2018 | Revised Budget Estimates 2017 - 2018 | Budget Estimates 2018 - 2019 | ALIAS | PARTICULARS | Unaudited Figures For Year 2016 - 2017 | Budget Estimates 2017 - 2018 | Revised Budget Estimates 2017 - 2018 | Budget Estimates 2018 - 2019 |
| AR21.203 | Activity Fees | | | | | AP21.203 | Examination Expenses | | | | |
| AR21.203.001 | [0260] Gymkhana Fee | 10,000 | 11,000 | 9,000 | 9,000 | AP21.203.001 | [3470] Printing | | 3,000 | | 2,000 |
| AR21.203.002 | [0261] Laboratory Fee | 40,000 | 40,000 | 36,000 | 36,000 | AP21.203.002 | [3471] Stationery | | 3,000 | | 2,000 |
| AR21.203.005 | [0264] Placement Fee | | | | | AP21.203.003 | [3472] Printing Of Answer Books | 2,000 | 3,000 | 17,000 | 10,000 |
| AR21.203.007 | [0266] Ph. D. Fee | | 1,00,000 | 1,32,000 | 1,32,000 | AP21.203.004 | [3473] Printing Of Question Papers | | | | |
| AR21.203.008 | [0267] M. Phil Fees | | | | | AP21.203.005 | [3474] Ph.D Remuneration Expenses | | 4,000 | 4,000 | 4,000 |
| AR21.203.009 | [0268] Dissertation Fee | 4,000 | 4,000 | 3,500 | 3,500 | AP21.203.006 | [3475] Examination Remuneration | | 2,000 | 5,000 | 5,000 |
| AR21.203.010 | [0269] University Publication | | | | | AP21.203.010 | [3479] Post & Courier Charges | 35 | 2,000 | 3,000 | 3,000 |
| AR21.203.011 | [0270] Art & Craft Fee | | | | | AP21.203.011 | [3480] Travelling Expenses For Exam. | | 2,000 | 100 | 200 |
| AR21.203.012 | [0271] Registration Fee | | | | | AP21.203.012 | [3481] Admission Test Expenses | | | | |
| AR21.203.013 | [0272] Guest Student Fee | | | | | AP21.203.015 | [3484] Practical Examination | | 2,000 | 500 | 500 |
| AR21.203.014 | [0273] Special Fee | 7,00,000 | 7,00,000 | 5,96,000 | 5,96,000 | AP21.203.018 | [3487] Other Contingent Expenses | | | | |
| AR21.203.096 | [0355] Insurance Fees | 600 | 600 | 500 | 500 | | | | | | |
| | AR21.203 TOTAL | 7,54,600 | 8,55,600 | 7,77,000 | 7,77,000 | | AP21.203 TOTAL | 2,035 | 21,000 | 29,600 | 26,700 |
| AR21.204 | Examination Fees | | | | | AP21.204 | Refund Of Fees | | | | |
| AR21.204.007 | [0377] Passing Certificate Fees | 2,000 | 2,000 | 2,000 | 2,000 | AP21.204.001 | [3500] Refund Of Course Fees | | 30,000 | | 10,000 |
| | AR21.204 TOTAL | 2,000 | 2,000 | 2,000 | 2,000 | AP21.204.002 | [3501] Refund Of Other Fees | | | | |
| | | | | | | | AP21.204 TOTAL | | 30,000 | | 10,000 |
| | | | | | | AP21.205 | Scholarships, Fellowships & Incidental Expenses | | | | |
| | | | | | | AP21.205.006 | [3510] Other Scholarship | 40,000 | 10,000 | | |
| | | | | | | | AP21.205 TOTAL | 40,000 | 10,000 | | |
| | | | | | | AP21.206 | Seminars & Conferances | | | | |
| | | | | | | AP21.206.002 | [3516] Stationery | | | | |
| | | | | | | AP21.206.004 | [3518] Memorial Lectures | 3,000 | 3,000 | | |
| | | | | | | AP21.206.006 | [3520] Travelling Expenses | | 3,000 | | |
| | | | | | | AP21.206.007 | [3521] Books & Journals | | | | |
| | | | | | | | AP21.206 TOTAL | 3,000 | 6,000 | | |
| AR21.207 | Other Fee | | | | | | | | | | |
| AR21.207.002 | [0412] Fine/ Miscellaneous Fee | 10,000 | 12,000 | | | | | | | | |
| AR21.207.003 | [0413] Magazine Fee | 10,000 | 11,000 | 9,000 | 9,000 | | | | | | |
| AR21.207.004 | [0414] Co Curricular Fee | | | | | | | | | | |
| AR21.207.005 | [0415] Transportation Fee | | | | | | | | | | |
| AR21.207.006 | [0416] Annual Field Work/ Educational/ Industrial Visit Fee | 23,000 | 24,000 | 19,000 | 19,000 | | | | | | |
| AR21.207.007 | [0417] Project Fee | | | | | | | | | | |
| AR21.207.008 | [0418] Authentn. Of Degree | | | | | | | | | | |
| AR21.207.009 | [0419] Transcript Charge (Income) | 1,000 | 2,000 | 2,000 | 2,000 | | | | | | |
| | AR21.207 TOTAL | 44,000 | 49,000 | 30,000 | 30,000 | | | | | | |

| RECEIPTS | | | | | | EXPENDITURE | | | | | |
|----------|-------------------|--|------------------------------|--------------------------------------|------------------------------|--------------|--|--|------------------------------|--------------------------------------|------------------------------|
| ALIAS | PARTICULARS | Unaudited Figures For Year 2016 - 2017 | Budget Estimates 2017 - 2018 | Revised Budget Estimates 2017 - 2018 | Budget Estimates 2018 - 2019 | ALIAS | PARTICULARS | Unaudited Figures For Year 2016 - 2017 | Budget Estimates 2017 - 2018 | Revised Budget Estimates 2017 - 2018 | Budget Estimates 2018 - 2019 |
| | | | | | | AP21.209 | Students' Welfare , Sports & Cultural Activities Expenses | | | | |
| | | | | | | AP21.209.001 | [3550] Annual Social /Cultural | | 5,000 | 3,000 | 3,000 |
| | | | | | | AP21.209.004 | [3553] Avishkar Expenses | | 2,000 | | |
| | | | | | | AP21.209.009 | [3558] Medical Check Up Expenses | | 2,000 | | |
| | | | | | | AP21.209.013 | [3562] Workshops & Seminars Expenses | 3,000 | 10,000 | | |
| | | | | | | | AP21.209 TOTAL | 3,000 | 19,000 | 3,000 | 3,000 |
| | AR21 TOTAL | 8,71,700 | 9,76,600 | 8,73,250 | 8,73,250 | | AP21 TOTAL | 1,29,053 | 2,51,000 | 67,100 | 89,700 |
| | | | | | | AP22 | Administrative & General Expenses | | | | |
| | | | | | | AP22.201 | Administrative Expenses | | | | |
| | | | | | | AP22.201.001 | [3601] Advertisement And Puplicity | 25,400 | 30,000 | | 20,000 |
| | | | | | | AP22.201.002 | [3602] Printing | | 5,000 | 2,500 | 3,000 |
| | | | | | | AP22.201.003 | [3603] Stationery | 17,960 | 2,000 | | |
| | | | | | | AP22.201.004 | [3604] Paper For Printing | | 3,000 | | |
| | | | | | | AP22.201.005 | [3605] Xeroxing Charges | | 2,000 | 200 | 300 |
| | | | | | | AP22.201.006 | [3606] Electricity And Power | | | | |
| | | | | | | AP22.201.007 | [3607] Telephone And Internet Charges | | 20,000 | | |
| | | | | | | AP22.201.008 | [3608] Postage , Telegram & Courier Charges | | 5,000 | | |
| | | | | | | AP22.201.009 | [3609] Legal Charges | | | | |
| | | | | | | AP22.201.010 | [3610] Professional Charges | | 10,000 | | |
| | | | | | | AP22.201.011 | [3611] Meeting Expenses | 3,000 | 5,000 | | |
| | | | | | | AP22.201.012 | [3612] Membership / Subscription Expenses | | | | |
| | | | | | | AP22.201.014 | [3614] News Paper, Periodicals (Magaziens & Journals) | | | | |
| | | | | | | AP22.201.015 | [3615] Uniform To Peons | | | | |
| | | | | | | AP22.201.016 | [3616] Sanitary Materials | | 2,000 | 500 | 1,000 |
| | | | | | | AP22.201.017 | [3617] Garden Expenditure | | | | |
| | | | | | | AP22.201.022 | [3622] Bank Charges | | 1,000 | | 1,000 |
| | | | | | | AP22.201.023 | [3623] Miscellaneous Expenses | | 3,000 | 1,000 | 1,000 |
| | | | | | | AP22.201.024 | [3624] Statutory Audit Charges | 10,000 | 10,000 | | 20,000 |
| | | | | | | AP22.201.025 | [3625] Internal Audit Charges | 10,000 | 10,000 | | 20,000 |
| | | | | | | AP22.201.026 | [3626] Accounts Streamlining Charges | | | | |
| | | | | | | | AP22.201 TOTAL | 66,360 | 1,08,000 | 4,200 | 66,300 |
| | | | | | | AP22.202 | Travelling And Transportation Expenses | | | | |
| | | | | | | AP22.202.001 | [3645] Ta/Da Expenses Staff | | 3,000 | | 2,000 |
| | | | | | | AP22.202.002 | [3646] Ta/Da Expenses Meeting | | 5,000 | | |
| | | | | | | AP22.202.003 | [3647] Vehicle Hire Charges | | 5,000 | | 2,000 |
| | | | | | | AP22.202.004 | [3648] Food Allowance | | 5,000 | | |

| RECEIPTS | | | | | | EXPENDITURE | | | | | |
|--------------|---|--|------------------------------|--------------------------------------|------------------------------|--------------|---|--|------------------------------|--------------------------------------|------------------------------|
| ALIAS | PARTICULARS | Unaudited Figures For Year 2016 - 2017 | Budget Estimates 2017 - 2018 | Revised Budget Estimates 2017 - 2018 | Budget Estimates 2018 - 2019 | ALIAS | PARTICULARS | Unaudited Figures For Year 2016 - 2017 | Budget Estimates 2017 - 2018 | Revised Budget Estimates 2017 - 2018 | Budget Estimates 2018 - 2019 |
| | | | | | | | AP22.202 TOTAL | | 18,000 | | 4,000 |
| | | | | | | AP22.203 | Insurance & Taxes | | | | |
| | | | | | | AP22.203.001 | [3655] Insurance | | 1,000 | | |
| | | | | | | AP22.203.002 | [3656] Rates And Taxes | | | | |
| | | | | | | | AP22.203 TOTAL | | 1,000 | | |
| | | | | | | AP22.205 | Repairs And Maintenance | | | | |
| | | | | | | AP22.205.001 | [3675] Maintenance Of Office Equipments | | 3,000 | | 3,000 |
| | | | | | | AP22.205.002 | [3676] Maintenance Of Furniture & Fixture | | 5,000 | | 5,000 |
| | | | | | | AP22.205.003 | [3677] Maintenance Of Electric Installation | | 3,000 | 1,000 | 3,000 |
| | | | | | | AP22.205.004 | [3678] Maintenance Of Hardwares | | 5,000 | 10,000 | 10,000 |
| | | | | | | AP22.205.005 | [3679] Maintenance Of Software | | 5,000 | 14,000 | 15,000 |
| | | | | | | AP22.205.006 | [3680] Maintenance Of AC | | 3,000 | | |
| | | | | | | AP22.205.007 | [3681] Maintenance Of Telephone | | 1,000 | | |
| | | | | | | AP22.205.012 | [3686] Maintenance Of Building | | 10,000 | | 10,000 |
| | | | | | | AP22.205.013 | [3687] Maintenance Of Plant & Machinery | | | | |
| | | | | | | AP22.205.024 | [3698] Repairs Of Vehicles | | 5,000 | | 10,000 |
| | | | | | | AP22.205.025 | [3699] Vehicle Fuel Charges | | 5,000 | | 5,000 |
| | | | | | | AP22.205.026 | [3700] Emergency & Unforeseen Repairs | | | | |
| | | | | | | | AP22.205 TOTAL | | 45,000 | 25,000 | 61,000 |
| | | | | | | AP22.206 | Other Expenses | | | | |
| | | | | | | AP22.206.004 | [3713] Hospitality & Sumptuary Expenses | 240 | 5,000 | 500 | 1,000 |
| | | | | | | | AP22.206 TOTAL | 240 | 5,000 | 500 | 1,000 |
| | | | | | | AP22.207 | Contribution To Reserve Funds | | | | |
| | | | | | | AP22.207.004 | [3733] Salary Fund | | | | 2,55,000 |
| | | | | | | | AP22.207 TOTAL | | | | 2,55,000 |
| | | | | | | | AP22 TOTAL | 66,600 | 1,77,000 | 29,700 | 3,87,300 |
| AR31 | Salary Grants | | | | | AP31 | Staff Payments & Benefits | | | | |
| AR31.201 | State Government- Salary Grants (Non Teaching /Teaching Staff Under Sps) | | | | | AP31.201 | Aided Salaries (Teaching Staff Approved Under Sps) | | | | |
| AR31.201.001 | [0485] Salary Grant | 57,00,000 | 60,00,000 | 55,26,000 | 45,00,000 | AP31.201.001 | [3750] Pay & Allowances | 57,00,000 | 61,50,000 | 55,26,000 | 45,00,000 |
| AR31.201.002 | [0486] Arrears Of Salary Grants | | 1,50,000 | | | | | | | | |
| | AR31.201 TOTAL | 57,00,000 | 61,50,000 | 55,26,000 | 45,00,000 | | AP31.201 TOTAL | 57,00,000 | 61,50,000 | 55,26,000 | 45,00,000 |
| | | | | | | AP31.202 | Aided Non Teaching | | | | |
| | | | | | | AP31.202.001 | [3760] Pay & Allowances | | | | |
| | | | | | | | AP31.202 TOTAL | | | | |
| | | | | | | AP31.204 | Unaided Salaries (Teaching Staff) | | | | |
| | | | | | | AP31.204.001 | [3780] Pay & Allowances | 79,200 | | | |
| | | | | | | AP31.204.006 | [3785] Visiting Faculty Teaching | 22,500 | 25,000 | 48,000 | 50,000 |

| RECEIPTS | | | | | | EXPENDITURE | | | | | |
|--------------|---|--|------------------------------|--------------------------------------|------------------------------|--------------|-------------------------------------|--|------------------------------|--------------------------------------|------------------------------|
| ALIAS | PARTICULARS | Unaudited Figures For Year 2016 - 2017 | Budget Estimates 2017 - 2018 | Revised Budget Estimates 2017 - 2018 | Budget Estimates 2018 - 2019 | ALIAS | PARTICULARS | Unaudited Figures For Year 2016 - 2017 | Budget Estimates 2017 - 2018 | Revised Budget Estimates 2017 - 2018 | Budget Estimates 2018 - 2019 |
| | | | | | | | AP31.204 TOTAL | 1,01,700 | 25,000 | 48,000 | 50,000 |
| | | | | | | AP31.205 | Un Aided Non Teaching | | | | |
| | | | | | | AP31.205.001 | [3793] Pay & Allowances | | | | |
| | | | | | | AP31.205.007 | [3806] Overtime | | | | |
| | | | | | | | AP31.205 TOTAL | | | | |
| | | | | | | | AP31 TOTAL | 58,01,700 | 61,75,000 | 55,74,000 | 45,50,000 |
| | AR31 TOTAL | 57,00,000 | 61,50,000 | 55,26,000 | 45,00,000 | | | | | | |
| AR32 | Other Income | | | | | | | | | | |
| AR32.202 | Interest On Saving Accounts | | | | | | | | | | |
| AR32.202.001 | [0520] Interest On Saving Bank Account | | | 6,000 | 10,000 | | | | | | |
| | AR32.202 TOTAL | | | 6,000 | 10,000 | | | | | | |
| | AR32 TOTAL | | | 6,000 | 10,000 | | | | | | |
| AR33 | Income From Investments | | | | | | | | | | |
| AR33.202 | Investment From University Fund | | | | | | | | | | |
| AR33.202.007 | [0627] Interest On Term Deposits With Bank | 5,000 | 5,000 | | | | | | | | |
| | AR33.202 TOTAL | 5,000 | 5,000 | | | | | | | | |
| | AR33 TOTAL | 5,000 | 5,000 | | | | | | | | |
| AR34 | Sale Of Publications | | | | | | | | | | |
| AR34.202 | Sale Of Syllabus | | | | | | | | | | |
| AR34.202.001 | [0640] Sale Of Syllabus | 1,000 | 1,000 | 200 | 300 | | | | | | |
| | AR34.202 TOTAL | 1,000 | 1,000 | 200 | 300 | | | | | | |
| AR34.203 | Sale Of Prospectus & Admission Forms | | | | | | | | | | |
| AR34.203.001 | [0645] Sale Of Prospectus & Admission Forms | 400 | 4,000 | | 4,000 | | | | | | |
| | AR34.203 TOTAL | 400 | 4,000 | | 4,000 | | | | | | |
| | AR34 TOTAL | 1,400 | 5,000 | 200 | 4,300 | | | | | | |
| | Sector A TOTAL | 65,81,600 | 71,40,600 | 64,08,100 | 53,90,200 | | Sector A TOTAL | 59,97,353 | 67,08,000 | 56,70,800 | 50,97,000 |
| Sector D | Deposits And Advances Budget | | | | | Sector D | Deposits And Advances Budget | | | | |
| DR01 | Students Related Deposits | | | | | DP01 | Students Related Deposits | | | | |
| DR01.301 | Library Deposit | | | | | DP01.301 | Library Deposit | | | | |
| DR01.301.001 | [2105] Receipts Of Deposit | 24,000 | 24,000 | 12,000 | 12,000 | DP01.301.001 | [5291] Refund Of Deposit | 24,000 | 24,000 | 12,000 | 12,000 |
| | DR01.301 TOTAL | 24,000 | 24,000 | 12,000 | 12,000 | | DP01.301 TOTAL | 24,000 | 24,000 | 12,000 | 12,000 |
| DR01.306 | Caution Maoney Deposit | | | | | DP01.306 | Caution Maoney Deposit | | | | |
| DR01.306.001 | [2171] Caution Money Deposit(refund) | 5,000 | 5,000 | 800 | 800 | DP01.306.001 | [5320] Refund Of Deposit | 5,000 | 5,000 | 800 | 800 |
| | DR01.306 TOTAL | 5,000 | 5,000 | 800 | 800 | | DP01.306 TOTAL | 5,000 | 5,000 | 800 | 800 |
| | DR01 TOTAL | 29,000 | 29,000 | 12,800 | 12,800 | | DP01 TOTAL | 29,000 | 29,000 | 12,800 | 12,800 |

| RECEIPTS | | | | | | EXPENDITURE | | | | | |
|----------|-------------------------|---|------------------------------------|---|------------------------------------|-------------|-------------------------|---|------------------------------------|---|------------------------------------|
| ALIAS | PARTICULARS | Unaudited Figures For Year 2016 - 2017 | Budget Estimates 2017 - 2018 | Revised Budget Estimates 2017 - 2018 | Budget Estimates 2018 - 2019 | ALIAS | PARTICULARS | Unaudited Figures For Year 2016 - 2017 | Budget Estimates 2017 - 2018 | Revised Budget Estimates 2017 - 2018 | Budget Estimates 2018 - 2019 |
| | Sector D TOTAL | 29,000 | 29,000 | 12,800 | 12,800 | | Sector D TOTAL | 29,000 | 29,000 | 12,800 | 12,800 |
| | 5059 Aided Total | 66,10,600 | 71,69,600 | 64,20,900 | 54,03,000 | | 5059 Aided Total | 60,26,353 | 67,37,000 | 56,83,600 | 51,09,800 |



0008 - S.H.P.T. College of Science, Santacruz, Mumbai (Aided)

(Old Aided Code : 1426)

| RECEIPTS | | | | | | EXPENDITURE | | | | | |
|--------------|---|---|------------------------------------|---|------------------------------------|--------------|---|---|------------------------------------|---|------------------------------------|
| ALIAS | PARTICULARS | Unaudited Figures For Year 2016 - 2017 | Budget Estimates 2017 - 2018 | Revised Budget Estimates 2017 - 2018 | Budget Estimates 2018 - 2019 | ALIAS | PARTICULARS | Unaudited Figures For Year 2016 - 2017 | Budget Estimates 2017 - 2018 | Revised Budget Estimates 2017 - 2018 | Budget Estimates 2018 - 2019 |
| Sector A | Capital And Revenue Receipt / Expenditure Budget | | | | | Sector A | Capital And Revenue Receipt / Expenditure Budget | | | | |
| | | | | | | AP03 | Furniture & Fixtures | | | | |
| | | | | | | AP03.101 | Purchase Of Furniture & Fixtures | | | | |
| | | | | | | AP03.101.002 | [3056] Purchase Of Chairs & Boards | 19,500 | 20,000 | 20,000 | 25,000 |
| | | | | | | AP03.101.004 | [3058] Purchase Of Cupboards | 20,000 | 20,000 | 20,000 | |
| | | | | | | | AP03.101 TOTAL | 39,500 | 40,000 | 40,000 | 25,000 |
| | | | | | | AP03.102 | Major Repairs To Furniture & Fixtures | | | | |
| | | | | | | AP03.102.001 | [3075] Major Repairs To Furniture & Fixtures | 40,000 | 40,000 | 30,000 | 15,000 |
| | | | | | | AP03.102.002 | [3076] Cupboard | | | | |
| | | | | | | | AP03.102 TOTAL | 40,000 | 40,000 | 30,000 | 15,000 |
| | | | | | | | AP03 TOTAL | 79,500 | 80,000 | 70,000 | 40,000 |
| | | | | | | AP04 | Equipments | | | | |
| | | | | | | AP04.101 | Purchase Of Equipments | | | | |
| | | | | | | AP04.101.020 | [3104] Purchase Of Lab Equipments | 9,900 | 20,000 | 20,000 | 20,000 |
| | | | | | | AP04.101.028 | [3112] Purchase Of Codless Mike | | | | |
| | | | | | | | AP04.101 TOTAL | 9,900 | 20,000 | 20,000 | 20,000 |
| | | | | | | | AP04 TOTAL | 9,900 | 20,000 | 20,000 | 20,000 |
| | | | | | | AP09 | Hardware & Peripherals | | | | |
| | | | | | | AP09.101 | Development Exp. | | | | |
| | | | | | | AP09.101.001 | [3200] Purchase Of Computer | 35,000 | | | |
| | | | | | | AP09.101.003 | [3202] Purchase Of Laptop | 37,200 | 40,000 | 40,000 | |
| | | | | | | AP09.101.006 | [3205] Purchase Of Printer | 7,500 | 10,000 | | |
| | | | | | | | AP09.101 TOTAL | 79,700 | 50,000 | 40,000 | |
| | | | | | | | AP09 TOTAL | 79,700 | 50,000 | 40,000 | |
| AR10 | Other Development Receipts | | | | | | | | | | |
| AR10.101 | Development Fees | | | | | | | | | | |
| AR10.101.001 | [0111] Development Fees From Student - Institute Share | 10,200 | 6,600 | 9,000 | 5,900 | | | | | | |
| | [0112] Development Fees From Student- University Share | 10,200 | 6,600 | 9,000 | 5,900 | | | | | | |
| | [0113] Development Fee | 20,400 | 13,200 | 18,000 | 11,800 | | | | | | |
| | AR10.101 TOTAL | 10,200 | 6,600 | 9,000 | 5,900 | | | | | | |
| | AR10 TOTAL | 10,200 | 6,600 | 9,000 | 5,900 | | | | | | |

| RECEIPTS | | | | | | EXPENDITURE | | | | | |
|--------------|--|--|------------------------------|--------------------------------------|------------------------------|--------------|--|--|------------------------------|--------------------------------------|------------------------------|
| ALIAS | PARTICULARS | Unaudited Figures For Year 2016 - 2017 | Budget Estimates 2017 - 2018 | Revised Budget Estimates 2017 - 2018 | Budget Estimates 2018 - 2019 | ALIAS | PARTICULARS | Unaudited Figures For Year 2016 - 2017 | Budget Estimates 2017 - 2018 | Revised Budget Estimates 2017 - 2018 | Budget Estimates 2018 - 2019 |
| AR21 | Fees From Students & Colleges | | | | | AP21 | Academic & Activity Expenses | | | | |
| AR21.201 | Academic Receipts - University | | | | | AP21.201 | Academic Expenses | | | | |
| AR21.201.025 | [0208] Alumni Fees Net | 400 | | | | AP21.201.005 | [3329] Laboratory Expenses | | | | 5,000 |
| | [6370] Alumni Fee - Gross | 8,800 | 5,300 | 8,400 | 4,700 | AP21.201.011 | [3335] Prospectus Expenses | | | | |
| | [6371] Less : 100 % Transfer To University | 8,400 | 5,300 | 8,400 | 4,700 | AP21.201.012 | [3336] Forms Expenses | | | | |
| AR21.201.027 | [0210] Centenary Fees Net | | | | | | | | | | |
| | [6372] Centenary Fees - Gross | | | | | | | | | | |
| | [6373] Less :100 % Transfer To Univaersity | | | | | | | | | | |
| AR21.201.028 | [0211] Subject Association Fee Net | 200 | | | | | | | | | |
| | [6374] Subject Association Fees - Gross | 4,700 | 2,700 | 4,600 | 2,400 | | | | | | |
| | [6375] Less : 100 % Transfer To University | 4,500 | 2,700 | 4,600 | 2,400 | | | | | | |
| AR21.201.029 | [0212] Calandar Fee Net | 100 | | | | | | | | | |
| | [6376] Calender Fees -Gross | 2,600 | 1,600 | | | | | | | | |
| | [6377] Less 100% Transfer To University | 2,500 | 1,600 | | | | | | | | |
| | AR21.201 TOTAL | 700 | | | | | AP21.201 TOTAL | | | | 5,000 |
| AR21.202 | Academic Receipts -Institution | | | | | AP21.202 | Activity Expenses | | | | |
| AR21.202.001 | [0220] Admission Fee | 17,400 | 12,200 | 14,700 | 10,800 | AP21.202.012 | [3366] Field Visit Expenses | 1,500 | 5,000 | 5,000 | 4,000 |
| AR21.202.002 | [0221] Tuition Fee | 75,500 | 53,000 | 63,500 | 47,000 | AP21.202.019 | [3373] Teaching Aid & Accessories Expenses | 25,000 | 30,000 | 15,000 | |
| AR21.202.003 | [0222] Computer Training Fee | | | | | | | | | | |
| AR21.202.004 | [0223] Identity Card Fee | 2,900 | 1,900 | 2,500 | 1,600 | | | | | | |
| | [0224] Diary Fee - Gross | 4,400 | 2,700 | | | | | | | | |
| | [0225] Diary Fee - Less : 100% Transfer To University | 4,200 | 2,700 | | | | | | | | |
| AR21.202.005 | [0226] Diary Fee - Net | 200 | | | | | | | | | |
| | [0227] E-Suvidha Fee - Gross | 4,700 | 2,700 | 4,600 | 2,400 | | | | | | |
| | [0228] E-Suvidha - Less : 100% Transfer To University | 4,500 | 2,700 | 4,600 | 2,400 | | | | | | |
| AR21.202.006 | [0229] E-Suvidha - Net | 200 | | | | | | | | | |
| | [0230] Students Welfare Fee - Gross | 7,000 | 4,000 | 6,900 | 3,500 | | | | | | |
| | [0231] Students Welfare Fee -Less : Transfer To University | 6,800 | 4,000 | 6,900 | 3,500 | | | | | | |
| AR21.202.007 | [0232] Students Welfare Fee - Net | 200 | | | | | | | | | |
| | [0233] Medical Fee - Gross | 2,900 | 1,900 | 2,500 | 1,600 | | | | | | |
| | [0234] Medical Fee-Less : Transfer To University | 2,700 | 1,900 | 2,500 | 1,600 | | | | | | |
| AR21.202.008 | [0235] Medical Fee - Net | 200 | | | | | | | | | |
| | [0236] Sports Fee - Gross | 8,800 | 5,300 | 8,400 | 4,700 | | | | | | |
| | [0237] Sports Fee -Less : Transfer To University | 8,400 | 5,300 | 8,400 | 4,700 | | | | | | |
| AR21.202.009 | [0238] Sports Fee - Net | 400 | | | | | | | | | |

| RECEIPTS | | | | | | EXPENDITURE | | | | | |
|--------------|--|---|------------------------------------|---|------------------------------------|--------------|-------------------------------------|---|------------------------------------|---|------------------------------------|
| ALIAS | PARTICULARS | Unaudited Figures For Year 2016 - 2017 | Budget Estimates 2017 - 2018 | Revised Budget Estimates 2017 - 2018 | Budget Estimates 2018 - 2019 | ALIAS | PARTICULARS | Unaudited Figures For Year 2016 - 2017 | Budget Estimates 2017 - 2018 | Revised Budget Estimates 2017 - 2018 | Budget Estimates 2018 - 2019 |
| | [0239] Disaster Management Fee - Gross | 1,000 | 530 | 900 | 470 | | | | | | |
| | [0240] Disaster Management Fee -Less : 100% Transfer To University | 900 | 530 | 900 | 470 | | | | | | |
| AR21.202.010 | [0241] Disaster Management Fee - Net | 100 | | | | | | | | | |
| | [0242] Ashwamedh/ Avishkar/ Indradhanushya Fee - Gross | 2,800 | 1,600 | 2,700 | 1,400 | | | | | | |
| | [0243] Ashwamedh/ Avishkar/ Indradhanushya Fee -Less : 100% Transfer To University | 2,700 | 1,600 | 2,700 | 1,400 | | | | | | |
| AR21.202.011 | [0244] Ashwamedh/ Avishkar/ Indradhanushya Fee - Net | 100 | | | | | | | | | |
| | [0245] Eligibility Fee -Gross | 11,600 | 6,300 | 11,100 | 6,300 | | | | | | |
| | [0246] Eligibility Fee -Less : 100% Transfer To University | 10,700 | 6,300 | 11,100 | 6,300 | | | | | | |
| AR21.202.012 | [0247] Eligibility Fee -Net | 900 | | | | | | | | | |
| | [0248] Enrolment Fee - Gross | 11,600 | 6,300 | 11,100 | 6,300 | | | | | | |
| | [0249] Enrolment Fee - Less : 100% Transfer To University | 10,700 | 6,300 | 11,100 | 6,300 | | | | | | |
| AR21.202.013 | [0250] Enrolment Fee - Net | 900 | | | | | | | | | |
| | [0251] Examinations - Gross | 1,27,200 | 84,800 | 1,18,400 | 75,200 | | | | | | |
| | [0252] Examinations -Less :Transfer To University | 1,22,600 | 84,800 | 1,18,400 | 75,200 | | | | | | |
| AR21.202.014 | [0253] Examinations Fee- Net | 4,600 | | | | | | | | | |
| | [0254] Practical Examination Fees - Gross | 67,000 | 53,000 | 53,000 | 47,000 | | | | | | |
| | [6300] Practical Examinations Fee-Less : Transfer To University | 64,100 | 53,000 | 53,000 | 47,000 | | | | | | |
| AR21.202.015 | [6301] Practical Examinations Fee - Net | 2,900 | | | | | | | | | |
| | [6304] Convocation Fee - Gross | 16,200 | | 17,100 | | | | | | | |
| | [6305] Convocation Fee -Less : 100% Transfer To University | 16,200 | | 17,100 | | | | | | | |
| AR21.202.017 | [6306] Convocation Fee - Net | | | | | | | | | | |
| | [6307] Library Fee - Gross | 87,500 | 53,000 | 83,500 | 47,000 | | | | | | |
| | [6308] Library Fee -Less : 100% Transfer To University Library | 87,500 | 53,000 | 83,500 | 47,000 | | | | | | |
| AR21.202.018 | [6309] Library Fee - Net | | | | | | | | | | |
| AR21.202.035 | [6338] Computer Lab Fee | | | 26,500 | | | | | | | |
| | AR21.202 TOTAL | 1,06,500 | 67,100 | 1,07,200 | 59,400 | | AP21.202 TOTAL | 26,500 | 35,000 | 20,000 | 4,000 |
| AR21.203 | Activity Fees | | | | | AP21.203 | Examination Expenses | | | | |
| AR21.203.001 | [0260] Gymkhana Fee | 37,800 | 26,500 | 31,800 | 23,500 | AP21.203.018 | [3487] Other Contingent Expenses | | | | |
| AR21.203.002 | [0261] Laboratory Fee | 3,77,500 | 2,65,000 | 3,17,500 | 2,35,000 | AP21.203.021 | [3490] College Examination Expenses | 5,000 | 4,000 | | |
| AR21.203.004 | [0263] Internship Fee | 23,300 | 12,500 | 22,300 | 12,500 | | | | | | |
| AR21.203.009 | [0268] Dissertation Fee | | | 6,800 | 5,500 | | | | | | |

| RECEIPTS | | | | | | EXPENDITURE | | | | | |
|--------------|---|---|------------------------------------|---|------------------------------------|--------------|---|---|------------------------------------|---|------------------------------------|
| ALIAS | PARTICULARS | Unaudited Figures For Year 2016 - 2017 | Budget Estimates 2017 - 2018 | Revised Budget Estimates 2017 - 2018 | Budget Estimates 2018 - 2019 | ALIAS | PARTICULARS | Unaudited Figures For Year 2016 - 2017 | Budget Estimates 2017 - 2018 | Revised Budget Estimates 2017 - 2018 | Budget Estimates 2018 - 2019 |
| AR21.203.068 | [0327] Annual Miscell Aneous | | 7,800 | 9,600 | 7,100 | | | | | | |
| AR21.203.096 | [0355] Insurance Fees | | 2,100 | 1,600 | 1,000 | | | | | | |
| | AR21.203 TOTAL | 4,38,600 | 3,13,900 | 3,89,600 | 2,84,600 | | AP21.203 TOTAL | 5,000 | 4,000 | | |
| AR21.204 | Examination Fees | | | | | AP21.204 | Refund Of Fees | | | | |
| AR21.204.007 | [0377] Passing Certificate Fees | | | 4,100 | 3,300 | AP21.204.001 | [3500] Refund Of Course Fees | 54,800 | | 50,500 | |
| | AR21.204 TOTAL | | | 4,100 | 3,300 | AP21.204.002 | [3501] Refund Of Other Fees | 5,000 | | | |
| | | | | | | | AP21.204 TOTAL | 59,800 | | 50,500 | |
| | | | | | | AP21.206 | Seminars & Conferances | | | | |
| | | | | | | AP21.206.001 | [3515] Seminar Publication | 2,500 | 5,000 | 5,000 | 7,000 |
| | | | | | | AP21.206.002 | [3516] Stationery | 1,000 | 1,000 | 1,000 | 1,000 |
| | | | | | | AP21.206.006 | [3520] Travelling Expenses | 6,000 | 6,000 | 4,500 | 6,000 |
| | | | | | | | AP21.206 TOTAL | 9,500 | 12,000 | 10,500 | 14,000 |
| AR21.207 | Other Fee | | | | | AP21.207 | Materials, Consumables, Stores & Chemicals | | | | |
| AR21.207.004 | [0414] Co Curricular Fee | 37,800 | 26,000 | 31,800 | 23,500 | AP21.207.002 | [3531] Consumables Expenses | 5,000 | 5,000 | 5,000 | 4,000 |
| AR21.207.009 | [0419] Transcript Charge (Income) | | 1,000 | | 1,000 | AP21.207.003 | [3532] Chemical & Glassware Expenses | 48,000 | 85,000 | 80,900 | 90,000 |
| AR21.207.014 | [0424] Other Fees / Other Income | | | | | | AP21.207 TOTAL | 53,000 | 90,000 | 85,900 | 94,000 |
| | AR21.207 TOTAL | 37,800 | 27,000 | 31,800 | 24,500 | AP21.209 | Students' Welfare , Sports & Cultural Activitvies Expenses | | | | |
| | | | | | | AP21.209.001 | [3550] Annual Social /Cultural | 20,000 | 20,000 | 20,000 | 25,000 |
| | | | | | | AP21.209.002 | [3551] Function & Festival | | | | 4,000 |
| | | | | | | AP21.209.006 | [3555] Purchase Of Sports Material & Sport Expenses | | | | |
| | | | | | | AP21.209.010 | [3559] Inter Collegiate Competition Expenses/Tejaswini | 3,000 | 3,000 | 3,000 | 3,000 |
| | | | | | | | AP21.209 TOTAL | 23,000 | 23,000 | 23,000 | 32,000 |
| AR21.210 | Ph. D. Fee | | | | | | | | | | |
| AR21.210.001 | [0460] Registration Fee Net | | | | | | | | | | |
| | [0461] Enrolment Fee - Gross | | 1,000 | | 1,000 | | | | | | |
| | [0462] Enrolment Fee - Less : 100% Transfer To University | | 1,000 | | 1,000 | | | | | | |
| AR21.210.002 | [0463] Enrolment Fee Net | | | | | | | | | | |
| | [0464] Eligibility Fee - Gross | | 1,000 | | 1,000 | | | | | | |
| | [0465] Eligibility Fee - Less : 100% Transfer To University | | 1,000 | | 1,000 | | | | | | |
| AR21.210.003 | [0466] Eligibility Fee Net | | | | | | | | | | |
| AR21.210.004 | [0467] Admision Fee | | 2,000 | | 2,000 | | | | | | |
| AR21.210.005 | [0468] Tuition Fee | 57,000 | 40,500 | 97,000 | 23,000 | | | | | | |
| AR21.210.006 | [0469] Laboratory Fee | 2,40,000 | 2,00,000 | 3,20,000 | 1,20,000 | | | | | | |
| AR21.210.007 | [0470] Department Activity Fee | 12,000 | 10,000 | 28,000 | 6,000 | | | | | | |

| RECEIPTS | | | | | | EXPENDITURE | | | | | |
|--------------|---|---|------------------------------------|---|------------------------------------|-------------------|--|---|------------------------------------|---|------------------------------------|
| ALIAS | PARTICULARS | Unaudited Figures For Year 2016 - 2017 | Budget Estimates 2017 - 2018 | Revised Budget Estimates 2017 - 2018 | Budget Estimates 2018 - 2019 | ALIAS | PARTICULARS | Unaudited Figures For Year 2016 - 2017 | Budget Estimates 2017 - 2018 | Revised Budget Estimates 2017 - 2018 | Budget Estimates 2018 - 2019 |
| AR21.210.008 | [0471] Caution Deposit - Gross | | 2,000 | | 2,000 | | | | | | |
| | [0472] Caution Deposit - Less : 100% Refundable To Student | | 2,000 | | 2,000 | | | | | | |
| | [0473] Caution Money Deposit | | | | | | | | | | |
| AR21.210.009 | [0474] Library Fee - Gross | 12,000 | 8,000 | 20,000 | 8,000 | | | | | | |
| | [6350] Library Fee - Less : 100% Trf To Central Library | 12,000 | 8,000 | 20,000 | 8,000 | | | | | | |
| AR21.210.011 | [6351] Library Fee | | | | | | | | | | |
| | [6352] Diary Fee - Gross | 300 | 200 | 500 | 100 | | | | | | |
| | [6353] Diary Fee - Less : 100% Trf To University | 300 | 200 | 500 | 200 | | | | | | |
| AR21.210.012 | [6355] Evaluation Fee | | 4,000 | | 4,000 | | | | | | |
| | [6356] Library Deposit - Gross | | 8,000 | | 8,000 | | | | | | |
| AR21.210.014 | [6357] Library Deposit - Less : 100% Trf To Central Library | | 8,000 | | 8,000 | | | | | | |
| | [6358] Library Deposit - Net | | | | | | | | | | |
| AR21.210.016 | [6360] Internet Facility Charges | 6,000 | 5,000 | 8,000 | 3,000 | | | | | | |
| | [6361] Laboratory Deposit -Gross | | 20,000 | | 20,000 | | | | | | |
| | [6362] Laboratory Deposit - Less : Refund To Students | | 20,000 | | 20,000 | | | | | | |
| AR21.210.016 | [6364] Examination & Viva Voce Fees | 24,000 | | | | | | | | | |
| | [6365] Registration Fees - Gross | | 4,000 | | 4,000 | | | | | | |
| | [6366] Less : Transfer To University | | 4,000 | | 4,000 | | | | | | |
| | AR21.210 TOTAL | 3,39,000 | 2,61,500 | 4,53,000 | 1,58,000 | | | | | | |
| | AR21 TOTAL | 9,22,600 | 6,69,500 | 9,85,700 | 5,29,800 | | | | | | |
| | | | | | | AP21 TOTAL | | 1,76,800 | 1,64,000 | 1,89,900 | 1,49,000 |
| | | | | | | AP22 | Administrative & General Expenses | | | | |
| | | | | | | AP22.201 | Administrative Expenses | | | | |
| | | | | | | AP22.201.001 | [3601] Advertisement And Publicity | 3,000 | 3,000 | 2,100 | 3,000 |
| | | | | | | AP22.201.002 | [3602] Printing | 8,700 | 9,000 | 6,600 | 9,000 |
| | | | | | | AP22.201.003 | [3603] Stationery | 4,800 | 5,000 | 7,700 | 8,000 |
| | | | | | | AP22.201.005 | [3605] Xeroxing Charges | 7,400 | 10,000 | 6,300 | 9,000 |
| | | | | | | AP22.201.006 | [3606] Electricity And Power | 28,500 | 63,000 | 26,000 | 65,000 |
| | | | | | | AP22.201.007 | [3607] Telephone And Internet Charges | 5,600 | 7,500 | 7,500 | 8,000 |
| | | | | | | AP22.201.008 | [3608] Postage , Telegram & Courier Charges | 1,000 | 1,000 | 1,000 | 1,000 |
| | | | | | | AP22.201.011 | [3611] Meeting Expenses | 5,000 | 5,000 | 5,000 | 5,000 |
| | | | | | | AP22.201.013 | [3613] Contingency Expenses | 4,200 | 5,000 | 5,000 | 5,000 |
| | | | | | | AP22.201.016 | [3616] Sanitary Materials | 5,000 | 5,000 | 5,000 | 4,000 |
| | | | | | | AP22.201.021 | [3621] Pest Control | | 18,000 | 18,000 | |
| | | | | | | AP22.201.023 | [3623] Miscellaneous Expenses | 14,700 | 15,000 | 15,000 | 15,000 |

| RECEIPTS | | | | | | EXPENDITURE | | | | | |
|--------------|--|--|------------------------------|--------------------------------------|------------------------------|--------------|---|--|------------------------------|--------------------------------------|------------------------------|
| ALIAS | PARTICULARS | Unaudited Figures For Year 2016 - 2017 | Budget Estimates 2017 - 2018 | Revised Budget Estimates 2017 - 2018 | Budget Estimates 2018 - 2019 | ALIAS | PARTICULARS | Unaudited Figures For Year 2016 - 2017 | Budget Estimates 2017 - 2018 | Revised Budget Estimates 2017 - 2018 | Budget Estimates 2018 - 2019 |
| | | | | | | AP22.201.024 | [3624] Statutory Audit Charges | 10,000 | 10,000 | 10,000 | 12,000 |
| | | | | | | AP22.201.025 | [3625] Internal Audit Charges | 20,000 | 20,000 | 20,000 | 20,000 |
| | | | | | | | AP22.201 TOTAL | 1,17,900 | 1,76,500 | 1,35,200 | 1,64,000 |
| | | | | | | AP22.202 | Travelling And Transportation Expenses | | | | |
| | | | | | | AP22.202.001 | [3645] Ta/Da Expenses Staff | 3,200 | 5,000 | 5,000 | 5,000 |
| | | | | | | AP22.202.002 | [3646] Ta/Da Expenses Meeting | 2,700 | 5,000 | 5,000 | 4,000 |
| | | | | | | | AP22.202 TOTAL | 5,900 | 10,000 | 10,000 | 9,000 |
| | | | | | | AP22.203 | Insurance & Taxes | | | | |
| | | | | | | AP22.203.001 | [3655] Insurance | 2,000 | 2,100 | 2,100 | 2,200 |
| | | | | | | | AP22.203 TOTAL | 2,000 | 2,100 | 2,100 | 2,200 |
| | | | | | | AP22.204 | Outsource Services | | | | |
| | | | | | | AP22.204.003 | [3667] Gas | 6,000 | 6,000 | 6,000 | 5,000 |
| | | | | | | | AP22.204 TOTAL | 6,000 | 6,000 | 6,000 | 5,000 |
| | | | | | | AP22.205 | Repairs And Maintenance | | | | |
| | | | | | | AP22.205.001 | [3675] Maintenance Of Office Equipments | 7,000 | 15,000 | 10,000 | 10,000 |
| | | | | | | AP22.205.002 | [3676] Maintenance Of Furniture & Fixture | 1,900 | 5,000 | 5,000 | 5,000 |
| | | | | | | AP22.205.003 | [3677] Maintenance Of Electric Installation | 5,000 | 5,000 | 5,000 | 4,000 |
| | | | | | | AP22.205.004 | [3678] Maintenance Of Hardwares | 2,700 | 5,000 | 5,000 | 5,000 |
| | | | | | | AP22.205.007 | [3681] Maintenance Of Telephone | 2,000 | 2,000 | 2,000 | 1,500 |
| | | | | | | AP22.205.010 | [3684] Antivirus Software | 3,800 | 5,000 | 5,000 | 5,000 |
| | | | | | | AP22.205.011 | [3685] Cleaning Material & Services | 2,000 | 2,000 | 2,000 | 1,500 |
| | | | | | | AP22.205.012 | [3686] Maintenance Of Building | 10,900 | 15,000 | 15,000 | 12,000 |
| | | | | | | AP22.205.016 | [3690] Maintenance Of Fire Systems | 7,000 | 7,000 | 7,000 | 7,000 |
| | | | | | | AP22.205.026 | [3700] Emergency & Unforeseen Repairs | 4,200 | 10,000 | 10,000 | 9,000 |
| | | | | | | | AP22.205 TOTAL | 46,500 | 71,000 | 66,000 | 60,000 |
| | | | | | | AP22.206 | Other Expenses | | | | |
| | | | | | | AP22.206.004 | [3713] Hospitality & Sumptuary Expenses | 900 | 1,000 | 1,000 | 5,000 |
| | | | | | | | AP22.206 TOTAL | 900 | 1,000 | 1,000 | 5,000 |
| | | | | | | | AP22 TOTAL | 1,79,200 | 2,66,600 | 2,20,300 | 2,45,200 |
| AR31 | Salary Grants | | | | | AP31 | Staff Payments & Benefits | | | | |
| AR31.201 | State Government- Salary Grants (Non Teaching /Teaching Staff Under Sps) | | | | | AP31.201 | Aided Salaries (Teaching Staff Approved Under Sps) | | | | |
| AR31.201.001 | [0485] Salary Grant | 62,26,400 | 69,00,000 | 65,85,200 | 67,32,000 | AP31.201.001 | [3750] Pay & Allowances | 62,26,400 | 69,00,000 | 65,85,200 | 67,32,000 |
| | AR31.201 TOTAL | 62,26,400 | 69,00,000 | 65,85,200 | 67,32,000 | | AP31.201 TOTAL | 62,26,400 | 69,00,000 | 65,85,200 | 67,32,000 |
| | | | | | | AP31.204 | Unaided Salaries (Teaching Staff) | | | | |
| | | | | | | AP31.204.006 | [3785] Visiting Faculty Teaching | 62,500 | 71,000 | 71,000 | 71,000 |
| | | | | | | | AP31.204 TOTAL | 62,500 | 71,000 | 71,000 | 71,000 |
| | | | | | | AP31.205 | Un Aided Non Teaching | | | | |

| RECEIPTS | | | | | | EXPENDITURE | | | | | |
|--------------|--|--|------------------------------|--------------------------------------|------------------------------|--------------|-------------------------------------|--|------------------------------|--------------------------------------|------------------------------|
| ALIAS | PARTICULARS | Unaudited Figures For Year 2016 - 2017 | Budget Estimates 2017 - 2018 | Revised Budget Estimates 2017 - 2018 | Budget Estimates 2018 - 2019 | ALIAS | PARTICULARS | Unaudited Figures For Year 2016 - 2017 | Budget Estimates 2017 - 2018 | Revised Budget Estimates 2017 - 2018 | Budget Estimates 2018 - 2019 |
| | | | | | | AP31.205.007 | [3806] Overtime | 30,000 | | | |
| | | | | | | AP31.205.008 | [3807] Temp. Non Teaching Staff | | | | |
| | | | | | | AP31.205.015 | [3814] Daily Wages | 31,400 | 36,000 | 20,400 | 36,000 |
| | | | | | | | AP31.205 TOTAL | 61,400 | 36,000 | 20,400 | 36,000 |
| | | | | | | | AP31 TOTAL | 63,50,300 | 70,07,000 | 66,76,600 | 68,39,000 |
| AR32 | Other Income | | | | | | | | | | |
| AR32.202 | Interest On Saving Accounts | | | | | | | | | | |
| AR32.202.001 | [0520] Interest On Saving Bank Account | 77,800 | 60,000 | 35,100 | 26,000 | | | | | | |
| | AR32.202 TOTAL | 77,800 | 60,000 | 35,100 | 26,000 | | | | | | |
| AR32.208 | Miscellaneous Receipts | | | | | | | | | | |
| AR32.208.008 | [0567] Any Other Income | | 30,000 | | | | | | | | |
| | AR32.208 TOTAL | | 30,000 | | | | | | | | |
| | AR32 TOTAL | 77,800 | 90,000 | 35,100 | 26,000 | | | | | | |
| | Sector A TOTAL | 72,37,000 | 76,66,100 | 76,15,000 | 72,93,700 | | Sector A TOTAL | 68,75,400 | 75,87,600 | 72,16,800 | 72,93,200 |
| Sector D | Deposits And Advances Budget | | | | | Sector D | Deposits And Advances Budget | | | | |
| DR01 | Students Related Deposits | | | | | DP01 | Students Related Deposits | | | | |
| DR01.301 | Library Deposit | | | | | DP01.301 | Library Deposit | | | | |
| DR01.301.001 | [2105] Receipts Of Deposit | | 79,500 | 82,500 | 75,000 | DP01.301.001 | [5291] Refund Of Deposit | | 79,500 | 82,500 | 75,000 |
| | DR01.301 TOTAL | | 79,500 | 82,500 | 75,000 | | DP01.301 TOTAL | | 79,500 | 82,500 | 75,000 |
| DR01.302 | Laboratory Deposit | | | | | DP01.302 | Laboratory Deposit | | | | |
| DR01.302.001 | [2110] Receipts Of Deposit | 27,500 | 26,500 | 27,500 | 25,000 | DP01.302.001 | [5295] Refund Of Deposit | 27,500 | 26,500 | 27,500 | 25,000 |
| | DR01.302 TOTAL | 27,500 | 26,500 | 27,500 | 25,000 | | DP01.302 TOTAL | 27,500 | 26,500 | 27,500 | 25,000 |
| DR01.306 | Caution Maoney Deposit | | | | | DP01.306 | Caution Maoney Deposit | | | | |
| DR01.306.001 | [2171] Caution Money Deposit(refund) | 5,500 | 5,300 | 5,500 | 5,000 | DP01.306.001 | [5320] Refund Of Deposit | 5,500 | 5,300 | 5,500 | 5,000 |
| | DR01.306 TOTAL | 5,500 | 5,300 | 5,500 | 5,000 | | DP01.306 TOTAL | 5,500 | 5,300 | 5,500 | 5,000 |
| | DR01 TOTAL | 33,000 | 1,11,300 | 1,15,500 | 1,05,000 | | DP01 TOTAL | 33,000 | 1,11,300 | 1,15,500 | 1,05,000 |
| | Sector D TOTAL | 33,000 | 1,11,300 | 1,15,500 | 1,05,000 | | Sector D TOTAL | 33,000 | 1,11,300 | 1,15,500 | 1,05,000 |
| | 0008 Aided Total | 72,70,000 | 77,77,400 | 77,30,500 | 73,98,700 | | 0008 Aided Total | 69,08,400 | 76,98,900 | 73,32,300 | 73,98,200 |

0009 - S.V.T. College of Home Science (Autonomous) Juhu, Mumbai (Aided)

(Old Aided Code : 1851)

| RECEIPTS | | | | | | EXPENDITURE | | | | | |
|--------------|---|---|------------------------------------|---|------------------------------------|--------------|---|---|------------------------------------|---|------------------------------------|
| ALIAS | PARTICULARS | Unaudited Figures For Year 2016 - 2017 | Budget Estimates 2017 - 2018 | Revised Budget Estimates 2017 - 2018 | Budget Estimates 2018 - 2019 | ALIAS | PARTICULARS | Unaudited Figures For Year 2016 - 2017 | Budget Estimates 2017 - 2018 | Revised Budget Estimates 2017 - 2018 | Budget Estimates 2018 - 2019 |
| Sector A | Capital And Revenue Receipt / Expenditure Budget | | | | | Sector A | Capital And Revenue Receipt / Expenditure Budget | | | | |
| | | | | | | AP03 | Furniture & Fixtures | | | | |
| | | | | | | AP03.101 | Purchase Of Furniture & Fixtures | | | | |
| | | | | | | AP03.101.001 | [3065] Purchase Of Furniture | 75,000 | 75,000 | 83,000 | 83,000 |
| | | | | | | | AP03.101 TOTAL | 75,000 | 75,000 | 83,000 | 83,000 |
| | | | | | | | AP03 TOTAL | 75,000 | 75,000 | 83,000 | 83,000 |
| | | | | | | AP04 | Equipments | | | | |
| | | | | | | AP04.101 | Purchase Of Equipments | | | | |
| | | | | | | AP04.101.003 | [3087] Purchase Of Equipment | 1,50,000 | 1,50,000 | 1,75,000 | 1,75,000 |
| | | | | | | | AP04.101 TOTAL | 1,50,000 | 1,50,000 | 1,75,000 | 1,75,000 |
| | | | | | | | AP04 TOTAL | 1,50,000 | 1,50,000 | 1,75,000 | 1,75,000 |
| | | | | | | AP07 | Books & Journals | | | | |
| | | | | | | AP07.101 | Purchase Of Books & Journals | | | | |
| | | | | | | AP07.101.001 | [3155] Purchase Of Books & Journals | 60,000 | 75,000 | 37,000 | 75,000 |
| | | | | | | | AP07.101 TOTAL | 60,000 | 75,000 | 37,000 | 75,000 |
| | | | | | | | AP07 TOTAL | 60,000 | 75,000 | 37,000 | 75,000 |
| | | | | | | AP08 | Software & Development | | | | |
| | | | | | | AP08.101 | Purchase Of Software | | | | |
| | | | | | | AP08.101.005 | [3174] Purchase Of Software | 71,000 | 1,00,000 | 1,00,000 | 1,00,000 |
| | | | | | | | AP08.101 TOTAL | 71,000 | 1,00,000 | 1,00,000 | 1,00,000 |
| | | | | | | AP08.102 | Software Development | | | | |
| | | | | | | AP08.102.001 | [3185] Software Development (AP08.102) | 20,000 | 20,000 | 20,000 | 20,000 |
| | | | | | | | AP08.102 TOTAL | 20,000 | 20,000 | 20,000 | 20,000 |
| | | | | | | | AP08 TOTAL | 91,000 | 1,20,000 | 1,20,000 | 1,20,000 |
| AR10 | Other Development Receipts | | | | | | | | | | |
| AR10.101 | Development Fees | | | | | | | | | | |
| AR10.101.001 | [0111] Development Fees From Student - Institute Share | 2,50,500 | 2,50,500 | 2,80,500 | 3,35,000 | | | | | | |
| | AR10.101 TOTAL | 2,50,500 | 2,50,500 | 2,80,500 | 3,35,000 | | | | | | |
| | AR10 TOTAL | 2,50,500 | 2,50,500 | 2,80,500 | 3,35,000 | | | | | | |
| AR21 | Fees From Students & Colleges | | | | | AP21 | Academic & Activity Expenses | | | | |
| AR21.201 | Academic Receipts - University | | | | | AP21.201 | Academic Expenses | | | | |

| RECEIPTS | | | | | | EXPENDITURE | | | | | |
|--------------|--|--|------------------------------|--------------------------------------|------------------------------|--------------|---|--|------------------------------|--------------------------------------|------------------------------|
| ALIAS | PARTICULARS | Unaudited Figures For Year 2016 - 2017 | Budget Estimates 2017 - 2018 | Revised Budget Estimates 2017 - 2018 | Budget Estimates 2018 - 2019 | ALIAS | PARTICULARS | Unaudited Figures For Year 2016 - 2017 | Budget Estimates 2017 - 2018 | Revised Budget Estimates 2017 - 2018 | Budget Estimates 2018 - 2019 |
| AR21.201.001 | [0200] Diary Fee | 61,100 | 61,100 | 58,000 | | AP21.201.003 | [3327] Field Work/Participation | 10,000 | 10,000 | 25,000 | 35,000 |
| AR21.201.002 | [0201] E-Suvidha Fee | 39,200 | 36,100 | 37,500 | | AP21.201.004 | [3328] Student Welfare Expenses/ Student Council Expenses | 1,04,400 | 1,00,000 | 76,000 | 80,000 |
| | | | | | | AP21.201.014 | [3338] Diary Expenses | 61,100 | 61,100 | 57,300 | |
| | AR21.201 TOTAL | 1,00,300 | 97,200 | 95,500 | | | AP21.201 TOTAL | 1,75,500 | 1,71,100 | 1,58,300 | 1,15,000 |
| AR21.202 | Academic Receipts -Institution | | | | | AP21.202 | Activity Expenses | | | | |
| AR21.202.001 | [0220] Admission Fee | 1,95,850 | 2,06,450 | 2,13,500 | 2,40,000 | AP21.202.001 | [3355] Gymkhana Expenses | 3,12,380 | 3,12,000 | 3,37,000 | 3,35,000 |
| AR21.202.002 | [0221] Tution Fee | 5,09,500 | 5,09,500 | 5,18,600 | 5,96,000 | AP21.202.002 | [3356] Training Programme For Staff | 2,000 | 2,000 | | 2,000 |
| AR21.202.003 | [0222] Computer Training Fee | 26,83,000 | 28,69,000 | 29,07,000 | 33,50,000 | AP21.202.005 | [3359] Disaster Management Expenses | 7,800 | 12,200 | 11,000 | |
| AR21.202.004 | [0223] Identity Card Fee | 1,83,450 | 1,83,450 | 1,71,900 | 1,80,000 | AP21.202.015 | [3369] E-Suvidha Expenses | 39,200 | 36,100 | 37,500 | |
| | [0224] Diary Fee - Gross | | | | 60,000 | AP21.202.039 | [3392] Naac Expenses | | 60,000 | 4,01,200 | 60,000 |
| | [0225] Diary Fee - Less : 100% Transfer To University | | | | 60,000 | | | | | | |
| AR21.202.005 | [0226] Diary Fee - Net | | | | | | | | | | |
| | [0227] E-Suvidha Fee - Gross | | | | 40,000 | | | | | | |
| | [0228] E-Suvidha - Less : 100% Transfer To University | | | | 40,000 | | | | | | |
| AR21.202.006 | [0229] E-Suvidha - Net | | | | | | | | | | |
| | [0239] Disaster Management Fee - Gross | | | | 12,000 | | | | | | |
| | [0240] Disaster Management Fee -Less : 100% Transfer To University | | | | 12,000 | | | | | | |
| AR21.202.010 | [0241] Disaster Management Fee - Net | | | | | | | | | | |
| | [0242] Ashwamedh/ Avishkar/ Indradhanushya Fee - Gross | | | | 36,000 | | | | | | |
| | [0243] Ashwamedh/ Avishkar/ Indradhanushya Fee -Less : 100% Transfer To University | | | | 36,000 | | | | | | |
| AR21.202.011 | [0244] Ashwamedh/ Avishkar/ Indradhanushya Fee - Net | | | | | | | | | | |
| | [0245] Eligibility Fee -Gross | | | | 69,000 | | | | | | |
| | [0246] Eligibility Fee -Less : 100% Transfer To University | | | | 69,000 | | | | | | |
| AR21.202.012 | [0247] Eligibility Fee -Net | | | | | | | | | | |
| | [0248] Enrolment Fee - Gross | | | | 69,000 | | | | | | |
| | [0249] Enrolment Fee - Less : 100% Transfer To University | | | | 69,000 | | | | | | |
| AR21.202.013 | [0250] Enrolment Fee - Net | | | | | | | | | | |
| | [6304] Convocation Fee - Gross | | | | 1,08,800 | | | | | | |
| | [6305] Convocation Fee -Less : 100% Transfer To University | | | | 1,08,800 | | | | | | |
| AR21.202.017 | [6306] Convocation Fee - Net | | | | | | | | | | |
| AR21.202.038 | [6349] Elective Subject Fee | 5,00,500 | 5,00,000 | 5,00,000 | 5,00,000 | | | | | | |

| RECEIPTS | | | | | | EXPENDITURE | | | | | |
|--------------|---|--|------------------------------|--------------------------------------|------------------------------|--------------|--|--|------------------------------|--------------------------------------|------------------------------|
| ALIAS | PARTICULARS | Unaudited Figures For Year 2016 - 2017 | Budget Estimates 2017 - 2018 | Revised Budget Estimates 2017 - 2018 | Budget Estimates 2018 - 2019 | ALIAS | PARTICULARS | Unaudited Figures For Year 2016 - 2017 | Budget Estimates 2017 - 2018 | Revised Budget Estimates 2017 - 2018 | Budget Estimates 2018 - 2019 |
| | AR21.202 TOTAL | 40,72,300 | 42,68,400 | 43,11,000 | 48,66,000 | | AP21.202 TOTAL | 3,61,380 | 4,22,300 | 7,86,700 | 3,97,000 |
| AR21.203 | Activity Fees | | | | | AR21.203 | Examination Expenses | | | | |
| AR21.203.001 | [0260] Gymkhana Fee | 3,04,000 | 3,04,000 | 3,11,000 | 3,35,000 | AR21.203.001 | [3470] Printing | 1,76,000 | 1,80,000 | 1,83,000 | 2,30,000 |
| AR21.203.002 | [0261] Laboratory Fee | 13,16,200 | 14,27,700 | 14,93,400 | 18,04,800 | AR21.203.002 | [3471] Stationery | 1,75,000 | 1,75,000 | 1,25,000 | 1,25,000 |
| AR21.203.009 | [0268] Dissertation Fee | 1,82,700 | 1,82,700 | 2,04,300 | 2,67,400 | AR21.203.006 | [3475] Examination Remuneration | 3,45,500 | 3,50,000 | 3,50,000 | 3,50,000 |
| AR21.203.028 | [0287] Periodic Test Fees | 4,73,000 | 6,00,200 | 6,12,800 | 8,00,000 | AR21.203.008 | [3477] Convocation Expenses | 69,000 | 69,000 | 63,000 | 1,08,700 |
| AR21.203.113 | [7908] Maintenance Fee | 5,35,250 | 6,30,700 | 6,46,900 | 8,00,000 | | | | | | |
| AR21.203.114 | [7909] Student Aid | 55,600 | 64,100 | 65,800 | 80,000 | | | | | | |
| AR21.203.115 | [7910] NRI Student Fee | 1,15,800 | 1,15,800 | 1,79,200 | 1,79,200 | | | | | | |
| | AR21.203 TOTAL | 29,82,550 | 33,25,200 | 35,13,400 | 42,66,400 | | AP21.203 TOTAL | 7,65,500 | 7,74,000 | 7,21,000 | 8,13,700 |
| AR21.204 | Examination Fees | | | | | | | | | | |
| AR21.204.001 | [0371] Eligibility Fee | 81,360 | 81,360 | 67,000 | | | | | | | |
| AR21.204.002 | [0372] Enrolment Fee | 81,360 | 81,360 | 67,000 | | | | | | | |
| AR21.204.003 | [0373] Examinations Fee | 15,11,950 | 14,77,250 | 15,49,700 | 17,33,000 | | | | | | |
| AR21.204.006 | [0376] Convocation Fee | 76,130 | 76,130 | 85,000 | | | | | | | |
| | AR21.204 TOTAL | 17,50,800 | 17,16,100 | 17,68,700 | 17,33,000 | | | | | | |
| AR21.205 | Students Welfare /Physical Education Fees | | | | | AR21.205 | Scholarships, Fellowships & Incidental Expenses | | | | |
| AR21.205.001 | [0395] Students Welfare Fee | 79,200 | 79,200 | 76,000 | 80,000 | AR21.205.003 | [3507] Merits Scholarship | 14,200 | 14,000 | 17,700 | 18,000 |
| AR21.205.002 | [0396] Medical Fee | 50,320 | 50,320 | 46,000 | 48,000 | | | | | | |
| AR21.205.003 | [0397] Sports Fee | 97,260 | 97,260 | 95,000 | 1,00,000 | | | | | | |
| AR21.205.004 | [0398] Disaster Management Fee | 7,800 | 12,230 | 11,000 | | | | | | | |
| AR21.205.005 | [0399] Ashwamedh/ Avishkar/ Indradhanushya Fee | 36,690 | 36,690 | 34,000 | | | | | | | |
| | AR21.205 TOTAL | 2,71,270 | 2,75,700 | 2,62,000 | 2,28,000 | | AP21.205 TOTAL | 14,200 | 14,000 | 17,700 | 18,000 |
| AR21.206 | Library Fee Payable | | | | | | | | | | |
| AR21.206.001 | [0405] Library Fee | 6,08,000 | 6,08,000 | 6,22,000 | 6,70,000 | | | | | | |
| | AR21.206 TOTAL | 6,08,000 | 6,08,000 | 6,22,000 | 6,70,000 | | | | | | |
| AR21.207 | Other Fee | | | | | AR21.207 | Materials, Consumables, Stores & Chemicals | | | | |
| AR21.207.002 | [0412] Fine/ Miscellaneous Fee | | | | | AR21.207.002 | [3531] Consumables Expenses | 2,17,200 | 2,25,000 | 1,25,000 | 1,50,000 |
| AR21.207.003 | [0413] Magazine Fee | 1,10,900 | 1,10,900 | 1,01,900 | 1,07,000 | AR21.207.003 | [3532] Chemical & Glassware Expenses | 2,20,000 | 2,30,000 | 2,17,000 | 2,00,000 |
| AR21.207.006 | [0416] Annual Field Work/ Educational/ Industrial Visit Fee | 2,03,000 | 2,43,600 | 2,27,000 | 3,41,000 | | | | | | |
| | AR21.207 TOTAL | 3,13,900 | 3,54,500 | 3,28,900 | 4,48,000 | | AP21.207 TOTAL | 4,37,200 | 4,55,000 | 3,42,000 | 3,50,000 |
| | | | | | | AR21.208 | Library Expenses | | | | |
| | | | | | | AR21.208.001 | [3540] Journals & Periodicals | 66,000 | 66,000 | 63,000 | 66,000 |
| | | | | | | AR21.208.002 | [3536] Binding Charges | 43,000 | 45,000 | 45,000 | 45,000 |
| | | | | | | AR21.208.004 | [3541] News Paper , Periodicals | 27,500 | 30,000 | 30,000 | 30,000 |
| | | | | | | | AP21.208 TOTAL | 1,36,500 | 1,41,000 | 1,38,000 | 1,41,000 |

| RECEIPTS | | | | | | EXPENDITURE | | | | | |
|----------|-------------------|---|------------------------------------|---|------------------------------------|--------------|---|---|------------------------------------|---|------------------------------------|
| ALIAS | PARTICULARS | Unaudited Figures For Year 2016 - 2017 | Budget Estimates 2017 - 2018 | Revised Budget Estimates 2017 - 2018 | Budget Estimates 2018 - 2019 | ALIAS | PARTICULARS | Unaudited Figures For Year 2016 - 2017 | Budget Estimates 2017 - 2018 | Revised Budget Estimates 2017 - 2018 | Budget Estimates 2018 - 2019 |
| | | | | | | AP21.209 | Students' Welfare , Sports & Cultural Activivties Expenses | | | | |
| | | | | | | AP21.209.003 | [3552] Ashwmedh Expenses | 36,690 | 36,700 | 34,400 | |
| | | | | | | AP21.209.006 | [3555] Purchase Of Sports Material & Sport Expenses | 1,40,000 | 1,44,000 | 95,000 | 1,00,000 |
| | | | | | | AP21.209.009 | [3558] Medical Check Up Expenses | 50,300 | 50,000 | 50,000 | 48,000 |
| | | | | | | AP21.209.013 | [3562] Workshops & Seminars Expenses | 1,25,000 | 1,25,000 | 1,25,000 | 1,25,000 |
| | | | | | | | AP21.209 TOTAL | 3,51,990 | 3,55,700 | 3,04,400 | 2,73,000 |
| | AR21 TOTAL | 1,00,99,120 | 1,06,45,100 | 1,09,01,500 | 1,22,11,400 | | AP21 TOTAL | 22,42,270 | 23,33,100 | 24,68,100 | 21,07,700 |
| | | | | | | AP22 | Administrative & General Expenses | | | | |
| | | | | | | AP22.201 | Administrative Expenses | | | | |
| | | | | | | AP22.201.001 | [3601] Advertisement And Publicity | 45,000 | 75,000 | 30,000 | 50,000 |
| | | | | | | AP22.201.002 | [3602] Printing | 4,93,000 | 4,97,000 | 4,97,000 | 4,97,000 |
| | | | | | | AP22.201.003 | [3603] Stationery | 4,00,000 | 4,40,000 | 4,50,000 | 5,05,000 |
| | | | | | | AP22.201.004 | [3604] Paper For Printing | 1,00,000 | 1,00,000 | 23,500 | 2,00,000 |
| | | | | | | AP22.201.005 | [3605] Xeroxing Charges | 77,000 | 80,000 | 80,000 | 80,000 |
| | | | | | | AP22.201.006 | [3606] Electricity And Power | 4,77,000 | 4,77,000 | 5,14,000 | 5,40,000 |
| | | | | | | AP22.201.007 | [3607] Telephone And Internet Charges | 91,000 | 93,000 | 93,000 | 93,000 |
| | | | | | | AP22.201.008 | [3608] Postage , Telegram & Courier Charges | 21,000 | 21,000 | 21,000 | 21,000 |
| | | | | | | AP22.201.009 | [3609] Legal Charges | 55,600 | 55,000 | 30,000 | 30,000 |
| | | | | | | AP22.201.011 | [3611] Meeting Expenses | 74,000 | 75,000 | 80,000 | 90,000 |
| | | | | | | AP22.201.013 | [3613] Contingency Expenses | 1,50,000 | 1,00,000 | 25,000 | 50,000 |
| | | | | | | AP22.201.015 | [3615] Uniform To Peons | 42,000 | | | 45,000 |
| | | | | | | AP22.201.016 | [3616] Sanitary Materials | 78,000 | 80,000 | 80,000 | 80,000 |
| | | | | | | AP22.201.018 | [3618] Staff Welfare Expenses | 1,98,000 | 1,90,000 | 1,90,000 | 1,90,000 |
| | | | | | | AP22.201.021 | [3621] Pest Control | 16,500 | 17,000 | 31,000 | 50,000 |
| | | | | | | AP22.201.022 | [3622] Bank Charges | 11,000 | 11,000 | 5,000 | 7,000 |
| | | | | | | AP22.201.023 | [3623] Miscellaneous Expenses | 1,53,800 | 1,55,000 | 1,10,000 | 1,25,000 |
| | | | | | | AP22.201.024 | [3624] Statutory Audit Charges | 2,67,200 | 2,94,000 | 3,76,000 | 4,00,000 |
| | | | | | | AP22.201.025 | [3625] Internal Audit Charges | 41,400 | 45,000 | 53,800 | 69,000 |
| | | | | | | | AP22.201 TOTAL | 27,91,500 | 28,05,000 | 26,89,300 | 31,22,000 |
| | | | | | | AP22.202 | Travelling And Transportation Expenses | | | | |
| | | | | | | AP22.202.001 | [3645] Ta/Da Expenses Staff | 84,000 | 84,000 | 84,000 | 87,000 |
| | | | | | | AP22.202.004 | [3648] Food Allowance | 1,50,000 | 1,50,000 | 1,50,000 | 1,55,000 |
| | | | | | | | AP22.202 TOTAL | 2,34,000 | 2,34,000 | 2,34,000 | 2,42,000 |
| | | | | | | AP22.203 | Insurance & Taxes | | | | |
| | | | | | | AP22.203.003 | [3657] Property Tax | 6,03,000 | 9,05,000 | 6,03,000 | 7,00,000 |
| | | | | | | | AP22.203 TOTAL | 6,03,000 | 9,05,000 | 6,03,000 | 7,00,000 |
| | | | | | | AP22.204 | Outsource Services | | | | |

| RECEIPTS | | | | | | EXPENDITURE | | | | | |
|--------------|--|--|------------------------------|--------------------------------------|------------------------------|--------------|---|--|------------------------------|--------------------------------------|------------------------------|
| ALIAS | PARTICULARS | Unaudited Figures For Year 2016 - 2017 | Budget Estimates 2017 - 2018 | Revised Budget Estimates 2017 - 2018 | Budget Estimates 2018 - 2019 | ALIAS | PARTICULARS | Unaudited Figures For Year 2016 - 2017 | Budget Estimates 2017 - 2018 | Revised Budget Estimates 2017 - 2018 | Budget Estimates 2018 - 2019 |
| | | | | | | AP22.204.003 | [3667] Gas | 55,000 | 55,000 | 38,000 | 40,000 |
| | | | | | | AP22.204.004 | [3668] Water | | 10,000 | | 10,000 |
| | | | | | | AP22.204.005 | [3669] Scanning & Data Entry Work | 12,000 | 60,000 | 50,000 | 60,000 |
| | | | | | | | AP22.204 TOTAL | 67,000 | 1,25,000 | 88,000 | 1,10,000 |
| | | | | | | AP22.205 | Repairs And Maintenance | | | | |
| | | | | | | AP22.205.001 | [3675] Maintenance Of Office Equipments | 22,500 | 2,00,000 | 2,05,000 | 2,25,000 |
| | | | | | | AP22.205.002 | [3676] Maintenance Of Furniture & Fixture | 10,000 | 2,00,000 | 2,15,000 | 2,00,000 |
| | | | | | | AP22.205.003 | [3677] Maintenance Of Electric Installation | 77,000 | 2,10,000 | 2,80,000 | 2,10,000 |
| | | | | | | AP22.205.004 | [3678] Maintenance Of Hardwares | 4,00,300 | 4,00,000 | 4,00,000 | 4,00,000 |
| | | | | | | AP22.205.006 | [3680] Maintenance Of AC | 39,000 | 40,000 | 37,000 | 42,000 |
| | | | | | | AP22.205.009 | [3683] Network Maintenance | | 2,38,000 | 2,40,000 | 2,38,000 |
| | | | | | | AP22.205.012 | [3686] Maintenance Of Building | 67,000 | 2,19,000 | 3,00,000 | 3,50,000 |
| | | | | | | AP22.205.018 | [3692] Maintenance Of Garden | 33,000 | 55,000 | 55,000 | 55,000 |
| | | | | | | | AP22.205 TOTAL | 6,48,800 | 15,62,000 | 17,32,000 | 17,20,000 |
| | | | | | | | AP22 TOTAL | 43,44,300 | 56,31,000 | 53,46,300 | 58,94,000 |
| AR31 | Salary Grants | | | | | AP31 | Staff Payments & Benefits | | | | |
| AR31.201 | State Government- Salary Grants (Non Teaching /Teaching Staff Under Sps) | | | | | AP31.201 | Aided Salaries (Teaching Staff Approved Under Sps) | | | | |
| AR31.201.001 | [0485] Salary Grant | 6,33,80,500 | 7,43,49,800 | 5,87,37,000 | 6,50,20,000 | AP31.201.001 | [3750] Pay & Allowances | 5,25,48,600 | 6,15,49,000 | 5,04,31,500 | 5,58,75,000 |
| AR31.201.002 | [0486] Arrears Of Salary Grants | | | | | AP31.201.006 | [3755] Leave Travel Concession | | | | |
| AR31.201.003 | [0487] Arrears Of Encashment | | | | | | AP31.201 TOTAL | 5,25,48,600 | 6,15,49,000 | 5,04,31,500 | 5,58,75,000 |
| | AR31.201 TOTAL | 6,33,80,500 | 7,43,49,800 | 5,87,37,000 | 6,50,20,000 | AP31.202 | Aided Non Teaching | | | | |
| AR31.202 | State Government- Other Than Salary Grants (Non Teaching /Teaching Staff Under Sps) | | | | | AP31.202.001 | [3760] Pay & Allowances | 1,08,31,900 | 1,28,00,700 | 93,79,900 | 91,45,000 |
| AR31.202.001 | [0495] State Government | | | | | AP31.202.005 | [3764] Medical Allowances | 10,500 | 9,000 | 3,500 | |
| AR31.202.002 | [0496] Central Government | | | | | AP31.202.006 | [3765] Leave Travel Concession | | | | |
| AR31.202.003 | [0497] Other Institutional Organisations | | | | | | AP31.202 TOTAL | 1,08,42,400 | 1,28,09,700 | 93,83,400 | 91,45,000 |
| AR31.202.004 | [0498] Recovery Of Pay & Allowance | | | | | AP31.204 | Unaided Salaries (Teaching Staff) | | | | |
| | AR31.202 TOTAL | | | | | AP31.204.005 | [3784] Medical Allowances | | | | 4,500 |
| | | | | | | AP31.204.006 | [3785] Visiting Faculty Teaching | 24,19,000 | 18,82,000 | 24,13,000 | 25,00,000 |
| | | | | | | | AP31.204 TOTAL | 24,19,000 | 18,82,000 | 24,13,000 | 25,04,500 |
| | | | | | | AP31.205 | Un Aided Non Teaching | | | | |
| | | | | | | AP31.205.007 | [3806] Overtime | 2,36,300 | 2,66,000 | 2,73,000 | 2,75,000 |
| | | | | | | AP31.205.008 | [3807] Temp. Non Teaching Staff | 9,74,200 | 9,00,000 | 9,26,600 | 9,60,000 |
| | | | | | | | AP31.205 TOTAL | 12,10,500 | 11,66,000 | 11,99,600 | 12,35,000 |

| RECEIPTS | | | | | | EXPENDITURE | | | | | |
|--------------|--|--|------------------------------|--------------------------------------|------------------------------|--------------|---|--|------------------------------|--------------------------------------|------------------------------|
| ALIAS | PARTICULARS | Unaudited Figures For Year 2016 - 2017 | Budget Estimates 2017 - 2018 | Revised Budget Estimates 2017 - 2018 | Budget Estimates 2018 - 2019 | ALIAS | PARTICULARS | Unaudited Figures For Year 2016 - 2017 | Budget Estimates 2017 - 2018 | Revised Budget Estimates 2017 - 2018 | Budget Estimates 2018 - 2019 |
| | AR31 TOTAL | 6,33,80,500 | 7,43,49,800 | 5,87,37,000 | 6,50,20,000 | | AP31 TOTAL | 6,70,20,500 | 7,74,06,700 | 6,34,27,500 | 6,87,59,500 |
| AR32 | Other Income | | | | | | | | | | |
| AR32.202 | Interest On Saving Accounts | | | | | | | | | | |
| AR32.202.001 | [0520] Interest On Saving Bank Account | 2,28,000 | 2,00,000 | 2,50,000 | 2,00,000 | | | | | | |
| | AR32.202 TOTAL | 2,28,000 | 2,00,000 | 2,50,000 | 2,00,000 | | | | | | |
| AR32.208 | Miscellaneous Receipts | | | | | | | | | | |
| AR32.208.042 | [0601] Miscellaneous Receipt | 6,88,900 | 6,00,000 | 6,00,000 | 6,00,000 | | | | | | |
| | AR32.208 TOTAL | 6,88,900 | 6,00,000 | 6,00,000 | 6,00,000 | | | | | | |
| | AR32 TOTAL | 9,16,900 | 8,00,000 | 8,50,000 | 8,00,000 | | | | | | |
| AR33 | Income From Investments | | | | | | | | | | |
| AR33.201 | Investments From Earmarked/Endowment Fund | | | | | | | | | | |
| AR33.201.007 | [0617] Interest On Term Deposits With Bank | 13,09,300 | 15,00,000 | 20,00,000 | 20,00,000 | | | | | | |
| | AR33.201 TOTAL | 13,09,300 | 15,00,000 | 20,00,000 | 20,00,000 | | | | | | |
| | AR33 TOTAL | 13,09,300 | 15,00,000 | 20,00,000 | 20,00,000 | | | | | | |
| AR34 | Sale Of Publications | | | | | | | | | | |
| AR34.202 | Sale Of Syllabus | | | | | | | | | | |
| AR34.202.001 | [0640] Sale Of Syllabus | 82,890 | 70,000 | 68,400 | 70,000 | | | | | | |
| | AR34.202 TOTAL | 82,890 | 70,000 | 68,400 | 70,000 | | | | | | |
| AR34.203 | Sale Of Prospectus & Admission Forms | | | | | | | | | | |
| AR34.203.001 | [0645] Sale Of Prospectus & Admission Forms | 1,84,260 | 1,50,000 | 42,000 | 42,000 | | | | | | |
| | AR34.203 TOTAL | 1,84,260 | 1,50,000 | 42,000 | 42,000 | | | | | | |
| | AR34 TOTAL | 2,67,150 | 2,20,000 | 1,10,400 | 1,12,000 | | | | | | |
| | Sector A TOTAL | 7,62,23,470 | 8,77,65,400 | 7,28,79,400 | 8,04,78,400 | | Sector A TOTAL | 7,39,83,070 | 8,57,90,800 | 7,16,56,900 | 7,72,14,200 |
| Sector B | Agency Budget | | | | | Sector B | Agency Budget | | | | |
| BR04 | Grant-In-Aid Other Agencies- Research | | | | | BP04 | Grant-In-Aid Other Agencies- Research | | | | |
| | | | | | | BP04.122 | ABC International Project Expenses | | | | |
| | | | | | | BP04.122.023 | [8289] ABC International Project Expenses | | | 80,75,500 | 80,75,500 |
| | | | | | | | BP04.122 TOTAL | | | 80,75,500 | 80,75,500 |
| BR04.178 | ABC International Project Receipt | | | | | | | | | | |
| BR04.178.001 | [8266] ABC International Project Receipt | | | 80,75,500 | 80,75,500 | | | | | | |
| | BR04.178 TOTAL | | | 80,75,500 | 80,75,500 | | | | | | |
| | BR04 TOTAL | | | 80,75,500 | 80,75,500 | | BP04 TOTAL | | | 80,75,500 | 80,75,500 |
| | | | | | | BP12 | Grant In Aid U G C - XIII Plan - Capital | | | | |

| RECEIPTS | | | | | | EXPENDITURE | | | | | |
|--------------|---|--|------------------------------|--------------------------------------|------------------------------|--------------|---|--|------------------------------|--------------------------------------|------------------------------|
| ALIAS | PARTICULARS | Unaudited Figures For Year 2016 - 2017 | Budget Estimates 2017 - 2018 | Revised Budget Estimates 2017 - 2018 | Budget Estimates 2018 - 2019 | ALIAS | PARTICULARS | Unaudited Figures For Year 2016 - 2017 | Budget Estimates 2017 - 2018 | Revised Budget Estimates 2017 - 2018 | Budget Estimates 2018 - 2019 |
| | | | | | | BP12.101 | UGC - XIII Plan - Capital | | | | |
| | | | | | | BP12.101.001 | [7899] XIII PLAN -CAPITAL | | | | |
| | | | | | | | BP12.101 TOTAL | | | | |
| | | | | | | | BP12 TOTAL | | | | |
| BR51 | UGC Autonomous College Scheme | | | | | BP51 | UGC Autonomous College Scheme | | | | |
| BR51.201 | UGC Autonomous College | | | | | BP51.201 | UGC Autonomous College | | | | |
| BR51.201.001 | [7911] UGC Autonomous College | 9,00,000 | 9,00,000 | 9,00,000 | 9,00,000 | BP51.201.001 | [7918] UGC Autonomous College SCHEME | 9,00,000 | 9,00,000 | 9,00,000 | 9,00,000 |
| | BR51.201 TOTAL | 9,00,000 | 9,00,000 | 9,00,000 | 9,00,000 | | BP51.201 TOTAL | 9,00,000 | 9,00,000 | 9,00,000 | 9,00,000 |
| | BR51 TOTAL | 9,00,000 | 9,00,000 | 9,00,000 | 9,00,000 | | BP51 TOTAL | 9,00,000 | 9,00,000 | 9,00,000 | 9,00,000 |
| BR52 | UGC CPE / CE SCHEME | | | | | BP52 | UGC CPE / CE SCHEME | | | | |
| BR52.201 | UGC CPE / CE SCHEME | | | | | BP52.201 | UGC CPE / CE SCHEME | | | | |
| BR52.201.001 | [7912] UGC CPE / CE SCHEME (Non Recurring) | 90,00,000 | 18,00,000 | 90,00,000 | 33,00,000 | BP52.201.001 | [7919] UGC CPE / CE SCHEME (NON - RECURRING) | 90,00,000 | 18,00,000 | 90,00,000 | 33,00,000 |
| BR52.201.002 | [7913] UGC CPE / CE SCHEME (Recurring) | 12,00,000 | 12,00,000 | 12,00,000 | 12,00,000 | BP52.201.002 | [7920] UGC CPE / CE SCHEME(RECURRING) | 12,00,000 | 12,00,000 | 12,00,000 | 12,00,000 |
| | BR52.201 TOTAL | 1,02,00,000 | 30,00,000 | 1,02,00,000 | 45,00,000 | | BP52.201 TOTAL | 1,02,00,000 | 30,00,000 | 1,02,00,000 | 45,00,000 |
| | BR52 TOTAL | 1,02,00,000 | 30,00,000 | 1,02,00,000 | 45,00,000 | | BP52 TOTAL | 1,02,00,000 | 30,00,000 | 1,02,00,000 | 45,00,000 |
| | Sector B TOTAL | 1,11,00,000 | 39,00,000 | 1,91,75,500 | 1,34,75,500 | | Sector B TOTAL | 1,11,00,000 | 39,00,000 | 1,91,75,500 | 1,34,75,500 |
| Sector C | Earmarked And Special Funds Budget | | | | | Sector C | Earmarked And Special Funds Budget | | | | |
| CR01 | Corpus Fund | | | | | CP01 | Corpus Fund | | | | |
| CR01.209 | [1615] Interest On Deposits | 26,600 | 26,600 | 17,000 | 17,000 | CP01.203 | Operational Expenditure | | | | |
| | | | | | | CP01.203.009 | [4999] Freeship Expenses / Merits Scholarship | 26,600 | 26,600 | 17,000 | 17,000 |
| | CR01 TOTAL | 26,600 | 26,600 | 17,000 | 17,000 | | CP01.203 TOTAL | 26,600 | 26,600 | 17,000 | 17,000 |
| | Sector C TOTAL | 26,600 | 26,600 | 17,000 | 17,000 | | CP01 TOTAL | 26,600 | 26,600 | 17,000 | 17,000 |
| | Sector C TOTAL | 26,600 | 26,600 | 17,000 | 17,000 | | Sector C TOTAL | 26,600 | 26,600 | 17,000 | 17,000 |
| Sector D | Deposits And Advances Budget | | | | | Sector D | Deposits And Advances Budget | | | | |
| DR01 | Students Related Deposits | | | | | DP01 | Students Related Deposits | | | | |
| DR01.301 | Library Deposit | | | | | DP01.301 | Library Deposit | | | | |
| DR01.301.001 | [2105] Receipts Of Deposit | 4,31,500 | 4,31,500 | 4,16,000 | 4,26,000 | DP01.301.001 | [5291] Refund Of Deposit | 4,31,500 | 4,31,500 | 4,16,000 | 4,26,000 |
| | DR01.301 TOTAL | 4,31,500 | 4,31,500 | 4,16,000 | 4,26,000 | | DP01.301 TOTAL | 4,31,500 | 4,31,500 | 4,16,000 | 4,26,000 |
| DR01.302 | Laboratory Deposit | | | | | DP01.302 | Laboratory Deposit | | | | |
| DR01.302.001 | [2110] Receipts Of Deposit | 1,27,900 | 1,27,900 | 1,12,000 | 1,14,000 | DP01.302.001 | [5295] Refund Of Deposit | 1,27,900 | 1,27,900 | 1,12,000 | 1,14,000 |
| | DR01.302 TOTAL | 1,27,900 | 1,27,900 | 1,12,000 | 1,14,000 | | DP01.302 TOTAL | 1,27,900 | 1,27,900 | 1,12,000 | 1,14,000 |

| RECEIPTS | | | | | | EXPENDITURE | | | | | |
|--------------|--------------------------------------|---|------------------------------------|---|------------------------------------|--------------|-------------------------------|---|------------------------------------|---|------------------------------------|
| ALIAS | PARTICULARS | Unaudited Figures For Year 2016 - 2017 | Budget Estimates 2017 - 2018 | Revised Budget Estimates 2017 - 2018 | Budget Estimates 2018 - 2019 | ALIAS | PARTICULARS | Unaudited Figures For Year 2016 - 2017 | Budget Estimates 2017 - 2018 | Revised Budget Estimates 2017 - 2018 | Budget Estimates 2018 - 2019 |
| DR01.306 | Caution Maoney Deposit | | | | | DP01.306 | Caution Maoney Deposit | | | | |
| DR01.306.001 | [2171] Caution Money Deposit(refund) | 25,300 | 25,300 | 25,000 | 26,000 | DP01.306.001 | [5315] Refund Of Deposit | 25,300 | 25,300 | 25,000 | 26,000 |
| | DR01.306 TOTAL | 25,300 | 25,300 | 25,000 | 26,000 | | DP01.306 TOTAL | 25,300 | 25,300 | 25,000 | 26,000 |
| | DR01 TOTAL | 5,84,700 | 5,84,700 | 5,53,000 | 5,66,000 | | DP01 TOTAL | 5,84,700 | 5,84,700 | 5,53,000 | 5,66,000 |
| | Sector D TOTAL | 5,84,700 | 5,84,700 | 5,53,000 | 5,66,000 | | Sector D TOTAL | 5,84,700 | 5,84,700 | 5,53,000 | 5,66,000 |
| | 0009 Aided Total | 8,79,34,770 | 9,22,76,700 | 9,26,24,900 | 9,45,36,900 | | 0009 Aided Total | 8,56,94,370 | 9,03,02,100 | 9,14,02,400 | 9,12,72,700 |



0010 - Premilila Vithaldas Polytechnic, Santacruz, Mumbai (Aided)

(Old Aided Code : 1239)

| RECEIPTS | | | | | | EXPENDITURE | | | | | |
|----------|---|---|------------------------------------|---|------------------------------------|--------------|---|---|------------------------------------|---|------------------------------------|
| ALIAS | PARTICULARS | Unaudited Figures For Year 2016 - 2017 | Budget Estimates 2017 - 2018 | Revised Budget Estimates 2017 - 2018 | Budget Estimates 2018 - 2019 | ALIAS | PARTICULARS | Unaudited Figures For Year 2016 - 2017 | Budget Estimates 2017 - 2018 | Revised Budget Estimates 2017 - 2018 | Budget Estimates 2018 - 2019 |
| Sector A | Capital And Revenue Receipt / Expenditure Budget | | | | | Sector A | Capital And Revenue Receipt / Expenditure Budget | | | | |
| | | | | | | AP01 | Land & Building | | | | |
| | | | | | | AP01.102 | Major Repairs & Renovation | | | | |
| | | | | | | AP01.102.004 | [3014] Window Grill | 18,500 | 60,000 | 15,000 | 15,000 |
| | | | | | | | AP01.102 TOTAL | 18,500 | 60,000 | 15,000 | 15,000 |
| | | | | | | AP01.103 | Building Renovation - Civil Work | | | | |
| | | | | | | AP01.103.006 | [3030] Building Renovation - Civil Work | | 5,00,000 | 20,000 | 2,00,000 |
| | | | | | | | AP01.103 TOTAL | | 5,00,000 | 20,000 | 2,00,000 |
| | | | | | | | AP01 TOTAL | 18,500 | 5,60,000 | 35,000 | 2,15,000 |
| | | | | | | AP03 | Furniture & Fixtures | | | | |
| | | | | | | AP03.101 | Purchase Of Furniture & Fixtures | | | | |
| | | | | | | AP03.101.001 | [3065] Purchase Of Furniture | | 1,00,000 | 1,25,000 | 1,00,000 |
| | | | | | | AP03.101.002 | [3056] Purchase Of Chairs & Boards | 89,300 | 70,000 | 25,000 | 75,000 |
| | | | | | | AP03.101.003 | [3057] Purchase Of Tables | 5,100 | 35,000 | 25,000 | 25,000 |
| | | | | | | | AP03.101 TOTAL | 94,400 | 2,05,000 | 1,75,000 | 2,00,000 |
| | | | | | | | AP03 TOTAL | 94,400 | 2,05,000 | 1,75,000 | 2,00,000 |
| | | | | | | AP04 | Equipments | | | | |
| | | | | | | AP04.101 | Purchase Of Equipments | | | | |
| | | | | | | AP04.101.003 | [3087] Purchase Of Equipment | 5,800 | 5,00,000 | 73,500 | 2,00,000 |
| | | | | | | AP04.101.020 | [3104] Purchase Of Lab Equipments | | 2,50,000 | 1,00,000 | 2,00,000 |
| | | | | | | | AP04.101 TOTAL | 5,800 | 7,50,000 | 1,73,500 | 4,00,000 |
| | | | | | | | AP04 TOTAL | 5,800 | 7,50,000 | 1,73,500 | 4,00,000 |
| | | | | | | AP05 | Electrical Installation Work | | | | |
| | | | | | | AP05.101 | New Electrical Installation | | | | |
| | | | | | | AP05.101.001 | [3125] Lab Equipments | 16,200 | 35,000 | 25,000 | 35,000 |
| | | | | | | | AP05.101 TOTAL | 16,200 | 35,000 | 25,000 | 35,000 |
| | | | | | | AP05.102 | Major Repairs To Electrical Installation | | | | |
| | | | | | | AP05.102.002 | [3132] Major Repairs To Electrical Installation | 2,400 | 1,00,000 | 25,000 | 50,000 |
| | | | | | | | AP05.102 TOTAL | 2,400 | 1,00,000 | 25,000 | 50,000 |
| | | | | | | | AP05 TOTAL | 18,600 | 1,35,000 | 50,000 | 85,000 |
| | | | | | | AP08 | Software & Development | | | | |
| | | | | | | AP08.101 | Purchase Of Software | | | | |

| RECEIPTS | | | | | | EXPENDITURE | | | | | |
|--------------|---|---|------------------------------------|---|------------------------------------|--------------|--|---|------------------------------------|---|------------------------------------|
| ALIAS | PARTICULARS | Unaudited Figures For Year 2016 - 2017 | Budget Estimates 2017 - 2018 | Revised Budget Estimates 2017 - 2018 | Budget Estimates 2018 - 2019 | ALIAS | PARTICULARS | Unaudited Figures For Year 2016 - 2017 | Budget Estimates 2017 - 2018 | Revised Budget Estimates 2017 - 2018 | Budget Estimates 2018 - 2019 |
| | | | | | | AP08.101.005 | [3174] Purchase Of Software | 1,03,500 | 4,00,000 | 1,00,000 | 2,50,000 |
| | | | | | | | AP08.101 TOTAL | 1,03,500 | 4,00,000 | 1,00,000 | 2,50,000 |
| | | | | | | AP08.102 | Software Development | | | | |
| | | | | | | AP08.102.001 | [3185] Software Development (AP08.102) | | 1,50,000 | 25,000 | 75,000 |
| | | | | | | | AP08.102 TOTAL | | 1,50,000 | 25,000 | 75,000 |
| | | | | | | | AP08 TOTAL | 1,03,500 | 5,50,000 | 1,25,000 | 3,25,000 |
| | | | | | | AP09 | Hardware & Peripherals | | | | |
| | | | | | | AP09.101 | Development Exp. | | | | |
| | | | | | | AP09.101.001 | [3200] Purchase Of Computer | 1,00,000 | 3,00,000 | | 2,00,000 |
| | | | | | | AP09.101.002 | [3201] Purchase Of Hardware | 92,800 | 5,00,000 | 1,00,000 | 1,50,000 |
| | | | | | | | AP09.101 TOTAL | 1,92,800 | 8,00,000 | 1,00,000 | 3,50,000 |
| | | | | | | AP09.102 | Major Upgradation To Hardware | | | | |
| | | | | | | AP09.102.001 | [3211] Computer | | | | |
| | | | | | | | AP09.102 TOTAL | | | | |
| | | | | | | | AP09 TOTAL | 1,92,800 | 8,00,000 | 1,00,000 | 3,50,000 |
| AR10 | Other Development Receipts | | | | | | | | | | |
| AR10.101 | Development Fees | | | | | | | | | | |
| AR10.101.001 | [0111] Development Fees From Student - Institute Share | 11,09,750 | 12,10,000 | 8,32,890 | 11,61,750 | | | | | | |
| | [0112] Development Fees From Student-University Share | 97,750 | 1,08,000 | 97,000 | 1,03,750 | | | | | | |
| | [0113] Development Fee | 12,07,500 | 13,18,000 | 9,29,890 | 12,65,500 | | | | | | |
| | AR10.101 TOTAL | 11,09,750 | 12,10,000 | 8,32,890 | 11,61,750 | | | | | | |
| AR10.102 | Available Unspent Balance Uptill Previous Year | | | | | | | | | | |
| AR10.102.001 | [0120] Available Unspent Balance | | | 11,10,000 | 6,50,000 | | | | | | |
| | AR10.102 TOTAL | | | 11,10,000 | 6,50,000 | | | | | | |
| | AR10 TOTAL | 11,09,750 | 12,10,000 | 19,42,890 | 18,11,750 | | | | | | |
| AR11 | Transfer From Endowment & Special Fund (Capital) | | | | | | | | | | |
| AR11.110 | Depreciation Fund | | | | | | | | | | |
| AR11.110.001 | [0170] Transfer From | | 18,00,000 | | | | | | | | |
| | AR11.110 TOTAL | | 18,00,000 | | | | | | | | |
| | AR11 TOTAL | | 18,00,000 | | | | | | | | |
| AR21 | Fees From Students & Colleges | | | | | AP21 | Academic & Activity Expenses | | | | |
| | | | | | | AP21.201 | Academic Expenses | | | | |
| | | | | | | AP21.201.001 | [3325] Admission Expenses | 2,91,200 | 40,000 | 4,64,600 | 4,50,000 |

| RECEIPTS | | | | | | EXPENDITURE | | | | | |
|--------------|--|--|------------------------------|--------------------------------------|------------------------------|--------------|--|--|------------------------------|--------------------------------------|------------------------------|
| ALIAS | PARTICULARS | Unaudited Figures For Year 2016 - 2017 | Budget Estimates 2017 - 2018 | Revised Budget Estimates 2017 - 2018 | Budget Estimates 2018 - 2019 | ALIAS | PARTICULARS | Unaudited Figures For Year 2016 - 2017 | Budget Estimates 2017 - 2018 | Revised Budget Estimates 2017 - 2018 | Budget Estimates 2018 - 2019 |
| | | | | | | AP21.201.005 | [3329] Laboratory Expenses | | 75,000 | | |
| | | | | | | AP21.201.011 | [3335] Prospectus Expenses | | 35,000 | | 35,000 |
| | | | | | | AP21.201.012 | [3336] Forms Expenses | | | | 1,000 |
| | | | | | | AP21.201.013 | [3337] Syllabus Expenses | | 5,000 | 3,000 | 10,000 |
| | | | | | | AP21.201.016 | [3340] Identity Card Expenses | 15,825 | 18,000 | 500 | 18,000 |
| | | | | | | | AP21.201 TOTAL | 3,07,025 | 1,73,000 | 4,68,100 | 5,14,000 |
| AR21.202 | Academic Receipts -Institution | | | | | AP21.202 | Activity Expenses | | | | |
| AR21.202.001 | [0220] Admission Fee | 1,79,900 | 1,98,720 | 1,74,200 | 1,90,900 | AP21.202.002 | [3356] Training Programme For Staff | | 50,000 | | 80,000 |
| AR21.202.002 | [0221] Tution Fee | 44,88,000 | 51,84,000 | 36,55,800 | 48,30,000 | AP21.202.003 | [3357] Computer Training Expenses | | 40,000 | 5,000 | 5,000 |
| AR21.202.003 | [0222] Computer Training Fee | 1,95,500 | 2,16,000 | 1,92,900 | 2,49,000 | AP21.202.006 | [3360] Computer Lab Expenses | 16,700 | 40,000 | 5,000 | 10,000 |
| AR21.202.004 | [0223] Identity Card Fee | 28,900 | 30,240 | 27,300 | 29,100 | AP21.202.012 | [3366] Field Visit Expenses | | 5,000 | | 5,000 |
| | [0224] Diary Fee - Gross | 23,460 | 43,200 | 250 | | AP21.202.018 | [3372] Transcript Charge Expenses | | 5,000 | 500 | 2,000 |
| | [0225] Diary Fee - Less : 100% Transfer To University | 23,460 | 43,200 | 250 | | AP21.202.019 | [3373] Teaching Aid & Accessories Expenses | | 4,000 | 500 | 5,000 |
| AR21.202.005 | [0226] Diary Fee - Net | | | | | AP21.202.020 | [3374] Internship Expenses | 20,200 | 12,000 | 22,000 | 22,000 |
| | [0227] E-Suvidha Fee - Gross | 39,100 | 43,200 | 37,900 | 41,500 | AP21.202.022 | [3376] Instruction Material Expenses | | 3,000 | 1,000 | 2,000 |
| | [0228] E-Suvidha - Less : 100% Transfer To University | 39,100 | 43,200 | 37,900 | 41,500 | AP21.202.023 | [3377] Dissertation Expenses | | | | 3,000 |
| AR21.202.006 | [0229] E-Suvidha - Net | | | | | AP21.202.026 | [3380] Periodic Test Expenses | 9,100 | 50,000 | 15,000 | 40,000 |
| | [0230] Students Welfare Fee - Gross | 58,650 | 64,800 | 56,250 | 62,250 | AP21.202.028 | [3382] Certificates/Diploma Courses Expenses | 2,32,300 | 4,50,000 | 3,60,000 | 4,00,000 |
| | [0231] Students Welfare Fee -Less : Transfer To University | 58,650 | 64,800 | 56,250 | 62,250 | AP21.202.030 | [3384] Binding Charges | 4,100 | 8,000 | 4,000 | 4,000 |
| AR21.202.007 | [0232] Students Welfare Fee - Net | | | | | AP21.202.032 | [3386] Exhibition Expenses | 11,600 | 10,000 | 10,000 | 20,000 |
| | [0233] Medical Fee - Gross | 27,400 | 30,240 | 24,400 | 29,100 | AP21.202.053 | [3406] Chrysalis-2014 | 16,86,300 | 20,00,000 | 18,00,000 | 20,00,000 |
| | [0234] Medical Fee-Less : Transfer To University | 27,400 | 30,240 | 24,400 | 29,100 | AP21.202.054 | [3407] Insites -2013 | 74,100 | 80,000 | 80,000 | 80,000 |
| AR21.202.008 | [0235] Medical Fee - Net | | | | | AP21.202.055 | [3408] Magzine Printing | 73,500 | 85,000 | 40,000 | 45,000 |
| | [0236] Sports Fee - Gross | 78,200 | 86,400 | 65,200 | 83,000 | AP21.202.056 | [3409] Eye Care Expenditure | | | | |
| | [0237] Sports Fee -Less : Transfer To University | 78,200 | 86,400 | 65,200 | 83,000 | AP21.202.113 | [3653] NCC CADET EXPENSES | | | | 37,900 |
| AR21.202.009 | [0238] Sports Fee - Net | | | | | AP21.202.116 | [7744] Academic Workshop | | 3,00,000 | 8,10,200 | 8,00,000 |
| | [0239] Disaster Management Fee - Gross | 7,820 | 8,640 | 7,580 | 8,300 | AP21.202.117 | [7745] Patent Registration | | 60,000 | 10,000 | 10,000 |
| | [0240] Disaster Management Fee -Less : 100% Transfer To University | 7,820 | 8,640 | 7,580 | 8,300 | AP21.202.121 | [8202] ISTE Student Chapter Workshop/ Activities | | | 31,500 | 30,000 |
| AR21.202.010 | [0241] Disaster Management Fee - Net | | | | | | | | | | |
| | [0242] Ashwamedh/ Avishkar/ Indradhanushya Fee - Gross | 23,460 | 25,920 | 22,740 | 24,900 | | | | | | |
| | [0243] Ashwamedh/ Avishkar/ Indradhanushya Fee -Less : 100% Transfer To University | 23,460 | 25,920 | 22,740 | 24,900 | | | | | | |

| RECEIPTS | | | | | | EXPENDITURE | | | | | |
|--------------|--|---|------------------------------------|---|------------------------------------|--------------|--------------------------------------|---|------------------------------------|---|------------------------------------|
| ALIAS | PARTICULARS | Unaudited Figures For Year 2016 - 2017 | Budget Estimates 2017 - 2018 | Revised Budget Estimates 2017 - 2018 | Budget Estimates 2018 - 2019 | ALIAS | PARTICULARS | Unaudited Figures For Year 2016 - 2017 | Budget Estimates 2017 - 2018 | Revised Budget Estimates 2017 - 2018 | Budget Estimates 2018 - 2019 |
| AR21.202.011 | [0244] Ashwamedh/ Avishkar/ Indradhanushya Fee - Net | | | | | | | | | | |
| | [0245] Eligibility Fee -Gross | | | 1,000 | 1,000 | | | | | | |
| | [0246] Eligibility Fee -Less : 100% Transfer To University | | | 1,000 | 1,000 | | | | | | |
| AR21.202.012 | [0247] Eligibility Fee -Net | | | | | | | | | | |
| | [0248] Enrolment Fee - Gross | 23,550 | 72,500 | 66,080 | 72,500 | | | | | | |
| | [0249] Enrolment Fee - Less : 100% Transfer To University | 23,550 | 72,500 | 66,080 | 72,500 | | | | | | |
| AR21.202.013 | [0250] Enrolment Fee - Net | | | | | | | | | | |
| | [0251] Examinations - Gross | 11,05,500 | 7,93,000 | 13,10,100 | 10,94,800 | | | | | | |
| | [0252] Examinations -Less :Transfer To University | 5,06,000 | 2,84,550 | 4,79,500 | 4,33,200 | | | | | | |
| AR21.202.014 | [0253] Examinations Fee- Net | 5,99,575 | 5,08,450 | 8,30,600 | 6,61,600 | | | | | | |
| | [0254] Practical Examination Fees - Gross | | | | | | | | | | |
| | [6300] Practical Examinations Fee-Less : Transfer To University | | | | | | | | | | |
| AR21.202.015 | [6301] Practical Examinations Fee - Net | | 3,39,500 | | | | | | | | |
| | [6302] Other Examination Fee - Gross | | | | | | | | | | |
| AR21.202.016 | [6303] Other Examinations Fee - Net | | | | | | | | | | |
| | [6304] Convocation Fee - Gross | 58,050 | 91,875 | 49,125 | 84,000 | | | | | | |
| | [6305] Convocation Fee -Less : 100% Transfer To University | 58,050 | 91,875 | 48,750 | 84,000 | | | | | | |
| AR21.202.017 | [6306] Convocation Fee - Net | | | | | | | | | | |
| | [6307] Library Fee - Gross | 7,82,000 | 8,64,000 | 6,39,000 | 8,30,000 | | | | | | |
| | [6308] Library Fee -Less : 100% Transfer To University Library | 7,82,000 | 8,64,000 | 6,39,000 | 8,30,000 | | | | | | |
| AR21.202.018 | [6309] Library Fee - Net | | | | | | | | | | |
| AR21.202.037 | [6341] MIS Fees | | 40,000 | 37,850 | 41,500 | | | | | | |
| | AR21.202 TOTAL | 54,91,875 | 65,16,910 | 49,18,650 | 60,02,100 | | AP21.202 TOTAL | 21,27,900 | 32,02,000 | 32,32,600 | 35,63,000 |
| AR21.203 | Activity Fees | | | | | AP21.203 | Examination Expenses | | | | |
| AR21.203.001 | [0260] Gymkhana Fee | 3,35,800 | 4,32,000 | 3,21,500 | 4,15,000 | AP21.203.001 | [3470] Printing | 37,000 | 50,000 | 45,000 | 50,000 |
| AR21.203.002 | [0261] Laboratory Fee | | | 440 | 440 | AP21.203.002 | [3471] Stationery | 21,000 | 40,000 | 40,000 | 40,000 |
| AR21.203.003 | [0262] Laboratory Breakages | 44,500 | 45,000 | 44,800 | 65,000 | AP21.203.003 | [3472] Printing Of Answer Books | 14,300 | 25,000 | 47,000 | 50,000 |
| AR21.203.004 | [0263] Internship Fee | 1,27,500 | 1,34,000 | 1,04,500 | 1,37,000 | AP21.203.004 | [3473] Printing Of Question Papers | 1,100 | 22,000 | 25,000 | 30,000 |
| AR21.203.005 | [0264] Placement Fee | | 25,000 | | 20,000 | AP21.203.006 | [3475] Examination Remuneration | 76,000 | 45,000 | 30,000 | 50,000 |
| AR21.203.009 | [0268] Dissertation Fee | 18,300 | 15,000 | 14,300 | 28,500 | AP21.203.007 | [3476] Marksheet Expenses | 7,900 | 30,000 | 30,000 | 35,000 |
| AR21.203.023 | [0282] Department Activity Fee | 2,40,000 | 5,20,000 | 4,40,000 | 5,40,000 | AP21.203.010 | [3479] Post & Courier Charges | 300 | 1,000 | 1,000 | 1,000 |
| AR21.203.032 | [0291] Certificate Course Fee | 6,80,000 | 8,00,000 | 3,61,200 | 10,00,000 | AP21.203.011 | [3480] Travelling Expenses For Exam. | | 2,000 | 2,000 | 2,000 |
| AR21.203.052 | [0311] Seminar & Workshop Fees | | 3,00,000 | 6,39,300 | 7,00,000 | AP21.203.013 | [3482] Paper Setting | | 3,000 | 3,000 | 3,000 |
| AR21.203.054 | [0313] Internet Fees | 99,600 | 1,29,600 | 97,700 | 1,24,500 | AP21.203.014 | [3483] Evaluation | | 3,000 | 3,000 | 3,000 |

| RECEIPTS | | | | | | EXPENDITURE | | | | | |
|--------------|---|--|------------------------------|--------------------------------------|------------------------------|--------------|--|--|------------------------------|--------------------------------------|------------------------------|
| ALIAS | PARTICULARS | Unaudited Figures For Year 2016 - 2017 | Budget Estimates 2017 - 2018 | Revised Budget Estimates 2017 - 2018 | Budget Estimates 2018 - 2019 | ALIAS | PARTICULARS | Unaudited Figures For Year 2016 - 2017 | Budget Estimates 2017 - 2018 | Revised Budget Estimates 2017 - 2018 | Budget Estimates 2018 - 2019 |
| AR21.203.099 | [0358] Education Tour Fees | | | 16,03,500 | 20,00,000 | AP21.203.015 | [3484] Practical Examination | 20,300 | 40,000 | 40,000 | 45,000 |
| | | | | | | AP21.203.016 | [3485] Vigilance Squad Expenses | | | | |
| | | | | | | AP21.203.017 | [3486] Centre Expenses | | 2,000 | 2,000 | 2,000 |
| | | | | | | AP21.203.018 | [3487] Other Contingent Expenses | 1,000 | 5,000 | 5,000 | 5,000 |
| | AR21.203 TOTAL | 15,45,700 | 24,00,600 | 36,27,240 | 50,30,000 | | AP21.203 TOTAL | 1,78,900 | 2,68,000 | 2,73,000 | 3,16,000 |
| | | | | | | AP21.206 | Seminars & Conferances | | | | |
| | | | | | | AP21.206.001 | [3515] Seminar Publication | | 5,000 | 5,000 | 5,000 |
| | | | | | | AP21.206.003 | [3517] Study Tours | | | 16,03,500 | 20,00,000 |
| | | | | | | | AP21.206 TOTAL | | 5,000 | 16,08,500 | 20,05,000 |
| AR21.207 | Other Fee | | | | | AP21.207 | Materials, Consumables, Stores & Chemicals | | | | |
| AR21.207.002 | [0412] Fine/ Miscellaneous Fee | 20,600 | 30,000 | 44,900 | 30,000 | AP21.207.001 | [3530] Materials | 51,100 | 55,000 | 55,000 | 55,000 |
| AR21.207.003 | [0413] Magazine Fee | 33,200 | 43,200 | 32,100 | 41,500 | AP21.207.002 | [3531] Consumables Expenses | 71,600 | 1,50,000 | 1,50,000 | 1,50,000 |
| AR21.207.009 | [0419] Transcript Charge (Income) | 11,600 | 5,000 | 15,000 | 15,000 | AP21.207.003 | [3532] Chemical & Glassware Expenses | 64,700 | 3,00,000 | 3,00,000 | 3,00,000 |
| AR21.207.014 | [0424] Other Fees / Other Income | 7,600 | 40,000 | 56,400 | 15,000 | AP21.207.004 | [3533] Small Stores Items | | 35,000 | 35,000 | 40,000 |
| AR21.207.022 | [8221] ISTE Student Chapter Membership Fees | | | 44,000 | 40,000 | | AP21.207 TOTAL | 1,87,400 | 5,40,000 | 5,40,000 | 5,45,000 |
| | AR21.207 TOTAL | 73,000 | 1,18,200 | 1,92,400 | 1,41,500 | AP21.208 | Library Expenses | | | | |
| | | | | | | AP21.208.002 | [3536] Binding Charges | | 1,000 | 500 | 1,000 |
| | | | | | | AP21.208.003 | [3537] Library Expenses | 27,100 | 27,600 | 27,600 | 27,600 |
| | | | | | | | AP21.208 TOTAL | 27,100 | 28,600 | 28,100 | 28,600 |
| AR21.209 | Other Projects Receipts | | | | | AP21.209 | Students' Welfare , Sports & Cultural Activities Expenses | | | | |
| AR21.209.002 | [0446] Consultancy Charges | | 1,00,000 | 19,840 | 50,000 | AP21.209.001 | [3550] Annual Social /Cultural | 1,48,100 | 1,60,000 | 2,43,000 | 1,60,000 |
| | | | | | | AP21.209.002 | [3551] Function & Festival | 63,200 | 18,000 | 40,000 | 60,000 |
| | | | | | | AP21.209.003 | [3552] Ashwmedh Expenses | | | | |
| | | | | | | AP21.209.004 | [3553] Avishkar Expenses | | | | |
| | | | | | | AP21.209.005 | [3554] Indradhanushya Expenses | | | | |
| | | | | | | AP21.209.006 | [3555] Purchase Of Sports Material & Sport Expenses | 3,300 | 85,000 | 32,000 | 25,000 |
| | | | | | | AP21.209.007 | [3556] Co-Curriculum Activity Expenses | | 14,000 | 10,000 | 10,000 |
| | | | | | | AP21.209.008 | [3557] Annual Sports Felicitation Programme | 2,800 | 10,000 | 10,000 | 10,000 |
| | | | | | | AP21.209.009 | [3558] Medical Check Up Expenses | | 5,000 | 5,000 | 5,000 |
| | | | | | | AP21.209.010 | [3559] Inter Collegiate Competition Expenses/Tejaswini | 5,000 | 5,000 | 5,000 | 5,000 |
| | | | | | | AP21.209.011 | [3560] State Level Competition Expense | | 5,000 | 5,000 | 5,000 |
| | | | | | | AP21.209.013 | [3562] Workshops & Seminars Expenses | 17,400 | 20,000 | 20,000 | 20,000 |
| | | | | | | AP21.209.014 | [3563] Prize Distribution Function Expenses | | 8,000 | 8,000 | 10,000 |
| | | | | | | AP21.209.015 | [3564] Other Cultural Activities | 3,000 | 10,000 | 10,000 | 10,000 |

| RECEIPTS | | | | | | EXPENDITURE | | | | | |
|----------|-----------------------|---|------------------------------------|---|------------------------------------|--------------|--|---|------------------------------------|---|------------------------------------|
| ALIAS | PARTICULARS | Unaudited Figures For Year 2016 - 2017 | Budget Estimates 2017 - 2018 | Revised Budget Estimates 2017 - 2018 | Budget Estimates 2018 - 2019 | ALIAS | PARTICULARS | Unaudited Figures For Year 2016 - 2017 | Budget Estimates 2017 - 2018 | Revised Budget Estimates 2017 - 2018 | Budget Estimates 2018 - 2019 |
| | | | | | | AP21.209.016 | [3565] Other Sports Activities | 1,800 | 3,000 | 3,000 | 3,000 |
| | | | | | | AP21.209.017 | [3566] Students Council Expenses | 16,800 | 25,000 | 25,000 | 25,000 |
| | AR21.209 TOTAL | | 1,00,000 | 19,840 | 50,000 | | AP21.209 TOTAL | 2,61,400 | 3,68,000 | 4,16,000 | 3,48,000 |
| | AR21 TOTAL | 71,10,575 | 91,35,710 | 87,58,130 | 1,12,23,600 | | AP21 TOTAL | 30,89,725 | 45,84,600 | 65,66,300 | 73,19,600 |
| | | | | | | AP22 | Administrative & General Expenses | | | | |
| | | | | | | AP22.201 | Administrative Expenses | | | | |
| | | | | | | AP22.201.001 | [3601] Advertisement And Publicity | 23,300 | 1,55,000 | 96,000 | 1,60,000 |
| | | | | | | AP22.201.002 | [3602] Printing | 8,600 | 90,000 | 80,000 | 90,000 |
| | | | | | | AP22.201.003 | [3603] Stationery | 55,400 | 85,000 | 85,000 | 85,000 |
| | | | | | | AP22.201.004 | [3604] Paper For Printing | 17,800 | 30,000 | 30,000 | 30,000 |
| | | | | | | AP22.201.005 | [3605] Xeroxing Charges | 46,000 | 25,000 | 26,000 | 30,000 |
| | | | | | | AP22.201.006 | [3606] Electricity And Power | 1,53,600 | 8,00,000 | 6,50,000 | 7,00,000 |
| | | | | | | AP22.201.007 | [3607] Telephone And Internet Charges | 43,100 | 85,000 | 66,000 | 50,000 |
| | | | | | | AP22.201.008 | [3608] Postage , Telegram & Courier Charges | 2,500 | 6,000 | 4,500 | 5,000 |
| | | | | | | AP22.201.009 | [3609] Legal Charges | 500 | 5,000 | 5,000 | 5,000 |
| | | | | | | AP22.201.010 | [3610] Professional Charges | 11,500 | 20,000 | 15,000 | 20,000 |
| | | | | | | AP22.201.011 | [3611] Meeting Expenses | 8,500 | 25,000 | 25,000 | 25,000 |
| | | | | | | AP22.201.012 | [3612] Membership / Subscription Expenses | | 5,000 | 5,000 | 5,000 |
| | | | | | | AP22.201.013 | [3613] Contingency Expenses | 6,800 | 20,000 | 10,000 | 15,000 |
| | | | | | | AP22.201.014 | [3614] News Paper, Periodicals (Magaziens & Journals) | 900 | 2,000 | 1,000 | 2,000 |
| | | | | | | AP22.201.015 | [3615] Uniform To Peons | 5,400 | 75,000 | 70,000 | 30,000 |
| | | | | | | AP22.201.016 | [3616] Sanitary Materials | 13,500 | 22,000 | 20,000 | 22,000 |
| | | | | | | AP22.201.017 | [3617] Garden Expenditure | 6,800 | 15,000 | 15,000 | 15,000 |
| | | | | | | AP22.201.018 | [3618] Staff Welfare Expenses | | 10,000 | 2,000 | 2,000 |
| | | | | | | AP22.201.019 | [3619] Provident Fund Interest | | | | |
| | | | | | | AP22.201.020 | [3620] Labour Charges | 23,500 | 20,000 | 20,000 | 20,000 |
| | | | | | | AP22.201.021 | [3621] Pest Control | 18,500 | 20,000 | 15,000 | 25,000 |
| | | | | | | AP22.201.022 | [3622] Bank Charges | 6,800 | 7,000 | 7,500 | 7,000 |
| | | | | | | AP22.201.023 | [3623] Miscellaneous Expenses | 19,300 | 20,000 | 20,000 | 22,000 |
| | | | | | | AP22.201.024 | [3624] Statutory Audit Charges | 25,000 | 25,000 | 25,000 | 25,000 |
| | | | | | | AP22.201.025 | [3625] Internal Audit Charges | 25,000 | 20,000 | 25,000 | 25,000 |
| | | | | | | AP22.201.028 | [3628] Outsourcing Account Work | 5,000 | | 5,000 | 5,000 |
| | | | | | | AP22.201.031 | [3631] Nba Fund (Fees Provision) | | 9,00,000 | | 5,00,000 |
| | | | | | | AP22.201.032 | [3632] Traing & Workshop For Nba | | 2,50,000 | | 2,00,000 |
| | | | | | | AP22.201.040 | [3640] Consultancy Charges | 11,300 | 30,000 | 30,000 | 30,000 |
| | | | | | | | AP22.201 TOTAL | 5,38,600 | 27,67,000 | 13,53,000 | 21,50,000 |
| | | | | | | AP22.202 | Travelling And Transportation Expenses | | | | |

| RECEIPTS | | | | | | EXPENDITURE | | | | | |
|----------|-------------|--|------------------------------|--------------------------------------|------------------------------|--------------|---|--|------------------------------|--------------------------------------|------------------------------|
| ALIAS | PARTICULARS | Unaudited Figures For Year 2016 - 2017 | Budget Estimates 2017 - 2018 | Revised Budget Estimates 2017 - 2018 | Budget Estimates 2018 - 2019 | ALIAS | PARTICULARS | Unaudited Figures For Year 2016 - 2017 | Budget Estimates 2017 - 2018 | Revised Budget Estimates 2017 - 2018 | Budget Estimates 2018 - 2019 |
| | | | | | | AP22.202.001 | [3645] Ta/Da Expenses Staff | 79,000 | 80,000 | 90,000 | 90,000 |
| | | | | | | AP22.202.002 | [3646] Ta/Da Expenses Meeting | 17,600 | 25,000 | 25,000 | 30,000 |
| | | | | | | AP22.202.003 | [3647] Vehicle Hire Charges | | 5,000 | | 60,000 |
| | | | | | | AP22.202.004 | [3648] Food Allowance | 10,800 | 20,000 | 1,000 | 30,000 |
| | | | | | | | AP22.202 TOTAL | 1,07,400 | 1,30,000 | 1,16,000 | 2,10,000 |
| | | | | | | AP22.203 | Insurance & Taxes | | | | |
| | | | | | | AP22.203.001 | [3655] Insurance | | | | |
| | | | | | | AP22.203.002 | [3656] Rates And Taxes | | | | |
| | | | | | | AP22.203.003 | [3657] Property Tax | 7,33,900 | 7,50,000 | 7,43,000 | 7,50,000 |
| | | | | | | | AP22.203 TOTAL | 7,33,900 | 7,50,000 | 7,43,000 | 7,50,000 |
| | | | | | | AP22.204 | Outsource Services | | | | |
| | | | | | | AP22.204.001 | [3665] House Keeping Services | | 15,000 | 15,000 | 15,000 |
| | | | | | | AP22.204.003 | [3667] Gas | 23,600 | 60,000 | 25,000 | 40,000 |
| | | | | | | AP22.204.004 | [3668] Water | 20,000 | 35,000 | 25,000 | 30,000 |
| | | | | | | AP22.204.006 | [3670] Other Services | | 15,000 | 15,000 | 15,000 |
| | | | | | | | AP22.204 TOTAL | 43,600 | 1,25,000 | 80,000 | 1,00,000 |
| | | | | | | AP22.205 | Repairs And Maintenance | | | | |
| | | | | | | AP22.205.001 | [3675] Maintenance Of Office Equipments | 20,900 | 30,000 | 30,000 | 30,000 |
| | | | | | | AP22.205.002 | [3676] Maintenance Of Furniture & Fixture | 35,068 | 60,000 | 60,000 | 75,000 |
| | | | | | | AP22.205.003 | [3677] Maintenance Of Electric Installation | 42,003 | 1,00,000 | 50,000 | 75,000 |
| | | | | | | AP22.205.004 | [3678] Maintenance Of Hardwares | 52,660 | 1,25,000 | 1,00,000 | 1,25,000 |
| | | | | | | AP22.205.005 | [3679] Maintenance Of Software | 10,135 | 30,000 | 30,000 | 45,000 |
| | | | | | | AP22.205.006 | [3680] Maintenance Of AC | 7,013 | 30,000 | 25,000 | 40,000 |
| | | | | | | AP22.205.007 | [3681] Maintenance Of Telephone | 5,592 | 5,000 | 5,000 | 5,000 |
| | | | | | | AP22.205.008 | [3682] Maintenance Of Epbax | 7,750 | 8,000 | 8,000 | 8,000 |
| | | | | | | AP22.205.009 | [3683] Network Maintenance | | 10,000 | 10,000 | 15,000 |
| | | | | | | AP22.205.010 | [3684] Antivirus Software | 15,940 | 22,000 | 11,600 | 20,000 |
| | | | | | | AP22.205.011 | [3685] Cleaning Material & Services | | 10,000 | 5,000 | 5,000 |
| | | | | | | AP22.205.012 | [3686] Maintenance Of Building | 44,988 | 10,00,000 | 2,50,000 | 5,00,000 |
| | | | | | | AP22.205.013 | [3687] Maintenance Of Plant & Machinery | 290 | 10,000 | 5,000 | 5,000 |
| | | | | | | AP22.205.014 | [3688] Maintenance Of Water Supply | 5,845 | 15,000 | 8,000 | 8,000 |
| | | | | | | AP22.205.015 | [3689] Maintenance Of Pump Sets | | 10,000 | 3,000 | 8,000 |
| | | | | | | AP22.205.016 | [3690] Maintenance Of Fire Systems | | 20,000 | 15,000 | 40,000 |
| | | | | | | AP22.205.017 | [3691] Maintenance Of Roads | | 5,000 | 5,000 | 5,000 |
| | | | | | | AP22.205.018 | [3692] Maintenance Of Garden | 600 | 5,000 | 5,000 | 8,000 |
| | | | | | | AP22.205.019 | [3693] Maintenance Of Tools & Plants | | 3,000 | | 3,000 |
| | | | | | | AP22.205.026 | [3700] Emergency & Unforeseen Repairs | 17,365 | 1,00,000 | 80,000 | 1,00,000 |
| | | | | | | AP22.205.028 | [3702] Repairs Of Lab Equipment | 16,794 | 50,000 | 50,000 | 50,000 |

| RECEIPTS | | | | | | EXPENDITURE | | | | | |
|--------------|--|---|------------------------------------|---|------------------------------------|--------------|---|---|------------------------------------|---|------------------------------------|
| ALIAS | PARTICULARS | Unaudited Figures For Year 2016 - 2017 | Budget Estimates 2017 - 2018 | Revised Budget Estimates 2017 - 2018 | Budget Estimates 2018 - 2019 | ALIAS | PARTICULARS | Unaudited Figures For Year 2016 - 2017 | Budget Estimates 2017 - 2018 | Revised Budget Estimates 2017 - 2018 | Budget Estimates 2018 - 2019 |
| | | | | | | AP22.205.029 | [3703] Maintenance Of Library | 6,285 | 50,000 | 10,000 | 50,000 |
| | | | | | | AP22.205.030 | [3704] Maintenance Of Computer | | 25,000 | 25,000 | 25,000 |
| | | | | | | | AP22.205 TOTAL | 2,89,228 | 17,23,000 | 7,90,600 | 12,45,000 |
| | | | | | | AP22.206 | Other Expenses | | | | |
| | | | | | | AP22.206.004 | [3713] Hospitality & Sumptuary Expenses | 7,740 | 30,000 | 30,000 | 30,000 |
| | | | | | | AP22.206.005 | [3714] Election Expenses | | | | |
| | | | | | | AP22.206.006 | [3715] Grievance Cell Expenses | | 3,000 | 3,000 | 3,000 |
| | | | | | | AP22.206.008 | [3717] Any Other Contingent Expenses | 2,796 | 5,000 | 5,000 | 5,000 |
| | | | | | | AP22.206.010 | [3719] Pci Affiliation Fee | 50,000 | 50,000 | 50,000 | 50,000 |
| | | | | | | | AP22.206 TOTAL | 60,536 | 88,000 | 88,000 | 88,000 |
| | | | | | | | AP22 TOTAL | 17,73,264 | 55,83,000 | 31,70,600 | 45,43,000 |
| AR31 | Salary Grants | | | | | AP31 | Staff Payments & Benefits | | | | |
| AR31.201 | State Government- Salary Grants (Non Teaching /Teaching Staff Under Sps) | | | | | AP31.201 | Aided Salaries (Teaching Staff Approved Under Sps) | | | | |
| AR31.201.001 | [0485] Salary Grant | 5,80,79,000 | 7,52,00,000 | 6,75,46,000 | 8,00,00,000 | AP31.201.001 | [3750] Pay & Allowances | 3,29,47,400 | 4,80,00,000 | 4,21,12,400 | 4,70,00,000 |
| AR31.201.002 | [0486] Arrears Of Salary Grants | | | | | AP31.201.002 | [3751] Clock Hour Basis / Consolidated | 34,43,400 | 45,00,000 | 61,00,000 | 70,00,000 |
| AR31.201.003 | [0487] Arrears Of Encashment | | | | | AP31.201.003 | [3752] Vacant Posts | | | | |
| AR31.201.004 | [0488] Recovery Of Pay & Allowance | | | | | AP31.201.004 | [3753] Provident Fund | 4,18,065 | | | |
| | | | | | | AP31.201.005 | [3754] Medical Allowances | 84,600 | 1,00,000 | 1,00,000 | 1,00,000 |
| | | | | | | AP31.201.006 | [3755] Leave Travel Concession | 1,04,500 | 45,000 | 45,000 | 55,000 |
| | | | | | | AP31.201.007 | [3756] Sr./Si.Garade Arrers | | 20,00,000 | 20,00,000 | 25,00,000 |
| | | | | | | | AP31.201 TOTAL | 3,69,97,965 | 5,46,45,000 | 5,03,57,400 | 5,66,55,000 |
| AR31.202 | State Government- Other Than Salary Grants (Non Teaching /Teaching Staff Under Sps) | | | | | AP31.202 | Aided Non Teaching | | | | |
| AR31.202.001 | [0495] State Government | 2,50,000 | 2,50,000 | 2,50,000 | 2,50,000 | AP31.202.001 | [3760] Pay & Allowances | 2,20,25,300 | 2,10,00,000 | 2,16,62,000 | 2,75,00,000 |
| AR31.202.005 | [0499] Recovery Of World Bank Loan | 2,30,000 | 2,30,000 | 2,30,000 | 2,30,000 | AP31.202.002 | [3761] Clock Hour Basis / Consolidated | 13,27,700 | 16,50,000 | 14,75,000 | 18,50,000 |
| AR31.202.006 | [0500] Pci Affiliation Fee | 50,000 | 50,000 | 50,000 | 50,000 | AP31.202.005 | [3764] Medical Allowances | 30,043 | 1,00,000 | 1,00,000 | 1,00,000 |
| AR31.202.007 | [0501] Leave Travel Concession | 1,07,000 | 50,000 | 89,500 | 1,20,000 | AP31.202.006 | [3765] Leave Travel Concession | 2,500 | 45,000 | 44,500 | 65,000 |
| AR31.202.009 | [0503] Encashment Of Leave | 22,81,400 | 12,00,000 | 3,32,300 | 8,50,000 | | | | | | |
| AR31.202.011 | [0505] Modrobs- Elect. | | | | | | | | | | |
| | | | | | | | AP31.202 TOTAL | 2,33,85,543 | 2,27,95,000 | 2,32,81,500 | 2,95,15,000 |
| | | | | | | AP31.203 | Aided Staff Retirement & Terminal Benefits | | | | |
| | | | | | | AP31.203.004 | [3773] Encashment Of Leave | 22,81,400 | 12,00,000 | 3,32,300 | 8,50,000 |
| | | | | | | | AP31.203 TOTAL | 22,81,400 | 12,00,000 | 3,32,300 | 8,50,000 |
| | | | | | | | AP31 TOTAL | 6,26,64,908 | 7,86,40,000 | 7,39,71,200 | 8,70,20,000 |
| AR32 | Other Income | | | | | | | | | | |
| AR32.202 | Interest On Saving Accounts | | | | | | | | | | |

| RECEIPTS | | | | | | EXPENDITURE | | | | | |
|--------------|--|--|------------------------------|--------------------------------------|------------------------------|-------------|-------------|--|------------------------------|--------------------------------------|------------------------------|
| ALIAS | PARTICULARS | Unaudited Figures For Year 2016 - 2017 | Budget Estimates 2017 - 2018 | Revised Budget Estimates 2017 - 2018 | Budget Estimates 2018 - 2019 | ALIAS | PARTICULARS | Unaudited Figures For Year 2016 - 2017 | Budget Estimates 2017 - 2018 | Revised Budget Estimates 2017 - 2018 | Budget Estimates 2018 - 2019 |
| AR32.202.001 | [0520] Interest On Saving Bank Account | 2,00,000 | | 4,23,300 | 5,00,000 | | | | | | |
| | AR32.202 TOTAL | 2,00,000 | | 4,23,300 | 5,00,000 | | | | | | |
| AR32.205 | Institutional Fees | | | | | | | | | | |
| AR32.205.001 | [0535] Sponsorship- Chrysalis | 19,20,000 | 22,00,000 | 22,00,000 | 22,00,000 | | | | | | |
| AR32.205.002 | [0536] Sponsorship- Insites | 80,000 | 80,000 | 80,000 | 80,000 | | | | | | |
| AR32.205.003 | [0537] Sponsorship- Other Events | 10,000 | 50,000 | 2,62,000 | 3,00,000 | | | | | | |
| AR32.205.004 | [0538] Self Finance- Electricity Charges | 2,00,000 | 2,00,000 | 2,00,000 | 3,00,000 | | | | | | |
| AR32.205.006 | [0540] Self Finance- Water | 10,000 | 10,000 | 10,000 | 15,000 | | | | | | |
| AR32.205.007 | [0541] Self Finance- Gas | 5,000 | 5,000 | 5,000 | 10,000 | | | | | | |
| AR32.205.008 | [0542] Self Finance-Infrastructure | 1,00,000 | 1,40,000 | 1,50,000 | 2,50,000 | | | | | | |
| AR32.205.010 | [0544] Institutional Fees | 78,200 | 86,400 | 76,400 | 83,000 | | | | | | |
| | AR32.205 TOTAL | 24,03,200 | 27,71,400 | 29,83,400 | 32,38,000 | | | | | | |
| AR32.208 | Miscellaneous Receipts | | | | | | | | | | |
| AR32.208.008 | [0567] Any Other Income | | | 3,70,000 | 8,50,000 | | | | | | |
| AR32.208.024 | [0583] Magazine Advertisements | 28,000 | 45,000 | 20,000 | 40,000 | | | | | | |
| | AR32.208 TOTAL | 28,000 | 45,000 | 3,90,000 | 8,90,000 | | | | | | |
| | AR32 TOTAL | 26,31,200 | 28,16,400 | 37,96,700 | 46,28,000 | | | | | | |
| AR33 | Income From Investments | | | | | | | | | | |
| AR33.201 | Investments From Earmarked/Endowment Fund | | | | | | | | | | |
| AR33.201.007 | [0617] Interest On Term Deposits With Bank | | 2,50,000 | | | | | | | | |
| | AR33.201 TOTAL | | 2,50,000 | | | | | | | | |
| AR33.202 | Investment From University Fund | | | | | | | | | | |
| AR33.202.007 | [0627] Interest On Term Deposits With Bank | 4,34,700 | | 9,10,000 | 10,00,000 | | | | | | |
| | AR33.202 TOTAL | 4,34,700 | | 9,10,000 | 10,00,000 | | | | | | |
| | AR33 TOTAL | 4,34,700 | 2,50,000 | 9,10,000 | 10,00,000 | | | | | | |
| AR34 | Sale Of Publications | | | | | | | | | | |
| AR34.202 | Sale Of Syllabus | | | | | | | | | | |
| AR34.202.001 | [0640] Sale Of Syllabus | | | 500 | 500 | | | | | | |
| | AR34.202 TOTAL | | | 500 | 500 | | | | | | |
| AR34.203 | Sale Of Prospectus & Admission Forms | | | | | | | | | | |
| AR34.203.001 | [0645] Sale Of Prospectus & Admission Forms | 2,28,100 | 30,000 | 4,64,600 | 4,50,000 | | | | | | |
| | AR34.203 TOTAL | 2,28,100 | 30,000 | 4,64,600 | 4,50,000 | | | | | | |
| | AR34 TOTAL | 2,28,100 | 30,000 | 4,65,100 | 4,50,500 | | | | | | |
| AR35 | Compensation For Using Premises | | | | | | | | | | |

| RECEIPTS | | | | | | EXPENDITURE | | | | | |
|--------------|--|---|------------------------------------|---|------------------------------------|--------------|--|---|------------------------------------|---|------------------------------------|
| ALIAS | PARTICULARS | Unaudited Figures For Year 2016 - 2017 | Budget Estimates 2017 - 2018 | Revised Budget Estimates 2017 - 2018 | Budget Estimates 2018 - 2019 | ALIAS | PARTICULARS | Unaudited Figures For Year 2016 - 2017 | Budget Estimates 2017 - 2018 | Revised Budget Estimates 2017 - 2018 | Budget Estimates 2018 - 2019 |
| AR35.201 | Hiring Charges - Auditorium, Committee Room & Play Ground | | | | | | | | | | |
| AR35.201.010 | [0664] Other Premises | | | | | | | | | | |
| | AR35.201 TOTAL | | | | | | | | | | |
| | AR35 TOTAL | | | | | | | | | | |
| | Sector A TOTAL | 7,25,11,725 | 9,22,22,110 | 8,43,70,620 | 10,06,13,850 | | Sector A TOTAL | 6,79,61,497 | 9,18,07,600 | 8,43,66,600 | 10,04,57,600 |
| Sector B | Agency Budget | | | | | Sector B | Agency Budget | | | | |
| BR01 | Grant -In- Aid State /Central Government Agency - Other Than Research | | | | | BP01 | Grant -In- Aid State /Central Government Agency - Other Than Research | | | | |
| BR01.205 | [0805] Available Unspent Balance Uptill Previous Year | | | | | | | | | | |
| BR01.103 | Receipt From Mhrd | | | | | | | | | | |
| BR01.103.001 | [0775] Receipt Of Grant | 4,50,000 | 3,50,000 | 4,00,000 | 4,50,000 | | | | | | |
| | BR01.103 TOTAL | 4,50,000 | 3,50,000 | 4,00,000 | 4,50,000 | | | | | | |
| | | | | | | BP01.104 | Equipments | | | | |
| | | | | | | BP01.104.001 | [3940] Purchase Of Equipments | | | | |
| | | | | | | | BP01.104 TOTAL | | | | |
| | | | | | | BP01.109 | Other Operational Expenditure | | | | |
| | | | | | | BP01.109.001 | [3970] Cdtp Recurring Exps | 5,78,415 | 4,50,000 | 4,50,000 | 4,50,000 |
| | | | | | | | BP01.109 TOTAL | 5,78,415 | 4,50,000 | 4,50,000 | 4,50,000 |
| BR01.202 | Receipt From Central Government | | | | | | | | | | |
| BR01.202.001 | [0790] Receipt Of Grant | 5,00,000 | 3,40,000 | 5,00,000 | 5,00,000 | | | | | | |
| | BR01.202 TOTAL | 5,00,000 | 3,40,000 | 5,00,000 | 5,00,000 | | | | | | |
| BR01.203 | Receipt From Mhrd | | | | | | | | | | |
| BR01.203.001 | [0795] Receipt Of Grant | 1,80,000 | 6,00,000 | 2,48,400 | 6,00,000 | | | | | | |
| BR01.203.002 | [0796] Interest On Investment | 35,000 | 60,000 | 40,000 | 60,000 | | | | | | |
| | BR01.203 TOTAL | 2,15,000 | 6,60,000 | 2,88,400 | 6,60,000 | | | | | | |
| | | | | | | BP01.209 | Other Operational Expenditure | | | | |
| | | | | | | BP01.209.002 | [4022] Cdtp Operational Expenditure | | 4,50,000 | 4,50,000 | 3,00,000 |
| | | | | | | BP01.209.003 | [4023] Investment In Fixed Deposit | 5,86,585 | 4,50,000 | 2,88,400 | 8,60,000 |
| | | | | | | | BP01.209 TOTAL | 5,86,585 | 9,00,000 | 7,38,400 | 11,60,000 |
| | BR01 TOTAL | 11,65,000 | 13,50,000 | 11,88,400 | 16,10,000 | | BP01 TOTAL | 11,65,000 | 13,50,000 | 11,88,400 | 16,10,000 |
| BR03 | Grant-In-Aid Other Agencies | | | | | BP03 | Grant-In-Aid Other Agencies - Other Than Research | | | | |
| | | | | | | BP03.170 | AICTE MODROB | | | | |
| | | | | | | BP03.170.001 | [8323] Other Operational Expenditure | | | | 10,00,000 |
| | | | | | | | BP03.170 TOTAL | | | | 10,00,000 |
| BR03.179 | AICTE MODROB | | | | | | | | | | |

| RECEIPTS | | | | | | EXPENDITURE | | | | | |
|--------------|--|--|------------------------------|--------------------------------------|------------------------------|--------------|---|--|------------------------------|--------------------------------------|------------------------------|
| ALIAS | PARTICULARS | Unaudited Figures For Year 2016 - 2017 | Budget Estimates 2017 - 2018 | Revised Budget Estimates 2017 - 2018 | Budget Estimates 2018 - 2019 | ALIAS | PARTICULARS | Unaudited Figures For Year 2016 - 2017 | Budget Estimates 2017 - 2018 | Revised Budget Estimates 2017 - 2018 | Budget Estimates 2018 - 2019 |
| BR03.179.001 | [8320] Receipt Of Grant | | | | 10,00,000 | | | | | | |
| | BR03.179 TOTAL | | | | 10,00,000 | | | | | | |
| BR03.270 | Central Got. Grant From Ministry Of Skill Development PMKVY | | | | | | | | | | |
| BR03.270.001 | [8321] Receipt Of Grant | | | | 5,40,000 | | | | | | |
| | BR03.270 TOTAL | | | | 5,40,000 | | | | | | |
| BR03.271 | PMYUVA | | | | | | | | | | |
| BR03.271.001 | [8322] Receipt Of Grant | | | | 9,00,000 | | | | | | |
| | BR03.271 TOTAL | | | | 9,00,000 | | | | | | |
| | BR03 TOTAL | | | | 24,40,000 | | | | | | |
| | Sector B TOTAL | 11,65,000 | 13,50,000 | 11,88,400 | 40,50,000 | | | | | | |
| | | | | | | BP03.272 | PMKY Expenses | | | | |
| | | | | | | BP03.272.001 | [8324] Other Operational Expenditure | | | | 5,40,000 |
| | | | | | | | BP03.272 TOTAL | | | | 5,40,000 |
| | | | | | | BP03.273 | PMYUVA | | | | |
| | | | | | | BP03.273.001 | [8325] Other Operational Expenditure | | | | 9,00,000 |
| | | | | | | | BP03.273 TOTAL | | | | 9,00,000 |
| | | | | | | | BP03 TOTAL | | | | 24,40,000 |
| | | | | | | | Sector B TOTAL | 11,65,000 | 13,50,000 | 11,88,400 | 40,50,000 |
| Sector C | Earmarked And Special Funds Budget | | | | | Sector C | Earmarked And Special Funds Budget | | | | |
| CR10 | Depreciation Fund Receipt | | | | | CP10 | Depreciation Fund Expenditure | | | | |
| CR10.201 | [1865] Contribution From Revenue Budget | | 18,00,000 | | | CP10.202 | [5236] Transfer To Revenue Budget | | 18,00,000 | | |
| | CR10 TOTAL | | 18,00,000 | | | | CP10 TOTAL | | 18,00,000 | | |
| | Sector C TOTAL | | 18,00,000 | | | | Sector C TOTAL | | 18,00,000 | | |
| Sector D | Deposits And Advances Budget | | | | | Sector D | Deposits And Advances Budget | | | | |
| DR01 | Students Related Deposits | | | | | DP01 | Students Related Deposits | | | | |
| DR01.301 | Library Deposit | | | | | DP01.301 | Library Deposit | | | | |
| DR01.301.001 | [2105] Receipts Of Deposit | 3,79,500 | 4,35,000 | 3,94,500 | 4,35,000 | DP01.301.001 | [5291] Refund Of Deposit | 3,79,500 | 4,35,000 | 3,94,500 | 4,35,000 |
| | DR01.301 TOTAL | 3,79,500 | 4,35,000 | 3,94,500 | 4,35,000 | | DP01.301 TOTAL | 3,79,500 | 4,35,000 | 3,94,500 | 4,35,000 |
| DR01.302 | Laboratory Deposit | | | | | DP01.302 | Laboratory Deposit | | | | |
| DR01.302.001 | [2110] Receipts Of Deposit | 50,600 | 58,000 | 52,100 | 58,000 | DP01.302.001 | [5295] Refund Of Deposit | 50,600 | 58,000 | 52,100 | 58,000 |
| | DR01.302 TOTAL | 50,600 | 58,000 | 52,100 | 58,000 | | DP01.302 TOTAL | 50,600 | 58,000 | 52,100 | 58,000 |
| | DR01 TOTAL | 4,30,100 | 4,93,000 | 4,46,600 | 4,93,000 | | DP01 TOTAL | 4,30,100 | 4,93,000 | 4,46,600 | 4,93,000 |
| DR08 | Other Advances & Loans | | | | | DP08 | Other Advances & Loans | | | | |
| DR08.301 | Advances To Institutions | | | | | DP08.301 | Advances To Institutions | | | | |
| DR08.301.001 | [2265] Recovery Of Advances Paid | 38,00,000 | | 50,05,200 | 38,00,000 | DP08.301.001 | [6800] Advance Paid | 38,00,000 | | 50,05,200 | 38,00,000 |
| | DR08.301 TOTAL | 38,00,000 | | 50,05,200 | 38,00,000 | | DP08.301 TOTAL | 38,00,000 | | 50,05,200 | 38,00,000 |

| RECEIPTS | | | | | | EXPENDITURE | | | | | |
|----------|-------------------------|---|------------------------------------|---|------------------------------------|-------------|-------------------------|---|------------------------------------|---|------------------------------------|
| ALIAS | PARTICULARS | Unaudited Figures For Year 2016 - 2017 | Budget Estimates 2017 - 2018 | Revised Budget Estimates 2017 - 2018 | Budget Estimates 2018 - 2019 | ALIAS | PARTICULARS | Unaudited Figures For Year 2016 - 2017 | Budget Estimates 2017 - 2018 | Revised Budget Estimates 2017 - 2018 | Budget Estimates 2018 - 2019 |
| | DR08 TOTAL | 38,00,000 | | 50,05,200 | 38,00,000 | | DP08 TOTAL | 38,00,000 | | 50,05,200 | 38,00,000 |
| | Sector D TOTAL | 42,30,100 | 4,93,000 | 54,51,800 | 42,93,000 | | Sector D TOTAL | 42,30,100 | 4,93,000 | 54,51,800 | 42,93,000 |
| | 0010 Aided Total | 7,79,06,825 | 9,58,65,110 | 9,10,10,820 | 10,89,56,850 | | 0010 Aided Total | 7,33,56,597 | 9,54,50,600 | 9,10,06,800 | 10,88,00,600 |



0011 - C.U. Shah College of Pharmacy, Santacruz, Mumbai UG (Aided)

(Old Aided Code : 1240)

| RECEIPTS | | | | | | EXPENDITURE | | | | | |
|--------------|---|---|------------------------------------|---|------------------------------------|--------------|---|---|------------------------------------|---|------------------------------------|
| ALIAS | PARTICULARS | Unaudited Figures For Year 2016 - 2017 | Budget Estimates 2017 - 2018 | Revised Budget Estimates 2017 - 2018 | Budget Estimates 2018 - 2019 | ALIAS | PARTICULARS | Unaudited Figures For Year 2016 - 2017 | Budget Estimates 2017 - 2018 | Revised Budget Estimates 2017 - 2018 | Budget Estimates 2018 - 2019 |
| Sector A | Capital And Revenue Receipt / Expenditure Budget | | | | | Sector A | Capital And Revenue Receipt / Expenditure Budget | | | | |
| | | | | | | AP07 | Books & Journals | | | | |
| | | | | | | AP07.101 | Purchase Of Books & Journals | | | | |
| | | | | | | AP07.101.001 | [3155] Purchase Of Books & Journals | | 20,000 | 15,000 | 20,000 |
| | | | | | | | AP07.101 TOTAL | | 20,000 | 15,000 | 20,000 |
| | | | | | | | AP07 TOTAL | | 20,000 | 15,000 | 20,000 |
| | | | | | | AP09 | Hardware & Peripherals | | | | |
| | | | | | | AP09.101 | Development Exp. | | | | |
| | | | | | | AP09.101.001 | [3200] Purchase Of Computer | | | | 1,50,000 |
| | | | | | | | AP09.101 TOTAL | | | | 1,50,000 |
| | | | | | | | AP09 TOTAL | | | | 1,50,000 |
| AR10 | Other Development Receipts | | | | | AP10 | Other Development Expenditure | | | | |
| AR10.101 | Development Fees | | | | | AP10.101 | Development Exp. | | | | |
| AR10.101.001 | [0111] Development Fees From Student - Institute Share | 6,98,200 | 7,65,400 | 8,02,400 | 8,33,000 | AP10.101.001 | [3215] New Harbal Garden | | 2,00,000 | | |
| | [0112] Development Fees From Student- University Share | 14,300 | 15,600 | 16,400 | 17,000 | | | | | | |
| | [0113] Development Fee | 7,12,500 | 7,81,000 | 8,18,800 | 8,50,000 | | | | | | |
| | AR10.101 TOTAL | 6,98,200 | 7,65,400 | 8,02,400 | 8,33,000 | | AP10.101 TOTAL | | 2,00,000 | | |
| | AR10 TOTAL | 6,98,200 | 7,65,400 | 8,02,400 | 8,33,000 | | AP10 TOTAL | | 2,00,000 | | |
| AR21 | Fees From Students & Colleges | | | | | AP21 | Academic & Activity Expenses | | | | |
| AR21.202 | Academic Receipts -Institution | | | | | AP21.202 | Activity Expenses | | | | |
| AR21.202.001 | [0220] Admission Fee | 6,200 | 9,400 | 20,100 | 31,300 | AP21.202.001 | [3355] Gymkhana Expenses | 12,900 | 75,000 | 75,000 | 75,000 |
| AR21.202.002 | [0221] Tution Fee | 9,12,000 | 10,00,000 | 6,24,000 | 10,88,000 | AP21.202.003 | [3357] Computer Training Expenses | | 10,000 | | 10,000 |
| AR21.202.003 | [0222] Computer Training Fee | 8,100 | 12,300 | 5,400 | 9,000 | AP21.202.005 | [3359] Disaster Management Expenses | | 5,000 | | 5,000 |
| AR21.202.004 | [0223] Identity Card Fee | 4,000 | 4,400 | 6,800 | 6,800 | | | | | | |
| | [0224] Diary Fee - Gross | 5,700 | | 50 | | | | | | | |
| | [0225] Diary Fee - Less : 100% Transfer To University | 5,700 | | 50 | | | | | | | |
| AR21.202.005 | [0226] Diary Fee - Net | | | | | | | | | | |
| | [0227] E-Suvidha Fee - Gross | 5,700 | 6,300 | 4,300 | 6,800 | | | | | | |
| | [0228] E-Suvidha - Less : 100% Transfer To University | 5,700 | 6,300 | 4,300 | 6,800 | | | | | | |
| AR21.202.006 | [0229] E-Suvidha - Net | | | | | | | | | | |

| RECEIPTS | | | | | | EXPENDITURE | | | | | |
|--------------|--|---|------------------------------------|---|------------------------------------|-------------|-------------|---|------------------------------------|---|------------------------------------|
| ALIAS | PARTICULARS | Unaudited Figures For Year 2016 - 2017 | Budget Estimates 2017 - 2018 | Revised Budget Estimates 2017 - 2018 | Budget Estimates 2018 - 2019 | ALIAS | PARTICULARS | Unaudited Figures For Year 2016 - 2017 | Budget Estimates 2017 - 2018 | Revised Budget Estimates 2017 - 2018 | Budget Estimates 2018 - 2019 |
| | [0230] Students Welfare Fee - Gross | 8,600 | 9,400 | 11,100 | 10,200 | | | | | | |
| | [0231] Students Welfare Fee -Less : Transfer To University | 8,600 | 9,400 | 11,100 | 10,200 | | | | | | |
| AR21.202.007 | [0232] Students Welfare Fee - Net | | | | | | | | | | |
| | [0233] Medical Fee - Gross | 4,000 | 4,400 | 4,800 | 4,800 | | | | | | |
| | [0234] Medical Fee-Less : Transfer To University | 4,000 | 4,400 | 4,800 | 4,800 | | | | | | |
| AR21.202.008 | [0235] Medical Fee - Net | | | | | | | | | | |
| | [0236] Sports Fee - Gross | 11,400 | 12,500 | 10,200 | 13,600 | | | | | | |
| | [0237] Sports Fee -Less : Transfer To University | 11,400 | 12,500 | 10,200 | 13,600 | | | | | | |
| AR21.202.009 | [0238] Sports Fee - Net | | | | | | | | | | |
| | [0239] Disaster Management Fee - Gross | 1,200 | 1,300 | 1,400 | 1,400 | | | | | | |
| | [0240] Disaster Management Fee -Less : 100% Transfer To University | 1,200 | 1,300 | 1,400 | 1,400 | | | | | | |
| AR21.202.010 | [0241] Disaster Management Fee - Net | | | | | | | | | | |
| | [0242] Ashwamedh/ Avishkar/ Indradhanushya Fee - Gross | 3,500 | 3,800 | 4,100 | 4,100 | | | | | | |
| | [0243] Ashwamedh/ Avishkar/ Indradhanushya Fee -Less : 100% Transfer To University | 3,500 | 3,800 | 4,100 | 4,100 | | | | | | |
| AR21.202.011 | [0244] Ashwamedh/ Avishkar/ Indradhanushya Fee - Net | | | | | | | | | | |
| | [0245] Eligibility Fee -Gross | 6,800 | 10,300 | 12,000 | 10,300 | | | | | | |
| | [0246] Eligibility Fee -Less : 100% Transfer To University | 6,800 | 10,300 | 12,000 | 10,300 | | | | | | |
| AR21.202.012 | [0247] Eligibility Fee -Net | | | | | | | | | | |
| | [0248] Enrolment Fee - Gross | 6,800 | 10,300 | 8,800 | 10,300 | | | | | | |
| | [0249] Enrolment Fee - Less : 100% Transfer To University | 6,800 | 10,300 | 8,800 | 10,300 | | | | | | |
| AR21.202.013 | [0250] Enrolment Fee - Net | | | | | | | | | | |
| | [0251] Examinations - Gross | 2,44,000 | 2,50,000 | 2,60,000 | 2,94,000 | | | | | | |
| | [0252] Examinations -Less :Transfer To University | 1,45,400 | 1,48,000 | 2,05,600 | 2,94,000 | | | | | | |
| AR21.202.014 | [0253] Examinations Fee- Net | 98,600 | 1,02,000 | 54,400 | | | | | | | |
| | [0254] Practical Examination Fees - Gross | 1,22,000 | 1,25,000 | 1,30,000 | 1,47,000 | | | | | | |
| | [6300] Practical Examinations Fee-Less : Transfer To University | 72,700 | 74,000 | 1,02,800 | 1,47,000 | | | | | | |
| AR21.202.015 | [6301] Practical Examinations Fee - Net | 49,300 | 51,000 | 27,200 | | | | | | | |
| | [6302] Other Examination Fee - Gross | 86,000 | 95,000 | 1,17,500 | 1,00,000 | | | | | | |
| | [6340] Other Examination Fee -Less : Transfer To University | 43,000 | 48,000 | 58,800 | 50,000 | | | | | | |
| AR21.202.016 | [6303] Other Examinations Fee - Net | 43,000 | 47,000 | 58,700 | 50,000 | | | | | | |

| RECEIPTS | | | | | | EXPENDITURE | | | | | |
|--------------|---|---|------------------------------------|---|------------------------------------|--------------|---|---|------------------------------------|---|------------------------------------|
| ALIAS | PARTICULARS | Unaudited Figures For Year 2016 - 2017 | Budget Estimates 2017 - 2018 | Revised Budget Estimates 2017 - 2018 | Budget Estimates 2018 - 2019 | ALIAS | PARTICULARS | Unaudited Figures For Year 2016 - 2017 | Budget Estimates 2017 - 2018 | Revised Budget Estimates 2017 - 2018 | Budget Estimates 2018 - 2019 |
| AR21.202.017 | [6304] Convocation Fee - Gross | 11,300 | 13,000 | 13,500 | 11,700 | | | | | | |
| | [6305] Convocation Fee -Less : 100% Transfer To University | 11,300 | 13,000 | 13,500 | 11,700 | | | | | | |
| | [6306] Convocation Fee - Net | | | | | | | | | | |
| | [6307] Library Fee - Gross | 2,28,000 | 2,50,000 | 1,50,000 | 2,72,000 | | | | | | |
| AR21.202.018 | [6308] Library Fee -Less : 100% Transfer To University Library | 2,28,000 | 2,50,000 | 1,50,000 | 2,72,000 | | | | | | |
| | [6309] Library Fee - Net | | | | | | | | | | |
| | AR21.202 TOTAL | 11,21,200 | 12,26,100 | 7,96,600 | 11,85,100 | | | | | | |
| AR21.203 | Activity Fees | | | | | AP21.203 | Examination Expenses | | | | |
| AR21.203.001 | [0260] Gymkhana Fee | 57,000 | 62,500 | 39,000 | 50,000 | AP21.203.001 | [3470] Printing | 1,200 | 25,000 | 2,000 | 5,000 |
| AR21.203.002 | [0261] Laboratory Fee | 57,000 | 62,500 | 39,000 | 50,000 | AP21.203.002 | [3471] Stationery | 1,200 | 15,000 | 5,000 | 5,000 |
| AR21.203.003 | [0262] Laboratory Breakages | 1,30,000 | 1,45,000 | 78,900 | 1,50,000 | AP21.203.006 | [3475] Examination Remuneration | 50,700 | 50,000 | 57,500 | 60,000 |
| | | | | | | AP21.203.010 | [3479] Post & Courier Charges | 3,558 | 8,000 | 2,000 | 2,000 |
| | | | | | | AP21.203.013 | [3482] Paper Setting | 20,000 | 25,000 | 20,000 | 25,000 |
| | | | | | | AP21.203.014 | [3483] Evaluation | 19,800 | 20,000 | 20,000 | 20,000 |
| | | | | | | AP21.203.015 | [3484] Practical Examination | 10,000 | 20,000 | 10,000 | 10,000 |
| | AR21.203 TOTAL | 2,44,000 | 2,70,000 | 1,56,900 | 2,50,000 | | AP21.203 TOTAL | 1,06,458 | 1,63,000 | 1,16,500 | 1,27,000 |
| | | | | | | AP21.206 | Seminars & Conferances | | | | |
| | | | | | | AP21.206.006 | [3520] Travelling Expenses | 10,000 | 20,000 | 10,000 | 10,000 |
| | | | | | | AP21.206.007 | [3521] Books & Journals | | | | |
| | | | | | | | AP21.206 TOTAL | 10,000 | 20,000 | 10,000 | 10,000 |
| AR21.207 | Other Fee | | | | | AP21.207 | Materials, Consumables, Stores & Chemicals | | | | |
| AR21.207.002 | [0412] Fine/ Miscellaneous Fee | 3,000 | 6,000 | 6,000 | 6,000 | AP21.207.002 | [3531] Consumables Expenses | 10,750 | 20,000 | 20,000 | 20,000 |
| AR21.207.009 | [0419] Transcript Charge (Income) | 16,000 | 18,000 | 19,300 | 20,000 | AP21.207.003 | [3532] Chemical & Glassware Expenses | 1,20,746 | 1,30,000 | 1,30,000 | 1,30,000 |
| AR21.207.010 | [0420] Admission Cancellation Processing Fees | 28,000 | 12,000 | 33,700 | 30,000 | | | | | | |
| AR21.207.014 | [0424] Other Fees / Other Income | | | 1,39,400 | 1,50,000 | | | | | | |
| | AR21.207 TOTAL | 47,000 | 36,000 | 1,98,400 | 2,06,000 | | AP21.207 TOTAL | 1,31,496 | 1,50,000 | 1,50,000 | 1,50,000 |
| | AR21 TOTAL | 14,12,200 | 15,32,100 | 11,51,900 | 16,41,100 | | AP21 TOTAL | 2,60,854 | 4,23,000 | 3,51,500 | 3,77,000 |
| | | | | | | AP22 | Administrative & General Expenses | | | | |
| | | | | | | AP22.201 | Administrative Expenses | | | | |
| | | | | | | AP22.201.001 | [3601] Advertisement And Puplicity | 18,000 | 20,000 | 20,000 | 20,000 |
| | | | | | | AP22.201.002 | [3602] Printing | 9,585 | 20,000 | 20,000 | 20,000 |
| | | | | | | AP22.201.003 | [3603] Stationery | 26,033 | 35,000 | 45,100 | 45,000 |
| | | | | | | AP22.201.005 | [3605] Xeroxing Charges | 22,400 | 22,000 | 20,000 | 22,000 |
| | | | | | | AP22.201.006 | [3606] Electricity And Power | 1,38,100 | 1,75,000 | 2,12,000 | 2,20,000 |
| | | | | | | AP22.201.007 | [3607] Telephone And Internet Charges | 12,500 | 15,000 | 12,800 | 15,000 |

| RECEIPTS | | | | | | EXPENDITURE | | | | | |
|----------|-------------|---|------------------------------------|---|------------------------------------|--------------|---|---|------------------------------------|---|------------------------------------|
| ALIAS | PARTICULARS | Unaudited Figures For Year 2016 - 2017 | Budget Estimates 2017 - 2018 | Revised Budget Estimates 2017 - 2018 | Budget Estimates 2018 - 2019 | ALIAS | PARTICULARS | Unaudited Figures For Year 2016 - 2017 | Budget Estimates 2017 - 2018 | Revised Budget Estimates 2017 - 2018 | Budget Estimates 2018 - 2019 |
| | | | | | | AP22.201.008 | [3608] Postage , Telegram & Courier Charges | 7,900 | 8,000 | 6,900 | 8,000 |
| | | | | | | AP22.201.010 | [3610] Professional Charges | 1,26,500 | 1,25,000 | 1,25,000 | 1,25,000 |
| | | | | | | AP22.201.011 | [3611] Meeting Expenses | 2,000 | 5,000 | 2,000 | 2,000 |
| | | | | | | AP22.201.015 | [3615] Uniform To Peons | 11,200 | 17,000 | 18,000 | 18,000 |
| | | | | | | AP22.201.016 | [3616] Sanitary Materials | 15,600 | 16,000 | 16,000 | 16,000 |
| | | | | | | AP22.201.017 | [3617] Garden Expenditure | 13,000 | 15,000 | 6,900 | 10,000 |
| | | | | | | AP22.201.018 | [3618] Staff Welfare Expenses | 10,300 | 11,000 | 11,000 | 11,000 |
| | | | | | | AP22.201.019 | [3619] Provident Fund Interest | | | | |
| | | | | | | AP22.201.020 | [3620] Labour Charges | | | | |
| | | | | | | AP22.201.021 | [3621] Pest Control | 10,000 | 30,000 | 15,000 | 15,000 |
| | | | | | | AP22.201.022 | [3622] Bank Charges | 1,100 | 1,500 | 1,500 | 1,500 |
| | | | | | | AP22.201.023 | [3623] Miscellaneous Expenses | 2,200 | 2,000 | 15,000 | 15,000 |
| | | | | | | AP22.201.024 | [3624] Statutory Audit Charges | | 25,000 | 10,000 | 25,000 |
| | | | | | | AP22.201.025 | [3625] Internal Audit Charges | | 25,000 | 5,000 | 25,000 |
| | | | | | | AP22.201.028 | [3628] Outsourcing Account Work | | | | 10,000 |
| | | | | | | | AP22.201 TOTAL | 4,26,418 | 5,67,500 | 5,62,200 | 6,23,500 |
| | | | | | | AP22.202 | Travelling And Transportation Expenses | | | | |
| | | | | | | AP22.202.001 | [3645] Ta/Da Expenses Staff | 18,500 | 10,000 | 17,000 | 20,000 |
| | | | | | | | AP22.202 TOTAL | 18,500 | 10,000 | 17,000 | 20,000 |
| | | | | | | AP22.203 | Insurance & Taxes | | | | |
| | | | | | | AP22.203.001 | [3655] Insurance | | | | |
| | | | | | | AP22.203.002 | [3656] Rates And Taxes | | 1,20,000 | 50,000 | 50,000 |
| | | | | | | AP22.203.003 | [3657] Property Tax | | | | |
| | | | | | | | AP22.203 TOTAL | | 1,20,000 | 50,000 | 50,000 |
| | | | | | | AP22.204 | Outsource Services | | | | |
| | | | | | | AP22.204.001 | [3665] House Keeping Services | | 15,000 | 10,000 | 10,000 |
| | | | | | | AP22.204.003 | [3667] Gas | 16,000 | 17,000 | 17,000 | 17,000 |
| | | | | | | AP22.204.005 | [3669] Scanning & Data Entry Work | 3,000 | 5,000 | 5,000 | 5,000 |
| | | | | | | | AP22.204 TOTAL | 19,000 | 37,000 | 32,000 | 32,000 |
| | | | | | | AP22.205 | Repairs And Maintenance | | | | |
| | | | | | | AP22.205.001 | [3675] Maintenance Of Office Equipments | 30,000 | 50,000 | 15,000 | 20,000 |
| | | | | | | AP22.205.002 | [3676] Maintenance Of Furniture & Fixture | 25,800 | 28,000 | 28,000 | 28,000 |
| | | | | | | AP22.205.003 | [3677] Maintenance Of Electric Installation | 19,200 | 22,000 | 22,000 | 22,000 |
| | | | | | | AP22.205.004 | [3678] Maintenance Of Hardwares | 17,100 | 21,000 | 21,000 | 21,000 |
| | | | | | | AP22.205.005 | [3679] Maintenance Of Software | 13,500 | 20,000 | 12,000 | 15,000 |
| | | | | | | AP22.205.006 | [3680] Maintenance Of AC | 9,800 | 11,000 | 11,000 | 11,000 |
| | | | | | | AP22.205.007 | [3681] Maintenance Of Telephone | 600 | 2,000 | 2,000 | 2,000 |
| | | | | | | AP22.205.008 | [3682] Maintenance Of Epbx | | | | |

| RECEIPTS | | | | | | EXPENDITURE | | | | | |
|--------------|--|--|------------------------------|--------------------------------------|------------------------------|--------------|---|--|------------------------------|--------------------------------------|------------------------------|
| ALIAS | PARTICULARS | Unaudited Figures For Year 2016 - 2017 | Budget Estimates 2017 - 2018 | Revised Budget Estimates 2017 - 2018 | Budget Estimates 2018 - 2019 | ALIAS | PARTICULARS | Unaudited Figures For Year 2016 - 2017 | Budget Estimates 2017 - 2018 | Revised Budget Estimates 2017 - 2018 | Budget Estimates 2018 - 2019 |
| | | | | | | AP22.205.012 | [3686] Maintenance Of Building | 90,400 | 1,00,000 | 50,000 | 1,00,000 |
| | | | | | | AP22.205.013 | [3687] Maintenance Of Plant & Machinery | | | | |
| | | | | | | AP22.205.030 | [3704] Maintenance Of Computer | | 30,000 | 26,600 | 30,000 |
| | | | | | | | AP22.205 TOTAL | 2,06,400 | 2,84,000 | 1,87,600 | 2,49,000 |
| | | | | | | AP22.206 | Other Expenses | | | | |
| | | | | | | AP22.206.004 | [3713] Hospitality & Sumptuary Expenses | 11,600 | 12,000 | 12,000 | 15,000 |
| | | | | | | | AP22.206 TOTAL | 11,600 | 12,000 | 12,000 | 15,000 |
| | | | | | | | AP22 TOTAL | 6,81,918 | 10,30,500 | 8,60,800 | 9,89,500 |
| AR31 | Salary Grants | | | | | AP31 | Staff Payments & Benefits | | | | |
| AR31.201 | State Government- Salary Grants (Non Teaching /Teaching Staff Under Sps) | | | | | AP31.201 | Aided Salaries (Teaching Staff Approved Under Sps) | | | | |
| AR31.201.001 | [0485] Salary Grant | 1,45,71,600 | 2,44,78,100 | 1,61,13,800 | 2,21,02,000 | AP31.201.001 | [3750] Pay & Allowances | 80,74,700 | 1,09,50,000 | 97,16,800 | 1,08,00,000 |
| | | | | | | AP31.201.002 | [3751] Clock Hour Basis / Consolidated | 35,000 | 4,00,000 | 2,26,800 | 4,00,000 |
| | | | | | | AP31.201.003 | [3752] Vacant Posts | 2,99,700 | 3,00,000 | 8,99,000 | 9,00,000 |
| | | | | | | AP31.201.006 | [3755] Leave Travel Concession | 31,200 | 40,000 | 40,000 | 40,000 |
| | | | | | | AP31.201.009 | [5602] PG-CCG-ENG_T_A | | 10,00,000 | | |
| | | | | | | | AP31.201 TOTAL | 84,40,600 | 1,26,90,000 | 1,08,82,600 | 1,21,40,000 |
| AR31.202 | State Government- Other Than Salary Grants (Non Teaching /Teaching Staff Under Sps) | | | | | AP31.202 | Aided Non Teaching | | | | |
| AR31.202.001 | [0495] State Government | 1,05,000 | 1,25,000 | 1,83,100 | 1,25,000 | AP31.202.001 | [3760] Pay & Allowances | 64,30,000 | 88,00,000 | 54,84,400 | 88,00,000 |
| AR31.202.002 | [0496] Central Government | | | | | AP31.202.002 | [3761] Clock Hour Basis / Consolidated | | | | |
| AR31.202.003 | [0497] Other Institutional Organisations | | 12,500 | 12,500 | 12,500 | AP31.202.003 | [3762] Vacant Posts | 5,28,000 | 5,00,000 | 4,56,200 | 5,00,000 |
| AR31.202.004 | [0498] Recovery Of Pay & Allowance | | | | | AP31.202.004 | [3763] Provident Fund | | | | |
| | | | | | | AP31.202.005 | [3764] Medical Allowances | 52,010 | 20,00,000 | 5,03,500 | 18,00,000 |
| | | | | | | AP31.202.006 | [3765] Leave Travel Concession | 40,000 | 40,000 | 40,000 | 40,000 |
| | | | | | | AP31.202.009 | [5701] SNDT ARTS-CCG_NT_A | | 5,00,000 | | |
| | | | | | | | AP31.202 TOTAL | 70,50,010 | 1,18,40,000 | 64,84,100 | 1,11,40,000 |
| | | | | | | AP31.203 | Aided Staff Retirement & Terminal Benefits | | | | |
| | | | | | | AP31.203.004 | [3773] Encashment Of Leave | 7,00,000 | 10,00,000 | 3,15,200 | 5,00,000 |
| | | | | | | | AP31.203 TOTAL | 7,00,000 | 10,00,000 | 3,15,200 | 5,00,000 |
| | | | | | | AP31.205 | Un Aided Non Teaching | | | | |
| | | | | | | AP31.205.002 | [3801] Clock Hour Basis / Consolidated | | | | |
| | | | | | | AP31.205.003 | [3802] Vacant Posts | | | | |
| | | | | | | AP31.205.008 | [3807] Temp. Non Teaching Staff | | | | |
| | | | | | | | AP31.205 TOTAL | | | | |
| | | | | | | | AP31 TOTAL | 1,61,90,610 | 2,55,30,000 | 1,76,81,900 | 2,37,80,000 |
| AR32 | Other Income | | | | | | | | | | |
| | | | | | | | AR31 TOTAL | 1,46,76,600 | 2,46,15,600 | 1,63,09,400 | 2,22,39,500 |

| RECEIPTS | | | | | | EXPENDITURE | | | | | |
|--------------|--|---|------------------------------------|---|------------------------------------|--------------|-------------------------------------|---|------------------------------------|---|------------------------------------|
| ALIAS | PARTICULARS | Unaudited Figures For Year 2016 - 2017 | Budget Estimates 2017 - 2018 | Revised Budget Estimates 2017 - 2018 | Budget Estimates 2018 - 2019 | ALIAS | PARTICULARS | Unaudited Figures For Year 2016 - 2017 | Budget Estimates 2017 - 2018 | Revised Budget Estimates 2017 - 2018 | Budget Estimates 2018 - 2019 |
| AR32.202 | Interest On Saving Accounts | | | | | | | | | | |
| AR32.202.001 | [0520] Interest On Saving Bank Account | 66,300 | 80,000 | 46,800 | 50,000 | | | | | | |
| | AR32.202 TOTAL | 66,300 | 80,000 | 46,800 | 50,000 | | | | | | |
| AR32.208 | Miscellaneous Receipts | | | | | | | | | | |
| AR32.208.003 | [0562] Income From Consultancy Charges | | 1,00,000 | 5,000 | 50,000 | | | | | | |
| | AR32.208 TOTAL | | 1,00,000 | 5,000 | 50,000 | | | | | | |
| | AR32 TOTAL | 66,300 | 1,80,000 | 51,800 | 1,00,000 | | | | | | |
| AR33 | Income From Investments | | | | | | | | | | |
| AR33.201 | Investments From Earnmarked/Endowment Fund | | | | | | | | | | |
| AR33.201.007 | [0617] Interest On Term Deposits With Bank | 3,00,000 | 3,00,000 | 6,00,000 | 6,00,000 | | | | | | |
| | AR33.201 TOTAL | 3,00,000 | 3,00,000 | 6,00,000 | 6,00,000 | | | | | | |
| | AR33 TOTAL | 3,00,000 | 3,00,000 | 6,00,000 | 6,00,000 | | | | | | |
| AR35 | Compensation For Using Premises | | | | | | | | | | |
| AR35.201 | Hiring Charges - Auditorium, Committee Room & Play Ground | | | | | | | | | | |
| AR35.201.003 | [0657] Hiring Charges - Committee Room | | | | | | | | | | |
| | AR35.201 TOTAL | | | | | | | | | | |
| | AR35 TOTAL | | | | | | | | | | |
| | Sector A TOTAL | 1,71,53,300 | 2,73,93,100 | 1,89,15,500 | 2,54,13,600 | | Sector A TOTAL | 1,71,33,382 | 2,72,03,500 | 1,89,09,200 | 2,53,16,500 |
| Sector D | Deposits And Advances Budget | | | | | Sector D | Deposits And Advances Budget | | | | |
| DR01 | Students Related Deposits | | | | | DP01 | Students Related Deposits | | | | |
| DR01.301 | Library Deposit | | | | | DP01.301 | Library Deposit | | | | |
| DR01.301.001 | [2105] Receipts Of Deposit | 67,500 | | 1,10,000 | 1,02,500 | DP01.301.002 | [5292] Transfer To Library | 67,500 | | 1,10,000 | 1,02,500 |
| | DR01.301 TOTAL | 67,500 | | 1,10,000 | 1,02,500 | | DP01.301 TOTAL | 67,500 | | 1,10,000 | 1,02,500 |
| DR01.306 | Caution Maoney Deposit | | | | | DP01.306 | Caution Maoney Deposit | | | | |
| DR01.306.001 | [2171] Caution Money Deposit(refund) | 2,700 | | 4,400 | 4,100 | DP01.306.001 | [5315] Refund Of Deposit | 2,700 | | 4,400 | 4,100 |
| | DR01.306 TOTAL | 2,700 | | 4,400 | 4,100 | | DP01.306 TOTAL | 2,700 | | 4,400 | 4,100 |
| | DR01 TOTAL | 70,200 | | 1,14,400 | 1,06,600 | | DP01 TOTAL | 70,200 | | 1,14,400 | 1,06,600 |
| | Sector D TOTAL | 70,200 | | 1,14,400 | 1,06,600 | | Sector D TOTAL | 70,200 | | 1,14,400 | 1,06,600 |
| | 0011 Aided Total | 1,72,23,500 | 2,73,93,100 | 1,90,29,900 | 2,55,20,200 | | 0011 Aided Total | 1,72,03,582 | 2,72,03,500 | 1,90,23,600 | 2,54,23,100 |

0013 - Research Centre for Womens Studies, Juhu, Mumbai (Aided)

(Old Aided Code : 1236)

| RECEIPTS | | | | | | EXPENDITURE | | | | | |
|--------------|--|---|------------------------------------|---|------------------------------------|--------------|---|---|------------------------------------|---|------------------------------------|
| ALIAS | PARTICULARS | Unaudited Figures For Year 2016 - 2017 | Budget Estimates 2017 - 2018 | Revised Budget Estimates 2017 - 2018 | Budget Estimates 2018 - 2019 | ALIAS | PARTICULARS | Unaudited Figures For Year 2016 - 2017 | Budget Estimates 2017 - 2018 | Revised Budget Estimates 2017 - 2018 | Budget Estimates 2018 - 2019 |
| Sector A | Capital And Revenue Receipt / Expenditure Budget | | | | | Sector A | Capital And Revenue Receipt / Expenditure Budget | | | | |
| AR10 | Other Development Receipts | | | | | | | | | | |
| AR10.101 | Development Fees | | | | | | | | | | |
| AR10.101.001 | [0111] Development Fees From Student - Institute Share | | 1,250 | 1,000 | 2,000 | | | | | | |
| | [0112] Development Fees From Student- University Share | 1,500 | 1,250 | 1,000 | 2,000 | | | | | | |
| | [0113] Development Fee | 1,500 | | 2,000 | 4,000 | | | | | | |
| | AR10.101 TOTAL | | 1,250 | 1,000 | 2,000 | | | | | | |
| | AR10 TOTAL | | 1,250 | 1,000 | 2,000 | | | | | | |
| AR21 | Fees From Students & Colleges | | | | | AP21 | Academic & Activity Expenses | | | | |
| AR21.201 | Academic Receipts - University | | | | | | | | | | |
| AR21.201.025 | [0208] Alumni Fees Net | | | | | | | | | | |
| | [6370] Alumni Fee - Gross | | 500 | | 1,500 | | | | | | |
| | [6371] Less : 100 % Transfer To University | 600 | 500 | | 1,500 | | | | | | |
| AR21.201.027 | [0210] Centenary Fees Net | | | | | | | | | | |
| | [6372] Centenary Fees - Gross | | | | | | | | | | |
| | [6373] Less :100 % Transfer To University | | | | | | | | | | |
| AR21.201.028 | [0211] Subject Association Fee Net | | | | | | | | | | |
| | [6374] Subject Association Fees - Gross | | 250 | 400 | 800 | | | | | | |
| | [6375] Less : 100 % Transfer To University | | 250 | 400 | 800 | | | | | | |
| AR21.201.029 | [0212] Calandar Fee Net | | | | | | | | | | |
| | [6376] Calander Fees -Gross | | | | | | | | | | |
| | [6377] Less 100% Transfer To University | | | | | | | | | | |
| | AR21.201 TOTAL | | | | | | | | | | |
| AR21.202 | Academic Receipts -Institution | | | | | AP21.202 | Activity Expenses | | | | |
| AR21.202.001 | [0220] Admission Fee | 1,400 | 1,150 | 1,900 | 3,500 | AP21.202.013 | [3367] Phd Expenses | 10,800 | 8,000 | 5,000 | 10,000 |
| | [6342] Admission Fee - Less : Transfer To University | | | | | AP21.202.028 | [3382] Certificates/Diploma Courses Expenses | | | | |
| | [6343] Admission Fee - Gross | 1,400 | 1,150 | 1,900 | 3,500 | AP21.202.030 | [3384] Binding Charges | 200 | 5,000 | 3,000 | 3,000 |
| AR21.202.002 | [0221] Tution Fee | | 5,000 | 8,000 | 15,000 | | | | | | |
| AR21.202.003 | [0222] Computer Training Fee | | 1,500 | 4,000 | 7,500 | | | | | | |
| | [6345] Computer Training Fee -Gross | 3,000 | | 4,000 | 7,000 | | | | | | |
| | [6346] Computer Training Fee - Less 100% Transfer To University | 3,000 | 1,500 | | | | | | | | |
| AR21.202.004 | [0223] Identity Card Fee | 300 | 175 | 300 | 300 | | | | | | |

| RECEIPTS | | | | | | EXPENDITURE | | | | | |
|--------------|--|--|------------------------------|--------------------------------------|------------------------------|-------------|-------------|--|------------------------------|--------------------------------------|------------------------------|
| ALIAS | PARTICULARS | Unaudited Figures For Year 2016 - 2017 | Budget Estimates 2017 - 2018 | Revised Budget Estimates 2017 - 2018 | Budget Estimates 2018 - 2019 | ALIAS | PARTICULARS | Unaudited Figures For Year 2016 - 2017 | Budget Estimates 2017 - 2018 | Revised Budget Estimates 2017 - 2018 | Budget Estimates 2018 - 2019 |
| | [0224] Diary Fee - Gross | | 250 | | | | | | | | |
| | [0225] Diary Fee - Less : 100% Transfer To University | | 250 | | | | | | | | |
| AR21.202.005 | [0226] Diary Fee - Net | | | | | | | | | | |
| | [0227] E-Suvidha Fee - Gross | 300 | 250 | 400 | 800 | | | | | | |
| | [0228] E-Suvidha - Less : 100% Transfer To University | 300 | 250 | 400 | 800 | | | | | | |
| AR21.202.006 | [0229] E-Suvidha - Net | | 250 | | | | | | | | |
| | [0230] Students Welfare Fee - Gross | 450 | 375 | 600 | 1,200 | | | | | | |
| | [0231] Students Welfare Fee -Less : Transfer To University | 450 | 375 | 600 | 1,200 | | | | | | |
| AR21.202.007 | [0232] Students Welfare Fee - Net | | | | | | | | | | |
| | [0233] Medical Fee - Gross | 300 | 175 | 300 | 600 | | | | | | |
| | [0234] Medical Fee-Less : Transfer To University | | 175 | | 600 | | | | | | |
| AR21.202.008 | [0235] Medical Fee - Net | 300 | | 300 | | | | | | | |
| | [0236] Sports Fee - Gross | 600 | 500 | 800 | 1,500 | | | | | | |
| | [0237] Sports Fee -Less : Transfer To University | 600 | 500 | 800 | 1,500 | | | | | | |
| AR21.202.009 | [0238] Sports Fee - Net | | | | | | | | | | |
| | [0239] Disaster Management Fee - Gross | 100 | 50 | 100 | 200 | | | | | | |
| | [0240] Disaster Management Fee -Less : 100% Transfer To University | 100 | 50 | 100 | 200 | | | | | | |
| AR21.202.010 | [0241] Disaster Management Fee - Net | | | | | | | | | | |
| | [0242] Ashwamedh/ Avishkar/ Indradhanushya Fee - Gross | 200 | 150 | 300 | 500 | | | | | | |
| | [0243] Ashwamedh/ Avishkar/ Indradhanushya Fee -Less : 100% Transfer To University | 200 | 150 | 300 | 500 | | | | | | |
| AR21.202.011 | [0244] Ashwamedh/ Avishkar/ Indradhanushya Fee - Net | | | | | | | | | | |
| | [0245] Eligibility Fee -Gross | | | 2,000 | 2,000 | | | | | | |
| | [0246] Eligibility Fee -Less : 100% Transfer To University | | 150 | 2,000 | 2,000 | | | | | | |
| AR21.202.012 | [0247] Eligibility Fee -Net | | | | | | | | | | |
| | [0248] Enrolment Fee - Gross | | 1,250 | 2,000 | 1,800 | | | | | | |
| | [0249] Enrolment Fee - Less : 100% Transfer To University | | 1,250 | 2,000 | 1,800 | | | | | | |
| AR21.202.013 | [0250] Enrolment Fee - Net | | | | | | | | | | |
| | [0251] Examinations - Gross | 9,600 | 8,000 | 12,800 | 12,000 | | | | | | |
| | [0252] Examinations -Less :Transfer To University | 16,000 | 8,000 | 11,200 | 12,000 | | | | | | |
| AR21.202.014 | [0253] Examinations Fee- Net | | | 1,600 | | | | | | | |

| RECEIPTS | | | | | | EXPENDITURE | | | | | |
|--------------|--|--|------------------------------|--------------------------------------|------------------------------|--------------|--|--|------------------------------|--------------------------------------|------------------------------|
| ALIAS | PARTICULARS | Unaudited Figures For Year 2016 - 2017 | Budget Estimates 2017 - 2018 | Revised Budget Estimates 2017 - 2018 | Budget Estimates 2018 - 2019 | ALIAS | PARTICULARS | Unaudited Figures For Year 2016 - 2017 | Budget Estimates 2017 - 2018 | Revised Budget Estimates 2017 - 2018 | Budget Estimates 2018 - 2019 |
| AR21.202.018 | [6307] Library Fee - Gross | 6,000 | 5,000 | 8,000 | 15,000 | | | | | | |
| | [6308] Library Fee -Less : 100% Transfer To University Library | 6,000 | 5,000 | 8,000 | 15,000 | | | | | | |
| | [6309] Library Fee - Net | | | | | | | | | | |
| | AR21.202 TOTAL | 2,000 | 8,075 | 16,100 | 26,300 | | AP21.202 TOTAL | 11,000 | 13,000 | 8,000 | 13,000 |
| AR21.203 | Activity Fees | | | | | | | | | | |
| AR21.203.001 | [0260] Gymkhana Fee | 3,000 | 2,500 | 4,000 | 7,500 | | | | | | |
| | [7746] Gymkhana Fee - Less : Transfer To University | | | | | | | | | | |
| | [7747] Gymkhana Fee -gross | 3,000 | 2,500 | 4,000 | 7,500 | | | | | | |
| AR21.203.004 | [0263] Internship Fee | | | | | | | | | | |
| AR21.203.007 | [0266] Ph. D. Fee | 45,000 | 25,000 | 46,800 | 40,000 | | | | | | |
| AR21.203.010 | [0269] University Publication | 5,900 | 6,000 | 4,000 | 6,000 | | | | | | |
| AR21.203.014 | [0273] Special Fee | 26,700 | | 24,000 | 25,000 | | | | | | |
| AR21.203.029 | [0288] Activity Fees | 100 | 500 | 300 | 300 | | | | | | |
| AR21.203.096 | [0355] Insurance Fees | | | 200 | 400 | | | | | | |
| | AR21.203 TOTAL | 80,700 | 34,000 | 79,300 | 79,200 | | | | | | |
| AR21.204 | Examination Fees | | | | | | | | | | |
| | [7749] Passing Certificate Fees - Gross | 900 | 750 | | 1,200 | | | | | | |
| | [7748] Passing Certificate Fees - Less Transfer To University | | 750 | | 1,200 | | | | | | |
| AR21.204.007 | [0377] Passing Certificate Fees | 900 | | | | | | | | | |
| | AR21.204 TOTAL | 900 | | | | | | | | | |
| AR21.207 | Other Fee | | | | | | | | | | |
| AR21.207.002 | [0412] Fine/ Miscellaneous Fee | 20,100 | | 6,200 | 6,000 | | | | | | |
| AR21.207.006 | [0416] Annual Field Work/ Educational/ Industrial Visit Fee | 6,000 | 3,000 | 4,000 | 7,500 | | | | | | |
| AR21.207.013 | [0423] Mis | 9,000 | 5,000 | 1,200 | 1,000 | | | | | | |
| | AR21.207 TOTAL | 35,100 | 8,000 | 11,400 | 14,500 | | | | | | |
| | AR21 TOTAL | 1,18,700 | 50,075 | 1,06,800 | 1,20,000 | | AP21 TOTAL | 11,000 | 13,000 | 8,000 | 13,000 |
| | | | | | | AP22 | Administrative & General Expenses | | | | |
| | | | | | | AP22.201 | Administrative Expenses | | | | |
| | | | | | | AP22.201.002 | [3602] Printing | 2,100 | 5,000 | 2,200 | 3,000 |
| | | | | | | AP22.201.005 | [3605] Xeroxing Charges | | 1,000 | 1,000 | 1,000 |
| | | | | | | AP22.201.006 | [3606] Electricity And Power | 25,000 | 25,000 | 25,000 | 25,000 |
| | | | | | | AP22.201.007 | [3607] Telephone And Internet Charges | 700 | 2,000 | 1,900 | 2,000 |
| | | | | | | AP22.201.008 | [3608] Postage , Telegram & Courier Charges | 400 | 1,000 | 1,200 | 1,200 |
| | | | | | | AP22.201.011 | [3611] Meeting Expenses | 6,300 | 10,000 | 6,000 | 15,000 |
| | | | | | | AP22.201.013 | [3613] Contingency Expenses | 1,700 | 2,000 | 2,000 | 2,000 |

| RECEIPTS | | | | | | EXPENDITURE | | | | | |
|--------------|---|--|------------------------------|--------------------------------------|------------------------------|--------------|---|--|------------------------------|--------------------------------------|------------------------------|
| ALIAS | PARTICULARS | Unaudited Figures For Year 2016 - 2017 | Budget Estimates 2017 - 2018 | Revised Budget Estimates 2017 - 2018 | Budget Estimates 2018 - 2019 | ALIAS | PARTICULARS | Unaudited Figures For Year 2016 - 2017 | Budget Estimates 2017 - 2018 | Revised Budget Estimates 2017 - 2018 | Budget Estimates 2018 - 2019 |
| | | | | | | AP22.201.015 | [3615] Uniform To Peons | | 3,000 | 2,900 | |
| | | | | | | AP22.201.016 | [3616] Sanitary Materials | 900 | 1,000 | 1,000 | 1,000 |
| | | | | | | AP22.201.018 | [3618] Staff Welfare Expenses | 2,200 | 2,000 | 2,000 | 2,000 |
| | | | | | | AP22.201.022 | [3622] Bank Charges | 800 | 500 | 500 | 200 |
| | | | | | | AP22.201.023 | [3623] Miscellaneous Expenses | | 1,000 | 1,000 | 1,000 |
| | | | | | | AP22.201.024 | [3624] Statutory Audit Charges | | 15,000 | 15,000 | 15,000 |
| | | | | | | AP22.201.025 | [3625] Internal Audit Charges | 3,400 | 10,000 | 10,000 | 10,000 |
| | | | | | | AP22.201.028 | [3628] Outsourcing Account Work | | 5,000 | 5,000 | 5,000 |
| | | | | | | | AP22.201 TOTAL | 43,500 | 83,500 | 76,700 | 83,400 |
| | | | | | | AP22.202 | Travelling And Transportation Expenses | | | | |
| | | | | | | AP22.202.001 | [3645] Ta/Da Expenses Staff | 4,900 | 6,000 | 5,200 | 6,000 |
| | | | | | | AP22.202.002 | [3646] Ta/Da Expenses Meeting | | 3,000 | 3,000 | 3,000 |
| | | | | | | AP22.202.004 | [3648] Food Allowance | 600 | 1,000 | 1,100 | 1,000 |
| | | | | | | | AP22.202 TOTAL | 5,500 | 10,000 | 9,300 | 10,000 |
| | | | | | | AP22.203 | Insurance & Taxes | | | | |
| | | | | | | AP22.203.003 | [3657] Property Tax | | 20,000 | 20,000 | 20,000 |
| | | | | | | | AP22.203 TOTAL | | 20,000 | 20,000 | 20,000 |
| | | | | | | AP22.204 | Outsource Services | | | | |
| | | | | | | AP22.204.001 | [3665] House Keeping Services | | 5,000 | 5,000 | 5,000 |
| | | | | | | | AP22.204 TOTAL | | 5,000 | 5,000 | 5,000 |
| | | | | | | AP22.205 | Repairs And Maintenance | | | | |
| | | | | | | AP22.205.001 | [3675] Maintenance Of Office Equipments | | 3,000 | 10,000 | 5,000 |
| | | | | | | AP22.205.002 | [3676] Maintenance Of Furniture & Fixture | | 3,000 | 3,200 | 3,000 |
| | | | | | | AP22.205.003 | [3677] Maintenance Of Electric Installation | | 1,000 | 1,100 | 1,000 |
| | | | | | | AP22.205.004 | [3678] Maintenance Of Hardwares | | 2,000 | 2,000 | 2,000 |
| | | | | | | AP22.205.006 | [3680] Maintenance Of AC | 800 | 2,000 | 2,100 | 2,000 |
| | | | | | | AP22.205.011 | [3685] Cleaning Material & Services | | 1,000 | 1,000 | 1,000 |
| | | | | | | AP22.205.012 | [3686] Maintenance Of Building | | 5,000 | 25,000 | 50,000 |
| | | | | | | AP22.205.026 | [3700] Emergency & Unforeseen Repairs | | 1,000 | 1,000 | 1,000 |
| | | | | | | AP22.205.030 | [3704] Maintenance Of Computer | | 5,000 | 5,000 | 5,000 |
| | | | | | | | AP22.205 TOTAL | 800 | 23,000 | 50,400 | 70,000 |
| | | | | | | | AP22 TOTAL | 49,800 | 1,41,500 | 1,61,400 | 1,88,400 |
| AR31 | Salary Grants | | | | | AP31 | Staff Payments & Benefits | | | | |
| AR31.201 | State Government- Salary Grants (Non Teaching /Teaching Staff Under Sps) | | | | | AP31.201 | Aided Salaries (Teaching Staff Approved Under Sps) | | | | |
| AR31.201.001 | [0485] Salary Grant | 31,36,000 | 70,30,000 | 47,37,000 | 51,00,000 | AP31.201.001 | [3750] Pay & Allowances | 14,20,000 | 20,00,000 | 19,44,000 | 22,00,000 |
| AR31.201.002 | [0486] Arrears Of Salary Grants | | | | | AP31.201.002 | [3751] Clock Hour Basis / Consolidated | 21,900 | 30,000 | | |
| | | | | | | AP31.201.003 | [3752] Vacant Posts | | 20,00,000 | 20,00,000 | 20,00,000 |

| RECEIPTS | | | | | | EXPENDITURE | | | | | |
|--------------|--|--|------------------------------|--------------------------------------|------------------------------|--------------|--|--|------------------------------|--------------------------------------|------------------------------|
| ALIAS | PARTICULARS | Unaudited Figures For Year 2016 - 2017 | Budget Estimates 2017 - 2018 | Revised Budget Estimates 2017 - 2018 | Budget Estimates 2018 - 2019 | ALIAS | PARTICULARS | Unaudited Figures For Year 2016 - 2017 | Budget Estimates 2017 - 2018 | Revised Budget Estimates 2017 - 2018 | Budget Estimates 2018 - 2019 |
| | AR31.201 TOTAL | 31,36,000 | 70,30,000 | 47,37,000 | 51,00,000 | | AP31.201 TOTAL | 14,41,900 | 40,30,000 | 39,44,000 | 42,00,000 |
| | | | | | | AP31.202 | Aided Non Teaching | | | | |
| | | | | | | AP31.202.001 | [3760] Pay & Allowances | 16,95,000 | 25,00,000 | 7,94,000 | 9,00,000 |
| | | | | | | AP31.202.003 | [3762] Vacant Posts | | 5,00,000 | | |
| | | | | | | | AP31.202 TOTAL | 16,95,000 | 30,00,000 | 7,94,000 | 9,00,000 |
| | | | | | | AP31.205 | Un Aided Non Teaching | | | | |
| | | | | | | AP31.205.008 | [3807] Temp. Non Teaching Staff | 72,000 | 72,000 | 72,000 | 72,000 |
| | | | | | | | AP31.205 TOTAL | 72,000 | 72,000 | 72,000 | 72,000 |
| | AR31 TOTAL | 31,36,000 | 70,30,000 | 47,37,000 | 51,00,000 | | AP31 TOTAL | 32,08,900 | 71,02,000 | 48,10,000 | 51,72,000 |
| AR32 | Other Income | | | | | | | | | | |
| AR32.202 | Interest On Saving Accounts | | | | | | | | | | |
| AR32.202.001 | [0520] Interest On Saving Bank Account | 28,800 | 13,000 | 34,500 | 35,000 | | | | | | |
| | AR32.202 TOTAL | 28,800 | 13,000 | 34,500 | 35,000 | | | | | | |
| AR32.208 | Miscellaneous Receipts | | | | | | | | | | |
| AR32.208.001 | [0560] Sale Of Tender Forms / Waste Papers | | 2,000 | 2,000 | 2,000 | | | | | | |
| AR32.208.002 | [0561] Overhead Charges From Projects Etc. | | 10,000 | | 45,000 | | | | | | |
| AR32.208.005 | [0564] Income From Royalty | 2,500 | 2,000 | | 2,000 | | | | | | |
| AR32.208.006 | [0565] Election Miscellaneous Receipts | | 5,000 | | | | | | | | |
| | AR32.208 TOTAL | 2,500 | 19,000 | 2,000 | 49,000 | | | | | | |
| | AR32 TOTAL | 31,300 | 32,000 | 36,500 | 84,000 | | | | | | |
| AR33 | Income From Investments | | | | | | | | | | |
| AR33.201 | Investments From Earmarked/Endowment Fund | | | | | | | | | | |
| AR33.201.007 | [0617] Interest On Term Deposits With Bank | 92,700 | 1,50,000 | 1,53,500 | 1,60,000 | | | | | | |
| | AR33.201 TOTAL | 92,700 | 1,50,000 | 1,53,500 | 1,60,000 | | | | | | |
| | AR33 TOTAL | 92,700 | 1,50,000 | 1,53,500 | 1,60,000 | | | | | | |
| | Sector A TOTAL | 33,78,700 | 72,63,325 | 50,34,800 | 54,66,000 | | Sector A TOTAL | 32,69,700 | 72,56,500 | 49,79,400 | 53,73,400 |
| Sector B | Agency Budget | | | | | Sector B | Agency Budget | | | | |
| BR01 | Grant -In- Aid State /Central Government Agency - Other Than Research | | | | | BP01 | Grant -In- Aid State /Central Government Agency - Other Than Research | | | | |
| BR01.106 | Receipt Of MCGM | | | | | | | | | | |
| BR01.106.001 | [7958] Receipt Of Grant | 1,21,400 | | 4,33,000 | 45,000 | | | | | | |
| | BR01.106 TOTAL | 1,21,400 | | 4,33,000 | 45,000 | | | | | | |
| | | | | | | BP01.113 | MCGM | | | | |
| | | | | | | BP01.113.001 | [7985] Salary & Hon (Staff Hiring) | 1,04,000 | | 1,96,000 | |
| | | | | | | BP01.113.002 | [7986] Field Work/TA,DA,/Source Material/Software/Database Etc | 15,400 | | 2,07,000 | |

| RECEIPTS | | | | | | EXPENDITURE | | | | | |
|--------------|---|---|------------------------------------|---|------------------------------------|--------------|---|---|------------------------------------|---|------------------------------------|
| ALIAS | PARTICULARS | Unaudited Figures For Year 2016 - 2017 | Budget Estimates 2017 - 2018 | Revised Budget Estimates 2017 - 2018 | Budget Estimates 2018 - 2019 | ALIAS | PARTICULARS | Unaudited Figures For Year 2016 - 2017 | Budget Estimates 2017 - 2018 | Revised Budget Estimates 2017 - 2018 | Budget Estimates 2018 - 2019 |
| | | | | | | BP01.113.003 | [7987] Contingency | 2,000 | | 30,000 | |
| | | | | | | BP01.113.004 | [7988] Institutional Overhead | | | | 45,000 |
| | | | | | | | BP01.113 TOTAL | 1,21,400 | | 4,33,000 | 45,000 |
| | BR01 TOTAL | 1,21,400 | | 4,33,000 | 45,000 | | BP01 TOTAL | 1,21,400 | | 4,33,000 | 45,000 |
| | | | | | | BP05 | Grant-In-Aid U G C - Capital | | | | |
| | | | | | | BP05.101 | Books & Journals | | | | |
| | | | | | | BP05.101.001 | [4341] Purchase Of Books & Journals | | | | |
| | | | | | | | BP05.101 TOTAL | | | | |
| | | | | | | BP05.102 | Equipments | | | | |
| | | | | | | BP05.102.001 | [4345] Purchase Of Equipments | | | | |
| | | | | | | | BP05.102 TOTAL | | | | |
| | | | | | | | BP05 TOTAL | | | | |
| | | | | | | BP07 | Grant-In-Aid U G C - Revenue | | | | |
| | | | | | | | -Development -Merged Schemes | | | | |
| | | | | | | BP07.201 | Salary Grant | | | | |
| | | | | | | BP07.201.001 | [4475] Salary Grant | | | | |
| | | | | | | | BP07.201 TOTAL | | | | |
| | | | | | | BP07.214 | Other Operational Expenditure | | | | |
| | | | | | | BP07.214.008 | [4548] Development Expenditure For Women Studies | | | | |
| | | | | | | BP07.214.009 | [4549] Books & Journals | | | | |
| | | | | | | BP07.214.010 | [4550] Contingency Expenditure | | | | |
| | | | | | | | BP07.214 TOTAL | | | | |
| | | | | | | | BP07 TOTAL | | | | |
| BR08 | Grant-In-Aid U G C - Other Than Plan - Revenue | | | | | BP08 | Grant-In-Aid U G C - Other Than Plan - Revenue | | | | |
| BR08.108 | Research Centre For Women's Studies | | | | | BP08.108 | Research Centre For Women's Studies | | | | |
| BR08.108.003 | [1277] Equipment & Furniture | 63,000 | | 2,00,000 | 5,00,000 | BP08.108.501 | [4636] Equipment & Furniture | 63,000 | | 2,00,000 | 5,00,000 |
| | BR08.108 TOTAL | 63,000 | | 2,00,000 | 5,00,000 | | BP08.108 TOTAL | 63,000 | | 2,00,000 | 5,00,000 |
| BR08.208 | Research Centre For Women's Studies | | | | | BP08.208 | Research Centre For Women's Studies | | | | |
| BR08.208.501 | [1266] Salary Grant | 25,20,000 | | 50,40,000 | 50,40,000 | BP08.208.501 | [4627] Salary Grant | 25,20,000 | | 50,40,000 | 50,40,000 |
| BR08.208.502 | [1267] Development Exrenditure For Women Studies (Ta/Da Etc) | 4,49,000 | | 6,30,000 | 6,30,000 | BP08.208.502 | [4628] Development Expenditure For Women Studies (Ta/Da Etc) | 4,49,000 | | 6,30,000 | 6,30,000 |
| BR08.208.503 | [1268] Books & Journals | 1,97,000 | | 3,15,000 | 3,15,000 | BP08.208.503 | [4629] Books & Journals | 1,97,000 | | 3,15,000 | 3,15,000 |
| BR08.208.504 | [1269] Contingency Exrenditure | 1,91,000 | | 3,15,000 | 3,15,000 | BP08.208.504 | [4630] Contingency Expenditure | 1,91,000 | | 3,15,000 | 3,15,000 |
| | BR08.208 TOTAL | 33,57,000 | | 63,00,000 | 63,00,000 | | BP08.208 TOTAL | 33,57,000 | | 63,00,000 | 63,00,000 |
| | BR08 TOTAL | 34,20,000 | | 65,00,000 | 68,00,000 | | BP08 TOTAL | 34,20,000 | | 65,00,000 | 68,00,000 |

| RECEIPTS | | | | | | EXPENDITURE | | | | | |
|----------|-------------------------|---|------------------------------------|---|------------------------------------|-------------|-------------------------|---|------------------------------------|---|------------------------------------|
| ALIAS | PARTICULARS | Unaudited Figures For Year 2016 - 2017 | Budget Estimates 2017 - 2018 | Revised Budget Estimates 2017 - 2018 | Budget Estimates 2018 - 2019 | ALIAS | PARTICULARS | Unaudited Figures For Year 2016 - 2017 | Budget Estimates 2017 - 2018 | Revised Budget Estimates 2017 - 2018 | Budget Estimates 2018 - 2019 |
| | Sector B TOTAL | 35,41,400 | | 69,33,000 | 68,45,000 | | Sector B TOTAL | 35,41,400 | | 69,33,000 | 68,45,000 |
| | 0013 Aided Total | 69,20,100 | 72,63,325 | 1,19,67,800 | 1,23,11,000 | | 0013 Aided Total | 68,11,100 | 72,56,500 | 1,19,12,400 | 1,22,18,400 |



0014 - Centre of Special Education, Santacruz, Mumbai (Aided)

(Old Aided Code : 1424)

| RECEIPTS | | | | | | EXPENDITURE | | | | | |
|--------------|---|---|------------------------------------|---|------------------------------------|--------------|---|---|------------------------------------|---|------------------------------------|
| ALIAS | PARTICULARS | Unaudited Figures For Year 2016 - 2017 | Budget Estimates 2017 - 2018 | Revised Budget Estimates 2017 - 2018 | Budget Estimates 2018 - 2019 | ALIAS | PARTICULARS | Unaudited Figures For Year 2016 - 2017 | Budget Estimates 2017 - 2018 | Revised Budget Estimates 2017 - 2018 | Budget Estimates 2018 - 2019 |
| Sector A | Capital And Revenue Receipt / Expenditure Budget | | | | | Sector A | Capital And Revenue Receipt / Expenditure Budget | | | | |
| | | | | | | AP09 | Hardware & Peripherals | | | | |
| | | | | | | AP09.101 | Development Exp. | | | | |
| | | | | | | AP09.101.001 | [3200] Purchase Of Computer | | 50,000 | | 40,000 |
| | | | | | | | AP09.101 TOTAL | | 50,000 | | 40,000 |
| | | | | | | | AP09 TOTAL | | 50,000 | | 40,000 |
| AR10 | Other Development Receipts | | | | | | | | | | |
| AR10.101 | Development Fees | | | | | | | | | | |
| AR10.101.001 | [0111] Development Fees From Student - Institute Share | 1,600 | 2,300 | 1,150 | 2,500 | | | | | | |
| | [0112] Development Fees From Student- University Share | 1,600 | 2,300 | 1,150 | 2,500 | | | | | | |
| | [0113] Development Fee | 3,200 | 4,600 | 2,300 | 5,000 | | | | | | |
| | AR10.101 TOTAL | 1,600 | 2,300 | 1,150 | 2,500 | | | | | | |
| | AR10 TOTAL | 1,600 | 2,300 | 1,150 | 2,500 | | | | | | |
| AR21 | Fees From Students & Colleges | | | | | AP21 | Academic & Activity Expenses | | | | |
| AR21.201 | Academic Receipts - University | | | | | AP21.201 | Academic Expenses | | | | |
| AR21.201.025 | [0208] Alumni Fees Net | | | 900 | 2,000 | AP21.201.001 | [3325] Admission Expenses | | 5,000 | 3,000 | 5,000 |
| AR21.201.027 | [0210] Centenary Fees Net | | | | | AP21.201.002 | [3326] Publications | | 2,000 | 2,000 | 2,000 |
| AR21.201.028 | [0211] Subject Association Fee Net | 600 | 900 | 500 | 1,000 | AP21.201.010 | [3334] Phd Entrance Test | | 2,000 | 2,000 | 2,000 |
| AR21.201.029 | [0212] Calandar Fee Net | | | 300 | 600 | AP21.201.011 | [3335] Prospectus Expenses | | 5,000 | 5,000 | 5,000 |
| | | | | | | AP21.201.012 | [3336] Forms Expenses | | 2,000 | 2,000 | 2,000 |
| | | | | | | AP21.201.013 | [3337] Syllabus Expenses | | 5,000 | 5,000 | 5,000 |
| | | | | | | AP21.201.014 | [3338] Diary Expenses | | 1,000 | 1,000 | 1,000 |
| | | | | | | AP21.201.023 | [3347] M. Ed Entrance Test | | | | |
| | AR21.201 TOTAL | 600 | 900 | 1,700 | 3,600 | | AP21.201 TOTAL | | 22,000 | 20,000 | 22,000 |
| AR21.202 | Academic Receipts -Institution | | | | | AP21.202 | Activity Expenses | | | | |
| AR21.202.001 | [0220] Admission Fee | 4,800 | 10,200 | 3,200 | 8,300 | AP21.202.001 | [3355] Gymkhana Expenses | | 5,000 | 5,000 | 5,000 |
| AR21.202.002 | [0221] Tution Fee | 84,500 | 1,68,500 | 51,000 | 1,55,000 | AP21.202.002 | [3356] Training Programme For Staff | | 5,000 | 5,000 | 5,000 |
| AR21.202.003 | [0222] Computer Training Fee | 5,500 | 9,000 | 4,500 | 10,000 | AP21.202.003 | [3357] Computer Training Expenses | | 5,000 | 5,000 | 5,000 |
| AR21.202.004 | [0223] Identity Card Fee | 400 | 700 | 300 | 700 | AP21.202.006 | [3360] Computer Lab Expenses | | 10,000 | 10,000 | 10,000 |
| | [0224] Diary Fee - Gross | 600 | 900 | 500 | 1,000 | AP21.202.012 | [3366] Field Visit Expenses | | | 3,900 | 4,000 |
| | [0225] Diary Fee - Less : 100% Transfer To University | 600 | 900 | 500 | 1,000 | AP21.202.016 | [3370] Enrichment Activity Expenses | | 2,000 | 2,000 | 2,000 |
| AR21.202.005 | [0226] Diary Fee - Net | | | | | AP21.202.023 | [3377] Dissertation Expenses | | 5,000 | 5,000 | 5,000 |

| RECEIPTS | | | | | | EXPENDITURE | | | | | |
|--------------|--|--|------------------------------|--------------------------------------|------------------------------|--------------|--|--|------------------------------|--------------------------------------|------------------------------|
| ALIAS | PARTICULARS | Unaudited Figures For Year 2016 - 2017 | Budget Estimates 2017 - 2018 | Revised Budget Estimates 2017 - 2018 | Budget Estimates 2018 - 2019 | ALIAS | PARTICULARS | Unaudited Figures For Year 2016 - 2017 | Budget Estimates 2017 - 2018 | Revised Budget Estimates 2017 - 2018 | Budget Estimates 2018 - 2019 |
| AR21.202.006 | [0227] E-Suvidha Fee - Gross | 600 | 900 | 500 | 1,000 | AP21.202.029 | [3383] Material For Daily Practices Expenses | | 2,000 | 2,000 | 2,000 |
| | [0228] E-Suvidha - Less : 100% Transfer To University | 600 | 900 | 500 | 1,000 | AP21.202.030 | [3384] Binding Charges | | 2,000 | 1,000 | 2,000 |
| | [0229] E-Suvidha - Net | | | | | AP21.202.033 | [3387] Entertainment Expenses | | 5,000 | 5,000 | 5,000 |
| AR21.202.007 | [0230] Students Welfare Fee - Gross | 900 | 1,400 | 700 | 1,500 | AP21.202.045 | [3398] Psy. Education. Test | | 50,000 | 20,000 | 50,000 |
| | [0231] Students Welfare Fee -Less : Transfer To University | 900 | 1,400 | 700 | 1,500 | AP21.202.046 | [3399] Practical Work/ Practice Of Teaching | | | 8,300 | 8,000 |
| | [0232] Students Welfare Fee - Net | | | | | AP21.202.051 | [3404] R.C.I Recognition | | | 35,000 | 40,000 |
| AR21.202.008 | [0233] Medical Fee - Gross | 400 | 700 | 350 | 700 | | | | | | |
| | [0234] Medical Fee-Less : Transfer To University | 400 | 700 | 700 | 1,500 | | | | | | |
| | [0235] Medical Fee - Net | | | | | | | | | | |
| AR21.202.009 | [0236] Sports Fee - Gross | 1,100 | 1,800 | 900 | 2,000 | | | | | | |
| | [0237] Sports Fee -Less : Transfer To University | 1,100 | 1,800 | 900 | 2,000 | | | | | | |
| | [0238] Sports Fee - Net | | | | | | | | | | |
| AR21.202.010 | [0239] Disaster Management Fee - Gross | 100 | 180 | 100 | 200 | | | | | | |
| | [0240] Disaster Management Fee -Less : 100% Transfer To University | 100 | 180 | 100 | 200 | | | | | | |
| | [0241] Disaster Management Fee - Net | | | | | | | | | | |
| AR21.202.011 | [0242] Ashwamedh/ Avishkar/ Indradhanushya Fee - Gross | 300 | 540 | 300 | 600 | | | | | | |
| | [0243] Ashwamedh/ Avishkar/ Indradhanushya Fee -Less : 100% Transfer To University | 300 | 540 | 300 | 600 | | | | | | |
| | [0244] Ashwamedh/ Avishkar/ Indradhanushya Fee - Net | | | | | | | | | | |
| AR21.202.012 | [0245] Eligibility Fee -Gross | 2,000 | 3,750 | 1,500 | 5,000 | | | | | | |
| | [0246] Eligibility Fee -Less : 100% Transfer To University | 2,000 | 3,750 | 1,500 | 5,000 | | | | | | |
| | [0247] Eligibility Fee -Net | | | | | | | | | | |
| AR21.202.013 | [0248] Enrolment Fee - Gross | 2,000 | 3,750 | 1,500 | 5,000 | | | | | | |
| | [0249] Enrolment Fee - Less : 100% Transfer To University | 2,000 | 3,750 | 1,500 | 2,500 | | | | | | |
| | [0250] Enrolment Fee - Net | | | | | | | | | | |
| AR21.202.014 | [0251] Examinations - Gross | 17,600 | 28,800 | 15,200 | 22,000 | | | | | | |
| | [0252] Examinations -Less :Transfer To University | 17,600 | 28,800 | 18,400 | 32,000 | | | | | | |
| | [0253] Examinations Fee- Net | | | | | | | | | | |
| AR21.202.017 | [6304] Convocation Fee - Gross | 3,600 | 6,750 | 2,700 | 9,000 | | | | | | |
| | [6305] Convocation Fee -Less : 100% Transfer To University | 3,600 | 6,750 | 2,700 | 9,000 | | | | | | |
| | [6306] Convocation Fee - Net | | | | | | | | | | |

| RECEIPTS | | | | | | EXPENDITURE | | | | | |
|--------------|--|--|------------------------------|--------------------------------------|------------------------------|--------------|--|--|------------------------------|--------------------------------------|------------------------------|
| ALIAS | PARTICULARS | Unaudited Figures For Year 2016 - 2017 | Budget Estimates 2017 - 2018 | Revised Budget Estimates 2017 - 2018 | Budget Estimates 2018 - 2019 | ALIAS | PARTICULARS | Unaudited Figures For Year 2016 - 2017 | Budget Estimates 2017 - 2018 | Revised Budget Estimates 2017 - 2018 | Budget Estimates 2018 - 2019 |
| | [6307] Library Fee - Gross | 11,000 | 18,000 | 9,000 | 20,000 | | | | | | |
| | [6308] Library Fee -Less : 100% Transfer To University Library | 11,000 | 18,000 | 9,000 | 20,000 | | | | | | |
| AR21.202.018 | [6309] Library Fee - Net | | | | | | | | | | |
| AR21.202.019 | [6312] College Library Fee - - Net | 23,000 | 44,000 | 15,000 | 50,000 | | | | | | |
| | [6321] Dissertation Fee - Gross | | | 15,000 | 50,000 | | | | | | |
| | AR21.202 TOTAL | 1,18,200 | 2,32,400 | 74,000 | 2,24,000 | | AP21.202 TOTAL | | 91,000 | 1,07,200 | 1,43,000 |
| AR21.203 | Activity Fees | | | | | AP21.203 | Examination Expenses | | | | |
| AR21.203.001 | [0260] Gymkhana Fee | | | 3,800 | 7,500 | AP21.203.001 | [3470] Printing | | 5,000 | 5,000 | 5,000 |
| AR21.203.002 | [0261] Laboratory Fee | 2,10,000 | 3,50,000 | | | AP21.203.002 | [3471] Stationery | | 2,000 | 6,300 | 6,000 |
| AR21.203.003 | [0262] Laboratory Breakages | | | | | AP21.203.005 | [3474] Ph.D Remuneration Expenses | | 2,000 | 2,000 | 2,000 |
| AR21.203.004 | [0263] Internship Fee | 12,000 | 26,000 | 6,000 | 20,000 | AP21.203.010 | [3479] Post & Courier Charges | | | | |
| AR21.203.057 | [0316] Lab Deposit | | | | | AP21.203.018 | [3487] Other Contingent Expenses | | 2,000 | 2,000 | 2,000 |
| AR21.203.060 | [0319] Case Study / Case Work | 18,000 | 39,000 | 9,000 | 30,000 | AP21.203.029 | [3498] Xeroxing Charges (AP21.203) | | | 6,700 | 7,000 |
| AR21.203.061 | [0320] Assessment Fees | 30,000 | 65,000 | | 50,000 | | | | | | |
| AR21.203.094 | [0353] Psychology Lab Fees | | | 1,68,000 | 3,80,000 | | | | | | |
| AR21.203.096 | [0355] Insurance Fees | 300 | 400 | 200 | 500 | | | | | | |
| | AR21.203 TOTAL | 2,70,300 | 4,80,400 | 1,87,000 | 4,88,000 | | AP21.203 TOTAL | | 11,000 | 22,000 | 22,000 |
| AR21.204 | Examination Fees | | | | | | | | | | |
| AR21.204.007 | [0377] Passing Certificate Fees | 1,200 | 2,250 | 900 | 3,000 | | | | | | |
| | AR21.204 TOTAL | 1,200 | 2,250 | 900 | 3,000 | | | | | | |
| | | | | | | AP21.206 | Seminars & Conferences | | | | |
| | | | | | | AP21.206.001 | [3515] Seminar Publication | | 10,000 | | 10,000 |
| | | | | | | | AP21.206 TOTAL | | 10,000 | | 10,000 |
| AR21.207 | Other Fee | | | | | | | | | | |
| AR21.207.001 | [0411] Aptitude Fee | | | | | | | | | | |
| AR21.207.002 | [0412] Fine/ Miscellaneous Fee | 6,800 | 13,800 | 3,900 | | | | | | | |
| AR21.207.003 | [0413] Magazine Fee | | | | | | | | | | |
| AR21.207.004 | [0414] Co Curricular Fee | 8,500 | 15,500 | 6,000 | 10,000 | | | | | | |
| AR21.207.005 | [0415] Transportation Fee | | | | | | | | | | |
| AR21.207.006 | [0416] Annual Field Work/ Educational/ Industrial Visit Fee | 34,000 | 52,000 | 24,000 | 80,000 | | | | | | |
| AR21.207.007 | [0417] Project Fee | 6,000 | 13,000 | 3,000 | 10,000 | | | | | | |
| AR21.207.009 | [0419] Transcript Charge (Income) | | | | | | | | | | |
| | AR21.207 TOTAL | 55,300 | 94,300 | 36,900 | 1,00,000 | | | | | | |
| | | | | | | AP21.209 | Students' Welfare , Sports & Cultural Activities Expenses | | | | |
| | | | | | | AP21.209.001 | [3550] Annual Social /Cultural | | 5,000 | 5,000 | 5,000 |
| | | | | | | AP21.209.013 | [3562] Workshops & Seminars Expenses | | 15,000 | 10,000 | 10,000 |
| | | | | | | | AP21.209 TOTAL | | 20,000 | 15,000 | 15,000 |

| RECEIPTS | | | | | | EXPENDITURE | | | | | |
|----------|-------------------|--|------------------------------|--------------------------------------|------------------------------|--------------|--|--|------------------------------|--------------------------------------|------------------------------|
| ALIAS | PARTICULARS | Unaudited Figures For Year 2016 - 2017 | Budget Estimates 2017 - 2018 | Revised Budget Estimates 2017 - 2018 | Budget Estimates 2018 - 2019 | ALIAS | PARTICULARS | Unaudited Figures For Year 2016 - 2017 | Budget Estimates 2017 - 2018 | Revised Budget Estimates 2017 - 2018 | Budget Estimates 2018 - 2019 |
| | AR21 TOTAL | 4,45,600 | 8,10,250 | 3,00,500 | 8,18,600 | | AP21 TOTAL | | 1,54,000 | 1,64,200 | 2,12,000 |
| | | | | | | AP22 | Administrative & General Expenses | | | | |
| | | | | | | AP22.201 | Administrative Expenses | | | | |
| | | | | | | AP22.201.002 | [3602] Printing | | 5,000 | 5,000 | 5,000 |
| | | | | | | AP22.201.003 | [3603] Stationery | | 2,000 | 3,100 | 3,000 |
| | | | | | | AP22.201.005 | [3605] Xeroxing Charges | | 5,000 | 5,000 | 5,000 |
| | | | | | | AP22.201.006 | [3606] Electricity And Power | | 20,000 | 15,100 | 20,000 |
| | | | | | | AP22.201.007 | [3607] Telephone And Internet Charges | | 10,000 | 500 | 10,000 |
| | | | | | | AP22.201.008 | [3608] Postage , Telegram & Courier Charges | | 1,000 | 1,000 | 1,000 |
| | | | | | | AP22.201.011 | [3611] Meeting Expenses | | 2,000 | 2,000 | 2,000 |
| | | | | | | AP22.201.012 | [3612] Membership / Subscription Expenses | | 30,000 | 10,000 | 20,000 |
| | | | | | | AP22.201.013 | [3613] Contingency Expenses | | 5,000 | 5,000 | 5,000 |
| | | | | | | AP22.201.014 | [3614] News Paper, Periodicals (Magaziens & Journals) | | 2,000 | 2,000 | 2,000 |
| | | | | | | AP22.201.016 | [3616] Sanitary Materials | | | | |
| | | | | | | AP22.201.018 | [3618] Staff Welfare Expenses | | 5,000 | 5,000 | 5,000 |
| | | | | | | AP22.201.020 | [3620] Labour Charges | | 2,000 | 2,000 | 2,000 |
| | | | | | | AP22.201.021 | [3621] Pest Control | | 5,000 | 5,000 | 5,000 |
| | | | | | | AP22.201.022 | [3622] Bank Charges | | 1,000 | 1,000 | 1,000 |
| | | | | | | AP22.201.023 | [3623] Miscellaneous Expenses | | 5,000 | 3,000 | 5,000 |
| | | | | | | AP22.201.024 | [3624] Statutory Audit Charges | | 20,000 | | 20,000 |
| | | | | | | AP22.201.025 | [3625] Internal Audit Charges | | 20,000 | | 20,000 |
| | | | | | | AP22.201.028 | [3628] Outsourcing Account Work | | | | |
| | | | | | | | AP22.201 TOTAL | | 1,40,000 | 64,700 | 1,31,000 |
| | | | | | | AP22.202 | Travelling And Transportation Expenses | | | | |
| | | | | | | AP22.202.001 | [3645] Ta/Da Expenses Staff | | 5,000 | 9,500 | 10,000 |
| | | | | | | | AP22.202 TOTAL | | 5,000 | 9,500 | 10,000 |
| | | | | | | AP22.204 | Outsource Services | | | | |
| | | | | | | AP22.204.001 | [3665] House Keeping Services | | 10,000 | | 10,000 |
| | | | | | | AP22.204.006 | [3670] Other Services | | 10,000 | | 10,000 |
| | | | | | | | AP22.204 TOTAL | | 20,000 | | 20,000 |
| | | | | | | AP22.205 | Repairs And Maintenance | | | | |
| | | | | | | AP22.205.002 | [3676] Maintenance Of Furniture & Fixture | | 25,000 | 10,000 | 25,000 |
| | | | | | | AP22.205.003 | [3677] Maintenance Of Electric Installation | | 2,000 | 2,000 | 2,000 |
| | | | | | | AP22.205.007 | [3681] Maintenance Of Telephone | | 1,000 | 1,000 | 1,000 |
| | | | | | | AP22.205.010 | [3684] Antivirus Software | | 5,000 | 5,000 | 5,000 |
| | | | | | | AP22.205.030 | [3704] Maintenance Of Computer | | 10,000 | 10,000 | 10,000 |
| | | | | | | | AP22.205 TOTAL | | 43,000 | 28,000 | 43,000 |

| RECEIPTS | | | | | | EXPENDITURE | | | | | |
|--------------|---|---|------------------------------------|---|------------------------------------|--------------|---|---|------------------------------------|---|------------------------------------|
| ALIAS | PARTICULARS | Unaudited Figures For Year 2016 - 2017 | Budget Estimates 2017 - 2018 | Revised Budget Estimates 2017 - 2018 | Budget Estimates 2018 - 2019 | ALIAS | PARTICULARS | Unaudited Figures For Year 2016 - 2017 | Budget Estimates 2017 - 2018 | Revised Budget Estimates 2017 - 2018 | Budget Estimates 2018 - 2019 |
| | | | | | | AP22.206 | Other Expenses | | | | |
| | | | | | | AP22.206.002 | [3711] Irrecoverable Balances Written-Off | | 5,000 | 1,500 | 1,500 |
| | | | | | | AP22.206.004 | [3713] Hospitality & Sumptuary Expenses | | 5,000 | 5,000 | 5,000 |
| | | | | | | | AP22.206 TOTAL | | 10,000 | 6,500 | 6,500 |
| | | | | | | | AP22 TOTAL | | 2,18,000 | 1,08,700 | 2,10,500 |
| | | | | | | AP31 | Staff Payments & Benefits | | | | |
| | | | | | | AP31.201 | Aided Salaries (Teaching Staff Approved Under Sps) | | | | |
| | | | | | | AP31.201.001 | [3750] Pay & Allowances | | | | |
| | | | | | | AP31.201.002 | [3751] Clock Hour Basis / Consolidated | | | | |
| | | | | | | | AP31.201 TOTAL | | | | |
| | | | | | | AP31.204 | Unaided Salaries (Teaching Staff) | | | | |
| | | | | | | AP31.204.001 | [3780] Pay & Allowances | | | 30,000 | 1,00,000 |
| | | | | | | AP31.204.002 | [3781] Clock Hour Basis / Consolidated | | | | |
| | | | | | | AP31.204.006 | [3785] Visiting Faculty Teaching | | 20,000 | 4,500 | 20,000 |
| | | | | | | | AP31.204 TOTAL | | 20,000 | 34,500 | 1,20,000 |
| | | | | | | AP31.205 | Un Aided Non Teaching | | | | |
| | | | | | | AP31.205.002 | [3801] Clock Hour Basis / Consolidated | | 30,000 | 15,000 | 30,000 |
| | | | | | | AP31.205.007 | [3806] Overtime | | 5,000 | 5,000 | 5,000 |
| | | | | | | AP31.205.008 | [3807] Temp. Non Teaching Staff | | 50,000 | 18,400 | 25,000 |
| | | | | | | | AP31.205 TOTAL | | 85,000 | 38,400 | 60,000 |
| | | | | | | | AP31 TOTAL | | 1,05,000 | 72,900 | 1,80,000 |
| AR32 | Other Income | | | | | | | | | | |
| AR32.208 | Miscellaneous Receipts | | | | | | | | | | |
| AR32.208.008 | [0567] Any Other Income | 1,00,225 | | 17,000 | 30,000 | | | | | | |
| | AR32.208 TOTAL | 1,00,225 | | 17,000 | 30,000 | | | | | | |
| | AR32 TOTAL | 1,00,225 | | 17,000 | 30,000 | | | | | | |
| AR33 | Income From Investments | | | | | | | | | | |
| AR33.202 | Investment From University Fund | | | | | | | | | | |
| AR33.202.007 | [0627] Interest On Term Deposits With Bank | | | | | | | | | | |
| | AR33.202 TOTAL | | | | | | | | | | |
| | AR33 TOTAL | | | | | | | | | | |
| AR34 | Sale Of Publications | | | | | | | | | | |
| AR34.203 | Sale Of Prospectus & Admission Forms | | | | | | | | | | |
| AR34.203.001 | [0645] Sale Of Prospectus & Admission Forms | 6,700 | 10,000 | 27,600 | 30,000 | | | | | | |

| RECEIPTS | | | | | | EXPENDITURE | | | | | |
|--------------|--------------------------------------|--|------------------------------|--------------------------------------|------------------------------|--------------|-------------------------------------|--|------------------------------|--------------------------------------|------------------------------|
| ALIAS | PARTICULARS | Unaudited Figures For Year 2016 - 2017 | Budget Estimates 2017 - 2018 | Revised Budget Estimates 2017 - 2018 | Budget Estimates 2018 - 2019 | ALIAS | PARTICULARS | Unaudited Figures For Year 2016 - 2017 | Budget Estimates 2017 - 2018 | Revised Budget Estimates 2017 - 2018 | Budget Estimates 2018 - 2019 |
| | AR34.203 TOTAL | 6,700 | 10,000 | 27,600 | 30,000 | | | | | | |
| | AR34 TOTAL | 6,700 | 10,000 | 27,600 | 30,000 | | | | | | |
| | Sector A TOTAL | 5,54,125 | 8,22,550 | 3,46,250 | 8,81,100 | | Sector A TOTAL | | 5,27,000 | 3,45,800 | 6,42,500 |
| Sector D | Deposits And Advances Budget | | | | | Sector D | Deposits And Advances Budget | | | | |
| DR01 | Students Related Deposits | | | | | DP01 | Students Related Deposits | | | | |
| DR01.301 | Library Deposit | | | | | DP01.301 | Library Deposit | | | | |
| DR01.301.001 | [2105] Receipts Of Deposit | 16,500 | 27,000 | 13,500 | 30,000 | DP01.301.001 | [5291] Refund Of Deposit | 16,500 | 27,000 | 13,500 | 30,000 |
| | DR01.301 TOTAL | 16,500 | 27,000 | 13,500 | 30,000 | | DP01.301 TOTAL | 16,500 | 27,000 | 13,500 | 30,000 |
| DR01.306 | Caution Maoney Deposit | | | | | DP01.306 | Caution Maoney Deposit | | | | |
| DR01.306.001 | [2171] Caution Money Deposit(refund) | 1,100 | 1,800 | 900 | 2,000 | DP01.306.001 | [5320] Refund Of Deposit | 1,100 | 1,800 | 900 | 2,000 |
| | DR01.306 TOTAL | 1,100 | 1,800 | 900 | 2,000 | | DP01.306 TOTAL | 1,100 | 1,800 | 900 | 2,000 |
| | DR01 TOTAL | 17,600 | 28,800 | 14,400 | 32,000 | | DP01 TOTAL | 17,600 | 28,800 | 14,400 | 32,000 |
| | Sector D TOTAL | 17,600 | 28,800 | 14,400 | 32,000 | | Sector D TOTAL | 17,600 | 28,800 | 14,400 | 32,000 |
| | 0014 Aided Total | 5,71,725 | 8,51,350 | 3,60,650 | 9,13,100 | | 0014 Aided Total | 17,600 | 5,55,800 | 3,60,200 | 6,74,500 |



0050 - Post Graduate Department of Computer Science, Santacruz, Mumbai (Aided)

(Old Aided Code : 1443)

| RECEIPTS | | | | | | EXPENDITURE | | | | | |
|--------------|--|--|------------------------------|--------------------------------------|------------------------------|--------------|---|--|------------------------------|--------------------------------------|------------------------------|
| ALIAS | PARTICULARS | Unaudited Figures For Year 2016 - 2017 | Budget Estimates 2017 - 2018 | Revised Budget Estimates 2017 - 2018 | Budget Estimates 2018 - 2019 | ALIAS | PARTICULARS | Unaudited Figures For Year 2016 - 2017 | Budget Estimates 2017 - 2018 | Revised Budget Estimates 2017 - 2018 | Budget Estimates 2018 - 2019 |
| Sector A | Capital And Revenue Receipt / Expenditure Budget | | | | | Sector A | Capital And Revenue Receipt / Expenditure Budget | | | | |
| AR10 | Other Development Receipts | | | | | | | | | | |
| AR10.101 | Development Fees | | | | | | | | | | |
| AR10.101.001 | [0111] Development Fees From Student - Institute Share | | 1,250 | 250 | 1,250 | | | | | | |
| | [0112] Development Fees From Student-University Share | | | 250 | 1,250 | | | | | | |
| | [0113] Development Fee | | | 500 | 2,500 | | | | | | |
| | AR10.101 TOTAL | | 1,250 | 250 | 1,250 | | | | | | |
| | AR10 TOTAL | | 1,250 | 250 | 1,250 | | | | | | |
| AR21 | Fees From Students & Colleges | | | | | AP21 | Academic & Activity Expenses | | | | |
| AR21.201 | Academic Receipts - University | | | | | AP21.201 | Academic Expenses | | | | |
| AR21.201.025 | [0208] Alumni Fees Net | | | 200 | 500 | AP21.201.004 | [3328] Student Welfare Expenses/ Student Council Expenses | | | | |
| | | | | | | AP21.201.016 | [3340] Identity Card Expenses | | 500 | | 500 |
| | AR21.201 TOTAL | | | 200 | 500 | | AP21.201 TOTAL | | 500 | | 500 |
| AR21.202 | Academic Receipts -Institution | | | | | AP21.202 | Activity Expenses | | | | |
| AR21.202.001 | [0220] Admission Fee | | 1,150 | 500 | 1,150 | AP21.202.001 | [3355] Gymkhana Expenses | | 500 | 500 | 500 |
| AR21.202.002 | [0221] Tution Fee | | 88,500 | 35,400 | 88,500 | AP21.202.002 | [3356] Training Programme For Staff | | | | |
| AR21.202.003 | [0222] Computer Training Fee | | | | | AP21.202.003 | [3357] Computer Training Expenses | | | | |
| AR21.202.004 | [0223] Identity Card Fee | | 175 | 70 | 175 | AP21.202.020 | [3374] Internship Expenses | | | | |
| | [0224] Diary Fee - Gross | | | | | | | | | | |
| | [0225] Diary Fee - Less : 100% Transfer To University | | | | | | | | | | |
| AR21.202.005 | [0226] Diary Fee - Net | | | | | | | | | | |
| | [0227] E-Suvidha Fee - Gross | | 250 | 100 | 250 | | | | | | |
| | [0228] E-Suvidha - Less : 100% Transfer To University | | 250 | | | | | | | | |
| AR21.202.006 | [0229] E-Suvidha - Net | | | | | | | | | | |
| | [0230] Students Welfare Fee - Gross | | 375 | 150 | 375 | | | | | | |
| | [0231] Students Welfare Fee -Less : Transfer To University | | 375 | | | | | | | | |
| AR21.202.007 | [0232] Students Welfare Fee - Net | | | | | | | | | | |
| | [0233] Medical Fee - Gross | | 175 | 70 | 175 | | | | | | |
| | [0234] Medical Fee-Less : Transfer To University | | 175 | | | | | | | | |
| AR21.202.008 | [0235] Medical Fee - Net | | | | | | | | | | |

| RECEIPTS | | | | | | EXPENDITURE | | | | | |
|--------------|--|---|------------------------------------|---|------------------------------------|-------------|-------------|---|------------------------------------|---|------------------------------------|
| ALIAS | PARTICULARS | Unaudited Figures For Year 2016 - 2017 | Budget Estimates 2017 - 2018 | Revised Budget Estimates 2017 - 2018 | Budget Estimates 2018 - 2019 | ALIAS | PARTICULARS | Unaudited Figures For Year 2016 - 2017 | Budget Estimates 2017 - 2018 | Revised Budget Estimates 2017 - 2018 | Budget Estimates 2018 - 2019 |
| AR21.202.009 | [0236] Sports Fee - Gross | | 500 | 200 | 500 | | | | | | |
| | [0237] Sports Fee -Less : Transfer To University | | 500 | | | | | | | | |
| | [0238] Sports Fee - Net | | | | | | | | | | |
| AR21.202.010 | [0239] Disaster Management Fee - Gross | | 50 | 20 | 50 | | | | | | |
| | [0240] Disaster Management Fee -Less : 100% Transfer To University | | 50 | | | | | | | | |
| | [0241] Disaster Management Fee - Net | | | | | | | | | | |
| AR21.202.011 | [0242] Ashwamedh/ Avishkar/ Indradhanushya Fee - Gross | | 150 | 60 | 150 | | | | | | |
| | [0243] Ashwamedh/ Avishkar/ Indradhanushya Fee -Less : 100% Transfer To University | | 150 | | | | | | | | |
| | [0244] Ashwamedh/ Avishkar/ Indradhanushya Fee - Net | | | | | | | | | | |
| AR21.202.012 | [0245] Eligibility Fee -Gross | | 1,250 | 500 | 1,250 | | | | | | |
| | [0246] Eligibility Fee -Less : 100% Transfer To University | | 1,250 | | | | | | | | |
| | [0247] Eligibility Fee -Net | | | | | | | | | | |
| AR21.202.013 | [0248] Enrolment Fee - Gross | | 1,250 | 500 | 1,250 | | | | | | |
| | [0249] Enrolment Fee - Less : 100% Transfer To University | | 1,250 | | | | | | | | |
| | [0250] Enrolment Fee - Net | | | | | | | | | | |
| AR21.202.014 | [0251] Examinations - Gross | | 8,000 | 3,200 | 8,000 | | | | | | |
| | [0252] Examinations -Less :Transfer To University | | 8,000 | | | | | | | | |
| | [0253] Examinations Fee- Net | | | | | | | | | | |
| AR21.202.015 | [0254] Practical Examination Fees - Gross | | 3,500 | 1,400 | 3,500 | | | | | | |
| | [6300] Practical Examinations Fee-Less : Transfer To University | | 3,500 | | | | | | | | |
| | [6301] Practical Examinations Fee - Net | | | | | | | | | | |
| AR21.202.017 | [6302] Other Examination Fee - Gross | | | | | | | | | | |
| | [6340] Other Examination Fee -Less : Transfer To University | | | | | | | | | | |
| | [6304] Convocation Fee - Gross | | 2,250 | 900 | 2,250 | | | | | | |
| AR21.202.018 | [6305] Convocation Fee -Less : 100% Transfer To University | | | | | | | | | | |
| | [6306] Convocation Fee - Net | | | | | | | | | | |
| | [6307] Library Fee - Gross | | 5,000 | 2,000 | 5,000 | | | | | | |
| AR21.202.018 | [6308] Library Fee -Less : 100% Transfer To University Library | | | | | | | | | | |
| | [6309] Library Fee - Net | | | | | | | | | | |
| | [6327] Association Fee - Gross | | | 100 | 250 | | | | | | |

| RECEIPTS | | | | | | EXPENDITURE | | | | | |
|--------------|---------------------------------|--|------------------------------|--------------------------------------|------------------------------|--------------|--|--|------------------------------|--------------------------------------|------------------------------|
| ALIAS | PARTICULARS | Unaudited Figures For Year 2016 - 2017 | Budget Estimates 2017 - 2018 | Revised Budget Estimates 2017 - 2018 | Budget Estimates 2018 - 2019 | ALIAS | PARTICULARS | Unaudited Figures For Year 2016 - 2017 | Budget Estimates 2017 - 2018 | Revised Budget Estimates 2017 - 2018 | Budget Estimates 2018 - 2019 |
| AR21.202.032 | [6344] Department Alumni Fee | | | | | | | | | | |
| AR21.202.501 | [6335] Student Insurance Policy | | | 50 | 220 | | | | | | |
| | AR21.202 TOTAL | | 89,825 | 36,020 | 90,045 | | AP21.202 TOTAL | | 500 | 500 | 500 |
| AR21.203 | Activity Fees | | | | | AP21.203 | Examination Expenses | | | | |
| AR21.203.001 | [0260] Gymkhana Fee | | 2,500 | 1,000 | 2,500 | AP21.203.001 | [3470] Printing | | 500 | 500 | 1,000 |
| AR21.203.004 | [0263] Internship Fee | | 2,500 | 1,000 | 2,500 | AP21.203.002 | [3471] Stationery | | 1,000 | 1,000 | 2,000 |
| AR21.203.023 | [0282] Department Activity Fee | | 500 | 200 | 500 | AP21.203.003 | [3472] Printing Of Answer Books | | | | |
| AR21.203.056 | [0315] Computer Fees | | 12,500 | 5,000 | 12,500 | AP21.203.004 | [3473] Printing Of Question Papers | | | | |
| AR21.203.097 | [0356] Internal Activity Fees | | 7,500 | 3,000 | 7,500 | AP21.203.005 | [3474] Ph.D Remuneration Expenses | | | | |
| | | | | | | AP21.203.006 | [3475] Examination Remuneration | | | | |
| | | | | | | AP21.203.007 | [3476] Marksheet Expenses | | | | |
| | AR21.203 TOTAL | | 25,500 | 10,200 | 25,500 | | AP21.203 TOTAL | | 1,500 | 1,500 | 3,000 |
| AR21.204 | Examination Fees | | | | | | | | | | |
| AR21.204.007 | [0377] Passing Certificate Fees | | 750 | 300 | 750 | | | | | | |
| | AR21.204 TOTAL | | 750 | 300 | 750 | | | | | | |
| AR21.207 | Other Fee | | | | | | | | | | |
| AR21.207.004 | [0414] Co Curricular Fee | | 250 | 560 | 1,150 | | | | | | |
| | AR21.207 TOTAL | | 250 | 560 | 1,150 | | | | | | |
| | | | | | | AP21.209 | Students' Welfare , Sports & Cultural Activities Expenses | | | | |
| | | | | | | AP21.209.001 | [3550] Annual Social /Cultural | | 500 | 500 | 500 |
| | | | | | | AP21.209.007 | [3556] Co-Curriculum Activity Expenses | | | | |
| | | | | | | | AP21.209 TOTAL | | 500 | 500 | 500 |
| | AR21 TOTAL | | 1,16,325 | 47,280 | 1,17,945 | | AP21 TOTAL | | 3,000 | 2,500 | 4,500 |
| | | | | | | AP22 | Administrative & General Expenses | | | | |
| | | | | | | AP22.201 | Administrative Expenses | | | | |
| | | | | | | AP22.201.001 | [3601] Advertisement And Publicity | | 25,000 | | 25,000 |
| | | | | | | AP22.201.002 | [3602] Printing | 2,050 | 3,000 | 1,000 | 3,000 |
| | | | | | | AP22.201.003 | [3603] Stationery | | 5,000 | 5,000 | 5,000 |
| | | | | | | AP22.201.004 | [3604] Paper For Printing | | | | |
| | | | | | | AP22.201.005 | [3605] Xeroxing Charges | | 1,000 | 1,000 | 1,000 |
| | | | | | | AP22.201.006 | [3606] Electricity And Power | | 1,000 | 5,000 | 25,000 |
| | | | | | | AP22.201.007 | [3607] Telephone And Internet Charges | | | | |
| | | | | | | AP22.201.008 | [3608] Postage , Telegram & Courier Charges | | 500 | 500 | 1,000 |
| | | | | | | AP22.201.010 | [3610] Professional Charges | | 10,000 | 10,000 | 10,000 |
| | | | | | | AP22.201.011 | [3611] Meeting Expenses | | | | |
| | | | | | | AP22.201.016 | [3616] Sanitary Materials | | | 1,200 | 1,500 |
| | | | | | | AP22.201.022 | [3622] Bank Charges | | 1,000 | 1,000 | 1,000 |

| RECEIPTS | | | | | | EXPENDITURE | | | | | |
|--------------|---|--|------------------------------|--------------------------------------|------------------------------|--------------|---|--|------------------------------|--------------------------------------|------------------------------|
| ALIAS | PARTICULARS | Unaudited Figures For Year 2016 - 2017 | Budget Estimates 2017 - 2018 | Revised Budget Estimates 2017 - 2018 | Budget Estimates 2018 - 2019 | ALIAS | PARTICULARS | Unaudited Figures For Year 2016 - 2017 | Budget Estimates 2017 - 2018 | Revised Budget Estimates 2017 - 2018 | Budget Estimates 2018 - 2019 |
| | | | | | | AP22.201.023 | [3623] Miscellaneous Expenses | | 500 | 1,600 | 500 |
| | | | | | | AP22.201.024 | [3624] Statutory Audit Charges | | 25,000 | 25,000 | 25,000 |
| | | | | | | AP22.201.025 | [3625] Internal Audit Charges | | 25,000 | 25,000 | 25,000 |
| | | | | | | AP22.201.028 | [3628] Outsourcing Account Work | | 5,000 | 5,000 | 5,000 |
| | | | | | | | AP22.201 TOTAL | 2,050 | 1,02,000 | 81,300 | 1,28,000 |
| | | | | | | AP22.202 | Travelling And Transportation Expenses | | | | |
| | | | | | | AP22.202.001 | [3645] Ta/Da Expenses Staff | | 1,000 | 1,000 | 1,000 |
| | | | | | | | AP22.202 TOTAL | | 1,000 | 1,000 | 1,000 |
| | | | | | | AP22.204 | Outsource Services | | | | |
| | | | | | | AP22.204.001 | [3665] House Keeping Services | | 5,000 | 6,000 | 8,000 |
| | | | | | | | AP22.204 TOTAL | | 5,000 | 6,000 | 8,000 |
| | | | | | | AP22.205 | Repairs And Maintenance | | | | |
| | | | | | | AP22.205.001 | [3675] Maintenance Of Office Equipments | | | | |
| | | | | | | AP22.205.002 | [3676] Maintenance Of Furniture & Fixture | | | | |
| | | | | | | AP22.205.004 | [3678] Maintenance Of Hardwares | | | | |
| | | | | | | AP22.205.005 | [3679] Maintenance Of Software | | | | |
| | | | | | | AP22.205.006 | [3680] Maintenance Of AC | | | 12,500 | |
| | | | | | | AP22.205.030 | [3704] Maintenance Of Computer | | 5,000 | 10,000 | 15,000 |
| | | | | | | | AP22.205 TOTAL | | 5,000 | 22,500 | 15,000 |
| | | | | | | AP22.206 | Other Expenses | | | | |
| | | | | | | AP22.206.008 | [3717] Any Other Contingent Expenses | | 500 | 500 | 500 |
| | | | | | | | AP22.206 TOTAL | | 500 | 500 | 500 |
| | | | | | | | AP22 TOTAL | 2,050 | 1,13,500 | 1,11,300 | 1,52,500 |
| AR31 | Salary Grants | | | | | AP31 | Staff Payments & Benefits | | | | |
| AR31.201 | State Government- Salary Grants (Non Teaching /Teaching Staff Under Sps) | | | | | AP31.201 | Aided Salaries (Teaching Staff Approved Under Sps) | | | | |
| AR31.201.001 | [0485] Salary Grant | 29,15,100 | 32,06,600 | 73,98,600 | 81,38,500 | AP31.201.001 | [3750] Pay & Allowances | 11,06,100 | 12,16,700 | 57,13,000 | 62,84,300 |
| | AR31.201 TOTAL | 29,15,100 | 32,06,600 | 73,98,600 | 81,38,500 | | AP31.201 TOTAL | 11,06,100 | 12,16,700 | 57,13,000 | 62,84,300 |
| | | | | | | AP31.202 | Aided Non Teaching | | | | |
| | | | | | | AP31.202.001 | [3760] Pay & Allowances | 18,09,000 | 19,89,900 | 16,85,600 | 18,54,200 |
| | | | | | | | AP31.202 TOTAL | 18,09,000 | 19,89,900 | 16,85,600 | 18,54,200 |
| | | | | | | AP31.204 | Unaided Salaries (Teaching Staff) | | | | |
| | | | | | | AP31.204.006 | [3785] Visiting Faculty Teaching | 25,000 | 25,000 | 25,000 | 25,000 |
| | | | | | | | AP31.204 TOTAL | 25,000 | 25,000 | 25,000 | 25,000 |
| | AR31 TOTAL | 29,15,100 | 32,06,600 | 73,98,600 | 81,38,500 | | AP31 TOTAL | 29,15,100 | 32,31,600 | 74,23,600 | 81,63,500 |
| AR32 | Other Income | | | | | | | | | | |
| AR32.202 | Interest On Saving Accounts | | | | | | | | | | |
| AR32.202.001 | [0520] Interest On Saving Bank Account | 15,500 | 25,000 | 50,000 | 25,000 | | | | | | |

| RECEIPTS | | | | | | EXPENDITURE | | | | | |
|--------------|--|---|------------------------------------|---|------------------------------------|--------------|-------------------------------------|---|------------------------------------|---|------------------------------------|
| ALIAS | PARTICULARS | Unaudited Figures For Year 2016 - 2017 | Budget Estimates 2017 - 2018 | Revised Budget Estimates 2017 - 2018 | Budget Estimates 2018 - 2019 | ALIAS | PARTICULARS | Unaudited Figures For Year 2016 - 2017 | Budget Estimates 2017 - 2018 | Revised Budget Estimates 2017 - 2018 | Budget Estimates 2018 - 2019 |
| | AR32.202 TOTAL | 15,500 | 25,000 | 50,000 | 25,000 | | | | | | |
| | AR32 TOTAL | 15,500 | 25,000 | 50,000 | 25,000 | | | | | | |
| AR33 | Income From Investments | | | | | | | | | | |
| AR33.202 | Investment From University Fund | | | | | | | | | | |
| AR33.202.007 | [0627] Interest On Term Deposits With Bank | | 50,000 | 50,000 | 50,000 | | | | | | |
| | AR33.202 TOTAL | | 50,000 | 50,000 | 50,000 | | | | | | |
| | AR33 TOTAL | | 50,000 | 50,000 | 50,000 | | | | | | |
| | Sector A TOTAL | 29,30,600 | 33,99,175 | 75,46,130 | 83,32,695 | | Sector A TOTAL | 29,17,150 | 33,48,100 | 75,37,400 | 83,20,500 |
| Sector D | Deposits And Advances Budget | | | | | Sector D | Deposits And Advances Budget | | | | |
| DR01 | Students Related Deposits | | | | | DP01 | Students Related Deposits | | | | |
| DR01.301 | Library Deposit | | | | | DP01.301 | Library Deposit | | | | |
| DR01.301.001 | [2105] Receipts Of Deposit | | 7,500 | 3,000 | 7,500 | DP01.301.001 | [5291] Refund Of Deposit | | 7,500 | 3,000 | 7,500 |
| | DR01.301 TOTAL | | 7,500 | 3,000 | 7,500 | | DP01.301 TOTAL | | 7,500 | 3,000 | 7,500 |
| DR01.306 | Caution Maoney Deposit | | | | | DP01.306 | Caution Maoney Deposit | | | | |
| DP01.306.001 | [5320] Refund Of Deposit | | | | | DP01.306.001 | [5320] Refund Of Deposit | | 500 | 200 | 500 |
| DR01.306.001 | [2171] Caution Money Deposit(refund) | | 500 | 200 | 500 | | DP01.306 TOTAL | | 500 | 200 | 500 |
| | DR01.306 TOTAL | | 500 | 200 | 500 | | DP01 TOTAL | | 8,000 | 3,200 | 8,000 |
| | DR01 TOTAL | | 8,000 | 3,200 | 8,000 | | Sector D TOTAL | | 8,000 | 3,200 | 8,000 |
| | Sector D TOTAL | | 8,000 | 3,200 | 8,000 | | | | 8,000 | 3,200 | 8,000 |
| | 0050 Aided Total | 29,30,600 | 34,07,175 | 75,49,330 | 83,40,695 | | 0050 Aided Total | 29,17,150 | 33,56,100 | 75,40,600 | 83,28,500 |



0075 - Department of Education Management, Juhu, Mumbai (Aided)

(Old Aided Code : 1427)

| RECEIPTS | | | | | | EXPENDITURE | | | | | |
|----------|---|---|------------------------------------|---|------------------------------------|--------------|---|---|------------------------------------|---|------------------------------------|
| ALIAS | PARTICULARS | Unaudited Figures For Year 2016 - 2017 | Budget Estimates 2017 - 2018 | Revised Budget Estimates 2017 - 2018 | Budget Estimates 2018 - 2019 | ALIAS | PARTICULARS | Unaudited Figures For Year 2016 - 2017 | Budget Estimates 2017 - 2018 | Revised Budget Estimates 2017 - 2018 | Budget Estimates 2018 - 2019 |
| Sector A | Capital And Revenue Receipt / Expenditure Budget | | | | | Sector A | Capital And Revenue Receipt / Expenditure Budget | | | | |
| | | | | | | AP03 | Furniture & Fixtures | | | | |
| | | | | | | AP03.101 | Purchase Of Furniture & Fixtures | | | | |
| | | | | | | AP03.101.002 | [3056] Purchase Of Chairs & Boards | | 10,000 | | 10,000 |
| | | | | | | AP03.101.003 | [3057] Purchase Of Tables | | 10,000 | | 10,000 |
| | | | | | | | AP03.101 TOTAL | | 20,000 | | 20,000 |
| | | | | | | AP03.102 | Major Repairs To Furniture & Fixtures | | | | |
| | | | | | | AP03.102.001 | [3075] Major Repairs To Furniture & Fixtures | 600 | 5,000 | | 5,000 |
| | | | | | | | AP03.102 TOTAL | 600 | 5,000 | | 5,000 |
| | | | | | | | AP03 TOTAL | 600 | 25,000 | | 25,000 |
| | | | | | | AP04 | Equipments | | | | |
| | | | | | | AP04.101 | Purchase Of Equipments | | | | |
| | | | | | | AP04.101.003 | [3087] Purchase Of Equipment | | | | 50,000 |
| | | | | | | AP04.101.009 | [3093] Purchase Of Lcd | | 30,000 | 30,000 | 50,000 |
| | | | | | | AP04.101.013 | [3097] Purchase Of A. C. | | | | 50,000 |
| | | | | | | | AP04.101 TOTAL | | 30,000 | 30,000 | 1,50,000 |
| | | | | | | | AP04 TOTAL | | 30,000 | 30,000 | 1,50,000 |
| | | | | | | AP05 | Electrical Installation Work | | | | |
| | | | | | | AP05.101 | New Electrical Installation | | | | |
| | | | | | | AP05.101.002 | [3126] New Electrical Installation | | | | |
| | | | | | | | AP05.101 TOTAL | | | | |
| | | | | | | | AP05 TOTAL | | | | |
| | | | | | | AP07 | Books & Journals | | | | |
| | | | | | | AP07.101 | Purchase Of Books & Journals | | | | |
| | | | | | | AP07.101.001 | [3155] Purchase Of Books & Journals | | | 10,500 | 10,000 |
| | | | | | | | AP07.101 TOTAL | | | 10,500 | 10,000 |
| | | | | | | AP07.102 | Purchase Of E-Books & Journals | | | | |
| | | | | | | AP07.102.002 | [3166] Purchase Of E-Books & Journals | | | | |
| | | | | | | | AP07.102 TOTAL | | | | |
| | | | | | | | AP07 TOTAL | | | 10,500 | 10,000 |
| | | | | | | AP08 | Software & Development | | | | |
| | | | | | | AP08.103 | Upgradation Of Software | | | | |

| RECEIPTS | | | | | | EXPENDITURE | | | | | |
|--------------|--|---|------------------------------------|---|------------------------------------|--------------|---|---|------------------------------------|---|------------------------------------|
| ALIAS | PARTICULARS | Unaudited Figures For Year 2016 - 2017 | Budget Estimates 2017 - 2018 | Revised Budget Estimates 2017 - 2018 | Budget Estimates 2018 - 2019 | ALIAS | PARTICULARS | Unaudited Figures For Year 2016 - 2017 | Budget Estimates 2017 - 2018 | Revised Budget Estimates 2017 - 2018 | Budget Estimates 2018 - 2019 |
| | | | | | | AP08.103.004 | [3193] Upgradation Of Software | | | | |
| | | | | | | | AP08.103 TOTAL | | | | |
| | | | | | | | AP08 TOTAL | | | | |
| | | | | | | AP09 | Hardware & Peripherals | | | | |
| | | | | | | AP09.101 | Development Exp. | | | | |
| | | | | | | AP09.101.001 | [3200] Purchase Of Computer | | 70,000 | | 50,000 |
| | | | | | | AP09.101.003 | [3202] Purchase Of Laptop | | | 40,000 | 50,000 |
| | | | | | | AP09.101.006 | [3205] Purchase Of Printer | 8,000 | 10,000 | 10,600 | 10,000 |
| | | | | | | | AP09.101 TOTAL | 8,000 | 80,000 | 50,600 | 1,10,000 |
| | | | | | | | AP09 TOTAL | 8,000 | 80,000 | 50,600 | 1,10,000 |
| AR10 | Other Development Receipts | | | | | | | | | | |
| AR10.101 | Development Fees | | | | | | | | | | |
| AR10.101.001 | [0111] Development Fees From Student - Institute Share | 68,000 | 10,000 | 7,000 | 10,000 | | | | | | |
| | AR10.101 TOTAL | 68,000 | 10,000 | 7,000 | 10,000 | | | | | | |
| | AR10 TOTAL | 68,000 | 10,000 | 7,000 | 10,000 | | | | | | |
| AR21 | Fees From Students & Colleges | | | | | AP21 | Academic & Activity Expenses | | | | |
| | | | | | | AP21.201 | Academic Expenses | | | | |
| | | | | | | AP21.201.001 | [3325] Admission Expenses | | 5,000 | 1,000 | 3,000 |
| | | | | | | AP21.201.004 | [3328] Student Welfare Expenses/ Student Council Expenses | | | | |
| | | | | | | AP21.201.011 | [3335] Prospectus Expenses | | 10,000 | 3,000 | 5,000 |
| | | | | | | AP21.201.013 | [3337] Syllabus Expenses | | | | 10,000 |
| | | | | | | AP21.201.016 | [3340] Identity Card Expenses | | 10,000 | | 3,000 |
| | | | | | | | AP21.201 TOTAL | | 25,000 | 4,000 | 21,000 |
| AR21.202 | Academic Receipts -Institution | | | | | AP21.202 | Activity Expenses | | | | |
| AR21.202.001 | [0220] Admission Fee | 10,200 | 9,200 | 6,600 | 9,200 | AP21.202.001 | [3355] Gymkhana Expenses | | | | |
| AR21.202.002 | [0221] Tuition Fee | 6,80,000 | 6,80,000 | 4,76,000 | 6,80,000 | AP21.202.011 | [3365] Educational Tour Expenses | | 5,000 | | |
| | [0224] Diary Fee - Gross | 1,900 | | 1,400 | | AP21.202.024 | [3378] Project Work Expenses | | 10,000 | | 5,000 |
| | [0225] Diary Fee - Less : 100% Transfer To University | 1,900 | | 1,400 | | AP21.202.116 | [7744] Academic Workshop | | | | |
| AR21.202.005 | [0226] Diary Fee - Net | | | | | | | | | | |
| | [0242] Ashwamedh/ Avishkar/ Indradhanushya Fee - Gross | 1,100 | 1,200 | 1,000 | 1,200 | | | | | | |
| | [0243] Ashwamedh/ Avishkar/ Indradhanushya Fee -Less : 100% Transfer To University | 1,100 | 1,200 | 1,000 | 1,200 | | | | | | |

| RECEIPTS | | | | | | EXPENDITURE | | | | | |
|--------------|--|--|------------------------------|--------------------------------------|------------------------------|--------------|--|--|------------------------------|--------------------------------------|------------------------------|
| ALIAS | PARTICULARS | Unaudited Figures For Year 2016 - 2017 | Budget Estimates 2017 - 2018 | Revised Budget Estimates 2017 - 2018 | Budget Estimates 2018 - 2019 | ALIAS | PARTICULARS | Unaudited Figures For Year 2016 - 2017 | Budget Estimates 2017 - 2018 | Revised Budget Estimates 2017 - 2018 | Budget Estimates 2018 - 2019 |
| AR21.202.011 | [0244] Ashwamedh/ Avishkar/ Indradhanushya Fee - Net | | | | | | | | | | |
| | [0245] Eligibility Fee -Gross | 6,800 | 10,000 | 3,500 | 10,000 | | | | | | |
| | [0246] Eligibility Fee -Less : 100% Transfer To University | 6,800 | 10,000 | 3,500 | 10,000 | | | | | | |
| AR21.202.012 | [0247] Eligibility Fee -Net | | | | | | | | | | |
| | [0248] Enrolment Fee - Gross | 9,000 | 10,000 | 6,500 | 7,000 | | | | | | |
| | [0249] Enrolment Fee - Less : 100% Transfer To University | 9,000 | 10,000 | 6,500 | 7,000 | | | | | | |
| AR21.202.013 | [0250] Enrolment Fee - Net | | | | | | | | | | |
| | [0251] Examinations - Gross | 54,400 | 70,000 | 52,500 | 65,000 | | | | | | |
| | [0252] Examinations -Less :Transfer To University | 54,400 | 70,000 | 52,500 | 65,000 | | | | | | |
| AR21.202.014 | [0253] Examinations Fee- Net | | | | | | | | | | |
| | [6304] Convocation Fee - Gross | 12,400 | 15,000 | 10,500 | 15,000 | | | | | | |
| | [6305] Convocation Fee -Less : 100% Transfer To University | 12,400 | 15,000 | 10,500 | 15,000 | | | | | | |
| AR21.202.017 | [6306] Convocation Fee - Net | | | | | | | | | | |
| | [6307] Library Fee - Gross | 76,000 | 80,000 | 56,000 | 80,000 | | | | | | |
| | [6308] Library Fee -Less : 100% Transfer To University Library | 76,000 | 80,000 | 56,000 | 80,000 | | | | | | |
| AR21.202.018 | [6309] Library Fee - Net | | | | | | | | | | |
| | AR21.202 TOTAL | 6,90,200 | 6,89,200 | 4,82,600 | 6,89,200 | | AP21.202 TOTAL | | 15,000 | | 5,000 |
| AR21.203 | Activity Fees | | | | | AR21.203 | Examination Expenses | | | | |
| AR21.203.001 | [0260] Gymkhana Fee | 16,000 | 20,000 | 14,000 | 20,000 | AR21.203.001 | [3470] Printing | 800 | 3,000 | 900 | 2,500 |
| AR21.203.007 | [0266] Ph. D. Fee | | | 32,100 | 50,000 | AR21.203.002 | [3471] Stationery | 900 | 2,000 | 4,100 | 4,500 |
| AR21.203.023 | [0282] Department Activity Fee | 32,000 | 40,000 | 28,000 | 40,000 | AR21.203.003 | [3472] Printing Of Answer Books | | | | |
| AR21.203.052 | [0311] Seminar & Workshop Fees | 16,000 | 20,000 | 14,000 | 20,000 | AR21.203.010 | [3479] Post & Courier Charges | | 1,000 | | 1,000 |
| AR21.203.093 | [0352] Student Activity Fees | | | | | AR21.203.011 | [3480] Travelling Expenses For Exam. | | 1,000 | 900 | 2,000 |
| | AR21.203 TOTAL | 64,000 | 80,000 | 88,100 | 1,30,000 | AR21.203.018 | [3487] Other Contingent Expenses | | 2,000 | 6,000 | 6,000 |
| | | | | | | | AP21.203 TOTAL | 1,700 | 9,000 | 11,900 | 16,000 |
| AR21.207 | Other Fee | | | | | AR21.209 | Students' Welfare , Sports & Cultural Activities Expenses | | | | |
| AR21.207.007 | [0417] Project Fee | | 20,000 | 14,500 | 30,000 | AR21.209.001 | [3550] Annual Social /Cultural | | | | |
| AR21.207.009 | [0419] Transcript Charge (Income) | | | 400 | | AR21.209.002 | [3551] Function & Festival | | | | |
| | AR21.207 TOTAL | | 20,000 | 14,900 | 30,000 | AR21.209.007 | [3556] Co-Curriculum Activity Expenses | | | | |
| | | | | | | AR21.209.016 | [3565] Other Sports Activities | | | | |

| RECEIPTS | | | | | | EXPENDITURE | | | | | |
|--------------|---|---|------------------------------------|---|------------------------------------|--------------|---|---|------------------------------------|---|------------------------------------|
| ALIAS | PARTICULARS | Unaudited Figures For Year 2016 - 2017 | Budget Estimates 2017 - 2018 | Revised Budget Estimates 2017 - 2018 | Budget Estimates 2018 - 2019 | ALIAS | PARTICULARS | Unaudited Figures For Year 2016 - 2017 | Budget Estimates 2017 - 2018 | Revised Budget Estimates 2017 - 2018 | Budget Estimates 2018 - 2019 |
| | AR21 TOTAL | 7,54,200 | 7,89,200 | 5,85,600 | 8,49,200 | | AP21.209 TOTAL | | | | |
| | | | | | | | AP21 TOTAL | 1,700 | 49,000 | 15,900 | 42,000 |
| | | | | | | AP22 | Administrative & General Expenses | | | | |
| | | | | | | AP22.201 | Administrative Expenses | | | | |
| | | | | | | AP22.201.002 | [3602] Printing | 4,500 | 10,000 | 1,200 | 1,500 |
| | | | | | | AP22.201.003 | [3603] Stationery | 18,900 | 10,000 | 5,000 | 5,000 |
| | | | | | | AP22.201.005 | [3605] Xeroxing Charges | 4,300 | 7,000 | 1,150 | 2,000 |
| | | | | | | AP22.201.006 | [3606] Electricity And Power | | 7,000 | 1,000 | 3,000 |
| | | | | | | AP22.201.007 | [3607] Telephone And Internet Charges | | 7,000 | 1,000 | 2,000 |
| | | | | | | AP22.201.008 | [3608] Postage , Telegram & Courier Charges | | 5,000 | 500 | 1,000 |
| | | | | | | AP22.201.011 | [3611] Meeting Expenses | | | | 1,000 |
| | | | | | | AP22.201.015 | [3615] Uniform To Peons | | | | |
| | | | | | | AP22.201.016 | [3616] Sanitary Materials | | | | 1,500 |
| | | | | | | AP22.201.022 | [3622] Bank Charges | | 10,000 | 1,200 | 2,000 |
| | | | | | | AP22.201.023 | [3623] Miscellaneous Expenses | 4,900 | 5,000 | 3,700 | 5,000 |
| | | | | | | AP22.201.024 | [3624] Statutory Audit Charges | | 5,000 | 4,600 | 5,000 |
| | | | | | | AP22.201.025 | [3625] Internal Audit Charges | | 5,000 | 4,500 | 5,000 |
| | | | | | | | AP22.201 TOTAL | 32,600 | 71,000 | 23,850 | 34,000 |
| | | | | | | AP22.202 | Travelling And Transportation Expenses | | | | |
| | | | | | | AP22.202.001 | [3645] Ta/Da Expenses Staff | 500 | 5,000 | 2,000 | 3,000 |
| | | | | | | | AP22.202 TOTAL | 500 | 5,000 | 2,000 | 3,000 |
| | | | | | | AP22.204 | Outsource Services | | | | |
| | | | | | | AP22.204.001 | [3665] House Keeping Services | | 5,000 | 1,000 | 5,000 |
| | | | | | | | AP22.204 TOTAL | | 5,000 | 1,000 | 5,000 |
| | | | | | | AP22.205 | Repairs And Maintenance | | | | |
| | | | | | | AP22.205.001 | [3675] Maintenance Of Office Equipments | 1,400 | | 1,500 | 3,000 |
| | | | | | | AP22.205.002 | [3676] Maintenance Of Furniture & Fixture | 900 | | 2,900 | 4,000 |
| | | | | | | AP22.205.004 | [3678] Maintenance Of Hardwares | | | 1,000 | 5,000 |
| | | | | | | AP22.205.011 | [3685] Cleaning Material & Services | | | | |
| | | | | | | AP22.205.026 | [3700] Emergency & Unforeseen Repairs | | | 3,000 | 5,000 |
| | | | | | | AP22.205.030 | [3704] Maintenance Of Computer | | | 1,000 | 5,000 |
| | | | | | | | AP22.205 TOTAL | 2,300 | | 9,400 | 22,000 |
| | | | | | | | AP22 TOTAL | 35,400 | 81,000 | 36,250 | 64,000 |
| AR31 | Salary Grants | | | | | AP31 | Staff Payments & Benefits | | | | |
| AR31.201 | State Government- Salary Grants (Non Teaching /Teaching Staff Under Sps) | | | | | AP31.201 | Aided Salaries (Teaching Staff Approved Under Sps) | | | | |
| AR31.201.001 | [0485] Salary Grant | | | 22,47,700 | 24,72,500 | AP31.201.001 | [3750] Pay & Allowances | | | 17,88,100 | 19,66,900 |

| RECEIPTS | | | | | | EXPENDITURE | | | | | |
|--------------|--|---|------------------------------------|---|------------------------------------|--------------|--|---|------------------------------------|---|------------------------------------|
| ALIAS | PARTICULARS | Unaudited Figures For Year 2016 - 2017 | Budget Estimates 2017 - 2018 | Revised Budget Estimates 2017 - 2018 | Budget Estimates 2018 - 2019 | ALIAS | PARTICULARS | Unaudited Figures For Year 2016 - 2017 | Budget Estimates 2017 - 2018 | Revised Budget Estimates 2017 - 2018 | Budget Estimates 2018 - 2019 |
| AR31.201.002 | [0486] Arrears Of Salary Grants | | | | | AP31.201.002 | [3751] Clock Hour Basis / Consolidated | | 60,000 | | |
| | AR31.201 TOTAL | | | 22,47,700 | 24,72,500 | | AP31.201 TOTAL | | 60,000 | 17,88,100 | 19,66,900 |
| | | | | | | AP31.202 | Aided Non Teaching | | | | |
| | | | | | | AP31.202.001 | [3760] Pay & Allowances | | | 4,59,600 | 5,05,600 |
| | | | | | | | AP31.202 TOTAL | | | 4,59,600 | 5,05,600 |
| | | | | | | AP31.204 | Unaided Salaries (Teaching Staff) | | | | |
| | | | | | | AP31.204.006 | [3785] Visiting Faculty Teaching | 1,03,500 | | 1,57,500 | 1,70,000 |
| | | | | | | | AP31.204 TOTAL | 1,03,500 | | 1,57,500 | 1,70,000 |
| | | | | | | AP31.205 | Un Aided Non Teaching | | | | |
| | | | | | | AP31.205.001 | [3793] Pay & Allowances | | | | |
| | | | | | | AP31.205.007 | [3806] Overtime | 5,300 | 5,000 | 5,000 | 20,000 |
| | | | | | | AP31.205.008 | [3807] Temp. Non Teaching Staff | | | 90,000 | 30,000 |
| | | | | | | | AP31.205 TOTAL | 5,300 | 95,000 | 20,000 | 50,000 |
| | AR31 TOTAL | | | 22,47,700 | 24,72,500 | | AP31 TOTAL | 1,08,800 | 1,55,000 | 24,25,200 | 26,92,500 |
| AR32 | Other Income | | | | | | | | | | |
| AR32.202 | Interest On Saving Accounts | | | | | | | | | | |
| AR32.202.001 | [0520] Interest On Saving Bank Account | | 25,000 | 43,200 | 30,000 | | | | | | |
| | AR32.202 TOTAL | | 25,000 | 43,200 | 30,000 | | | | | | |
| | AR32 TOTAL | | 25,000 | 43,200 | 30,000 | | | | | | |
| AR33 | Income From Investments | | | | | | | | | | |
| AR33.202 | Investment From University Fund | | | | | | | | | | |
| AR33.202.007 | [0627] Interest On Term Deposits With Bank | | | | | | | | | | |
| | AR33.202 TOTAL | | | | | | | | | | |
| | AR33 TOTAL | | | | | | | | | | |
| | Sector A TOTAL | 8,22,200 | 8,24,200 | 28,83,500 | 33,61,700 | | Sector A TOTAL | 1,54,500 | 4,20,000 | 25,68,450 | 30,93,500 |
| | 0075 Aided Total | 8,22,200 | 8,24,200 | 28,83,500 | 33,61,700 | | 0075 Aided Total | 1,54,500 | 4,20,000 | 25,68,450 | 30,93,500 |

0076 - Department of Educational Technology, Juhu, Mumbai (Aided)

(Old Aided Code : 1425)

| RECEIPTS | | | | | | EXPENDITURE | | | | | |
|----------|---|---|------------------------------------|---|------------------------------------|--------------|---|---|------------------------------------|---|------------------------------------|
| ALIAS | PARTICULARS | Unaudited Figures For Year 2016 - 2017 | Budget Estimates 2017 - 2018 | Revised Budget Estimates 2017 - 2018 | Budget Estimates 2018 - 2019 | ALIAS | PARTICULARS | Unaudited Figures For Year 2016 - 2017 | Budget Estimates 2017 - 2018 | Revised Budget Estimates 2017 - 2018 | Budget Estimates 2018 - 2019 |
| Sector A | Capital And Revenue Receipt / Expenditure Budget | | | | | Sector A | Capital And Revenue Receipt / Expenditure Budget | | | | |
| | | | | | | AP01 | Land & Building | | | | |
| | | | | | | AP01.103 | Building Renovation - Civil Work | | | | |
| | | | | | | AP01.103.006 | [3030] Building Renovation - Civil Work | 98,971 | 20,000 | 30,000 | 20,000 |
| | | | | | | | AP01.103 TOTAL | 98,971 | 20,000 | 30,000 | 20,000 |
| | | | | | | | AP01 TOTAL | 98,971 | 20,000 | 30,000 | 20,000 |
| | | | | | | AP03 | Furniture & Fixtures | | | | |
| | | | | | | AP03.101 | Purchase Of Furniture & Fixtures | | | | |
| | | | | | | AP03.101.001 | [3065] Purchase Of Furniture | | 1,00,000 | 70,000 | 30,000 |
| | | | | | | AP03.101.004 | [3058] Purchase Of Cupboards | | | 40,000 | 20,000 |
| | | | | | | | AP03.101 TOTAL | | 1,00,000 | 1,10,000 | 50,000 |
| | | | | | | | AP03 TOTAL | | 1,00,000 | 1,10,000 | 50,000 |
| | | | | | | AP04 | Equipments | | | | |
| | | | | | | AP04.101 | Purchase Of Equipments | | | | |
| | | | | | | AP04.101.003 | [3087] Purchase Of Equipment | | | | |
| | | | | | | | AP04.101 TOTAL | | | | |
| | | | | | | | AP04 TOTAL | | | | |
| | | | | | | AP05 | Electrical Installation Work | | | | |
| | | | | | | AP05.101 | New Electrical Installation | | | | |
| | | | | | | AP05.101.002 | [3126] New Electrical Installation | | | | 30,000 |
| | | | | | | | AP05.101 TOTAL | | | | 30,000 |
| | | | | | | AP05.102 | Major Repairs To Electrical Installation | | | | |
| | | | | | | AP05.102.002 | [3132] Major Repairs To Electrical Installation | | 10,000 | | 10,000 |
| | | | | | | | AP05.102 TOTAL | | 10,000 | | 10,000 |
| | | | | | | | AP05 TOTAL | | 10,000 | | 40,000 |
| | | | | | | AP07 | Books & Journals | | | | |
| | | | | | | AP07.101 | Purchase Of Books & Journals | | | | |
| | | | | | | AP07.101.001 | [3155] Purchase Of Books & Journals | | 10,000 | | 10,000 |
| | | | | | | | AP07.101 TOTAL | | 10,000 | | 10,000 |
| | | | | | | | AP07 TOTAL | | 10,000 | | 10,000 |
| | | | | | | AP08 | Software & Development | | | | |

| RECEIPTS | | | | | | EXPENDITURE | | | | | |
|--------------|--|--|------------------------------|--------------------------------------|------------------------------|--------------|---|--|------------------------------|--------------------------------------|------------------------------|
| ALIAS | PARTICULARS | Unaudited Figures For Year 2016 - 2017 | Budget Estimates 2017 - 2018 | Revised Budget Estimates 2017 - 2018 | Budget Estimates 2018 - 2019 | ALIAS | PARTICULARS | Unaudited Figures For Year 2016 - 2017 | Budget Estimates 2017 - 2018 | Revised Budget Estimates 2017 - 2018 | Budget Estimates 2018 - 2019 |
| | | | | | | AP08.101 | Purchase Of Software | | | | |
| | | | | | | AP08.101.005 | [3174] Purchase Of Software | | 40,000 | | 50,000 |
| | | | | | | | AP08.101 TOTAL | | 40,000 | | 50,000 |
| | | | | | | | AP08 TOTAL | | 40,000 | | 50,000 |
| | | | | | | AP09 | Hardware & Peripherals | | | | |
| | | | | | | AP09.101 | Development Exp. | | | | |
| | | | | | | AP09.101.002 | [3201] Purchase Of Hardware | | 55,000 | 30,000 | 30,000 |
| | | | | | | | AP09.101 TOTAL | | 55,000 | 30,000 | 30,000 |
| | | | | | | AP09.102 | Major Upgradation To Hardware | | | | |
| | | | | | | AP09.102.001 | [3211] Computer | | 30,000 | | 70,000 |
| | | | | | | | AP09.102 TOTAL | | 30,000 | | 70,000 |
| | | | | | | | AP09 TOTAL | | 85,000 | 30,000 | 1,00,000 |
| AR10 | Other Development Receipts | | | | | | | | | | |
| AR10.101 | Development Fees | | | | | | | | | | |
| AR10.101.001 | [0111] Development Fees From Student - Institute Share | 1,750 | 2,500 | 2,250 | 2,750 | | | | | | |
| | [0112] Development Fees From Student-University Share | 1,750 | 2,500 | 2,250 | 2,750 | | | | | | |
| | [0113] Development Fee | 3,500 | 5,000 | 4,500 | 5,500 | | | | | | |
| | AR10.101 TOTAL | 1,750 | 2,500 | 2,250 | 2,750 | | | | | | |
| AR10.102 | Available Unspent Balance Uptill Previous Year | | | | | | | | | | |
| AR10.102.001 | [0120] Available Unspent Balance | 1,00,000 | | | 2,00,000 | | | | | | |
| | AR10.102 TOTAL | 1,00,000 | | | 2,00,000 | | | | | | |
| | AR10 TOTAL | 1,01,750 | 2,500 | 2,250 | 2,02,750 | | | | | | |
| AR21 | Fees From Students & Colleges | | | | | AP21 | Academic & Activity Expenses | | | | |
| AR21.201 | Academic Receipts - University | | | | | AP21.201 | Academic Expenses | | | | |
| AR21.201.025 | [0208] Alumni Fees Net | 700 | | | | AP21.201.001 | [3325] Admission Expenses | | 5,000 | 2,000 | 3,000 |
| | [6370] Alumni Fee - Gross | 1,400 | 2,000 | 700 | 1,000 | AP21.201.003 | [3327] Field Work/Participation | | 5,000 | 2,000 | 3,000 |
| | [6371] Less : 100 % Transfer To University | 700 | 2,000 | 700 | 1,000 | AP21.201.004 | [3328] Student Welfare Expenses/ Student Council Expenses | 1,000 | 2,000 | 2,000 | 2,000 |
| AR21.201.027 | [0210] Centenary Fees Net | | | | | AP21.201.005 | [3329] Laboratory Expenses | 1,05,985 | 1,20,000 | 1,00,000 | 1,20,000 |
| | [6372] Centenary Fees - Gross | | | | | AP21.201.011 | [3335] Prospectus Expenses | | 5,000 | | 3,000 |
| | [6373] Less :100 % Transfer To Univaersity | | | | | AP21.201.012 | [3336] Forms Expenses | | | | |
| AR21.201.029 | [0212] Calandar Fee Net | | | | | AP21.201.026 | [3350] Student Association Expenses | 1,000 | 1,000 | | 10,000 |
| | [6376] Calender Fees -Gross | | | | | | | | | | |
| | [6377] Less 100% Transfer To University | | | | | | | | | | |
| | AR21.201 TOTAL | 700 | | | | | AP21.201 TOTAL | 1,07,985 | 1,38,000 | 1,06,000 | 1,41,000 |

| RECEIPTS | | | | | | EXPENDITURE | | | | | |
|--------------|--|--|------------------------------|--------------------------------------|------------------------------|--------------|--|--|------------------------------|--------------------------------------|------------------------------|
| ALIAS | PARTICULARS | Unaudited Figures For Year 2016 - 2017 | Budget Estimates 2017 - 2018 | Revised Budget Estimates 2017 - 2018 | Budget Estimates 2018 - 2019 | ALIAS | PARTICULARS | Unaudited Figures For Year 2016 - 2017 | Budget Estimates 2017 - 2018 | Revised Budget Estimates 2017 - 2018 | Budget Estimates 2018 - 2019 |
| AR21.202 | Academic Receipts -Institution | | | | | AP21.202 | Activity Expenses | | | | |
| AR21.202.001 | [0220] Admission Fee | 3,220 | 4,600 | 4,140 | 5,060 | AP21.202.001 | [3355] Gymkhana Expenses | | 10,000 | 3,000 | 5,000 |
| AR21.202.002 | [0221] Tution Fee | 70,000 | 1,00,000 | 90,000 | 1,10,000 | AP21.202.003 | [3357] Computer Training Expenses | | | | |
| AR21.202.003 | [0222] Computer Training Fee | | | | | AP21.202.006 | [3360] Computer Lab Expenses | 7,000 | 10,000 | 9,000 | 11,000 |
| AR21.202.004 | [0223] Identity Card Fee | 490 | 700 | 630 | 770 | AP21.202.007 | [3361] Arts & Painting Expenses | | | | |
| | [0224] Diary Fee - Gross | 700 | | | | AP21.202.011 | [3365] Educational Tour Expenses | | | | |
| | [0225] Diary Fee - Less : 100% Transfer To University | | | | | AP21.202.012 | [3366] Field Visit Expenses | | 5,000 | 2,000 | 15,000 |
| AR21.202.005 | [0226] Diary Fee - Net | 700 | | | | AP21.202.013 | [3367] Phd Expenses | | 5,000 | 2,000 | 5,000 |
| | [0227] E-Suvidha Fee - Gross | 700 | 700 | 900 | 1,100 | AP21.202.014 | [3368] M.Phil Expenses | | | | |
| | [0228] E-Suvidha - Less : 100% Transfer To University | 700 | 700 | 900 | 1,100 | AP21.202.019 | [3373] Teaching Aid & Accessories Expenses | | | | |
| AR21.202.006 | [0229] E-Suvidha - Net | | | | | AP21.202.022 | [3376] Instruction Material Expenses | | | | |
| | [0230] Students Welfare Fee - Gross | 1,050 | 1,500 | 1,350 | 1,650 | AP21.202.037 | [3390] Department Activity Expenses | | 3,000 | 2,000 | 2,000 |
| | [0231] Students Welfare Fee -Less : Transfer To University | 1,050 | 1,500 | 1,350 | 1,650 | AP21.202.039 | [3392] Naac Expenses | | 3,000 | 2,000 | 3,000 |
| AR21.202.007 | [0232] Students Welfare Fee - Net | | | | | AP21.202.115 | [7736] Insurance Policy Exp | 308 | 500 | 400 | 500 |
| | [0233] Medical Fee - Gross | 490 | 700 | 630 | 770 | | | | | | |
| | [0234] Medical Fee-Less : Transfer To University | 490 | 700 | 630 | 770 | | | | | | |
| AR21.202.008 | [0235] Medical Fee - Net | | | | | | | | | | |
| | [0236] Sports Fee - Gross | 1,400 | 2,000 | 1,800 | 2,200 | | | | | | |
| | [0237] Sports Fee -Less : Transfer To University | 1,400 | 2,000 | 1,800 | 2,200 | | | | | | |
| AR21.202.009 | [0238] Sports Fee - Net | | | | | | | | | | |
| | [0239] Disaster Management Fee - Gross | 140 | 200 | 180 | 220 | | | | | | |
| | [0240] Disaster Management Fee -Less : 100% Transfer To University | 140 | 200 | 180 | 2,200 | | | | | | |
| AR21.202.010 | [0241] Disaster Management Fee - Net | | | | | | | | | | |
| | [0242] Ashwamedh/ Avishkar/ Indradhanushya Fee - Gross | 420 | 600 | 540 | 660 | | | | | | |
| | [0243] Ashwamedh/ Avishkar/ Indradhanushya Fee -Less : 100% Transfer To University | 420 | 600 | 540 | 660 | | | | | | |
| AR21.202.011 | [0244] Ashwamedh/ Avishkar/ Indradhanushya Fee - Net | | | | | | | | | | |
| | [0245] Eligibility Fee -Gross | 1,750 | 3,250 | 2,500 | 3,000 | | | | | | |
| | [0246] Eligibility Fee -Less : 100% Transfer To University | 1,750 | 3,250 | 2,500 | 3,000 | | | | | | |
| AR21.202.012 | [0247] Eligibility Fee -Net | | | | | | | | | | |
| | [0248] Enrolment Fee - Gross | 1,750 | 3,250 | 2,750 | 3,000 | | | | | | |

| RECEIPTS | | | | | | EXPENDITURE | | | | | |
|--------------|--|--|------------------------------|--------------------------------------|------------------------------|--------------|--------------------------------------|--|------------------------------|--------------------------------------|------------------------------|
| ALIAS | PARTICULARS | Unaudited Figures For Year 2016 - 2017 | Budget Estimates 2017 - 2018 | Revised Budget Estimates 2017 - 2018 | Budget Estimates 2018 - 2019 | ALIAS | PARTICULARS | Unaudited Figures For Year 2016 - 2017 | Budget Estimates 2017 - 2018 | Revised Budget Estimates 2017 - 2018 | Budget Estimates 2018 - 2019 |
| AR21.202.013 | [0249] Enrolment Fee - Less : 100% Transfer To University | 1,750 | 3,250 | 2,750 | 3,000 | | | | | | |
| | [0250] Enrolment Fee - Net | | | | | | | | | | |
| | [0251] Examinations - Gross | 24,000 | 32,000 | 28,800 | 35,200 | | | | | | |
| AR21.202.014 | [0252] Examinations -Less :Transfer To University | 13,360 | 17,680 | 16,080 | 21,240 | | | | | | |
| | [0253] Examinations Fee- Net | 10,640 | 14,320 | 12,720 | 13,960 | | | | | | |
| | [6304] Convocation Fee - Gross | 3,675 | 3,150 | 3,150 | 3,150 | | | | | | |
| | [6305] Convocation Fee -Less : 100% Transfer To University | 3,150 | 3,150 | 3,150 | 3,150 | | | | | | |
| AR21.202.017 | [6306] Convocation Fee - Net | 525 | | | | | | | | | |
| | [6307] Library Fee - Gross | 14,000 | 20,000 | 18,000 | 22,000 | | | | | | |
| AR21.202.018 | [6308] Library Fee -Less : 100% Transfer To University Library | 14,000 | 20,000 | 18,000 | 22,000 | | | | | | |
| | [6309] Library Fee - Net | | | | | | | | | | |
| | [6327] Association Fee - Gross | 700 | 1,000 | 900 | 1,100 | | | | | | |
| | [6328] Association Fee -Less : 100% Transfer To Univ | 700 | 1,000 | 900 | 1,100 | | | | | | |
| AR21.202.026 | [6329] Association Fee - Net | | | | | | | | | | |
| AR21.202.035 | [6338] Computer Lab Fee | 7,000 | 10,000 | 9,000 | 11,000 | | | | | | |
| AR21.202.501 | [6335] Student Insurance Policy | 308 | 440 | 396 | 484 | | | | | | |
| | AR21.202 TOTAL | 92,883 | 1,30,060 | 1,16,886 | 1,41,274 | | AP21.202 TOTAL | 7,308 | 36,500 | 20,400 | 41,500 |
| AR21.203 | Activity Fees | | | | | AR21.203 | Examination Expenses | | | | |
| AR21.203.001 | [0260] Gymkhana Fee | 7,000 | 10,000 | 9,000 | 11,000 | AR21.203.001 | [3470] Printing | | | | |
| AR21.203.002 | [0261] Laboratory Fee | 84,000 | 1,80,000 | 1,04,000 | 1,30,000 | AR21.203.002 | [3471] Stationery | | | | |
| AR21.203.004 | [0263] Internship Fee | 3,500 | 3,500 | 3,500 | 5,000 | AR21.203.003 | [3472] Printing Of Answer Books | | | | |
| AR21.203.005 | [0264] Placement Fee | 3,500 | 3,500 | 3,500 | 5,000 | AR21.203.004 | [3473] Printing Of Question Papers | | | | |
| AR21.203.007 | [0266] Ph. D. Fee | 55,500 | 1,50,000 | 1,81,000 | 2,00,000 | AR21.203.005 | [3474] Ph.D Remuneration Expenses | | 2,000 | 2,000 | 2,000 |
| AR21.203.009 | [0268] Dissertation Fee | 1,750 | 1,750 | 1,750 | 2,500 | AR21.203.006 | [3475] Examination Remuneration | 1,050 | 3,000 | 5,000 | 5,000 |
| AR21.203.043 | [0302] University Insurance Fees | | | | | AR21.203.010 | [3479] Post & Courier Charges | | | | |
| AR21.203.065 | [0324] Instructional Material Fee | 14,000 | 20,000 | 18,000 | 22,000 | AR21.203.011 | [3480] Travelling Expenses For Exam. | 480 | 1,000 | 1,000 | 3,000 |
| AR21.203.066 | [0325] Entrance Test Fee | 800 | 2,000 | 1,400 | 2,000 | AR21.203.019 | [3488] Semester Examination Exp | | 1,000 | | 2,000 |
| AR21.203.067 | [0326] Semester Exam Fee | | | | | AR21.203.020 | [3489] Passing Certificate Expenses | 1,350 | 1,500 | 1,500 | 1,100 |
| | AR21.203 TOTAL | 1,70,050 | 3,70,750 | 3,22,150 | 3,77,500 | | AP21.203 TOTAL | 2,880 | 8,500 | 9,500 | 13,100 |
| AR21.204 | Examination Fees | | | | | AR21.204 | Refund Of Fees | | | | |
| AR21.204.007 | [0377] Passing Certificate Fees | 1,050 | 1,050 | 1,050 | 1,500 | AR21.204.001 | [3500] Refund Of Course Fees | | 50,000 | | 50,000 |
| | AR21.204 TOTAL | 1,050 | 1,050 | 1,050 | 1,500 | AR21.204.002 | [3501] Refund Of Other Fees | | | | |
| | | | | | | | AP21.204 TOTAL | | 50,000 | | 50,000 |
| | | | | | | AR21.206 | Seminars & Conferences | | | | |
| | | | | | | AR21.206.001 | [3515] Seminar Publication | | 10,000 | | 10,000 |

| RECEIPTS | | | | | | EXPENDITURE | | | | | |
|--------------|---|---|------------------------------------|---|------------------------------------|--------------|--|---|------------------------------------|---|------------------------------------|
| ALIAS | PARTICULARS | Unaudited Figures For Year 2016 - 2017 | Budget Estimates 2017 - 2018 | Revised Budget Estimates 2017 - 2018 | Budget Estimates 2018 - 2019 | ALIAS | PARTICULARS | Unaudited Figures For Year 2016 - 2017 | Budget Estimates 2017 - 2018 | Revised Budget Estimates 2017 - 2018 | Budget Estimates 2018 - 2019 |
| | | | | | | AP21.206.005 | [3519] Publication Working Papers | | | | |
| | | | | | | AP21.206.006 | [3520] Travelling Expenses | | 10,000 | 3,000 | 10,000 |
| | | | | | | | AP21.206 TOTAL | | 20,000 | 3,000 | 20,000 |
| AR21.207 | Other Fee | | | | | | | | | | |
| AR21.207.002 | [0412] Fine/ Miscellaneous Fee | 2,100 | 3,000 | 2,700 | 3,300 | | | | | | |
| AR21.207.004 | [0414] Co Curricular Fee | 7,000 | 10,000 | 9,000 | 10,000 | | | | | | |
| AR21.207.009 | [0419] Transcript Charge (Income) | | 3,000 | 8,500 | 10,000 | | | | | | |
| AR21.207.010 | [0420] Admission Cancellation Processing Fees | | 2,000 | | 3,000 | | | | | | |
| AR21.207.501 | [7735] CBSE Course Fee | | 4,000 | 4,000 | 5,000 | | | | | | |
| | AR21.207 TOTAL | 9,100 | 22,000 | 24,200 | 31,300 | | | | | | |
| | | | | | | AP21.209 | Students' Welfare , Sports & Cultural Activities Expenses | | | | |
| | | | | | | AP21.209.001 | [3550] Annual Social /Cultural | | 5,000 | 3,000 | 5,000 |
| | | | | | | AP21.209.006 | [3555] Purchase Of Sports Material & Sport Expenses | | 5,000 | | 5,000 |
| | | | | | | AP21.209.017 | [3566] Students Council Expenses | | 1,000 | | 1,000 |
| | | | | | | | AP21.209 TOTAL | | 11,000 | 3,000 | 11,000 |
| | AR21 TOTAL | 2,73,783 | 5,23,860 | 4,64,286 | 5,51,574 | | AP21 TOTAL | 1,18,173 | 2,64,000 | 1,41,900 | 2,76,600 |
| | | | | | | AP22 | Administrative & General Expenses | | | | |
| | | | | | | AP22.201 | Administrative Expenses | | | | |
| | | | | | | AP22.201.001 | [3601] Advertisement And Publicity | | 50,000 | | 60,000 |
| | | | | | | AP22.201.002 | [3602] Printing | 180 | 5,000 | 3,000 | 20,000 |
| | | | | | | AP22.201.003 | [3603] Stationery | 6,842 | 10,000 | 10,000 | 10,000 |
| | | | | | | AP22.201.005 | [3605] Xeroxing Charges | 884 | 3,000 | 3,000 | 6,000 |
| | | | | | | AP22.201.006 | [3606] Electricity And Power | | | | |
| | | | | | | AP22.201.007 | [3607] Telephone And Internet Charges | 60,318 | | | |
| | | | | | | AP22.201.008 | [3608] Postage , Telegram & Courier Charges | 750 | 4,000 | 3,000 | 4,000 |
| | | | | | | AP22.201.014 | [3614] News Paper, Periodicals (Magaziens & Journals) | | | | |
| | | | | | | AP22.201.016 | [3616] Sanitary Materials | 5,274 | 7,000 | 5,000 | 7,000 |
| | | | | | | AP22.201.017 | [3617] Garden Expenditure | | 3,000 | | 3,000 |
| | | | | | | AP22.201.022 | [3622] Bank Charges | 345 | 3,000 | 2,000 | 3,000 |
| | | | | | | AP22.201.023 | [3623] Miscellaneous Expenses | 3,842 | 10,000 | 5,000 | 5,000 |
| | | | | | | AP22.201.024 | [3624] Statutory Audit Charges | | 10,000 | 10,000 | 10,000 |
| | | | | | | AP22.201.025 | [3625] Internal Audit Charges | | 10,000 | 10,000 | 10,000 |
| | | | | | | | AP22.201 TOTAL | 78,435 | 1,15,000 | 51,000 | 1,38,000 |
| | | | | | | AP22.202 | Travelling And Transportation Expenses | | | | |
| | | | | | | AP22.202.001 | [3645] Ta/Da Expenses Staff | 3,425 | 10,000 | 3,000 | 5,000 |

| RECEIPTS | | | | | | EXPENDITURE | | | | | |
|--------------|--|--|------------------------------|--------------------------------------|------------------------------|--------------|---|--|------------------------------|--------------------------------------|------------------------------|
| ALIAS | PARTICULARS | Unaudited Figures For Year 2016 - 2017 | Budget Estimates 2017 - 2018 | Revised Budget Estimates 2017 - 2018 | Budget Estimates 2018 - 2019 | ALIAS | PARTICULARS | Unaudited Figures For Year 2016 - 2017 | Budget Estimates 2017 - 2018 | Revised Budget Estimates 2017 - 2018 | Budget Estimates 2018 - 2019 |
| | | | | | | | AP22.202 TOTAL | 3,425 | 10,000 | 3,000 | 5,000 |
| | | | | | | AP22.203 | Insurance & Taxes | | | | |
| | | | | | | AP22.203.001 | [3655] Insurance | | 500 | | 500 |
| | | | | | | AP22.203.003 | [3657] Property Tax | | | | 20,000 |
| | | | | | | | AP22.203 TOTAL | | 500 | | 20,500 |
| | | | | | | AP22.205 | Repairs And Maintenance | | | | |
| | | | | | | AP22.205.001 | [3675] Maintenance Of Office Equipments | 40,340 | 50,000 | 15,000 | 30,000 |
| | | | | | | AP22.205.002 | [3676] Maintenance Of Furniture & Fixture | 190 | 10,000 | 5,000 | 10,000 |
| | | | | | | AP22.205.003 | [3677] Maintenance Of Electric Installation | 1,413 | 10,000 | 10,000 | 10,000 |
| | | | | | | AP22.205.004 | [3678] Maintenance Of Hardwares | 46,800 | 50,000 | 30,000 | 50,000 |
| | | | | | | AP22.205.005 | [3679] Maintenance Of Software | | | | 5,000 |
| | | | | | | AP22.205.012 | [3686] Maintenance Of Building | | 10,000 | 5,000 | 5,000 |
| | | | | | | | AP22.205 TOTAL | 88,743 | 1,30,000 | 65,000 | 1,10,000 |
| | | | | | | AP22.206 | Other Expenses | | | | |
| | | | | | | AP22.206.004 | [3713] Hospitality & Sumptuary Expenses | 6,153 | 10,000 | 5,000 | 10,000 |
| | | | | | | | AP22.206 TOTAL | 6,153 | 10,000 | 5,000 | 10,000 |
| | | | | | | AP22.207 | Contribution To Reserve Funds | | | | |
| | | | | | | AP22.207.004 | [3733] Salary Fund | | | | |
| | | | | | | | AP22.207 TOTAL | | | | |
| | | | | | | | AP22 TOTAL | 1,76,756 | 2,65,500 | 1,24,000 | 2,83,500 |
| AR31 | Salary Grants | | | | | AP31 | Staff Payments & Benefits | | | | |
| AR31.201 | State Government- Salary Grants (Non Teaching /Teaching Staff Under Sps) | | | | | AP31.201 | Aided Salaries (Teaching Staff Approved Under Sps) | | | | |
| AR31.201.001 | [0485] Salary Grant | 32,60,396 | 40,00,000 | 38,00,000 | 43,20,000 | AP31.201.001 | [3750] Pay & Allowances | 29,83,470 | 36,80,000 | 35,00,000 | 40,00,000 |
| | | | | | | AP31.201.002 | [3751] Clock Hour Basis / Consolidated | | | | |
| | | | | | | AP31.201.003 | [3752] Vacant Posts | | | | |
| | | | | | | | AP31.201 TOTAL | 29,83,470 | 36,80,000 | 35,00,000 | 40,00,000 |
| | | | | | | AP31.202 | Aided Non Teaching | | | | |
| | | | | | | AP31.202.001 | [3760] Pay & Allowances | 2,76,926 | 3,20,000 | 3,00,000 | 3,20,000 |
| | | | | | | | AP31.202 TOTAL | 2,76,926 | 3,20,000 | 3,00,000 | 3,20,000 |
| | | | | | | AP31.204 | Unaided Salaries (Teaching Staff) | | | | |
| | | | | | | AP31.204.006 | [3785] Visiting Faculty Teaching | | | | |
| | | | | | | | AP31.204 TOTAL | | | | |
| | | | | | | AP31.205 | Un Aided Non Teaching | | | | |
| | | | | | | AP31.205.008 | [3807] Temp. Non Teaching Staff | | | | |
| | | | | | | | AP31.205 TOTAL | | | | |
| | | | | | | | AP31 TOTAL | 32,60,396 | 40,00,000 | 38,00,000 | 43,20,000 |
| AR32 | Other Income | | | | | | | | | | |
| | | | | | | | AR31 TOTAL | 32,60,396 | 40,00,000 | 38,00,000 | 43,20,000 |

| RECEIPTS | | | | | | EXPENDITURE | | | | | |
|--------------|--|---|------------------------------------|---|------------------------------------|--------------|--|---|------------------------------------|---|------------------------------------|
| ALIAS | PARTICULARS | Unaudited Figures For Year 2016 - 2017 | Budget Estimates 2017 - 2018 | Revised Budget Estimates 2017 - 2018 | Budget Estimates 2018 - 2019 | ALIAS | PARTICULARS | Unaudited Figures For Year 2016 - 2017 | Budget Estimates 2017 - 2018 | Revised Budget Estimates 2017 - 2018 | Budget Estimates 2018 - 2019 |
| AR32.202 | Interest On Saving Accounts | | | | | | | | | | |
| AR32.202.001 | [0520] Interest On Saving Bank Account | 52,520 | 1,50,000 | 35,064 | 30,076 | | | | | | |
| | AR32.202 TOTAL | 52,520 | 1,50,000 | 35,064 | 30,076 | | | | | | |
| | AR32 TOTAL | 52,520 | 1,50,000 | 35,064 | 30,076 | | | | | | |
| AR33 | Income From Investments | | | | | | | | | | |
| AR33.202 | Investment From University Fund | | | | | | | | | | |
| AR33.202.007 | [0627] Interest On Term Deposits With Bank | 2,10,000 | 2,30,000 | 1,20,000 | 50,000 | | | | | | |
| | AR33.202 TOTAL | 2,10,000 | 2,30,000 | 1,20,000 | 50,000 | | | | | | |
| | AR33 TOTAL | 2,10,000 | 2,30,000 | 1,20,000 | 50,000 | | | | | | |
| AR34 | Sale Of Publications | | | | | | | | | | |
| AR34.203 | Sale Of Prospectus & Admission Forms | | | | | | | | | | |
| AR34.203.001 | [0645] Sale Of Prospectus & Admission Forms | | 700 | | | | | | | | |
| | AR34.203 TOTAL | | 700 | | | | | | | | |
| | AR34 TOTAL | | 700 | | | | | | | | |
| | Sector A TOTAL | 38,98,449 | 49,07,060 | 44,21,600 | 51,54,400 | | Sector A TOTAL | 36,54,296 | 47,94,500 | 42,35,900 | 51,50,100 |
| Sector B | Agency Budget | | | | | Sector B | Agency Budget | | | | |
| BR03 | Grant-In-Aid Other Agencies | | | | | BP03 | Grant-In-Aid Other Agencies - Other Than Research | | | | |
| BR03.120 | Receipts From Commonwealth Learning | | | | | BP03.120 | Commonwealth Learning | | | | |
| BR03.120.001 | [0901] Receipt Of Grant | | | | | BP03.120.001 | [7738] Other Operational Expenditure | | | | |
| | BR03.120 TOTAL | | | | | | BP03.120 TOTAL | | | | |
| BR03.130 | Receipts From Econtent Development | | | | | BP03.130 | Econtent Development | | | | |
| BR03.130.001 | [0902] Receipt Of Grant | | 10,00,000 | 2,65,000 | 2,00,000 | BP03.130.001 | [7739] Other Operational Expenditure | | 10,00,000 | 2,65,000 | 2,00,000 |
| | BR03.130 TOTAL | | 10,00,000 | 2,65,000 | 2,00,000 | | BP03.130 TOTAL | | 10,00,000 | 2,65,000 | 2,00,000 |
| BR03.140 | Receipts From EPG Adult Education | | | | | BP03.140 | EPG Adult Education | | | | |
| BR03.140.001 | [0903] Receipt Of Grant | | 2,00,000 | 86,700 | | BP03.140.001 | [7740] Other Operational Expenditure | | 2,00,000 | 86,700 | |
| | BR03.140 TOTAL | | 2,00,000 | 86,700 | | | BP03.140 TOTAL | | 2,00,000 | 86,700 | |
| BR03.150 | Receipts From Commonwealth Tel Implementation | | | | | BP03.150 | Commonwealth Tel Implementation | | | | |
| BR03.150.001 | [0904] Receipt Of Grant | | | | | BP03.150.001 | [7741] Other Operational Expenditure | | | | |
| | BR03.150 TOTAL | | | | | | BP03.150 TOTAL | | | | |
| BR03.160 | Receipts From Oxford For Project | | | | | BP03.160 | Oxford Up Project | | | | |
| BR03.160.001 | [0905] Receipt Of Grant | | 5,00,000 | | | BP03.160.001 | [7742] Other Operational Expenditure | | 5,00,000 | | |
| | BR03.160 TOTAL | | 5,00,000 | | | | BP03.160 TOTAL | | 5,00,000 | | |
| | | | | | | BP03.161 | NMEICT Project Fund | | | | |
| | | | | | | BP03.161.001 | [7762] Other Operational Expenditure | | | | |

| RECEIPTS | | | | | | EXPENDITURE | | | | | |
|--------------|---|--|------------------------------|--------------------------------------|------------------------------|--------------|--|--|------------------------------|--------------------------------------|------------------------------|
| ALIAS | PARTICULARS | Unaudited Figures For Year 2016 - 2017 | Budget Estimates 2017 - 2018 | Revised Budget Estimates 2017 - 2018 | Budget Estimates 2018 - 2019 | ALIAS | PARTICULARS | Unaudited Figures For Year 2016 - 2017 | Budget Estimates 2017 - 2018 | Revised Budget Estimates 2017 - 2018 | Budget Estimates 2018 - 2019 |
| | | | | | | | BP03.161 TOTAL | | | | |
| | | | | | | BP03.162 | SKKEF | | | | |
| | | | | | | BP03.162.001 | [7789] Other Operational Expenditure | | | | |
| | | | | | | | BP03.162 TOTAL | | | | |
| | | | | | | BP03.163 | E-pathshala UGC | | | | |
| | | | | | | BP03.163.001 | [7790] Other Operational Expenditure | | | | |
| | | | | | | | BP03.163 TOTAL | | | | |
| | | | | | | BP03.164 | ICT Traning Workshop | | | | |
| | | | | | | BP03.164.001 | [7791] Other Operational Expenditure | | | | |
| | | | | | | | BP03.164 TOTAL | | | | |
| | | | | | | BP03.165 | British Council | | | | |
| | | | | | | BP03.165.001 | [7792] Other Operational Expenditure | | 10,59,000 | | |
| | | | | | | | BP03.165 TOTAL | | 10,59,000 | | |
| | | | | | | BP03.167 | Research:PMMMNMTT(non- Recurring) | | | | |
| | | | | | | BP03.167.001 | [8208] Other Operational Expenditure | | | | |
| | | | | | | | BP03.167 TOTAL | | | | |
| | | | | | | BP03.168 | Non - Research : PMMMNMTT(Non-recurring) | | | | |
| | | | | | | BP03.168.001 | [8210] Other Operational Expenditure | | | 12,00,000 | 24,00,000 |
| | | | | | | | BP03.168 TOTAL | | | 12,00,000 | 24,00,000 |
| BR03.170 | Receipts From NMEICT Project Funds | | | | | | | | | | |
| BR03.170.001 | [7758] Receipts Of Grant | | | | | | | | | | |
| | BR03.170 TOTAL | | | | | | | | | | |
| BR03.171 | SKKEF Project | | | | | | | | | | |
| BR03.171.001 | [7773] Receipt Of Grant | | | | | | | | | | |
| | BR03.171 TOTAL | | | | | | | | | | |
| BR03.172 | E- Pathshala UGC | | | | | | | | | | |
| BR03.172.001 | [7777] Receipt Of Grant | | | | | | | | | | |
| | BR03.172 TOTAL | | | | | | | | | | |
| BR03.173 | ICT Traning Workshop | | | | | | | | | | |
| BR03.173.001 | [7778] Receipt Of Grant | | | | | | | | | | |
| | BR03.173 TOTAL | | | | | | | | | | |
| BR03.174 | British Council | | | | | | | | | | |
| BR03.174.001 | [7779] Receipt Of Grant | | | | | | | | | | |
| | BR03.174 TOTAL | | | | | | | | | | |
| BR03.175 | Research :PMMMNMTT | | | | | | | | | | |
| BR03.175.001 | [8232] Receipts Of Grant | | | 2,14,00,000 | 4,20,00,000 | | | | | | |
| | BR03.175 TOTAL | | | 2,14,00,000 | 4,20,00,000 | | | | | | |
| BR03.176 | Non Research:PMMMNMTT(non Recurring) | | | | | | | | | | |

| RECEIPTS | | | | | | EXPENDITURE | | | | | |
|--------------|--|--|------------------------------|--------------------------------------|------------------------------|--------------|--------------------------------------|--|------------------------------|--------------------------------------|------------------------------|
| ALIAS | PARTICULARS | Unaudited Figures For Year 2016 - 2017 | Budget Estimates 2017 - 2018 | Revised Budget Estimates 2017 - 2018 | Budget Estimates 2018 - 2019 | ALIAS | PARTICULARS | Unaudited Figures For Year 2016 - 2017 | Budget Estimates 2017 - 2018 | Revised Budget Estimates 2017 - 2018 | Budget Estimates 2018 - 2019 |
| BR03.176.001 | [8234] Receipt Of Grant | | | 12,00,000 | 24,00,000 | | | | | | |
| | BR03.176 TOTAL | | | 12,00,000 | 24,00,000 | | | | | | |
| BR03.207 | Common Wealth | | | | | | | | | | |
| BR03.207.001 | [0960] Receipts Of Grant | | | | | | | | | | |
| | BR03.207 TOTAL | | | | | | | | | | |
| BR03.208 | Receipts From Econtent Development | | | | | | | | | | |
| BR03.208.001 | [0961] Receipt Of Grant | | 20,00,000 | 11,00,000 | 22,00,000 | | | | | | |
| | BR03.208 TOTAL | | 20,00,000 | 11,00,000 | 22,00,000 | | | | | | |
| BR03.209 | Receipts From EPG Adult Education | | | | | | | | | | |
| BR03.209.001 | [0962] Receipt Of Grant | | 22,00,000 | | | | | | | | |
| | BR03.209 TOTAL | | 22,00,000 | | | | | | | | |
| BR03.210 | Receipts From Commonwealth Tel Implementation | | | | | | | | | | |
| BR03.210.001 | [0963] Receipt Of Grant | | 7,00,000 | 7,50,000 | 1,50,000 | | | | | | |
| | BR03.210 TOTAL | | 7,00,000 | 7,50,000 | 1,50,000 | | | | | | |
| BR03.211 | Receipts From Oxford Up Project | | | | | | | | | | |
| BR03.211.001 | [0964] Receipt Of Grant | | 15,00,000 | | | | | | | | |
| | BR03.211 TOTAL | | 15,00,000 | | | | | | | | |
| BR03.212 | SKKEF Project | | | | | | | | | | |
| BR03.212.001 | [7774] Receipt Of Grant | | 1,00,000 | | 2,00,000 | | | | | | |
| | BR03.212 TOTAL | | 1,00,000 | | 2,00,000 | | | | | | |
| BR03.213 | Receipts From NMEICT Project Funds | | | | | | | | | | |
| BR03.213.001 | [7757] Receipts Of Grant | 3,85,341 | 13,00,000 | 4,88,400 | | | | | | | |
| | BR03.213 TOTAL | 3,85,341 | 13,00,000 | 4,88,400 | | | | | | | |
| BR03.214 | E- Pathshala UGC | | | | | | | | | | |
| BR03.214.001 | [7787] Receipt Of Grant | 12,000 | 2,00,000 | 2,54,900 | | | | | | | |
| | BR03.214 TOTAL | 12,000 | 2,00,000 | 2,54,900 | | | | | | | |
| BR03.215 | ICT Traning Workshop | | | | | | | | | | |
| BR03.215.001 | [7788] Receipt Of Grant | | 5,62,000 | 5,62,000 | 5,62,000 | | | | | | |
| | BR03.215 TOTAL | | 5,62,000 | 5,62,000 | 5,62,000 | | | | | | |
| BR03.216 | British Council | | | | | | | | | | |
| BR03.216.001 | [7780] Receipt Of Grant | | 10,59,000 | 10,59,000 | | | | | | | |
| | BR03.216 TOTAL | | 10,59,000 | 10,59,000 | | | | | | | |
| BR03.219 | Research:PMMMNMTT(recurring) | | | | | | | | | | |
| BR03.219.001 | [8235] Receipt Of Grant` | | | | | | | | | | |
| | BR03.219 TOTAL | | | | | | | | | | |
| BR03.220 | Non Research :PMMMNMTT Recurring | | | | | BP03.220 | Commonwealth Learning | | | | |
| BR03.220.001 | [8233] Receipts Of Grant | | | 98,00,000 | 19,60,000 | BP03.220.001 | [4242] Other Operational Expenditure | | | | |
| | BR03.220 TOTAL | | | 98,00,000 | 19,60,000 | | BP03.220 TOTAL | | | | |

| RECEIPTS | | | | | | EXPENDITURE | | | | | |
|--------------|---------------------------------------|---|------------------------------------|---|------------------------------------|-------------------|---|---|------------------------------------|---|------------------------------------|
| ALIAS | PARTICULARS | Unaudited Figures For Year 2016 - 2017 | Budget Estimates 2017 - 2018 | Revised Budget Estimates 2017 - 2018 | Budget Estimates 2018 - 2019 | ALIAS | PARTICULARS | Unaudited Figures For Year 2016 - 2017 | Budget Estimates 2017 - 2018 | Revised Budget Estimates 2017 - 2018 | Budget Estimates 2018 - 2019 |
| | | | | | | BP03.230 | Econtent Development | | | | |
| | | | | | | BP03.230.001 | [4243] Other Operational Expenditure | | 20,00,000 | 11,00,000 | 22,00,000 |
| | | | | | | | BP03.230 TOTAL | | 20,00,000 | 11,00,000 | 22,00,000 |
| | | | | | | BP03.240 | EPG Adult Education | | | | |
| | | | | | | BP03.240.001 | [4244] Other Operational Expenditure | | 22,00,000 | | |
| | | | | | | | BP03.240 TOTAL | | 22,00,000 | | |
| | | | | | | BP03.250 | Commonwealth Tel Implementation | | | | |
| | | | | | | BP03.250.003 | [4249] Other Operational Expenditure | | 7,00,000 | 7,50,000 | 1,50,000 |
| | | | | | | | BP03.250 TOTAL | | 7,00,000 | 7,50,000 | 1,50,000 |
| | | | | | | BP03.260 | Oxford Up Project | | | | |
| | | | | | | BP03.260.001 | [4250] Other Operational Expenditure | | 15,00,000 | | |
| | | | | | | | BP03.260 TOTAL | | 15,00,000 | | |
| | | | | | | BP03.261 | NMEICT Project Fund | | | | |
| | | | | | | BP03.261.001 | [7763] Other Operational Expenditure | 3,85,341 | 13,00,000 | 4,88,400 | |
| | | | | | | | BP03.261 TOTAL | 3,85,341 | 13,00,000 | 4,88,400 | |
| | | | | | | BP03.262 | SKKEF | | | | |
| | | | | | | BP03.262.001 | [7793] Other Operational Expenditure | | 1,00,000 | | 2,00,000 |
| | | | | | | | BP03.262 TOTAL | | 1,00,000 | | 2,00,000 |
| | | | | | | BP03.263 | E-pathshala UGC | | | | |
| | | | | | | BP03.263.001 | [7794] Other Operational Expenditure | 12,000 | 2,00,000 | 2,54,900 | |
| | | | | | | | BP03.263 TOTAL | 12,000 | 2,00,000 | 2,54,900 | |
| | | | | | | BP03.264 | ICT Traning Workshop | | | | |
| | | | | | | BP03.264.001 | [7795] Other Operational Expenditure | | 5,62,000 | 5,62,000 | 5,62,000 |
| | | | | | | | BP03.264 TOTAL | | 5,62,000 | 5,62,000 | 5,62,000 |
| | | | | | | BP03.265 | British Council | | | | |
| | | | | | | BP03.265.001 | [7796] Other Operational Expenditure | | | 10,59,000 | |
| | | | | | | | BP03.265 TOTAL | | | 10,59,000 | |
| | | | | | | BP03.270 | NON - Research : PMMMMNTT(recurring) | | | | |
| | | | | | | BP03.270.001 | [8209] Other Operational Expenditure | | | 98,00,000 | 19,60,000 |
| | | | | | | | BP03.270 TOTAL | | | 98,00,000 | 19,60,000 |
| | | | | | | BP03.271 | Research : PMMMMNTT(recurring) | | | | |
| | | | | | | BP03.271.001 | [8211] Other Operational Expenditure | | | 2,14,00,000 | 4,20,00,000 |
| | | | | | | | BP03.271 TOTAL | | | 2,14,00,000 | 4,20,00,000 |
| | | | | | | BR03 TOTAL | | 3,97,341 | 1,13,21,000 | 3,69,66,000 | 4,96,72,000 |
| BR04 | Grant-In-Aid Other Agencies- Research | | | | | BP04 | Grant-In-Aid Other Agencies- Research | | | | |
| BR04.106 | Receipts From Commonwealth Learning | | | | | | | | | | |
| BR04.106.001 | [0946] Receipts Of Grant | | | | | | | | | | |
| | BR04.106 TOTAL | | | | | | | | | | |

| RECEIPTS | | | | | | EXPENDITURE | | | | | |
|--------------|--|---|------------------------------------|---|------------------------------------|--------------|--|---|------------------------------------|---|------------------------------------|
| ALIAS | PARTICULARS | Unaudited Figures For Year 2016 - 2017 | Budget Estimates 2017 - 2018 | Revised Budget Estimates 2017 - 2018 | Budget Estimates 2018 - 2019 | ALIAS | PARTICULARS | Unaudited Figures For Year 2016 - 2017 | Budget Estimates 2017 - 2018 | Revised Budget Estimates 2017 - 2018 | Budget Estimates 2018 - 2019 |
| BR04.107 | Receipts From Econtent Development | | | | | | | | | | |
| BR04.107.001 | [0947] Receipts Of Grant | | | | | | | | | | |
| | BR04.107 TOTAL | | | | | | | | | | |
| BR04.108 | Receipts Form EPG Adult Education | | | | | | | | | | |
| BR04.108.001 | [0948] Receipts Of Grant | | | | | | | | | | |
| | BR04.108 TOTAL | | | | | | | | | | |
| BR04.109 | Receipts From Commonwealth Tel Implementation | | | | | | | | | | |
| BR04.109.001 | [0949] Receipts Of Grant | | | | | | | | | | |
| | BR04.109 TOTAL | | | | | | | | | | |
| BR04.110 | Receipts From Oxford Up Project | | | | | BP04.110 | Commonwealth Learning | | | | |
| BR04.110.001 | [0951] Receipts Of Grant | | | | | BP04.110.001 | [4284] Other Operational Expenditure | | | | |
| | BR04.110 TOTAL | | | | | | BP04.110 TOTAL | | | | |
| | | | | | | BP04.111 | Econtent Development | | | | |
| | | | | | | BP04.111.001 | [4286] Other Operational Expenditure | | | | |
| | | | | | | | BP04.111 TOTAL | | | | |
| BR04.112 | Receipts From NMEICT Project Funds | | | | | BP04.112 | EPG Adult Education | | | | |
| BR04.112.001 | [7755] Receipts Of Grant | | | | | BP04.112.001 | [4287] Other Operational Expenditure | | | | |
| | BR04.112 TOTAL | | | | | | BP04.112 TOTAL | | | | |
| BR04.113 | SKKEF Project | | | | | BP04.113 | Commonwealth Tel Implementation | | | | |
| BR04.113.001 | [7775] Receipt Of Grant | | | | | BP04.113.001 | [4288] Other Operational Expenditure | | | | |
| | BR04.113 TOTAL | | | | | | BP04.113 TOTAL | | | | |
| BR04.114 | E- Pathshala UGC | | | | | BP04.114 | Oxford Up Project | | | | |
| BR04.114.001 | [7781] Receipt Of Grant | | | | | BP04.114.001 | [4289] Other Operational Expenditure | | | | |
| | BR04.114 TOTAL | | | | | | BP04.114 TOTAL | | | | |
| BR04.115 | ICT Traning Workshop | | | | | | | | | | |
| BR04.115.001 | [7782] Receipt Of Grant | | | | | | | | | | |
| | BR04.115 TOTAL | | | | | | | | | | |
| BR04.116 | British Council | | | | | BP04.116 | NMEICT Project Fund | | | | |
| BR04.116.001 | [7783] Receipt Of Grant | | | | | BP04.116.001 | [7761] Other Operational Expenditure | 13,29,504 | 10,00,000 | 6,17,100 | |
| | BR04.116 TOTAL | | | | | | BP04.116 TOTAL | 13,29,504 | 10,00,000 | 6,17,100 | |
| | | | | | | BP04.117 | SKKEF | | | | |
| | | | | | | BP04.117.001 | [7797] Other Operational Expenditure | | | | |
| | | | | | | | BP04.117 TOTAL | | | | |
| | | | | | | BP04.118 | E-pathshala UGC | | | | |
| | | | | | | BP04.118.001 | [7798] Other Operational Expenditure | | | | |
| | | | | | | | BP04.118 TOTAL | | | | |
| | | | | | | BP04.119 | Ict Traning Workshop | | | | |
| | | | | | | BP04.119.001 | [7799] Other Operational Expenditure | | | | |

| RECEIPTS | | | | | | EXPENDITURE | | | | | |
|--------------|--|--|------------------------------|--------------------------------------|------------------------------|--------------|--|--|------------------------------|--------------------------------------|------------------------------|
| ALIAS | PARTICULARS | Unaudited Figures For Year 2016 - 2017 | Budget Estimates 2017 - 2018 | Revised Budget Estimates 2017 - 2018 | Budget Estimates 2018 - 2019 | ALIAS | PARTICULARS | Unaudited Figures For Year 2016 - 2017 | Budget Estimates 2017 - 2018 | Revised Budget Estimates 2017 - 2018 | Budget Estimates 2018 - 2019 |
| | | | | | | | BP04.119 TOTAL | | | | |
| | | | | | | BP04.120 | British Council | | | | |
| | | | | | | BP04.120.001 | [7800] Other Operational Expenditure | | | | |
| | | | | | | | BP04.120 TOTAL | | | | |
| BR04.207 | Receipts From Commonwealth Learning | | | | | | | | | | |
| BR04.207.002 | [0982] Receipt From Grants | 3,37,663 | | | | | | | | | |
| BR04.207.003 | [7846] Interest On Investment | | | | | | | | | | |
| | BR04.207 TOTAL | 3,37,663 | | | | | | | | | |
| BR04.208 | Receipts Form Econtent Development | | | | | | | | | | |
| BR04.208.001 | [0996] Receipts Of Grant | | | | | | | | | | |
| BR04.208.002 | [7847] Interest On Investment | | | | | | | | | | |
| | BR04.208 TOTAL | | | | | | | | | | |
| BR04.209 | Receipts From EPG Adult Education | | | | | | | | | | |
| BR04.209.001 | [0997] Receipts Of Grant | | | | | | | | | | |
| BR04.209.002 | [7848] Interest On Investment | | | | | | | | | | |
| | BR04.209 TOTAL | | | | | | | | | | |
| BR04.210 | Receipts From Commonwealth Tel Implementation | | | | | BP04.210 | Commonwealth Learning | | | | |
| BR04.210.001 | [0998] Receipts Of Grant | | 1,50,000 | 1,50,000 | | BP04.210.001 | [7722] Other Operational Expenditure | 3,37,663 | | | |
| BR04.210.002 | [7849] Interest On Investment | | | | | | | | | | |
| | BR04.210 TOTAL | | 1,50,000 | 1,50,000 | | | BP04.210 TOTAL | 3,37,663 | | | |
| BR04.211 | Receipts From Oxford Up Project | | | | | BP04.211 | Econtent Development | | | | |
| BR04.211.001 | [0999] Receipts Of Grant | 1,50,000 | 7,00,000 | 6,37,000 | | BP04.211.001 | [7723] Other Operational Expenditure | | | | |
| BR04.211.002 | [7850] Interest On Investment | | | | | | | | | | |
| | BR04.211 TOTAL | 1,50,000 | 7,00,000 | 6,37,000 | | | BP04.211 TOTAL | | | | |
| BR04.212 | Receipts From NMEICT Project Funds | | | | | BP04.212 | EPG Adult Education | | | | |
| BR04.212.001 | [7756] Receipts Of Grant | 12,42,967 | 10,00,000 | 6,17,100 | | BP04.212.001 | [7724] Other Operational Expenditure | | | | |
| BR04.212.002 | [7851] Interest On Investment | 86,537 | | | | | | | | | |
| | BR04.212 TOTAL | 13,29,504 | 10,00,000 | 6,17,100 | | | BP04.212 TOTAL | | | | |
| BR04.213 | ICT Training Workshop | | | | | BP04.213 | Commonwealth Tel Implementation | | | | |
| BR04.213.001 | [7786] Receipt Of Grant | | | | | BP04.213.001 | [7725] Other Operational Expenditure | | 1,50,000 | 1,50,000 | |
| BR04.213.002 | [7852] Interest On Investment | | | | | | | | | | |
| | BR04.213 TOTAL | | | | | | BP04.213 TOTAL | | 1,50,000 | 1,50,000 | |
| BR04.214 | E- Pathshala UGC | | | | | BP04.214 | Oxford Up Project | | | | |
| BR04.214.001 | [7784] Receipt Of Grant | | | | | BP04.214.001 | [7726] Other Operational Expenditure | 1,50,000 | 7,00,000 | 6,37,000 | |
| BR04.214.002 | [7853] Interest On Investment | | | | | | | | | | |
| | BR04.214 TOTAL | | | | | | BP04.214 TOTAL | 1,50,000 | 7,00,000 | 6,37,000 | |
| BR04.215 | SKKEF Project | | | | | BP04.215 | NMEICT Project Fund | | | | |
| BR04.215.001 | [7776] Receipt Of Grant | | 1,00,000 | 50,000 | 2,00,000 | BP04.215.001 | [7760] Other Operational Expenditure | | | | |

| RECEIPTS | | | | | | EXPENDITURE | | | | | |
|--------------|--|---|------------------------------------|---|------------------------------------|--------------|--|---|------------------------------------|---|------------------------------------|
| ALIAS | PARTICULARS | Unaudited Figures For Year 2016 - 2017 | Budget Estimates 2017 - 2018 | Revised Budget Estimates 2017 - 2018 | Budget Estimates 2018 - 2019 | ALIAS | PARTICULARS | Unaudited Figures For Year 2016 - 2017 | Budget Estimates 2017 - 2018 | Revised Budget Estimates 2017 - 2018 | Budget Estimates 2018 - 2019 |
| BR04.215.002 | [7854] Interest On Investment | | | | | | | | | | |
| | BR04.215 TOTAL | | 1,00,000 | 50,000 | 2,00,000 | | BP04.215 TOTAL | | | | |
| BR04.216 | British Council | | | | | BP04.216 | SKKEF | | | | |
| BR04.216.001 | [7785] Receipt Of Grant | | | | | BP04.216.001 | [7801] Other Operational Expenditure | | 1,00,000 | 50,000 | 2,00,000 |
| BR04.216.002 | [7855] Interest On Investment | | | | | | | | | | |
| | BR04.216 TOTAL | | | | | | BP04.216 TOTAL | | 1,00,000 | 50,000 | 2,00,000 |
| | | | | | | BP04.217 | E-pathshala UGC | | | | |
| | | | | | | BP04.217.001 | [7802] Other Operational Expenditure | | | | |
| | | | | | | | BP04.217 TOTAL | | | | |
| | | | | | | BP04.218 | Ict Traning Workshop | | | | |
| | | | | | | BP04.218.001 | [7803] Other Operational Expenditure | | | | |
| | | | | | | | BP04.218 TOTAL | | | | |
| | | | | | | BP04.219 | British Council | | | | |
| | | | | | | BP04.219.001 | [7804] Other Operational Expenditure | | | | |
| | | | | | | | BP04.219 TOTAL | | | | |
| | BR04 TOTAL | 18,17,167 | 19,50,000 | 14,54,100 | 2,00,000 | | BP04 TOTAL | 18,17,167 | 19,50,000 | 14,54,100 | 2,00,000 |
| BR08 | Grant-In-Aid U G C - Other Than Plan - Revenue | | | | | BP08 | Grant-In-Aid U G C - Other Than Plan - Revenue | | | | |
| BR08.205 | M.A./ M.Sc. Innovative Prog. Teaching & Research In Interdisciplinary | | | | | BP08.205 | M.A./ M.Sc. Innovative Prog. Teaching & Research In Interdisciplinary | | | | |
| BR08.205.001 | [1240] Contingency | 44,180 | 1,20,000 | 1,20,000 | | BP08.205.001 | [4591] Contingency | 44,180 | 1,20,000 | 1,20,000 | |
| BR08.205.002 | [1241] Travel/Field Trip | 1,729 | 40,000 | 40,000 | | BP08.205.002 | [4592] Travel/Field Trips | 1,729 | 40,000 | 40,000 | |
| BR08.205.003 | [1242] Hiring Services | 1,25,000 | 60,000 | 60,000 | | BP08.205.003 | [4593] Hiring Services | 1,25,000 | 60,000 | 60,000 | |
| BR08.205.004 | [1243] Visiting/Guest Faculty | 53,400 | 1,00,000 | 1,00,000 | | BP08.205.004 | [4594] Visiting / Guest Faculty | 53,400 | 1,00,000 | 1,00,000 | |
| BR08.205.005 | [1244] Equipment | 3,84,434 | 2,12,000 | 2,78,000 | | BP08.205.006 | [4596] Equipment | 3,84,434 | 2,12,000 | 2,78,000 | |
| BR08.205.006 | [1245] Books And Journals | 37,358 | 81,000 | 90,000 | | BP08.205.007 | [4597] Books And Journals | 37,358 | 81,000 | 90,000 | |
| BR08.205.007 | [1246] Minor Equipment | | 1,65,000 | 1,66,000 | | BP08.205.008 | [4598] Minor Equipment | | 1,65,000 | 1,66,000 | |
| BR08.205.008 | [1247] Minor Repair/Facilities | 32,357 | 45,000 | 43,000 | | BP08.205.009 | [4599] Minor Repair/Facilities | 32,357 | 45,000 | 43,000 | |
| BR08.205.009 | [1248] Interest On Investment | | | | | | | | | | |
| | BR08.205 TOTAL | 6,78,458 | 8,23,000 | 8,97,000 | | | BP08.205 TOTAL | 6,78,458 | 8,23,000 | 8,97,000 | |
| | BR08 TOTAL | 6,78,458 | 8,23,000 | 8,97,000 | | | BP08 TOTAL | 6,78,458 | 8,23,000 | 8,97,000 | |
| | Sector B TOTAL | 28,92,966 | 1,40,94,000 | 3,93,17,100 | 4,98,72,000 | | Sector B TOTAL | 28,92,966 | 1,40,94,000 | 3,93,17,100 | 4,98,72,000 |
| Sector D | Deposits And Advances Budget | | | | | Sector D | Deposits And Advances Budget | | | | |
| DR01 | Students Related Deposits | | | | | DP01 | Students Related Deposits | | | | |
| DR01.301 | Library Deposit | | | | | DP01.301 | Library Deposit | | | | |
| DR01.301.001 | [2105] Receipts Of Deposit | 10,500 | 10,500 | 16,500 | 18,000 | DP01.301.001 | [5291] Refund Of Deposit | 10,500 | 10,500 | 16,500 | 18,000 |
| | DR01.301 TOTAL | 10,500 | 10,500 | 16,500 | 18,000 | | DP01.301 TOTAL | 10,500 | 10,500 | 16,500 | 18,000 |

0397 - Department Of Resource Management, Juhu (Aided)

(Old Aided Code : 1421)

| RECEIPTS | | | | | | EXPENDITURE | | | | | |
|----------|---|---|------------------------------------|---|------------------------------------|--------------|---|---|------------------------------------|---|------------------------------------|
| ALIAS | PARTICULARS | Unaudited Figures For Year 2016 - 2017 | Budget Estimates 2017 - 2018 | Revised Budget Estimates 2017 - 2018 | Budget Estimates 2018 - 2019 | ALIAS | PARTICULARS | Unaudited Figures For Year 2016 - 2017 | Budget Estimates 2017 - 2018 | Revised Budget Estimates 2017 - 2018 | Budget Estimates 2018 - 2019 |
| Sector A | Capital And Revenue Receipt / Expenditure Budget | | | | | Sector A | Capital And Revenue Receipt / Expenditure Budget | | | | |
| | | | | | | AP01 | Land & Building | | | | |
| | | | | | | AP01.102 | Major Repairs & Renovation | | | | |
| | | | | | | AP01.102.005 | [3015] Major Repairs & Renovation | | 20,000 | | 20,000 |
| | | | | | | | AP01.102 TOTAL | | 20,000 | | 20,000 |
| | | | | | | | AP01 TOTAL | | 20,000 | | 20,000 |
| | | | | | | AP03 | Furniture & Fixtures | | | | |
| | | | | | | AP03.101 | Purchase Of Furniture & Fixtures | | | | |
| | | | | | | AP03.101.001 | [3065] Purchase Of Furniture | | 10,000 | 5,000 | 10,000 |
| | | | | | | | AP03.101 TOTAL | | 10,000 | 5,000 | 10,000 |
| | | | | | | AP03.102 | Major Repairs To Furniture & Fixtures | | | | |
| | | | | | | AP03.102.001 | [3075] Major Repairs To Furniture & Fixtures | | 3,000 | 1,000 | 3,000 |
| | | | | | | | AP03.102 TOTAL | | 3,000 | 1,000 | 3,000 |
| | | | | | | | AP03 TOTAL | | 13,000 | 6,000 | 13,000 |
| | | | | | | AP04 | Equipments | | | | |
| | | | | | | AP04.101 | Purchase Of Equipments | | | | |
| | | | | | | AP04.101.003 | [3087] Purchase Of Equipment | | 25,000 | 5,700 | 25,000 |
| | | | | | | | AP04.101 TOTAL | | 25,000 | 5,700 | 25,000 |
| | | | | | | | AP04 TOTAL | | 25,000 | 5,700 | 25,000 |
| | | | | | | AP05 | Electrical Installation Work | | | | |
| | | | | | | AP05.101 | New Electrical Installation | | | | |
| | | | | | | AP05.101.002 | [3126] New Electrical Installation | | 8,000 | 5,000 | 8,000 |
| | | | | | | | AP05.101 TOTAL | | 8,000 | 5,000 | 8,000 |
| | | | | | | AP05.102 | Major Repairs To Electrical Installation | | | | |
| | | | | | | AP05.102.002 | [3132] Major Repairs To Electrical Installation | 2,000 | 5,000 | 1,000 | 5,000 |
| | | | | | | | AP05.102 TOTAL | 2,000 | 5,000 | 1,000 | 5,000 |
| | | | | | | | AP05 TOTAL | 2,000 | 13,000 | 6,000 | 13,000 |
| | | | | | | AP07 | Books & Journals | | | | |
| | | | | | | AP07.101 | Purchase Of Books & Journals | | | | |
| | | | | | | AP07.101.001 | [3155] Purchase Of Books & Journals | | 10,000 | 7,000 | 10,000 |
| | | | | | | | AP07.101 TOTAL | | 10,000 | 7,000 | 10,000 |
| | | | | | | AP07.102 | Purchase Of E-Books & Journals | | | | |

| RECEIPTS | | | | | | EXPENDITURE | | | | | |
|--------------|--|--|------------------------------|--------------------------------------|------------------------------|--------------|---|--|------------------------------|--------------------------------------|------------------------------|
| ALIAS | PARTICULARS | Unaudited Figures For Year 2016 - 2017 | Budget Estimates 2017 - 2018 | Revised Budget Estimates 2017 - 2018 | Budget Estimates 2018 - 2019 | ALIAS | PARTICULARS | Unaudited Figures For Year 2016 - 2017 | Budget Estimates 2017 - 2018 | Revised Budget Estimates 2017 - 2018 | Budget Estimates 2018 - 2019 |
| | | | | | | AP07.102.002 | [3166] Purchase Of E-Books & Journals | 2,000 | 5,000 | 2,000 | 5,000 |
| | | | | | | | AP07.102 TOTAL | 2,000 | 5,000 | 2,000 | 5,000 |
| | | | | | | | AP07 TOTAL | 2,000 | 15,000 | 9,000 | 15,000 |
| | | | | | | AP08 | Software & Development | | | | |
| | | | | | | AP08.101 | Purchase Of Software | | | | |
| | | | | | | AP08.101.005 | [3174] Purchase Of Software | 5,000 | 10,000 | 5,000 | 10,000 |
| | | | | | | | AP08.101 TOTAL | 5,000 | 10,000 | 5,000 | 10,000 |
| | | | | | | | AP08 TOTAL | 5,000 | 10,000 | 5,000 | 10,000 |
| | | | | | | AP09 | Hardware & Peripherals | | | | |
| | | | | | | AP09.101 | Development Exp. | | | | |
| | | | | | | AP09.101.002 | [3201] Purchase Of Hardware | | 10,000 | 10,200 | 12,000 |
| | | | | | | | AP09.101 TOTAL | | 10,000 | 10,200 | 12,000 |
| | | | | | | AP09.102 | Major Upgradation To Hardware | | | | |
| | | | | | | AP09.102.001 | [3211] Computer | | 10,000 | 5,000 | 10,000 |
| | | | | | | | AP09.102 TOTAL | | 10,000 | 5,000 | 10,000 |
| | | | | | | | AP09 TOTAL | | 20,000 | 15,200 | 22,000 |
| AR10 | Other Development Receipts | | | | | | | | | | |
| AR10.101 | Development Fees | | | | | | | | | | |
| AR10.101.001 | [0111] Development Fees From Student - Institute Share | 2,750 | 5,125 | 2,625 | 2,000 | | | | | | |
| | [0112] Development Fees From Student-University Share | 2,750 | 5,125 | 2,625 | 2,000 | | | | | | |
| | [0113] Development Fee | 5,500 | 10,250 | 5,250 | 4,000 | | | | | | |
| | AR10.101 TOTAL | 2,750 | 5,125 | 2,625 | 2,000 | | | | | | |
| | AR10 TOTAL | 2,750 | 5,125 | 2,625 | 2,000 | | | | | | |
| AR21 | Fees From Students & Colleges | | | | | AP21 | Academic & Activity Expenses | | | | |
| AR21.201 | Academic Receipts - University | | | | | AP21.201 | Academic Expenses | | | | |
| AR21.201.025 | [0208] Alumni Fees Net | 1,100 | 1,100 | 1,100 | 900 | AP21.201.001 | [3325] Admission Expenses | 2,000 | 5,000 | 2,450 | 5,000 |
| AR21.201.027 | [0210] Centenary Fees Net | | | | | AP21.201.002 | [3326] Publications | 5,000 | 5,000 | 1,000 | 5,000 |
| | [6372] Centenary Fees - Gross | 2,200 | 4,100 | | | AP21.201.003 | [3327] Field Work/Participation | 3,000 | 3,000 | 3,000 | 3,000 |
| | [6373] Less :100 % Transfer To Univaersity | 2,200 | 4,100 | | | AP21.201.005 | [3329] Laboratory Expenses | 5,000 | 5,000 | 8,000 | 8,000 |
| AR21.201.028 | [0211] Subject Association Fee Net | 100 | 2,050 | | | AP21.201.011 | [3335] Prospectus Expenses | 3,000 | 3,000 | 3,000 | 3,000 |
| | [6374] Subject Association Fees - Gross | | | 800 | 800 | AP21.201.012 | [3336] Forms Expenses | | | | |
| | [6375] Less : 100 % Transfer To University | | | 800 | 800 | | | | | | |
| AR21.201.029 | [0212] Calandar Fee Net | 700 | | | | | | | | | |
| | AR21.201 TOTAL | 1,900 | 3,150 | 1,100 | 900 | | AP21.201 TOTAL | 18,000 | 21,000 | 17,450 | 24,000 |

| RECEIPTS | | | | | | EXPENDITURE | | | | | |
|--------------|--|---|------------------------------------|---|------------------------------------|--------------|-----------------------------------|---|------------------------------------|---|------------------------------------|
| ALIAS | PARTICULARS | Unaudited Figures For Year 2016 - 2017 | Budget Estimates 2017 - 2018 | Revised Budget Estimates 2017 - 2018 | Budget Estimates 2018 - 2019 | ALIAS | PARTICULARS | Unaudited Figures For Year 2016 - 2017 | Budget Estimates 2017 - 2018 | Revised Budget Estimates 2017 - 2018 | Budget Estimates 2018 - 2019 |
| AR21.202 | Academic Receipts -Institution | | | | | AP21.202 | Activity Expenses | | | | |
| AR21.202.001 | [0220] Admission Fee | 5,600 | 9,430 | 4,800 | 3,700 | AP21.202.001 | [3355] Gymkhana Expenses | 100 | 5,000 | 5,000 | 5,000 |
| AR21.202.002 | [0221] Tution Fee | 28,800 | 49,200 | 25,200 | 19,200 | AP21.202.003 | [3357] Computer Training Expenses | 3,000 | 3,000 | 3,000 | 3,000 |
| AR21.202.003 | [0222] Computer Training Fee | 6,900 | 12,300 | 6,300 | 19,200 | AP21.202.006 | [3360] Computer Lab Expenses | 3,000 | 5,000 | 2,000 | 5,000 |
| AR21.202.004 | [0223] Identity Card Fee | 900 | | 800 | 600 | AP21.202.012 | [3366] Field Visit Expenses | 2,000 | 2,000 | 1,000 | 2,000 |
| | [0224] Diary Fee - Gross | 1,200 | | | | AP21.202.013 | [3367] Phd Expenses | 1,000 | 5,000 | 5,000 | 5,000 |
| | [0225] Diary Fee - Less : 100% Transfer To University | | | | | AP21.202.020 | [3374] Internship Expenses | | | | |
| AR21.202.005 | [0226] Diary Fee - Net | 1,200 | | | | AP21.202.038 | [3391] Guest Lecture | 2,000 | 2,000 | 2,000 | 2,000 |
| | [0227] E-Suvidha Fee - Gross | 1,100 | 2,050 | 1,000 | 800 | AP21.202.039 | [3392] Naac Expenses | | | | |
| | [0228] E-Suvidha - Less : 100% Transfer To University | 1,100 | 2,050 | 1,000 | 800 | | | | | | |
| AR21.202.006 | [0229] E-Suvidha - Net | | | | | | | | | | |
| | [0230] Students Welfare Fee - Gross | 1,800 | 3,075 | 1,600 | 1,200 | | | | | | |
| | [0231] Students Welfare Fee -Less : Transfer To University | 1,800 | 3,075 | 1,600 | 1,200 | | | | | | |
| AR21.202.007 | [0232] Students Welfare Fee - Net | 1,700 | | | | | | | | | |
| | [0233] Medical Fee - Gross | 900 | 1,435 | 800 | 600 | | | | | | |
| | [0234] Medical Fee-Less : Transfer To University | 900 | 1,435 | 800 | 600 | | | | | | |
| AR21.202.008 | [0235] Medical Fee - Net | | | | | | | | | | |
| | [0236] Sports Fee - Gross | 2,200 | 4,100 | 2,100 | 1,600 | | | | | | |
| | [0237] Sports Fee -Less : Transfer To University | 2,200 | 4,100 | 2,100 | 1,600 | | | | | | |
| AR21.202.009 | [0238] Sports Fee - Net | | | | | | | | | | |
| | [0239] Disaster Management Fee - Gross | 300 | 410 | 200 | 200 | | | | | | |
| | [0240] Disaster Management Fee -Less : 100% Transfer To University | 300 | 410 | 200 | 200 | | | | | | |
| AR21.202.010 | [0241] Disaster Management Fee - Net | | | | | | | | | | |
| | [0242] Ashwamedh/ Avishkar/ Indradhanushya Fee - Gross | 660 | 1,230 | 600 | 500 | | | | | | |
| | [0243] Ashwamedh/ Avishkar/ Indradhanushya Fee -Less : 100% Transfer To University | 660 | 1,230 | 600 | 500 | | | | | | |
| AR21.202.011 | [0244] Ashwamedh/ Avishkar/ Indradhanushya Fee - Net | | | | | | | | | | |
| | [0245] Eligibility Fee -Gross | 2,000 | 2,500 | 1,300 | 1,300 | | | | | | |
| | [0246] Eligibility Fee -Less : 100% Transfer To University | 2,000 | 2,500 | | 1,300 | | | | | | |
| AR21.202.012 | [0247] Eligibility Fee -Net | | | | | | | | | | |
| | [0248] Enrolment Fee - Gross | 4,200 | 3,750 | 2,500 | 1,800 | | | | | | |

| RECEIPTS | | | | | | EXPENDITURE | | | | | |
|--------------|---|--|------------------------------|--------------------------------------|------------------------------|-------------|-----------------------|--|------------------------------|--------------------------------------|------------------------------|
| ALIAS | PARTICULARS | Unaudited Figures For Year 2016 - 2017 | Budget Estimates 2017 - 2018 | Revised Budget Estimates 2017 - 2018 | Budget Estimates 2018 - 2019 | ALIAS | PARTICULARS | Unaudited Figures For Year 2016 - 2017 | Budget Estimates 2017 - 2018 | Revised Budget Estimates 2017 - 2018 | Budget Estimates 2018 - 2019 |
| AR21.202.013 | [0249] Enrolment Fee - Less : 100% Transfer To University | 4,200 | 3,750 | 2,300 | 1,800 | | | | | | |
| | [0250] Enrolment Fee - Net | | | | | | | | | | |
| | [0251] Examinations - Gross | 17,800 | 98,400 | 50,400 | 38,400 | | | | | | |
| AR21.202.014 | [0252] Examinations -Less :Transfer To University | 71,000 | 98,400 | 50,400 | 38,400 | | | | | | |
| | [0253] Examinations Fee- Net | | | | | | | | | | |
| | [0254] Practical Examination Fees - Gross | 14,000 | 41,000 | 21,000 | 16,000 | | | | | | |
| AR21.202.015 | [6300] Practical Examinations Fee-Less : Transfer To University | 8,000 | 41,000 | 21,000 | 16,000 | | | | | | |
| | [6301] Practical Examinations Fee - Net | | | | | | | | | | |
| | [6304] Convocation Fee - Gross | 3,200 | 4,950 | 4,950 | 4,050 | | | | | | |
| AR21.202.017 | [6305] Convocation Fee -Less : 100% Transfer To University | 2,700 | 4,950 | 4,950 | 4,050 | | | | | | |
| | [6306] Convocation Fee - Net | | | | | | | | | | |
| | [6307] Library Fee - Gross | 22,000 | 41,000 | 20,000 | 16,000 | | | | | | |
| AR21.202.018 | [6308] Library Fee -Less : 100% Transfer To University Library | 22,000 | 41,000 | 20,000 | 16,000 | | | | | | |
| | [6309] Library Fee - Net | | | | | | | | | | |
| | [6310] College Library Fee - Gross | 18,000 | 61,500 | 13,500 | 10,500 | | | | | | |
| AR21.202.019 | [6311] College Library Fee - Less : 100% Transfer To University Library | 18,000 | 61,500 | 13,500 | 10,500 | | | | | | |
| | [6312] College Library Fee - - Net | 18,000 | | | | | | | | | |
| | [6318] Passing Certificate Fee - Gross | 600 | 1,650 | 1,650 | 1,350 | | | | | | |
| AR21.202.023 | [6319] Passing Certificate Fee -Less : 100% Transfer To University | 1,100 | 1,650 | 1,650 | 1,350 | | | | | | |
| | [6320] Passing Certificate Fee | 300 | | | | | | | | | |
| | [6321] Dissertation Fee - Gross | 1,000 | 2,750 | 2,700 | 2,250 | | | | | | |
| AR21.202.024 | [6322] Dissertation Fee -Less : 100% Transfer To University | 1,800 | 2,750 | 2,700 | 2,250 | | | | | | |
| | [6323] Dissertation Fee - Net | 500 | | | | | | | | | |
| | AR21.202 TOTAL | 63,900 | 70,930 | 37,100 | 42,700 | | AP21.202 TOTAL | 11,100 | 22,000 | 18,000 | 22,000 |
| AR21.203 | Activity Fees | | | | | | | | | | |
| AR21.203.001 | [0260] Gymkhana Fee | 11,000 | 20,500 | 10,500 | 8,000 | | | | | | |
| AR21.203.002 | [0261] Laboratory Fee | 50,000 | 20,500 | 1,05,000 | 80,000 | | | | | | |
| AR21.203.004 | [0263] Internship Fee | | | | | | | | | | |
| AR21.203.005 | [0264] Placement Fee | 5,500 | | 5,500 | 4,500 | | | | | | |
| AR21.203.023 | [0282] Department Activity Fee | | | | | | | | | | |
| AR21.203.042 | [0301] Ph.D Fine | 3,700 | | | | | | | | | |
| AR21.203.056 | [0315] Computer Fees | 44,000 | 82,000 | 1,50,000 | 1,50,000 | | | | | | |
| AR21.203.096 | [0355] Insurance Fees | 500 | 902 | 500 | 360 | | | | | | |

| RECEIPTS | | | | | | EXPENDITURE | | | | | |
|--------------|---|---|------------------------------------|---|------------------------------------|--------------|---|---|------------------------------------|---|------------------------------------|
| ALIAS | PARTICULARS | Unaudited Figures For Year 2016 - 2017 | Budget Estimates 2017 - 2018 | Revised Budget Estimates 2017 - 2018 | Budget Estimates 2018 - 2019 | ALIAS | PARTICULARS | Unaudited Figures For Year 2016 - 2017 | Budget Estimates 2017 - 2018 | Revised Budget Estimates 2017 - 2018 | Budget Estimates 2018 - 2019 |
| | AR21.203 TOTAL | 1,14,700 | 1,23,902 | 2,71,500 | 2,42,860 | | | | | | |
| | | | | | | AP21.206 | Seminars & Conferences | | | | |
| | | | | | | AP21.206.001 | [3515] Seminar Publication | 5,000 | 10,000 | | 5,000 |
| | | | | | | AP21.206.009 | [3523] Other Expenses - Seminar & Conferences | 5,000 | 5,000 | | 5,000 |
| | | | | | | | AP21.206 TOTAL | 10,000 | 15,000 | | 10,000 |
| AR21.207 | Other Fee | | | | | AP21.207 | Materials, Consumables, Stores & Chemicals | | | | |
| AR21.207.002 | [0412] Fine/ Miscellaneous Fee | 3,500 | 6,150 | 3,200 | 2,400 | AP21.207.001 | [3530] Materials | 3,000 | 5,000 | 5,000 | 5,000 |
| AR21.207.004 | [0414] Co Curricular Fee | 11,000 | 20,500 | 10,500 | 8,000 | AP21.207.002 | [3531] Consumables Expenses | 5,000 | 5,000 | | 5,000 |
| AR21.207.009 | [0419] Transcript Charge (Income) | 1,000 | 2,000 | 2,000 | 2,000 | | | | | | |
| AR21.207.016 | [0426] Admission Processing Fees | 400 | 1,500 | 1,100 | 1,000 | | | | | | |
| | AR21.207 TOTAL | 15,900 | 30,150 | 16,800 | 13,400 | | AP21.207 TOTAL | 8,000 | 10,000 | 5,000 | 10,000 |
| AR21.210 | Ph. D. Fee | | | | | | | | | | |
| AR21.210.004 | [0467] Admission Fee | | 5,000 | | 5,000 | | | | | | |
| AR21.210.005 | [0468] Tuition Fee | 46,500 | 30,000 | 1,56,500 | 1,40,500 | | | | | | |
| AR21.210.006 | [0469] Laboratory Fee | 60,000 | 80,000 | 1,76,000 | 80,000 | | | | | | |
| AR21.210.007 | [0470] Department Activity Fee | 8,000 | 10,000 | 11,000 | 11,000 | | | | | | |
| | [0471] Caution Deposit - Gross | | 5,000 | | | | | | | | |
| | [0472] Caution Deposit - Less : 100% Refundable To Student | | 5,000 | | | | | | | | |
| AR21.210.008 | [0473] Caution Money Deposit | | | | | | | | | | |
| | [0474] Library Fee - Gross | 4,000 | 20,000 | 12,000 | 20,000 | | | | | | |
| | [6350] Library Fee - Less : 100% Trf To Central Library | 4,000 | 20,000 | 12,000 | 20,000 | | | | | | |
| AR21.210.009 | [6351] Library Fee | | | | | | | | | | |
| AR21.210.011 | [6355] Evaluation Fee | | | | | | | | | | |
| | [6356] Library Deposit - Gross | | 2,000 | | | | | | | | |
| | [6357] Library Deposit - Less : 100% Trf To Central Library | | 2,000 | | | | | | | | |
| AR21.210.012 | [6358] Library Deposit - Net | | | | | | | | | | |
| | AR21.210 TOTAL | 1,14,500 | 1,25,000 | 3,43,500 | 2,36,500 | | | | | | |
| | AR21 TOTAL | 3,10,900 | 3,53,132 | 6,70,000 | 5,36,360 | | AP21 TOTAL | 47,100 | 68,000 | 40,450 | 66,000 |
| | | | | | | AP22 | Administrative & General Expenses | | | | |
| | | | | | | AP22.201 | Administrative Expenses | | | | |
| | | | | | | AP22.201.001 | [3601] Advertisement And Publicity | | 7,000 | | 7,000 |
| | | | | | | AP22.201.002 | [3602] Printing | 2,000 | 3,000 | 3,000 | 5,000 |
| | | | | | | AP22.201.003 | [3603] Stationery | 4,000 | 7,000 | 7,000 | 7,000 |
| | | | | | | AP22.201.004 | [3604] Paper For Printing | | | | |
| | | | | | | AP22.201.005 | [3605] Xeroxing Charges | 700 | 3,000 | 3,000 | 3,000 |

| RECEIPTS | | | | | | EXPENDITURE | | | | | |
|----------|-------------|--|------------------------------|--------------------------------------|------------------------------|--------------|---|--|------------------------------|--------------------------------------|------------------------------|
| ALIAS | PARTICULARS | Unaudited Figures For Year 2016 - 2017 | Budget Estimates 2017 - 2018 | Revised Budget Estimates 2017 - 2018 | Budget Estimates 2018 - 2019 | ALIAS | PARTICULARS | Unaudited Figures For Year 2016 - 2017 | Budget Estimates 2017 - 2018 | Revised Budget Estimates 2017 - 2018 | Budget Estimates 2018 - 2019 |
| | | | | | | AP22.201.006 | [3606] Electricity And Power | 1,26,000 | 50,000 | 50,000 | 50,000 |
| | | | | | | AP22.201.007 | [3607] Telephone And Internet Charges | 5,000 | 5,000 | 5,000 | 5,000 |
| | | | | | | AP22.201.008 | [3608] Postage , Telegram & Courier Charges | 500 | 500 | 500 | 500 |
| | | | | | | AP22.201.011 | [3611] Meeting Expenses | | | | |
| | | | | | | AP22.201.015 | [3615] Uniform To Peons | 1,800 | 1,800 | | 1,800 |
| | | | | | | AP22.201.016 | [3616] Sanitary Materials | 2,000 | 2,000 | 1,000 | 2,000 |
| | | | | | | AP22.201.020 | [3620] Labour Charges | 1,000 | 1,000 | 1,000 | 1,000 |
| | | | | | | AP22.201.021 | [3621] Pest Control | 2,000 | 2,000 | 1,000 | 2,000 |
| | | | | | | AP22.201.022 | [3622] Bank Charges | 1,000 | 1,000 | 1,000 | 1,000 |
| | | | | | | AP22.201.023 | [3623] Miscellaneous Expenses | 500 | 2,000 | 3,000 | 3,000 |
| | | | | | | AP22.201.024 | [3624] Statutory Audit Charges | 10,000 | 10,000 | 10,000 | 10,000 |
| | | | | | | AP22.201.025 | [3625] Internal Audit Charges | 10,000 | 10,000 | 10,000 | 10,000 |
| | | | | | | AP22.201.028 | [3628] Outsourcing Account Work | 5,000 | | | 5,000 |
| | | | | | | AP22.201.030 | [3630] Umbrella To Peons /Staff | 300 | 300 | 300 | 300 |
| | | | | | | | AP22.201 TOTAL | 1,71,800 | 1,05,600 | 95,800 | 1,13,600 |
| | | | | | | AP22.202 | Travelling And Transportation Expenses | | | | |
| | | | | | | AP22.202.001 | [3645] Ta/Da Expenses Staff | 1,000 | 3,000 | 3,000 | 4,000 |
| | | | | | | | AP22.202 TOTAL | 1,000 | 3,000 | 3,000 | 4,000 |
| | | | | | | AP22.203 | Insurance & Taxes | | | | |
| | | | | | | AP22.203.003 | [3657] Property Tax | 25,000 | 25,000 | 25,000 | 25,000 |
| | | | | | | | AP22.203 TOTAL | 25,000 | 25,000 | 25,000 | 25,000 |
| | | | | | | AP22.204 | Outsource Services | | | | |
| | | | | | | AP22.204.001 | [3665] House Keeping Services | | 5,000 | 5,000 | 10,000 |
| | | | | | | AP22.204.003 | [3667] Gas | 10,000 | 10,000 | 2,000 | 2,000 |
| | | | | | | | AP22.204 TOTAL | 10,000 | 15,000 | 7,000 | 12,000 |
| | | | | | | AP22.205 | Repairs And Maintenance | | | | |
| | | | | | | AP22.205.001 | [3675] Maintenance Of Office Equipments | 3,000 | 5,000 | 2,000 | 5,000 |
| | | | | | | AP22.205.002 | [3676] Maintenance Of Furniture & Fixture | 2,600 | 4,000 | 4,000 | 4,000 |
| | | | | | | AP22.205.003 | [3677] Maintenance Of Electric Installation | 3,000 | 3,000 | 5,100 | 5,000 |
| | | | | | | AP22.205.004 | [3678] Maintenance Of Hardwares | 5,000 | 5,000 | 5,000 | 5,000 |
| | | | | | | AP22.205.005 | [3679] Maintenance Of Software | 3,800 | 5,000 | 5,000 | 5,000 |
| | | | | | | AP22.205.006 | [3680] Maintenance Of AC | 3,000 | 3,000 | | 3,000 |
| | | | | | | AP22.205.010 | [3684] Antivirus Software | 3,000 | 3,000 | 3,000 | 3,000 |
| | | | | | | AP22.205.012 | [3686] Maintenance Of Building | | 50,000 | | 50,000 |
| | | | | | | AP22.205.030 | [3704] Maintenance Of Computer | | 5,000 | 5,000 | 5,000 |
| | | | | | | | AP22.205 TOTAL | 23,400 | 83,000 | 29,100 | 85,000 |
| | | | | | | AP22.206 | Other Expenses | | | | |
| | | | | | | AP22.206.001 | [3710] Provision For Bad & Doubtful Debts/ Advances | | | | |

| RECEIPTS | | | | | | EXPENDITURE | | | | | |
|--------------|---|---|------------------------------------|---|------------------------------------|--------------|---|---|------------------------------------|---|------------------------------------|
| ALIAS | PARTICULARS | Unaudited Figures For Year 2016 - 2017 | Budget Estimates 2017 - 2018 | Revised Budget Estimates 2017 - 2018 | Budget Estimates 2018 - 2019 | ALIAS | PARTICULARS | Unaudited Figures For Year 2016 - 2017 | Budget Estimates 2017 - 2018 | Revised Budget Estimates 2017 - 2018 | Budget Estimates 2018 - 2019 |
| | | | | | | AP22.206.002 | [3711] Irrecoverable Balances Written-Off | | | | |
| | | | | | | AP22.206.004 | [3713] Hospitality & Sumptuary Expenses | 100 | 2,000 | 2,000 | 2,000 |
| | | | | | | | AP22.206 TOTAL | 100 | 2,000 | 2,000 | 2,000 |
| | | | | | | | AP22 TOTAL | 2,31,300 | 2,33,600 | 1,61,900 | 2,41,600 |
| AR31 | Salary Grants | | | | | AP31 | Staff Payments & Benefits | | | | |
| AR31.201 | State Government- Salary Grants (Non Teaching /Teaching Staff Under Sps) | | | | | AP31.201 | Aided Salaries (Teaching Staff Approved Under Sps) | | | | |
| AR31.201.001 | [0485] Salary Grant | 3,62,600 | 62,98,000 | 44,66,700 | 66,28,600 | AP31.201.001 | [3750] Pay & Allowances | 23,43,700 | 39,95,000 | 39,74,100 | 43,72,000 |
| AR31.201.002 | [0486] Arrears Of Salary Grants | | | | | AP31.201.002 | [3751] Clock Hour Basis / Consolidated | 1,75,000 | 2,50,000 | 1,90,800 | 2,50,000 |
| | | | | | | AP31.201.003 | [3752] Vacant Posts | | | 14,57,000 | 14,57,000 |
| | AR31.201 TOTAL | 3,62,600 | 62,98,000 | 44,66,700 | 66,28,600 | | AP31.201 TOTAL | 25,18,700 | 57,02,000 | 41,64,900 | 60,79,000 |
| | | | | | | AP31.202 | Aided Non Teaching | | | | |
| | | | | | | AP31.202.001 | [3760] Pay & Allowances | 6,800 | 2,90,000 | 3,01,800 | 3,23,600 |
| | | | | | | AP31.202.003 | [3762] Vacant Posts | | 2,26,000 | | 2,26,000 |
| | | | | | | AP31.202.008 | [3767] Temporary Non Teaching Staff | 44,400 | | | |
| | | | | | | | AP31.202 TOTAL | 51,200 | 5,16,000 | 3,01,800 | 5,49,600 |
| | | | | | | AP31.205 | Un Aided Non Teaching | | | | |
| | | | | | | AP31.205.007 | [3806] Overtime | | 5,000 | | 5,000 |
| | | | | | | AP31.205.008 | [3807] Temp. Non Teaching Staff | 75,000 | 75,000 | 76,000 | 72,000 |
| | | | | | | | AP31.205 TOTAL | 75,000 | 80,000 | 76,000 | 77,000 |
| | AR31 TOTAL | 3,62,600 | 62,98,000 | 44,66,700 | 66,28,600 | | AP31 TOTAL | 26,44,900 | 62,98,000 | 45,42,700 | 67,05,600 |
| AR32 | Other Income | | | | | | | | | | |
| AR32.202 | Interest On Saving Accounts | | | | | | | | | | |
| AR32.202.001 | [0520] Interest On Saving Bank Account | 56,500 | 65,000 | 1,98,600 | 1,75,000 | | | | | | |
| | AR32.202 TOTAL | 56,500 | 65,000 | 1,98,600 | 1,75,000 | | | | | | |
| AR32.208 | Miscellaneous Receipts | | | | | | | | | | |
| AR32.208.008 | [0567] Any Other Income | 2,000 | 2,000 | 2,000 | 2,000 | | | | | | |
| | AR32.208 TOTAL | 2,000 | 2,000 | 2,000 | 2,000 | | | | | | |
| | AR32 TOTAL | 58,500 | 67,000 | 2,00,600 | 1,77,000 | | | | | | |
| AR33 | Income From Investments | | | | | | | | | | |
| AR33.202 | Investment From University Fund | | | | | | | | | | |
| AR33.202.007 | [0627] Interest On Term Deposits With Bank | 17,400 | 20,000 | | | | | | | | |
| | AR33.202 TOTAL | 17,400 | 20,000 | | | | | | | | |
| | AR33 TOTAL | 17,400 | 20,000 | | | | | | | | |
| AR34 | Sale Of Publications | | | | | | | | | | |
| AR34.203 | Sale Of Prospectus & Admission Forms | | | | | | | | | | |

| RECEIPTS | | | | | | EXPENDITURE | | | | | |
|--------------|--|---|------------------------------------|---|------------------------------------|--------------|-------------------------------------|---|------------------------------------|---|------------------------------------|
| ALIAS | PARTICULARS | Unaudited Figures For Year 2016 - 2017 | Budget Estimates 2017 - 2018 | Revised Budget Estimates 2017 - 2018 | Budget Estimates 2018 - 2019 | ALIAS | PARTICULARS | Unaudited Figures For Year 2016 - 2017 | Budget Estimates 2017 - 2018 | Revised Budget Estimates 2017 - 2018 | Budget Estimates 2018 - 2019 |
| AR34.203.001 | [0645] Sale Of Prospectus & Admission Forms | | | | | | | | | | |
| | AR34.203 TOTAL | | | | | | | | | | |
| | AR34 TOTAL | | | | | | | | | | |
| | Sector A TOTAL | 7,52,150 | 67,43,257 | 53,39,925 | 73,43,960 | | Sector A TOTAL | 29,32,300 | 67,15,600 | 47,91,950 | 71,31,200 |
| Sector D | Deposits And Advances Budget | | | | | Sector D | Deposits And Advances Budget | | | | |
| DR01 | Students Related Deposits | | | | | DP01 | Students Related Deposits | | | | |
| DR01.302 | Laboratory Deposit | | | | | DP01.302 | Laboratory Deposit | | | | |
| DR01.302.001 | [2110] Receipts Of Deposit | 5,500 | 15,000 | 5,000 | 10,000 | DP01.302.001 | [5295] Refund Of Deposit | 5,500 | 15,000 | 5,000 | 10,000 |
| | DR01.302 TOTAL | 5,500 | 15,000 | 5,000 | 10,000 | | DP01.302 TOTAL | 5,500 | 15,000 | 5,000 | 10,000 |
| DR01.306 | Caution Maoney Deposit | | | | | DP01.306 | Caution Maoney Deposit | | | | |
| DR01.306.001 | [2171] Caution Money Deposit(refund) | 1,200 | 3,000 | 1,000 | 2,000 | DP01.306.001 | [5320] Refund Of Deposit | 1,200 | 3,000 | 1,000 | 2,000 |
| | DR01.306 TOTAL | 1,200 | 3,000 | 1,000 | 2,000 | | DP01.306 TOTAL | 1,200 | 3,000 | 1,000 | 2,000 |
| | DR01 TOTAL | 6,700 | 18,000 | 6,000 | 12,000 | | DP01 TOTAL | 6,700 | 18,000 | 6,000 | 12,000 |
| | Sector D TOTAL | 6,700 | 18,000 | 6,000 | 12,000 | | Sector D TOTAL | 6,700 | 18,000 | 6,000 | 12,000 |
| | 0397 Aided Total | 7,58,850 | 67,61,257 | 53,45,925 | 73,55,960 | | 0397 Aided Total | 29,39,000 | 67,33,600 | 47,97,950 | 71,43,200 |



0398 - Department Of Human Development, Juhu (Aided)

(Old Aided Code : 1419)

| RECEIPTS | | | | | | EXPENDITURE | | | | | |
|----------|---|---|------------------------------------|---|------------------------------------|--------------|---|---|------------------------------------|---|------------------------------------|
| ALIAS | PARTICULARS | Unaudited Figures For Year 2016 - 2017 | Budget Estimates 2017 - 2018 | Revised Budget Estimates 2017 - 2018 | Budget Estimates 2018 - 2019 | ALIAS | PARTICULARS | Unaudited Figures For Year 2016 - 2017 | Budget Estimates 2017 - 2018 | Revised Budget Estimates 2017 - 2018 | Budget Estimates 2018 - 2019 |
| Sector A | Capital And Revenue Receipt / Expenditure Budget | | | | | Sector A | Capital And Revenue Receipt / Expenditure Budget | | | | |
| | | | | | | AP03 | Furniture & Fixtures | | | | |
| | | | | | | AP03.101 | Purchase Of Furniture & Fixtures | | | | |
| | | | | | | AP03.101.001 | [3065] Purchase Of Furniture | | 20,000 | 6,000 | 6,000 |
| | | | | | | | AP03.101 TOTAL | | 20,000 | 6,000 | 6,000 |
| | | | | | | | AP03 TOTAL | | 20,000 | 6,000 | 6,000 |
| | | | | | | AP04 | Equipments | | | | |
| | | | | | | AP04.101 | Purchase Of Equipments | | | | |
| | | | | | | AP04.101.003 | [3087] Purchase Of Equipment | 10,000 | 20,000 | 8,000 | 8,000 |
| | | | | | | | AP04.101 TOTAL | 10,000 | 20,000 | 8,000 | 8,000 |
| | | | | | | AP04.102 | Major Repairs To Equipments | | | | |
| | | | | | | AP04.102.001 | [3120] Repairs To Equipments | 10,000 | 10,000 | 5,000 | 5,000 |
| | | | | | | | AP04.102 TOTAL | 10,000 | 10,000 | 5,000 | 5,000 |
| | | | | | | | AP04 TOTAL | 20,000 | 30,000 | 13,000 | 13,000 |
| | | | | | | AP05 | Electrical Installation Work | | | | |
| | | | | | | AP05.101 | New Electrical Installation | | | | |
| | | | | | | AP05.101.002 | [3126] New Electrical Installation | 2,000 | 5,000 | 5,000 | 5,000 |
| | | | | | | | AP05.101 TOTAL | 2,000 | 5,000 | 5,000 | 5,000 |
| | | | | | | AP05.102 | Major Repairs To Electrical Installation | | | | |
| | | | | | | AP05.102.002 | [3132] Major Repairs To Electrical Installation | 2,000 | 5,000 | 5,000 | 5,000 |
| | | | | | | | AP05.102 TOTAL | 2,000 | 5,000 | 5,000 | 5,000 |
| | | | | | | | AP05 TOTAL | 4,000 | 10,000 | 10,000 | 10,000 |
| | | | | | | AP07 | Books & Journals | | | | |
| | | | | | | AP07.101 | Purchase Of Books & Journals | | | | |
| | | | | | | AP07.101.001 | [3155] Purchase Of Books & Journals | 10,000 | 10,000 | 8,000 | 8,000 |
| | | | | | | | AP07.101 TOTAL | 10,000 | 10,000 | 8,000 | 8,000 |
| | | | | | | AP07.102 | Purchase Of E-Books & Journals | | | | |
| | | | | | | AP07.102.002 | [3166] Purchase Of E-Books & Journals | 4,000 | 10,000 | | 5,000 |
| | | | | | | | AP07.102 TOTAL | 4,000 | 10,000 | | 5,000 |
| | | | | | | | AP07 TOTAL | 14,000 | 20,000 | 8,000 | 13,000 |
| | | | | | | AP08 | Software & Development | | | | |
| | | | | | | AP08.101 | Purchase Of Software | | | | |

| RECEIPTS | | | | | | EXPENDITURE | | | | | |
|--------------|--|--|------------------------------|--------------------------------------|------------------------------|--------------|---|--|------------------------------|--------------------------------------|------------------------------|
| ALIAS | PARTICULARS | Unaudited Figures For Year 2016 - 2017 | Budget Estimates 2017 - 2018 | Revised Budget Estimates 2017 - 2018 | Budget Estimates 2018 - 2019 | ALIAS | PARTICULARS | Unaudited Figures For Year 2016 - 2017 | Budget Estimates 2017 - 2018 | Revised Budget Estimates 2017 - 2018 | Budget Estimates 2018 - 2019 |
| | | | | | | AP08.101.005 | [3174] Purchase Of Software | 10,000 | 10,000 | 8,000 | 10,000 |
| | | | | | | | AP08.101 TOTAL | 10,000 | 10,000 | 8,000 | 10,000 |
| | | | | | | | AP08 TOTAL | 10,000 | 10,000 | 8,000 | 10,000 |
| | | | | | | AP09 | Hardware & Peripherals | | | | |
| | | | | | | AP09.101 | Development Exp. | | | | |
| | | | | | | AP09.101.001 | [3200] Purchase Of Computer | | | | |
| | | | | | | AP09.101.002 | [3201] Purchase Of Hardware | 5,000 | 15,000 | 5,000 | 20,000 |
| | | | | | | | AP09.101 TOTAL | 5,000 | 15,000 | 5,000 | 20,000 |
| | | | | | | | AP09 TOTAL | 5,000 | 15,000 | 5,000 | 20,000 |
| AR10 | Other Development Receipts | | | | | | | | | | |
| AR10.101 | Development Fees | | | | | | | | | | |
| AR10.101.001 | [0111] Development Fees From Student - Institute Share | 8,800 | 4,125 | 3,700 | 3,300 | | | | | | |
| | [0112] Development Fees From Student-University Share | 4,000 | 4,125 | 3,700 | 3,300 | | | | | | |
| | [0113] Development Fee | 8,000 | 8,250 | 7,400 | 6,500 | | | | | | |
| | AR10.101 TOTAL | 8,800 | 4,125 | 3,700 | 3,300 | | | | | | |
| | AR10 TOTAL | 8,800 | 4,125 | 3,700 | 3,300 | | | | | | |
| AR21 | Fees From Students & Colleges | | | | | AP21 | Academic & Activity Expenses | | | | |
| AR21.201 | Academic Receipts - University | | | | | AP21.201 | Academic Expenses | | | | |
| AR21.201.025 | [0208] Alumni Fees Net | | 1,300 | | | AP21.201.001 | [3325] Admission Expenses | 1,000 | 4,000 | 4,000 | 4,000 |
| | [6370] Alumni Fee - Gross | 1,100 | | 1,200 | 1,700 | AP21.201.002 | [3326] Publications | 10,000 | 20,000 | | 5,000 |
| | [6371] Less : 100 % Transfer To University | 1,100 | | 1,200 | 1,700 | AP21.201.005 | [3329] Laboratory Expenses | 15,000 | 15,000 | 5,000 | 8,000 |
| AR21.201.027 | [0210] Centenary Fees Net | | | | | AP21.201.011 | [3335] Prospectus Expenses | 5,000 | 5,000 | | 5,000 |
| | [6372] Centenary Fees - Gross | | | | | AP21.201.012 | [3336] Forms Expenses | 1,000 | 1,000 | | |
| | [6373] Less :100 % Transfer To Univaersity | | | | | | | | | | |
| AR21.201.028 | [0211] Subject Association Fee Net | | 1,650 | | | | | | | | |
| | [6374] Subject Association Fees - Gross | 1,800 | | 1,600 | 1,300 | | | | | | |
| | [6375] Less : 100 % Transfer To University | 1,800 | 1,650 | 1,600 | 1,300 | | | | | | |
| AR21.201.029 | [0212] Calandar Fee Net | | | | | | | | | | |
| | [6376] Calender Fees -Gross | | | | | | | | | | |
| | [6377] Less 100% Transfer To University | | | | | | | | | | |
| | AR21.201 TOTAL | | 2,950 | | | | AP21.201 TOTAL | 32,000 | 45,000 | 9,000 | 22,000 |
| AR21.202 | Academic Receipts -Institution | | | | | AP21.202 | Activity Expenses | | | | |
| AR21.202.001 | [0220] Admission Fee | 8,480 | 7,600 | 7,200 | 6,000 | AP21.202.001 | [3355] Gymkhana Expenses | 5,000 | 5,000 | 5,000 | 5,000 |
| AR21.202.002 | [0221] Tutition Fee | 48,000 | 39,600 | 35,400 | 31,200 | AP21.202.003 | [3357] Computer Training Expenses | 5,000 | 8,000 | 5,000 | 8,000 |
| AR21.202.003 | [0222] Computer Training Fee | 9,600 | 9,900 | 9,150 | 7,800 | AP21.202.006 | [3360] Computer Lab Expenses | | | | |

| RECEIPTS | | | | | | EXPENDITURE | | | | | |
|--------------|--|---|------------------------------------|---|------------------------------------|--------------|-----------------------------|---|------------------------------------|---|------------------------------------|
| ALIAS | PARTICULARS | Unaudited Figures For Year 2016 - 2017 | Budget Estimates 2017 - 2018 | Revised Budget Estimates 2017 - 2018 | Budget Estimates 2018 - 2019 | ALIAS | PARTICULARS | Unaudited Figures For Year 2016 - 2017 | Budget Estimates 2017 - 2018 | Revised Budget Estimates 2017 - 2018 | Budget Estimates 2018 - 2019 |
| AR21.202.004 | [0223] Identity Card Fee | 1,200 | 1,200 | 1,100 | 1,000 | AP21.202.012 | [3366] Field Visit Expenses | 3,000 | 5,000 | 5,000 | 5,000 |
| | [0224] Diary Fee - Gross | 1,650 | | | | AP21.202.013 | [3367] Phd Expenses | 1,240 | 8,000 | 6,000 | 8,000 |
| | [0225] Diary Fee - Less : 100% Transfer To University | | | | | AP21.202.020 | [3374] Internship Expenses | 5,000 | 10,000 | 8,000 | 8,000 |
| AR21.202.005 | [0226] Diary Fee - Net | 1,600 | | | | | | | | | |
| | [0227] E-Suvidha Fee - Gross | 1,600 | 1,650 | 1,500 | 1,300 | | | | | | |
| | [0228] E-Suvidha - Less : 100% Transfer To University | 1,600 | 1,650 | 1,500 | 1,300 | | | | | | |
| AR21.202.006 | [0229] E-Suvidha - Net | | | | | | | | | | |
| | [0230] Students Welfare Fee - Gross | 2,600 | 2,475 | 2,300 | 2,000 | | | | | | |
| | [0231] Students Welfare Fee -Less : Transfer To University | 2,400 | 2,475 | 2,300 | 2,000 | | | | | | |
| AR21.202.007 | [0232] Students Welfare Fee - Net | | | | | | | | | | |
| | [0233] Medical Fee - Gross | 1,300 | 1,155 | 1,100 | 1,000 | | | | | | |
| | [0234] Medical Fee-Less : Transfer To University | 1,200 | 1,155 | 1,100 | 1,000 | | | | | | |
| AR21.202.008 | [0235] Medical Fee - Net | | | | | | | | | | |
| | [0236] Sports Fee - Gross | 3,200 | 3,300 | 2,950 | 2,600 | | | | | | |
| | [0237] Sports Fee -Less : Transfer To University | 3,200 | 3,300 | 2,950 | 2,600 | | | | | | |
| AR21.202.009 | [0238] Sports Fee - Net | | | | | | | | | | |
| | [0239] Disaster Management Fee - Gross | 400 | 330 | 400 | 300 | | | | | | |
| | [0240] Disaster Management Fee -Less : 100% Transfer To University | 400 | 330 | 400 | 300 | | | | | | |
| AR21.202.010 | [0241] Disaster Management Fee - Net | | | | | | | | | | |
| | [0242] Ashwamedh/ Avishkar/ Indradhanushya Fee - Gross | 1,000 | 990 | 900 | 800 | | | | | | |
| | [0243] Ashwamedh/ Avishkar/ Indradhanushya Fee -Less : 100% Transfer To University | 1,000 | 990 | 900 | 800 | | | | | | |
| AR21.202.011 | [0244] Ashwamedh/ Avishkar/ Indradhanushya Fee - Net | | | | | | | | | | |
| | [0245] Eligibility Fee -Gross | 1,800 | 5,000 | 2,300 | 1,300 | | | | | | |
| | [0246] Eligibility Fee -Less : 100% Transfer To University | 1,800 | 5,000 | 2,300 | 1,300 | | | | | | |
| AR21.202.012 | [0247] Eligibility Fee -Net | | | | | | | | | | |
| | [0248] Enrolment Fee - Gross | 4,300 | 8,250 | 4,400 | 2,300 | | | | | | |
| | [0249] Enrolment Fee - Less : 100% Transfer To University | 3,300 | 8,250 | 4,400 | 2,300 | | | | | | |
| AR21.202.013 | [0250] Enrolment Fee - Net | | | | | | | | | | |
| | [0251] Examinations - Gross | 60,400 | 79,200 | 74,400 | 62,400 | | | | | | |
| | [0252] Examinations -Less :Transfer To University | 48,000 | 79,200 | 74,400 | 62,400 | | | | | | |

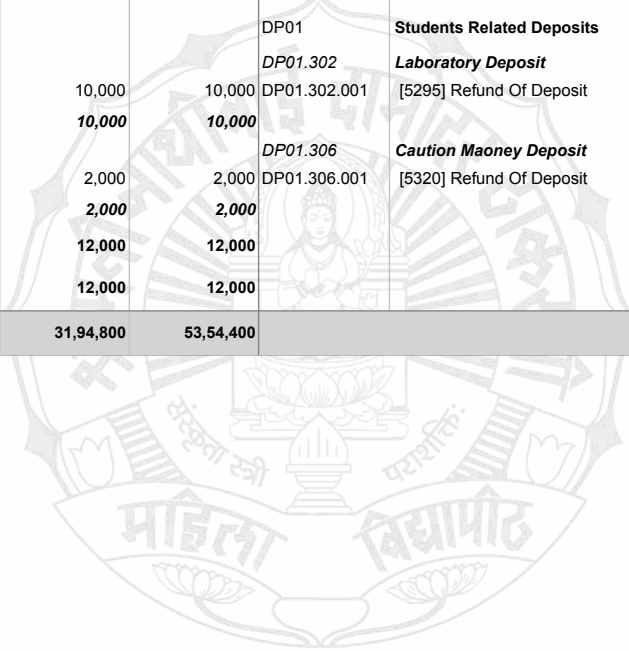
| RECEIPTS | | | | | | EXPENDITURE | | | | | |
|--------------|---|--|------------------------------|--------------------------------------|------------------------------|--------------|--------------------------------------|--|------------------------------|--------------------------------------|------------------------------|
| ALIAS | PARTICULARS | Unaudited Figures For Year 2016 - 2017 | Budget Estimates 2017 - 2018 | Revised Budget Estimates 2017 - 2018 | Budget Estimates 2018 - 2019 | ALIAS | PARTICULARS | Unaudited Figures For Year 2016 - 2017 | Budget Estimates 2017 - 2018 | Revised Budget Estimates 2017 - 2018 | Budget Estimates 2018 - 2019 |
| AR21.202.014 | [0253] Examinations Fee- Net | | | | | | | | | | |
| | [0254] Practical Examination Fees - Gross | 31,700 | 33,000 | 29,500 | 26,000 | | | | | | |
| | [6300] Practical Examinations Fee-Less : Transfer To University | 32,000 | 33,000 | 29,500 | 26,000 | | | | | | |
| AR21.202.015 | [6301] Practical Examinations Fee - Net | | | | | | | | | | |
| | [6304] Convocation Fee - Gross | 9,000 | 5,850 | 5,400 | 7,700 | | | | | | |
| | [6305] Convocation Fee -Less : 100% Transfer To University | 8,600 | 5,850 | 8,100 | 7,700 | | | | | | |
| AR21.202.017 | [6306] Convocation Fee - Net | | | | | | | | | | |
| | [6307] Library Fee - Gross | 35,500 | 33,000 | 29,500 | 26,000 | | | | | | |
| | [6308] Library Fee -Less : 100% Transfer To University Library | 32,000 | 33,000 | 29,500 | 26,000 | | | | | | |
| AR21.202.018 | [6309] Library Fee - Net | | | | | | | | | | |
| | [6310] College Library Fee - Gross | 19,500 | 30,000 | 27,000 | 13,500 | | | | | | |
| | [6311] College Library Fee - Less : 100% Transfer To University Library | 19,500 | 30,000 | 27,000 | 13,500 | | | | | | |
| AR21.202.019 | [6312] College Library Fee - - Net | 24,000 | | | | | | | | | |
| | [6318] Passing Certificate Fee - Gross | 200 | 1,950 | 2,600 | 3,000 | | | | | | |
| | [6319] Passing Certificate Fee -Less : 100% Transfer To University | 2,850 | 1,950 | 2,700 | 3,000 | | | | | | |
| AR21.202.023 | [6320] Passing Certificate Fee | | | | | | | | | | |
| | [6321] Dissertation Fee - Gross | 500 | 3,250 | 3,000 | 4,300 | | | | | | |
| | [6322] Dissertation Fee -Less : 100% Transfer To University | 4,800 | 3,250 | 7,500 | 4,300 | | | | | | |
| AR21.202.024 | [6323] Dissertation Fee - Net | | | | | | | | | | |
| AR21.202.501 | [6335] Student Insurance Policy | 748 | | | | | | | | | |
| | AR21.202 TOTAL | 93,628 | 58,300 | 52,850 | 46,000 | | AP21.202 TOTAL | 19,240 | 36,000 | 29,000 | 34,000 |
| AR21.203 | Activity Fees | | | | | AR21.203 | Examination Expenses | | | | |
| AR21.203.001 | [0260] Gymkhana Fee | 16,500 | 16,500 | 14,750 | 13,000 | AR21.203.001 | [3470] Printing | 7,400 | | | |
| AR21.203.002 | [0261] Laboratory Fee | 1,60,000 | 1,65,000 | 1,47,500 | 1,30,000 | AR21.203.002 | [3471] Stationery | 2,759 | | | |
| AR21.203.004 | [0263] Internship Fee | | | | | AR21.203.006 | [3475] Examination Remuneration | | | | |
| AR21.203.005 | [0264] Placement Fee | 9,000 | 6,500 | 6,000 | 8,500 | AR21.203.010 | [3479] Post & Courier Charges | | | | |
| AR21.203.023 | [0282] Department Activity Fee | | | | | AR21.203.011 | [3480] Travelling Expenses For Exam. | | | | |
| AR21.203.028 | [0287] Periodic Test Fees | | | | | AR21.203.014 | [3483] Evaluation | | | | |
| AR21.203.038 | [0297] Phd Tutition Fee | 16,000 | | | | AR21.203.018 | [3487] Other Contingent Expenses | | | | |
| AR21.203.039 | [0298] Phd Lab Fee | 4,500 | | | | | | | | | |
| AR21.203.040 | [0299] Phd Evaluation Fee | | | | | | | | | | |
| AR21.203.042 | [0301] Ph.D Fine | 1,000 | 3,000 | 1,000 | 3,000 | | | | | | |
| AR21.203.044 | [0303] Phd Caution Deposit | | | | | | | | | | |
| AR21.203.052 | [0311] Seminar & Workshop Fees | | | | 5,000 | | | | | | |

| RECEIPTS | | | | | | EXPENDITURE | | | | | |
|--------------|---|--|------------------------------|--------------------------------------|------------------------------|--------------|--|--|------------------------------|--------------------------------------|------------------------------|
| ALIAS | PARTICULARS | Unaudited Figures For Year 2016 - 2017 | Budget Estimates 2017 - 2018 | Revised Budget Estimates 2017 - 2018 | Budget Estimates 2018 - 2019 | ALIAS | PARTICULARS | Unaudited Figures For Year 2016 - 2017 | Budget Estimates 2017 - 2018 | Revised Budget Estimates 2017 - 2018 | Budget Estimates 2018 - 2019 |
| AR21.203.055 | [0314] Computer Lab Fees | 33,000 | 49,500 | 59,000 | 94,000 | | | | | | |
| AR21.203.096 | [0355] Insurance Fees | 700 | 700 | 700 | 1,100 | | | | | | |
| | AR21.203 TOTAL | 2,40,700 | 2,41,200 | 2,28,950 | 2,54,600 | | AP21.203 TOTAL | 10,159 | | | |
| | | | | | | AP21.206 | Seminars & Conferences | | | | |
| | | | | | | AP21.206.009 | [3523] Other Expenses - Seminar & Conferences | | | | 8,000 |
| | | | | | | | AP21.206 TOTAL | | | | 8,000 |
| AR21.207 | Other Fee | | | | | AP21.207 | Materials, Consumables, Stores & Chemicals | | | | |
| AR21.207.002 | [0412] Fine/ Miscellaneous Fee | 5,250 | 4,950 | 4,600 | 3,900 | AP21.207.001 | [3530] Materials | 8,000 | 10,000 | 8,000 | 8,000 |
| AR21.207.004 | [0414] Co Curricular Fee | 16,200 | 16,500 | 14,800 | 13,000 | AP21.207.002 | [3531] Consumables Expenses | 5,000 | 5,000 | 5,000 | 5,000 |
| AR21.207.009 | [0419] Transcript Charge (Income) | | | 6,000 | 6,000 | | | | | | |
| AR21.207.014 | [0424] Other Fees / Other Income | | | 7,400 | 8,000 | | | | | | |
| AR21.207.016 | [0426] Admission Processing Fees | | | 3,200 | 3,000 | | | | | | |
| | AR21.207 TOTAL | 21,450 | 21,450 | 36,000 | 33,900 | | AP21.207 TOTAL | 13,000 | 15,000 | 13,000 | 13,000 |
| | | | | | | AP21.209 | Students' Welfare , Sports & Cultural Activities Expenses | | | | |
| | | | | | | AP21.209.001 | [3550] Annual Social /Cultural | 5,000 | 5,000 | 5,000 | 5,000 |
| | | | | | | AP21.209.002 | [3551] Function & Festival | 2,000 | 2,000 | 2,000 | 5,000 |
| | | | | | | AP21.209.007 | [3556] Co-Curriculum Activity Expenses | 2,000 | 5,000 | 5,000 | 5,000 |
| | | | | | | AP21.209.016 | [3565] Other Sports Activities | 5,000 | 5,000 | | 5,000 |
| | | | | | | | AP21.209 TOTAL | 14,000 | 17,000 | 12,000 | 20,000 |
| AR21.210 | Ph. D. Fee | | | | | | | | | | |
| AR21.210.004 | [0467] Admission Fee | | 2,000 | | 1,000 | | | | | | |
| AR21.210.005 | [0468] Tuition Fee | 23,500 | 45,000 | 74,000 | 44,500 | | | | | | |
| AR21.210.006 | [0469] Laboratory Fee | 1,58,000 | 10,500 | 19,500 | 16,500 | | | | | | |
| AR21.210.007 | [0470] Department Activity Fee | 6,000 | 8,000 | 9,000 | 6,000 | | | | | | |
| | [0471] Caution Deposit - Gross | | 2,000 | | 1,000 | | | | | | |
| | [0472] Caution Deposit - Less : 100% Refundable To Student | | 2,000 | | 1,000 | | | | | | |
| AR21.210.008 | [0473] Caution Money Deposit | | | | | | | | | | |
| | [0474] Library Fee - Gross | 6,000 | 8,000 | 8,000 | 6,000 | | | | | | |
| | [6350] Library Fee - Less : 100% Trf To Central Library | 6,000 | 8,000 | 4,000 | 6,000 | | | | | | |
| AR21.210.009 | [6351] Library Fee | | | | | | | | | | |
| AR21.210.011 | [6355] Evaluation Fee | | 4,000 | | 2,000 | | | | | | |
| | [6356] Library Deposit - Gross | | 8,000 | | 4,000 | | | | | | |
| | [6357] Library Deposit - Less : 100% Trf To Central Library | | 8,000 | | 4,000 | | | | | | |
| AR21.210.012 | [6358] Library Deposit - Net | | | | | | | | | | |
| | AR21.210 TOTAL | 1,87,500 | 69,500 | 1,02,500 | 70,000 | | | | | | |

| RECEIPTS | | | | | | EXPENDITURE | | | | | |
|----------|-------------------|--|------------------------------|--------------------------------------|------------------------------|--------------|---|--|------------------------------|--------------------------------------|------------------------------|
| ALIAS | PARTICULARS | Unaudited Figures For Year 2016 - 2017 | Budget Estimates 2017 - 2018 | Revised Budget Estimates 2017 - 2018 | Budget Estimates 2018 - 2019 | ALIAS | PARTICULARS | Unaudited Figures For Year 2016 - 2017 | Budget Estimates 2017 - 2018 | Revised Budget Estimates 2017 - 2018 | Budget Estimates 2018 - 2019 |
| | AR21 TOTAL | 5,43,278 | 3,93,400 | 4,20,300 | 4,04,500 | | AP21 TOTAL | 88,399 | 1,13,000 | 63,000 | 97,000 |
| | | | | | | AP22 | Administrative & General Expenses | | | | |
| | | | | | | AP22.201 | Administrative Expenses | | | | |
| | | | | | | AP22.201.001 | [3601] Advertisement And Publicity | 10,000 | 5,000 | | 5,000 |
| | | | | | | AP22.201.002 | [3602] Printing | 10,000 | 7,000 | 6,700 | 8,000 |
| | | | | | | AP22.201.003 | [3603] Stationery | 9,000 | 7,000 | 5,000 | 8,000 |
| | | | | | | AP22.201.005 | [3605] Xeroxing Charges | 2,128 | 5,000 | 4,000 | 5,000 |
| | | | | | | AP22.201.006 | [3606] Electricity And Power | 1,25,945 | 80,000 | 70,000 | 80,000 |
| | | | | | | AP22.201.007 | [3607] Telephone And Internet Charges | 5,582 | 15,000 | 3,000 | 10,000 |
| | | | | | | AP22.201.008 | [3608] Postage , Telegram & Courier Charges | 500 | 3,000 | 3,000 | 3,000 |
| | | | | | | AP22.201.011 | [3611] Meeting Expenses | | 2,000 | 3,000 | 4,000 |
| | | | | | | AP22.201.016 | [3616] Sanitary Materials | 2,000 | 2,000 | 2,000 | 2,000 |
| | | | | | | AP22.201.020 | [3620] Labour Charges | 2,000 | 2,000 | 3,000 | 5,000 |
| | | | | | | AP22.201.022 | [3622] Bank Charges | 1,500 | 1,000 | 900 | 1,000 |
| | | | | | | AP22.201.023 | [3623] Miscellaneous Expenses | 600 | 3,000 | 400 | 3,000 |
| | | | | | | AP22.201.024 | [3624] Statutory Audit Charges | 15,000 | 15,000 | 5,000 | 15,000 |
| | | | | | | AP22.201.025 | [3625] Internal Audit Charges | 15,000 | 15,000 | 5,000 | 15,000 |
| | | | | | | AP22.201.028 | [3628] Outsourcing Account Work | 5,000 | | 5,000 | 5,000 |
| | | | | | | AP22.201.029 | [3629] Seminar & Workshop Expenses | | | | 8,000 |
| | | | | | | | AP22.201 TOTAL | 2,04,255 | 1,62,000 | 1,16,000 | 1,77,000 |
| | | | | | | AP22.202 | Travelling And Transportation Expenses | | | | |
| | | | | | | AP22.202.001 | [3645] Ta/Da Expenses Staff | 5,000 | 5,000 | 4,600 | 5,000 |
| | | | | | | AP22.202.002 | [3646] Ta/Da Expenses Meeting | 1,000 | 1,000 | 1,000 | 1,000 |
| | | | | | | | AP22.202 TOTAL | 6,000 | 6,000 | 5,600 | 6,000 |
| | | | | | | AP22.204 | Outsource Services | | | | |
| | | | | | | AP22.204.001 | [3665] House Keeping Services | | 5,000 | 5,000 | 5,000 |
| | | | | | | | AP22.204 TOTAL | | 5,000 | 5,000 | 5,000 |
| | | | | | | AP22.205 | Repairs And Maintenance | | | | |
| | | | | | | AP22.205.001 | [3675] Maintenance Of Office Equipments | 4,000 | 5,000 | 5,000 | 5,000 |
| | | | | | | AP22.205.002 | [3676] Maintenance Of Furniture & Fixture | 10,500 | 8,000 | 5,000 | 8,000 |
| | | | | | | AP22.205.003 | [3677] Maintenance Of Electric Installation | 3,000 | 5,000 | 5,000 | 5,000 |
| | | | | | | AP22.205.004 | [3678] Maintenance Of Hardwares | 3,600 | 5,000 | 5,000 | 5,000 |
| | | | | | | AP22.205.005 | [3679] Maintenance Of Software | 2,000 | 5,000 | 5,000 | 5,000 |
| | | | | | | AP22.205.010 | [3684] Antivirus Software | 2,000 | 5,000 | 5,000 | 5,000 |
| | | | | | | AP22.205.014 | [3688] Maintenance Of Water Supply | 2,000 | 8,000 | | 8,000 |
| | | | | | | AP22.205.030 | [3704] Maintenance Of Computer | | 5,000 | 5,000 | 5,000 |
| | | | | | | | AP22.205 TOTAL | 27,100 | 46,000 | 35,000 | 46,000 |
| | | | | | | AP22.206 | Other Expenses | | | | |

| RECEIPTS | | | | | | EXPENDITURE | | | | | |
|--------------|---|---|------------------------------------|---|------------------------------------|--------------|---|---|------------------------------------|---|------------------------------------|
| ALIAS | PARTICULARS | Unaudited Figures For Year 2016 - 2017 | Budget Estimates 2017 - 2018 | Revised Budget Estimates 2017 - 2018 | Budget Estimates 2018 - 2019 | ALIAS | PARTICULARS | Unaudited Figures For Year 2016 - 2017 | Budget Estimates 2017 - 2018 | Revised Budget Estimates 2017 - 2018 | Budget Estimates 2018 - 2019 |
| | | | | | | AP22.206.001 | [3710] Provision For Bad & Doubtful Debts/ Advances | | | | |
| | | | | | | AP22.206.002 | [3711] Irrecoverable Balances Written-Off | | | | |
| | | | | | | AP22.206.004 | [3713] Hospitality & Sumptuary Expenses | | | 2,000 | 8,000 |
| | | | | | | | AP22.206 TOTAL | | | 2,000 | 8,000 |
| | | | | | | | AP22 TOTAL | 2,37,355 | 2,19,000 | 1,63,600 | 2,42,000 |
| AR31 | Salary Grants | | | | | AP31 | Staff Payments & Benefits | | | | |
| AR31.201 | State Government- Salary Grants (Non Teaching /Teaching Staff Under Sps) | | | | | AP31.201 | Aided Salaries (Teaching Staff Approved Under Sps) | | | | |
| AR31.201.001 | [0485] Salary Grant | 36,46,000 | 41,92,000 | 25,83,500 | 47,58,600 | AP31.201.001 | [3750] Pay & Allowances | 14,58,259 | 36,74,000 | 22,85,500 | 12,93,800 |
| AR31.201.002 | [0486] Arrears Of Salary Grants | | | | | AP31.201.002 | [3751] Clock Hour Basis / Consolidated | 64,403 | 1,00,000 | 93,800 | 1,00,000 |
| | | | | | | AP31.201.003 | [3752] Vacant Posts | | | | 29,15,300 |
| | AR31.201 TOTAL | 36,46,000 | 41,92,000 | 25,83,500 | 47,58,600 | | AP31.201 TOTAL | 15,22,662 | 37,74,000 | 23,79,300 | 43,09,100 |
| | | | | | | AP31.202 | Aided Non Teaching | | | | |
| | | | | | | AP31.202.001 | [3760] Pay & Allowances | 4,51,000 | 5,18,000 | 2,04,200 | 4,49,500 |
| | | | | | | AP31.202.002 | [3761] Clock Hour Basis / Consolidated | | | | |
| | | | | | | AP31.202.003 | [3762] Vacant Posts | | | | |
| | | | | | | | AP31.202 TOTAL | 4,51,000 | 5,18,000 | 2,04,200 | 4,49,500 |
| | | | | | | AP31.204 | Unaided Salaries (Teaching Staff) | | | | |
| | | | | | | AP31.204.009 | [3788] Honarium Faculty Teaching | | | 4,000 | 8,000 |
| | | | | | | | AP31.204 TOTAL | | | 4,000 | 8,000 |
| | | | | | | AP31.205 | Un Aided Non Teaching | | | | |
| | | | | | | AP31.205.007 | [3806] Overtime | 5,000 | 5,000 | 4,000 | 5,000 |
| | | | | | | | AP31.205 TOTAL | 5,000 | 5,000 | 4,000 | 5,000 |
| | AR31 TOTAL | 36,46,000 | 41,92,000 | 25,83,500 | 47,58,600 | | AP31 TOTAL | 19,78,662 | 42,97,000 | 25,91,500 | 47,71,600 |
| AR32 | Other Income | | | | | | | | | | |
| AR32.202 | Interest On Saving Accounts | | | | | | | | | | |
| AR32.202.001 | [0520] Interest On Saving Bank Account | 1,30,000 | 50,000 | 75,000 | 75,000 | | | | | | |
| | AR32.202 TOTAL | 1,30,000 | 50,000 | 75,000 | 75,000 | | | | | | |
| AR32.208 | Miscellaneous Receipts | | | | | | | | | | |
| AR32.208.008 | [0567] Any Other Income | | | 300 | 1,000 | | | | | | |
| | AR32.208 TOTAL | | | 300 | 1,000 | | | | | | |
| | AR32 TOTAL | 1,30,000 | 50,000 | 75,300 | 76,000 | | | | | | |
| AR33 | Income From Investments | | | | | | | | | | |
| AR33.202 | Investment From University Fund | | | | | | | | | | |
| AR33.202.007 | [0627] Interest On Term Deposits With Bank | 1,09,000 | 1,00,000 | 1,00,000 | 1,00,000 | | | | | | |
| | AR33.202 TOTAL | 1,09,000 | 1,00,000 | 1,00,000 | 1,00,000 | | | | | | |

| RECEIPTS | | | | | | EXPENDITURE | | | | | |
|--------------|---|--|------------------------------|--------------------------------------|------------------------------|--------------|-------------------------------------|--|------------------------------|--------------------------------------|------------------------------|
| ALIAS | PARTICULARS | Unaudited Figures For Year 2016 - 2017 | Budget Estimates 2017 - 2018 | Revised Budget Estimates 2017 - 2018 | Budget Estimates 2018 - 2019 | ALIAS | PARTICULARS | Unaudited Figures For Year 2016 - 2017 | Budget Estimates 2017 - 2018 | Revised Budget Estimates 2017 - 2018 | Budget Estimates 2018 - 2019 |
| | AR33 TOTAL | 1,09,000 | 1,00,000 | 1,00,000 | 1,00,000 | | | | | | |
| AR34 | Sale Of Publications | | | | | | | | | | |
| AR34.203 | Sale Of Prospectus & Admission Forms | | | | | | | | | | |
| AR34.203.001 | [0645] Sale Of Prospectus & Admission Forms | | | | | | | | | | |
| | AR34.203 TOTAL | | | | | | | | | | |
| | AR34 TOTAL | | | | | | | | | | |
| | Sector A TOTAL | 44,37,078 | 47,39,525 | 31,82,800 | 53,42,400 | | Sector A TOTAL | 23,57,416 | 47,34,000 | 28,68,100 | 51,82,600 |
| Sector D | Deposits And Advances Budget | | | | | Sector D | Deposits And Advances Budget | | | | |
| DR01 | Students Related Deposits | | | | | DP01 | Students Related Deposits | | | | |
| DR01.302 | Laboratory Deposit | | | | | DP01.302 | Laboratory Deposit | | | | |
| DR01.302.001 | [2110] Receipts Of Deposit | 6,500 | 10,000 | 10,000 | 10,000 | DP01.302.001 | [5295] Refund Of Deposit | 6,500 | 10,000 | 10,000 | 10,000 |
| | DR01.302 TOTAL | 6,500 | 10,000 | 10,000 | 10,000 | | DP01.302 TOTAL | 6,500 | 10,000 | 10,000 | 10,000 |
| DR01.306 | Caution Maoney Deposit | | | | | DP01.306 | Caution Maoney Deposit | | | | |
| DR01.306.001 | [2171] Caution Money Deposit(refund) | 1,300 | 2,000 | 2,000 | 2,000 | DP01.306.001 | [5320] Refund Of Deposit | 1,300 | 2,000 | 2,000 | 2,000 |
| | DR01.306 TOTAL | 1,300 | 2,000 | 2,000 | 2,000 | | DP01.306 TOTAL | 1,300 | 2,000 | 2,000 | 2,000 |
| | DR01 TOTAL | 7,800 | 12,000 | 12,000 | 12,000 | | DP01 TOTAL | 7,800 | 12,000 | 12,000 | 12,000 |
| | Sector D TOTAL | 7,800 | 12,000 | 12,000 | 12,000 | | Sector D TOTAL | 7,800 | 12,000 | 12,000 | 12,000 |
| | 0398 Aided Total | 44,44,878 | 47,51,525 | 31,94,800 | 53,54,400 | | 0398 Aided Total | 23,65,216 | 47,46,000 | 28,80,100 | 51,94,600 |



0399 - Department Of Extension Education, Juhu (Aided)

(Old Aided Code : 1422)

| RECEIPTS | | | | | | EXPENDITURE | | | | | |
|----------|---|---|------------------------------------|---|------------------------------------|--------------|---|---|------------------------------------|---|------------------------------------|
| ALIAS | PARTICULARS | Unaudited Figures For Year 2016 - 2017 | Budget Estimates 2017 - 2018 | Revised Budget Estimates 2017 - 2018 | Budget Estimates 2018 - 2019 | ALIAS | PARTICULARS | Unaudited Figures For Year 2016 - 2017 | Budget Estimates 2017 - 2018 | Revised Budget Estimates 2017 - 2018 | Budget Estimates 2018 - 2019 |
| Sector A | Capital And Revenue Receipt / Expenditure Budget | | | | | Sector A | Capital And Revenue Receipt / Expenditure Budget | | | | |
| | | | | | | AP03 | Furniture & Fixtures | | | | |
| | | | | | | AP03.101 | Purchase Of Furniture & Fixtures | | | | |
| | | | | | | AP03.101.001 | [3065] Purchase Of Furniture | | 1,000 | 1,000 | 1,000 |
| | | | | | | | AP03.101 TOTAL | | 1,000 | 1,000 | 1,000 |
| | | | | | | | AP03 TOTAL | | 1,000 | 1,000 | 1,000 |
| | | | | | | AP04 | Equipments | | | | |
| | | | | | | AP04.101 | Purchase Of Equipments | | | | |
| | | | | | | AP04.101.003 | [3087] Purchase Of Equipment | 50,000 | | | |
| | | | | | | | AP04.101 TOTAL | 50,000 | | | |
| | | | | | | | AP04 TOTAL | 50,000 | | | |
| | | | | | | AP05 | Electrical Installation Work | | | | |
| | | | | | | AP05.101 | New Electrical Installation | | | | |
| | | | | | | AP05.101.002 | [3126] New Electrical Installation | | | | |
| | | | | | | | AP05.101 TOTAL | | | | |
| | | | | | | | AP05 TOTAL | | | | |
| | | | | | | AP07 | Books & Journals | | | | |
| | | | | | | AP07.101 | Purchase Of Books & Journals | | | | |
| | | | | | | AP07.101.001 | [3155] Purchase Of Books & Journals | | 2,000 | 500 | 2,000 |
| | | | | | | | AP07.101 TOTAL | | 2,000 | 500 | 2,000 |
| | | | | | | AP07.102 | Purchase Of E-Books & Journals | | | | |
| | | | | | | AP07.102.002 | [3166] Purchase Of E-Books & Journals | 2,000 | 500 | 500 | 500 |
| | | | | | | | AP07.102 TOTAL | 2,000 | 500 | 500 | 500 |
| | | | | | | | AP07 TOTAL | 2,000 | 2,500 | 1,000 | 2,500 |
| | | | | | | AP08 | Software & Development | | | | |
| | | | | | | AP08.103 | Upgradation Of Software | | | | |
| | | | | | | AP08.103.004 | [3193] Upgradation Of Software | | | | |
| | | | | | | | AP08.103 TOTAL | | | | |
| | | | | | | | AP08 TOTAL | | | | |
| AR10 | Other Development Receipts | | | | | | | | | | |
| AR10.101 | Development Fees | | | | | | | | | | |

| RECEIPTS | | | | | | EXPENDITURE | | | | | |
|--------------|--|--|------------------------------|--------------------------------------|------------------------------|-----------------------|---|--|------------------------------|--------------------------------------|------------------------------|
| ALIAS | PARTICULARS | Unaudited Figures For Year 2016 - 2017 | Budget Estimates 2017 - 2018 | Revised Budget Estimates 2017 - 2018 | Budget Estimates 2018 - 2019 | ALIAS | PARTICULARS | Unaudited Figures For Year 2016 - 2017 | Budget Estimates 2017 - 2018 | Revised Budget Estimates 2017 - 2018 | Budget Estimates 2018 - 2019 |
| AR10.101.001 | [0111] Development Fees From Student - Institute Share | 900 | 875 | 300 | 350 | | | | | | |
| | [0112] Development Fees From Student-University Share | 900 | 875 | 300 | 350 | | | | | | |
| | [0113] Development Fee | 1,800 | 1,750 | 600 | 700 | | | | | | |
| | AR10.101 TOTAL | 900 | 875 | 300 | 350 | | | | | | |
| | AR10 TOTAL | 900 | 875 | 300 | 350 | | | | | | |
| AR21 | Fees From Students & Colleges | | | | | AP21 | Academic & Activity Expenses | | | | |
| AR21.201 | Academic Receipts - University | | | | | AP21.201 | Academic Expenses | | | | |
| AR21.201.025 | [0208] Alumni Fees Net | 500 | 500 | 100 | | AP21.201.001 | [3325] Admission Expenses | 4,500 | 3,000 | 500 | 3,000 |
| AR21.201.027 | [0210] Centenary Fees Net | | | | | AP21.201.002 | [3326] Publications | | | | |
| | [6372] Centenary Fees - Gross | 700 | 700 | | | AP21.201.005 | [3329] Laboratory Expenses | | | | |
| | [6373] Less :100 % Transfer To Univaersity | 700 | 700 | | | AP21.201.011 | [3335] Prospectus Expenses | 1,000 | 1,000 | 1,000 | 1,000 |
| | AR21.201 TOTAL | 500 | 500 | 100 | | AP21.201.012 | [3336] Forms Expenses | | | | |
| | | | | | | AP21.201 TOTAL | | 5,500 | 4,000 | 1,500 | 4,000 |
| AR21.202 | Academic Receipts -Institution | | | | | AP21.202 | Activity Expenses | | | | |
| AR21.202.001 | [0220] Admission Fee | 1,700 | 1,610 | 500 | 1,200 | AP21.202.001 | [3355] Gymkhana Expenses | 2,000 | 2,000 | 1,000 | 1,000 |
| AR21.202.002 | [0221] Tution Fee | 9,600 | 8,400 | 2,400 | 6,000 | AP21.202.006 | [3360] Computer Lab Expenses | | | | |
| AR21.202.003 | [0222] Computer Training Fee | 2,100 | 2,100 | 600 | 1,500 | AP21.202.012 | [3366] Field Visit Expenses | 300 | 1,000 | 1,000 | 1,000 |
| AR21.202.004 | [0223] Identity Card Fee | 300 | 245 | 100 | 300 | AP21.202.013 | [3367] Phd Expenses | 2,000 | 1,000 | 1,000 | 1,000 |
| | [0224] Diary Fee - Gross | 400 | | | | AP21.202.038 | [3391] Guest Lecture | 900 | 2,000 | 2,000 | 2,000 |
| | [0225] Diary Fee - Less : 100% Transfer To University | | | | | AP21.202.039 | [3392] Naac Expenses | | | | |
| AR21.202.005 | [0226] Diary Fee - Net | 400 | | | | | | | | | |
| | [0227] E-Suvidha Fee - Gross | 400 | 350 | 100 | 300 | | | | | | |
| | [0228] E-Suvidha - Less : 100% Transfer To University | 400 | 350 | 100 | 300 | | | | | | |
| AR21.202.006 | [0229] E-Suvidha - Net | | | | | | | | | | |
| | [0230] Students Welfare Fee - Gross | 600 | 525 | 200 | 400 | | | | | | |
| | [0231] Students Welfare Fee -Less : Transfer To University | 600 | 525 | 200 | 400 | | | | | | |
| AR21.202.007 | [0232] Students Welfare Fee - Net | | | | | | | | | | |
| | [0233] Medical Fee - Gross | 300 | 245 | 100 | 200 | | | | | | |
| | [0234] Medical Fee-Less : Transfer To University | 300 | 245 | 100 | 200 | | | | | | |
| AR21.202.008 | [0235] Medical Fee - Net | | | | | | | | | | |
| | [0236] Sports Fee - Gross | 700 | 700 | 200 | 500 | | | | | | |
| | [0237] Sports Fee -Less : Transfer To University | 700 | 700 | 200 | 500 | | | | | | |
| AR21.202.009 | [0238] Sports Fee - Net | | | | | | | | | | |

| RECEIPTS | | | | | | EXPENDITURE | | | | | |
|--------------|--|--|------------------------------|--------------------------------------|------------------------------|-------------|-----------------------|--|------------------------------|--------------------------------------|------------------------------|
| ALIAS | PARTICULARS | Unaudited Figures For Year 2016 - 2017 | Budget Estimates 2017 - 2018 | Revised Budget Estimates 2017 - 2018 | Budget Estimates 2018 - 2019 | ALIAS | PARTICULARS | Unaudited Figures For Year 2016 - 2017 | Budget Estimates 2017 - 2018 | Revised Budget Estimates 2017 - 2018 | Budget Estimates 2018 - 2019 |
| | [0239] Disaster Management Fee - Gross | 70 | 70 | 100 | 100 | | | | | | |
| | [0240] Disaster Management Fee -Less : 100% Transfer To University | 70 | 70 | 100 | 100 | | | | | | |
| AR21.202.010 | [0241] Disaster Management Fee - Net | | | | | | | | | | |
| | [0242] Ashwamedh/ Avishkar/ Indradhanushya Fee - Gross | 300 | 210 | 100 | 200 | | | | | | |
| | [0243] Ashwamedh/ Avishkar/ Indradhanushya Fee -Less : 100% Transfer To University | 300 | 210 | 100 | 200 | | | | | | |
| AR21.202.011 | [0244] Ashwamedh/ Avishkar/ Indradhanushya Fee - Net | | | | | | | | | | |
| | [0245] Eligibility Fee -Gross | 500 | 1,250 | | 500 | | | | | | |
| | [0246] Eligibility Fee -Less : 100% Transfer To University | 500 | 1,250 | | 500 | | | | | | |
| AR21.202.012 | [0247] Eligibility Fee -Net | | | | | | | | | | |
| | [0248] Enrolment Fee - Gross | 500 | 1,250 | | 1,300 | | | | | | |
| | [0249] Enrolment Fee - Less : 100% Transfer To University | 500 | 1,250 | | 1,300 | | | | | | |
| AR21.202.013 | [0250] Enrolment Fee - Net | | | | | | | | | | |
| | [0251] Examinations - Gross | 2,500 | 16,800 | 4,800 | 12,000 | | | | | | |
| | [0252] Examinations -Less :Transfer To University | 21,500 | 16,800 | 9,600 | 12,000 | | | | | | |
| AR21.202.014 | [0253] Examinations Fee- Net | | | | | | | | | | |
| | [0254] Practical Examination Fees - Gross | 4,500 | 7,000 | 2,000 | 5,000 | | | | | | |
| | [6300] Practical Examinations Fee-Less : Transfer To University | 2,500 | 7,000 | 3,500 | 5,000 | | | | | | |
| AR21.202.015 | [6301] Practical Examinations Fee - Net | | | | | | | | | | |
| | [6304] Convocation Fee - Gross | 2,300 | 900 | 900 | | | | | | | |
| | [6305] Convocation Fee -Less : 100% Transfer To University | 500 | 900 | 2,700 | 2,300 | | | | | | |
| AR21.202.017 | [6306] Convocation Fee - Net | | | | | | | | | | |
| | [6307] Library Fee - Gross | 9,000 | 7,000 | 2,000 | 5,000 | | | | | | |
| | [6308] Library Fee -Less : 100% Transfer To University Library | 7,000 | 7,000 | 2,000 | 5,000 | | | | | | |
| AR21.202.018 | [6309] Library Fee - Net | | | | | | | | | | |
| | [6310] College Library Fee - Gross | 3,000 | 7,500 | | | | | | | | |
| | [6311] College Library Fee - Less : 100% Transfer To University Library | 3,000 | 7,500 | | | | | | | | |
| AR21.202.019 | [6312] College Library Fee - - Net | 3,000 | | | | | | | | | |
| | [6318] Passing Certificate Fee - Gross | | | 300 | | | | | | | |
| | [6321] Dissertation Fee - Gross | | | 500 | | | | | | | |
| | AR21.202 TOTAL | 17,100 | 12,355 | 3,600 | 9,000 | | AP21.202 TOTAL | 5,200 | 6,000 | 5,000 | 5,000 |

| RECEIPTS | | | | | | EXPENDITURE | | | | | |
|--------------|--|--|------------------------------|--------------------------------------|------------------------------|--------------|--|--|------------------------------|--------------------------------------|------------------------------|
| ALIAS | PARTICULARS | Unaudited Figures For Year 2016 - 2017 | Budget Estimates 2017 - 2018 | Revised Budget Estimates 2017 - 2018 | Budget Estimates 2018 - 2019 | ALIAS | PARTICULARS | Unaudited Figures For Year 2016 - 2017 | Budget Estimates 2017 - 2018 | Revised Budget Estimates 2017 - 2018 | Budget Estimates 2018 - 2019 |
| AR21.203 | Activity Fees | | | | | | | | | | |
| AR21.203.001 | [0260] Gymkhana Fee | 3,500 | 3,500 | 1,000 | 2,500 | | | | | | |
| AR21.203.002 | [0261] Laboratory Fee | 35,000 | 35,000 | 10,000 | 25,000 | | | | | | |
| AR21.203.005 | [0264] Placement Fee | 2,500 | 1,000 | 1,000 | 2,500 | | | | | | |
| AR21.203.042 | [0301] Ph.D Fine | 3,200 | 2,000 | | | | | | | | |
| AR21.203.055 | [0314] Computer Lab Fees | 14,000 | | 4,000 | 10,000 | | | | | | |
| AR21.203.096 | [0355] Insurance Fees | 200 | 154 | 100 | 100 | | | | | | |
| | AR21.203 TOTAL | 58,400 | 41,654 | 16,100 | 40,100 | | | | | | |
| AR21.207 | Other Fee | | | | | | | | | | |
| AR21.207.002 | [0412] Fine/ Miscellaneous Fee | 1,100 | 1,050 | 300 | 900 | | | | | | |
| AR21.207.004 | [0414] Co Curricular Fee | 3,500 | 3,500 | 1,000 | 2,500 | | | | | | |
| AR21.207.009 | [0419] Transcript Charge (Income) | 2,000 | 2,500 | 1,000 | 2,500 | | | | | | |
| AR21.207.016 | [0426] Admission Processing Fees | | | 100 | 500 | | | | | | |
| | AR21.207 TOTAL | 6,600 | 7,050 | 2,400 | 6,400 | | | | | | |
| | | | | | | AP21.209 | Students' Welfare , Sports & Cultural Activities Expenses | | | | |
| | | | | | | AP21.209.001 | [3550] Annual Social /Cultural | 1,000 | 3,000 | 500 | 3,000 |
| | | | | | | AP21.209.002 | [3551] Function & Festival | 500 | 500 | 500 | 500 |
| | | | | | | AP21.209.007 | [3556] Co-Curriculum Activity Expenses | 1,000 | 1,000 | 500 | 1,000 |
| | | | | | | AP21.209.016 | [3565] Other Sports Activities | | | | |
| | | | | | | | AP21.209 TOTAL | 2,500 | 4,500 | 1,500 | 4,500 |
| AR21.210 | Ph. D. Fee | | | | | | | | | | |
| AR21.210.004 | [0467] Admission Fee | | 500 | | 500 | | | | | | |
| AR21.210.005 | [0468] Tuition Fee | 22,000 | 3,000 | 53,500 | 21,000 | | | | | | |
| AR21.210.006 | [0469] Laboratory Fee | 35,000 | 8,000 | 9,000 | 21,000 | | | | | | |
| AR21.210.007 | [0470] Department Activity Fee | 4,000 | 1,000 | 6,000 | 7,000 | | | | | | |
| | [0471] Caution Deposit - Gross | | 500 | | 500 | | | | | | |
| | [0472] Caution Deposit - Less : 100% Refundable To Student | | 500 | | 500 | | | | | | |
| AR21.210.008 | [0473] Caution Money Deposit | | | | | | | | | | |
| | [0474] Library Fee - Gross | 2,000 | 2,000 | 6,000 | 14,000 | | | | | | |
| | [6350] Library Fee - Less : 100% Trf To Central Library | 4,000 | 2,000 | 6,000 | 14,000 | | | | | | |
| AR21.210.009 | [6351] Library Fee | | | | | | | | | | |
| AR21.210.011 | [6355] Evaluation Fee | | 1,000 | | 2,000 | | | | | | |
| | AR21.210 TOTAL | 61,000 | 13,500 | 68,500 | 51,500 | | | | | | |
| | AR21 TOTAL | 1,43,600 | 75,059 | 90,700 | 1,07,000 | | | | | | |
| | | | | | | | AP21 TOTAL | 13,200 | 14,500 | 8,000 | 13,500 |
| | | | | | | AP22 | Administrative & General Expenses | | | | |
| | | | | | | AP22.201 | Administrative Expenses | | | | |

| RECEIPTS | | | | | | EXPENDITURE | | | | | |
|----------|-------------|---|------------------------------------|---|------------------------------------|--------------|--|---|------------------------------------|---|------------------------------------|
| ALIAS | PARTICULARS | Unaudited Figures For Year 2016 - 2017 | Budget Estimates 2017 - 2018 | Revised Budget Estimates 2017 - 2018 | Budget Estimates 2018 - 2019 | ALIAS | PARTICULARS | Unaudited Figures For Year 2016 - 2017 | Budget Estimates 2017 - 2018 | Revised Budget Estimates 2017 - 2018 | Budget Estimates 2018 - 2019 |
| | | | | | | AP22.201.001 | [3601] Advertisement And Publicity | | | | |
| | | | | | | AP22.201.002 | [3602] Printing | 2,000 | 5,000 | 1,000 | 2,000 |
| | | | | | | AP22.201.003 | [3603] Stationery | 3,000 | 3,000 | 2,400 | 3,000 |
| | | | | | | AP22.201.005 | [3605] Xeroxing Charges | 300 | 2,000 | 500 | 2,000 |
| | | | | | | AP22.201.006 | [3606] Electricity And Power | 20,000 | 10,000 | 500 | 500 |
| | | | | | | AP22.201.007 | [3607] Telephone And Internet Charges | 8,000 | 5,000 | 1,200 | 3,000 |
| | | | | | | AP22.201.008 | [3608] Postage , Telegram & Courier Charges | 500 | 500 | 500 | 500 |
| | | | | | | AP22.201.011 | [3611] Meeting Expenses | 600 | 1,000 | 700 | 1,000 |
| | | | | | | AP22.201.015 | [3615] Uniform To Peons | 1,800 | | | 2,500 |
| | | | | | | AP22.201.016 | [3616] Sanitary Materials | 1,000 | 1,000 | 500 | 1,000 |
| | | | | | | AP22.201.022 | [3622] Bank Charges | 1,000 | 1,000 | 500 | 1,000 |
| | | | | | | AP22.201.023 | [3623] Miscellaneous Expenses | 1,900 | 2,000 | 2,000 | 2,000 |
| | | | | | | AP22.201.024 | [3624] Statutory Audit Charges | 5,000 | 5,000 | 5,000 | 5,000 |
| | | | | | | AP22.201.025 | [3625] Internal Audit Charges | 5,000 | 5,000 | 5,000 | 5,000 |
| | | | | | | AP22.201.028 | [3628] Outsourcing Account Work | 5,000 | | 5,000 | 5,000 |
| | | | | | | AP22.201.030 | [3630] Umbrella To Peons /Staff | 300 | | | |
| | | | | | | | AP22.201 TOTAL | 55,400 | 40,500 | 24,800 | 33,500 |
| | | | | | | AP22.202 | Travelling And Transportation Expenses | | | | |
| | | | | | | AP22.202.001 | [3645] Ta/Da Expenses Staff | 1,400 | 2,000 | 2,000 | 2,000 |
| | | | | | | | AP22.202 TOTAL | 1,400 | 2,000 | 2,000 | 2,000 |
| | | | | | | AP22.203 | Insurance & Taxes | | | | |
| | | | | | | AP22.203.003 | [3657] Property Tax | 10,000 | 10,000 | 500 | 500 |
| | | | | | | | AP22.203 TOTAL | 10,000 | 10,000 | 500 | 500 |
| | | | | | | AP22.204 | Outsource Services | | | | |
| | | | | | | AP22.204.001 | [3665] House Keeping Services | | 5,000 | 5,000 | 5,000 |
| | | | | | | | AP22.204 TOTAL | | 5,000 | 5,000 | 5,000 |
| | | | | | | AP22.205 | Repairs And Maintenance | | | | |
| | | | | | | AP22.205.001 | [3675] Maintenance Of Office Equipments | 3,000 | 6,000 | 1,000 | 2,000 |
| | | | | | | AP22.205.002 | [3676] Maintenance Of Furniture & Fixture | 400 | 2,000 | 2,000 | 2,000 |
| | | | | | | AP22.205.003 | [3677] Maintenance Of Electric Installation | 2,000 | 2,000 | 2,200 | 2,500 |
| | | | | | | AP22.205.004 | [3678] Maintenance Of Hardwares | 3,000 | 5,000 | 3,000 | 5,000 |
| | | | | | | AP22.205.005 | [3679] Maintenance Of Software | | 5,000 | 1,000 | 5,000 |
| | | | | | | AP22.205.011 | [3685] Cleaning Material & Services | 1,000 | 1,000 | 1,000 | 1,000 |
| | | | | | | AP22.205.030 | [3704] Maintenance Of Computer | | 5,000 | 5,000 | 5,000 |
| | | | | | | | AP22.205 TOTAL | 9,400 | 26,000 | 15,200 | 22,500 |
| | | | | | | AP22.206 | Other Expenses | | | | |
| | | | | | | AP22.206.001 | [3710] Provision For Bad & Doubtful Debts/ Advances | | | | |
| | | | | | | AP22.206.002 | [3711] Irrecoverable Balances Written-Off | | | | |

| RECEIPTS | | | | | | EXPENDITURE | | | | | |
|--------------|---|---|------------------------------------|---|------------------------------------|--------------|---|---|------------------------------------|---|------------------------------------|
| ALIAS | PARTICULARS | Unaudited Figures For Year 2016 - 2017 | Budget Estimates 2017 - 2018 | Revised Budget Estimates 2017 - 2018 | Budget Estimates 2018 - 2019 | ALIAS | PARTICULARS | Unaudited Figures For Year 2016 - 2017 | Budget Estimates 2017 - 2018 | Revised Budget Estimates 2017 - 2018 | Budget Estimates 2018 - 2019 |
| | | | | | | AP22.206.004 | [3713] Hospitality & Sumptuary Expenses | | | | |
| | | | | | | | AP22.206 TOTAL | | | | |
| | | | | | | | AP22 TOTAL | 76,200 | 83,500 | 47,500 | 63,500 |
| AR31 | Salary Grants | | | | | AP31 | Staff Payments & Benefits | | | | |
| AR31.201 | State Government- Salary Grants (Non Teaching /Teaching Staff Under Sps) | | | | | AP31.201 | Aided Salaries (Teaching Staff Approved Under Sps) | | | | |
| AR31.201.001 | [0485] Salary Grant | 43,27,500 | 48,57,000 | 24,72,900 | 63,06,500 | AP31.201.001 | [3750] Pay & Allowances | 14,07,500 | 26,00,000 | 21,25,900 | 22,40,100 |
| | | | | | | AP31.201.002 | [3751] Clock Hour Basis / Consolidated | 6,000 | 50,000 | 1,00,200 | 1,43,300 |
| | | | | | | AP31.201.003 | [3752] Vacant Posts | 15,57,000 | 15,57,000 | | 33,64,800 |
| | AR31.201 TOTAL | 43,27,500 | 48,57,000 | 24,72,900 | 63,06,500 | | AP31.201 TOTAL | 29,70,500 | 42,07,000 | 22,26,100 | 57,48,200 |
| | | | | | | AP31.202 | Aided Non Teaching | | | | |
| | | | | | | AP31.202.001 | [3760] Pay & Allowances | 6,00,000 | 6,00,000 | 2,46,800 | 5,58,300 |
| | | | | | | | AP31.202 TOTAL | 6,00,000 | 6,00,000 | 2,46,800 | 5,58,300 |
| | | | | | | AP31.204 | Unaided Salaries (Teaching Staff) | | | | |
| | | | | | | AP31.204.009 | [3788] Honarium Faculty Teaching | | | 6,000 | 6,000 |
| | | | | | | | AP31.204 TOTAL | | | 6,000 | 6,000 |
| | | | | | | AP31.205 | Un Aided Non Teaching | | | | |
| | | | | | | AP31.205.001 | [3793] Pay & Allowances | 36,000 | 45,000 | | |
| | | | | | | AP31.205.007 | [3806] Overtime | 2,000 | 2,000 | | |
| | | | | | | AP31.205.008 | [3807] Temp. Non Teaching Staff | 2,400 | | 23,100 | |
| | | | | | | | AP31.205 TOTAL | 40,400 | 47,000 | 23,100 | |
| | AR31 TOTAL | 43,27,500 | 48,57,000 | 24,72,900 | 63,06,500 | | AP31 TOTAL | 36,10,900 | 48,54,000 | 25,02,000 | 63,12,500 |
| AR32 | Other Income | | | | | | | | | | |
| AR32.202 | Interest On Saving Accounts | | | | | | | | | | |
| AR32.202.001 | [0520] Interest On Saving Bank Account | 24,200 | 24,000 | 20,000 | 20,000 | | | | | | |
| | AR32.202 TOTAL | 24,200 | 24,000 | 20,000 | 20,000 | | | | | | |
| AR32.208 | Miscellaneous Receipts | | | | | | | | | | |
| AR32.208.008 | [0567] Any Other Income | 2,000 | 3,000 | 3,000 | 3,000 | | | | | | |
| | AR32.208 TOTAL | 2,000 | 3,000 | 3,000 | 3,000 | | | | | | |
| | AR32 TOTAL | 26,200 | 27,000 | 23,000 | 23,000 | | | | | | |
| AR34 | Sale Of Publications | | | | | | | | | | |
| AR34.203 | Sale Of Prospectus & Admission Forms | | | | | | | | | | |
| AR34.203.001 | [0645] Sale Of Prospectus & Admission Forms | 100 | 500 | | 500 | | | | | | |
| | AR34.203 TOTAL | 100 | 500 | | 500 | | | | | | |
| | AR34 TOTAL | 100 | 500 | | 500 | | | | | | |

| RECEIPTS | | | | | | EXPENDITURE | | | | | |
|--------------|--------------------------------------|--|------------------------------|--------------------------------------|------------------------------|--------------|---|--|------------------------------|--------------------------------------|------------------------------|
| ALIAS | PARTICULARS | Unaudited Figures For Year 2016 - 2017 | Budget Estimates 2017 - 2018 | Revised Budget Estimates 2017 - 2018 | Budget Estimates 2018 - 2019 | ALIAS | PARTICULARS | Unaudited Figures For Year 2016 - 2017 | Budget Estimates 2017 - 2018 | Revised Budget Estimates 2017 - 2018 | Budget Estimates 2018 - 2019 |
| | Sector A TOTAL | 44,98,300 | 49,60,434 | 25,86,900 | 64,37,350 | | Sector A TOTAL | 37,52,300 | 49,55,500 | 25,59,500 | 63,93,000 |
| Sector B | Agency Budget | | | | | Sector B | Agency Budget | | | | |
| | | | | | | BP02 | Grant -In- Aid State /Central Government Agency - Research Equipments | | | | |
| | | | | | | BP02.104 | | | | | |
| | | | | | | BP02.104.001 | [4070] Purchase Of Equipments | | | | |
| | | | | | | | BP02.104 TOTAL | | | | |
| | | | | | | | BP02 TOTAL | | | | |
| | | | | | | BP03 | Grant-In-Aid Other Agencies - Other Than Research | | | | |
| | | | | | | BP03.103 | Furniture & Fixtures | | | | |
| | | | | | | BP03.103.001 | [4160] Purchase Of Furniture & Fixtures | | | | |
| | | | | | | | BP03.103 TOTAL | | | | |
| | | | | | | | BP03 TOTAL | | | | |
| | Sector B TOTAL | | | | | | Sector B TOTAL | | | | |
| Sector D | Deposits And Advances Budget | | | | | Sector D | Deposits And Advances Budget | | | | |
| DR01 | Students Related Deposits | | | | | DP01 | Students Related Deposits | | | | |
| DR01.302 | Laboratory Deposit | | | | | DP01.302 | Laboratory Deposit | | | | |
| DR01.302.001 | [2110] Receipts Of Deposit | 1,000 | 2,500 | | 2,500 | DP01.302.001 | [5295] Refund Of Deposit | 1,000 | 2,500 | | 2,500 |
| | DR01.302 TOTAL | 1,000 | 2,500 | | 2,500 | | DP01.302 TOTAL | 1,000 | 2,500 | | 2,500 |
| DR01.306 | Caution Maoney Deposit | | | | | DP01.306 | Caution Maoney Deposit | | | | |
| DR01.306.001 | [2171] Caution Money Deposit(refund) | 200 | 500 | | 500 | DP01.306.001 | [5320] Refund Of Deposit | 200 | 500 | | 500 |
| | DR01.306 TOTAL | 200 | 500 | | 500 | | DP01.306 TOTAL | 200 | 500 | | 500 |
| | DR01 TOTAL | 1,200 | 3,000 | | 3,000 | | DP01 TOTAL | 1,200 | 3,000 | | 3,000 |
| | Sector D TOTAL | 1,200 | 3,000 | | 3,000 | | Sector D TOTAL | 1,200 | 3,000 | | 3,000 |
| | 0399 Aided Total | 44,99,500 | 49,63,434 | 25,86,900 | 64,40,350 | | 0399 Aided Total | 37,53,500 | 49,58,500 | 25,59,500 | 63,96,000 |

0400 - Department Of Textile Science and Apparel Design, Juhu (Aided)

(Old Aided Code : 1420)

| RECEIPTS | | | | | | EXPENDITURE | | | | | |
|--------------|---|---|------------------------------------|---|------------------------------------|--------------|---|---|------------------------------------|---|------------------------------------|
| ALIAS | PARTICULARS | Unaudited Figures For Year 2016 - 2017 | Budget Estimates 2017 - 2018 | Revised Budget Estimates 2017 - 2018 | Budget Estimates 2018 - 2019 | ALIAS | PARTICULARS | Unaudited Figures For Year 2016 - 2017 | Budget Estimates 2017 - 2018 | Revised Budget Estimates 2017 - 2018 | Budget Estimates 2018 - 2019 |
| Sector A | Capital And Revenue Receipt / Expenditure Budget | | | | | Sector A | Capital And Revenue Receipt / Expenditure Budget | | | | |
| | | | | | | AP03 | Furniture & Fixtures | | | | |
| | | | | | | AP03.101 | Purchase Of Furniture & Fixtures | | | | |
| | | | | | | AP03.101.001 | [3065] Purchase Of Furniture | | 40,000 | 40,000 | 30,000 |
| | | | | | | | AP03.101 TOTAL | | 40,000 | 40,000 | 30,000 |
| | | | | | | | AP03 TOTAL | | 40,000 | 40,000 | 30,000 |
| | | | | | | AP04 | Equipments | | | | |
| | | | | | | AP04.101 | Purchase Of Equipments | | | | |
| | | | | | | AP04.101.003 | [3087] Purchase Of Equipment | | 65,000 | | 2,00,000 |
| | | | | | | AP04.101.031 | [7903] Purchase Of Printer | | | | 12,000 |
| | | | | | | | AP04.101 TOTAL | | 65,000 | | 2,12,000 |
| | | | | | | AP04.102 | Major Repairs To Equipments | | | | |
| | | | | | | AP04.102.001 | [3120] Repairs To Equipments | | 15,000 | 15,000 | 15,000 |
| | | | | | | | AP04.102 TOTAL | | 15,000 | 15,000 | 15,000 |
| | | | | | | | AP04 TOTAL | | 80,000 | 15,000 | 2,27,000 |
| | | | | | | AP07 | Books & Journals | | | | |
| | | | | | | AP07.101 | Purchase Of Books & Journals | | | | |
| | | | | | | AP07.101.001 | [3155] Purchase Of Books & Journals | | 10,000 | 10,000 | 10,000 |
| | | | | | | | AP07.101 TOTAL | | 10,000 | 10,000 | 10,000 |
| | | | | | | | AP07 TOTAL | | 10,000 | 10,000 | 10,000 |
| | | | | | | AP09 | Hardware & Peripherals | | | | |
| | | | | | | AP09.101 | Development Exp. | | | | |
| | | | | | | AP09.101.001 | [3200] Purchase Of Computer | | | | 70,000 |
| | | | | | | AP09.101.002 | [3201] Purchase Of Hardware | | | | 80,000 |
| | | | | | | | AP09.101 TOTAL | | | | 1,50,000 |
| | | | | | | | AP09 TOTAL | | | | 1,50,000 |
| AR10 | Other Development Receipts | | | | | | | | | | |
| AR10.101 | Development Fees | | | | | | | | | | |
| AR10.101.001 | [0111] Development Fees From Student - Institute Share | 2,750 | 5,000 | 2,750 | 2,750 | | | | | | |
| | [0112] Development Fees From Student- University Share | 2,750 | | 2,750 | 2,750 | | | | | | |
| | [0113] Development Fee | 5,500 | | 5,500 | 5,500 | | | | | | |

| RECEIPTS | | | | | | EXPENDITURE | | | | | |
|--------------|--|---|------------------------------------|---|------------------------------------|--------------|---|---|------------------------------------|---|------------------------------------|
| ALIAS | PARTICULARS | Unaudited Figures For Year 2016 - 2017 | Budget Estimates 2017 - 2018 | Revised Budget Estimates 2017 - 2018 | Budget Estimates 2018 - 2019 | ALIAS | PARTICULARS | Unaudited Figures For Year 2016 - 2017 | Budget Estimates 2017 - 2018 | Revised Budget Estimates 2017 - 2018 | Budget Estimates 2018 - 2019 |
| | AR10.101 TOTAL | 2,750 | 5,000 | 2,750 | 2,750 | | | | | | |
| | AR10 TOTAL | 2,750 | 5,000 | 2,750 | 2,750 | | | | | | |
| AR21 | Fees From Students & Colleges | | | | | AP21 | Academic & Activity Expenses | | | | |
| AR21.201 | Academic Receipts - University | | | | | AP21.201 | Academic Expenses | | | | |
| AR21.201.025 | [0208] Alumni Fees Net | 100 | 1,300 | 1,100 | 1,100 | AP21.201.001 | [3325] Admission Expenses | 1,000 | 1,000 | 1,000 | 1,000 |
| AR21.201.027 | [0210] Centenary Fees Net | | | | | AP21.201.005 | [3329] Laboratory Expenses | 800 | 10,000 | 8,000 | 10,000 |
| | [6372] Centenary Fees - Gross | 2,100 | 3,300 | | | AP21.201.011 | [3335] Prospectus Expenses | | | | |
| | [6373] Less :100 % Transfer To Univaersity | 2,100 | 3,300 | | | AP21.201.012 | [3336] Forms Expenses | | | | |
| AR21.201.028 | [0211] Subject Association Fee Net | | 1,000 | | | | | | | | |
| | [6374] Subject Association Fees - Gross | | | 1,100 | 1,100 | | | | | | |
| | [6375] Less : 100 % Transfer To University | | | 1,100 | 1,100 | | | | | | |
| AR21.201.029 | [0212] Calandar Fee Net | 600 | | | | | | | | | |
| | AR21.201 TOTAL | 700 | 2,300 | 1,100 | 1,100 | | AP21.201 TOTAL | 1,800 | 11,000 | 9,000 | 11,000 |
| AR21.202 | Academic Receipts -Institution | | | | | AP21.202 | Activity Expenses | | | | |
| AR21.202.001 | [0220] Admission Fee | 4,700 | 7,590 | 6,400 | 5,100 | AP21.202.001 | [3355] Gymkhana Expenses | 4,000 | 4,000 | 4,000 | 4,000 |
| AR21.202.002 | [0221] Tution Fee | 38,600 | 39,600 | 32,400 | 26,400 | AP21.202.003 | [3357] Computer Training Expenses | | | | |
| AR21.202.003 | [0222] Computer Training Fee | 5,700 | 9,900 | 8,300 | 6,600 | AP21.202.006 | [3360] Computer Lab Expenses | 5,000 | 5,000 | | |
| AR21.202.004 | [0223] Identity Card Fee | 700 | 1,155 | 1,000 | 800 | AP21.202.012 | [3366] Field Visit Expenses | 2,000 | 3,000 | 3,000 | 3,000 |
| | [0224] Diary Fee - Gross | 1,000 | | | | AP21.202.013 | [3367] Phd Expenses | 2,200 | 4,000 | 2,500 | 4,000 |
| | [0225] Diary Fee - Less : 100% Transfer To University | | | | | AP21.202.020 | [3374] Internship Expenses | 1,000 | 1,000 | 1,000 | 1,000 |
| AR21.202.005 | [0226] Diary Fee - Net | 1,100 | | | | AP21.202.038 | [3391] Guest Lecture | | | 2,400 | 5,000 |
| | [0227] E-Suvidha Fee - Gross | 1,000 | 1,650 | 1,100 | 1,100 | | | | | | |
| | [0228] E-Suvidha - Less : 100% Transfer To University | 1,100 | 1,650 | 1,100 | 1,100 | | | | | | |
| AR21.202.006 | [0229] E-Suvidha - Net | | | | | | | | | | |
| | [0230] Students Welfare Fee - Gross | 100 | 2,475 | 1,700 | 1,700 | | | | | | |
| | [0231] Students Welfare Fee -Less : Transfer To University | 1,600 | 2,475 | 1,700 | 2,500 | | | | | | |
| AR21.202.007 | [0232] Students Welfare Fee - Net | | | | | | | | | | |
| | [0233] Medical Fee - Gross | 700 | 1,155 | 800 | 800 | | | | | | |
| | [0234] Medical Fee-Less : Transfer To University | | 1,155 | 800 | 800 | | | | | | |
| AR21.202.008 | [0235] Medical Fee - Net | | | | | | | | | | |
| | [0236] Sports Fee - Gross | 100 | 3,300 | 2,200 | 2,200 | | | | | | |
| | [0237] Sports Fee -Less : Transfer To University | 2,100 | 3,300 | 2,200 | 2,200 | | | | | | |
| AR21.202.009 | [0238] Sports Fee - Net | | | | | | | | | | |
| | [0239] Disaster Management Fee - Gross | 200 | 330 | 220 | 220 | | | | | | |

| RECEIPTS | | | | | | EXPENDITURE | | | | | |
|--------------|--|--|------------------------------|--------------------------------------|------------------------------|-------------|-------------|--|------------------------------|--------------------------------------|------------------------------|
| ALIAS | PARTICULARS | Unaudited Figures For Year 2016 - 2017 | Budget Estimates 2017 - 2018 | Revised Budget Estimates 2017 - 2018 | Budget Estimates 2018 - 2019 | ALIAS | PARTICULARS | Unaudited Figures For Year 2016 - 2017 | Budget Estimates 2017 - 2018 | Revised Budget Estimates 2017 - 2018 | Budget Estimates 2018 - 2019 |
| AR21.202.010 | [0240] Disaster Management Fee -Less : 100% Transfer To University | 210 | 330 | 220 | 220 | | | | | | |
| | [0241] Disaster Management Fee - Net | | | | | | | | | | |
| AR21.202.011 | [0242] Ashwamedh/ Avishkar/ Indradhanushya Fee - Gross | 600 | 990 | 660 | 660 | | | | | | |
| | [0243] Ashwamedh/ Avishkar/ Indradhanushya Fee -Less : 100% Transfer To University | 700 | 990 | 660 | 660 | | | | | | |
| AR21.202.012 | [0244] Ashwamedh/ Avishkar/ Indradhanushya Fee - Net | | | | | | | | | | |
| | [0245] Eligibility Fee -Gross | 2,000 | | 1,250 | 1,500 | | | | | | |
| AR21.202.013 | [0246] Eligibility Fee -Less : 100% Transfer To University | 2,000 | | 1,250 | 1,500 | | | | | | |
| | [0247] Eligibility Fee -Net | | | | | | | | | | |
| AR21.202.014 | [0248] Enrolment Fee - Gross | 3,500 | 5,000 | 2,750 | 2,750 | | | | | | |
| | [0249] Enrolment Fee - Less : 100% Transfer To University | 3,300 | 5,000 | 2,750 | 2,750 | | | | | | |
| AR21.202.015 | [0250] Enrolment Fee - Net | | | | | | | | | | |
| | [0251] Examinations - Gross | 11,200 | | 68,400 | 52,800 | | | | | | |
| AR21.202.016 | [0252] Examinations -Less :Transfer To University | 52,800 | | 68,400 | 52,800 | | | | | | |
| | [0253] Examinations Fee- Net | | | | | | | | | | |
| AR21.202.017 | [0254] Practical Examination Fees - Gross | 4,000 | 33,000 | 22,000 | 22,000 | | | | | | |
| | [6300] Practical Examinations Fee-Less : Transfer To University | 5,900 | 33,000 | 22,000 | 22,000 | | | | | | |
| AR21.202.018 | [6301] Practical Examinations Fee - Net | | | | | | | | | | |
| | [6304] Convocation Fee - Gross | 3,200 | 5,850 | 5,000 | 5,000 | | | | | | |
| AR21.202.019 | [6305] Convocation Fee -Less : 100% Transfer To University | 3,600 | 5,850 | 5,000 | 5,000 | | | | | | |
| | [6306] Convocation Fee - Net | | | | | | | | | | |
| AR21.202.020 | [6307] Library Fee - Gross | 22,000 | 33,000 | 22,000 | 22,000 | | | | | | |
| | [6308] Library Fee -Less : 100% Transfer To University Library | 21,000 | 33,000 | 22,000 | 22,000 | | | | | | |
| AR21.202.021 | [6309] Library Fee - Net | | | | | | | | | | |
| | [6310] College Library Fee - Gross | 6,500 | 10,000 | 16,500 | 16,500 | | | | | | |
| AR21.202.022 | [6311] College Library Fee - Less : 100% Transfer To University Library | 6,500 | 10,000 | 16,500 | 16,500 | | | | | | |
| | [6312] College Library Fee - - Net | 21,000 | | | | | | | | | |
| AR21.202.023 | [6318] Passing Certificate Fee - Gross | 1,100 | 1,950 | 1,200 | 1,650 | | | | | | |
| | [6319] Passing Certificate Fee -Less : 100% Transfer To University | 1,200 | 1,950 | 1,200 | 1,650 | | | | | | |
| AR21.202.024 | [6321] Dissertation Fee - Gross | 1,500 | 3,250 | 2,000 | 2,800 | | | | | | |

| RECEIPTS | | | | | | EXPENDITURE | | | | | |
|--------------|---|---|------------------------------------|---|------------------------------------|--------------|---|---|------------------------------------|---|------------------------------------|
| ALIAS | PARTICULARS | Unaudited Figures For Year 2016 - 2017 | Budget Estimates 2017 - 2018 | Revised Budget Estimates 2017 - 2018 | Budget Estimates 2018 - 2019 | ALIAS | PARTICULARS | Unaudited Figures For Year 2016 - 2017 | Budget Estimates 2017 - 2018 | Revised Budget Estimates 2017 - 2018 | Budget Estimates 2018 - 2019 |
| AR21.202.024 | [6322] Dissertation Fee -Less : 100% Transfer To University [6323] Dissertation Fee - Net | 2,000 | 3,250 | 2,000 | 2,800 | | | | | | |
| | AR21.202 TOTAL | 71,800 | 58,245 | 48,100 | 38,900 | | AP21.202 TOTAL | 14,200 | 17,000 | 12,900 | 17,000 |
| AR21.203 | Activity Fees | | | | | AR21.203 | Examination Expenses | | | | |
| AR21.203.001 | [0260] Gymkhana Fee | 10,000 | 13,000 | 13,300 | 11,000 | AR21.203.001 | [3470] Printing | 1,100 | 2,000 | 2,000 | 2,000 |
| AR21.203.002 | [0261] Laboratory Fee | 1,35,000 | 1,30,000 | 1,33,500 | 1,10,000 | AR21.203.002 | [3471] Stationery | 1,67,500 | | | |
| AR21.203.004 | [0263] Internship Fee | | | | | AR21.203.006 | [3475] Examination Remuneration | 33,900 | | | |
| AR21.203.005 | [0264] Placement Fee | 3,000 | | 5,500 | 5,500 | AR21.203.010 | [3479] Post & Courier Charges | | | | |
| AR21.203.023 | [0282] Department Activity Fee | | | | | AR21.203.013 | [3482] Paper Setting | | | | |
| AR21.203.042 | [0301] Ph.D Fine | 9,700 | | 47,400 | 40,000 | AR21.203.014 | [3483] Evaluation | | | | |
| AR21.203.053 | [0312] Msc Lab Deposit | | | | | | | | | | |
| AR21.203.055 | [0314] Computer Lab Fees | 12,000 | 66,000 | 53,000 | 44,000 | | | | | | |
| AR21.203.096 | [0355] Insurance Fees | 500 | 750 | 700 | 500 | | | | | | |
| | AR21.203 TOTAL | 1,70,200 | 2,09,750 | 2,53,400 | 2,11,000 | | AP21.203 TOTAL | 2,02,500 | 2,000 | 2,000 | 2,000 |
| | | | | | | AR21.206 | Seminars & Conferences | | | | |
| | | | | | | AR21.206.001 | [3515] Seminar Publication | | 5,000 | 5,000 | |
| | | | | | | AR21.206.009 | [3523] Other Expenses - Seminar & Conferences | | | | 10,000 |
| | | | | | | | AP21.206 TOTAL | | 5,000 | 5,000 | 10,000 |
| AR21.207 | Other Fee | | | | | AR21.207 | Materials, Consumables, Stores & Chemicals | | | | |
| AR21.207.002 | [0412] Fine/ Miscellaneous Fee | 2,900 | 4,950 | 4,200 | 3,300 | AR21.207.001 | [3530] Materials | 2,000 | 5,000 | 5,000 | 5,000 |
| AR21.207.004 | [0414] Co Curricular Fee | 9,500 | 16,500 | 13,300 | 11,000 | AR21.207.002 | [3531] Consumables Expenses | 10,000 | 8,000 | 5,000 | 5,000 |
| AR21.207.009 | [0419] Transcript Charge (Income) | | | | 1,000 | AR21.207.003 | [3532] Chemical & Glassware Expenses | 6,900 | 10,000 | 10,000 | 10,000 |
| AR21.207.016 | [0426] Admission Processing Fees | | | 3,000 | 2,000 | | | | | | |
| | AR21.207 TOTAL | 12,400 | 21,450 | 20,500 | 17,300 | | AP21.207 TOTAL | 18,900 | 23,000 | 20,000 | 20,000 |
| AR21.210 | Ph. D. Fee | | | | | | | | | | |
| AR21.210.004 | [0467] Admission Fee | | | | | | | | | | |
| AR21.210.005 | [0468] Tuition Fee | 1,75,500 | 1,49,000 | 3,67,000 | 2,00,000 | | | | | | |
| AR21.210.006 | [0469] Laboratory Fee | 1,80,000 | 8,000 | 3,82,000 | 3,00,000 | | | | | | |
| AR21.210.007 | [0470] Department Activity Fee | | | 36,000 | 24,000 | | | | | | |
| | [0471] Caution Deposit - Gross | | | | | | | | | | |
| | [0472] Caution Deposit - Less : 100% Refundable To Student | | | | | | | | | | |
| AR21.210.008 | [0473] Caution Money Deposit | | | | | | | | | | |
| | [0474] Library Fee - Gross | 21,000 | 2,000 | 30,000 | 12,000 | | | | | | |
| | [6350] Library Fee - Less : 100% Trf To Central Library | | 2,000 | 22,000 | 8,000 | | | | | | |
| AR21.210.009 | [6351] Library Fee | 2,000 | | | | | | | | | |

| RECEIPTS | | | | | | EXPENDITURE | | | | | |
|--------------|---|--|------------------------------|--------------------------------------|------------------------------|--------------|---|--|------------------------------|--------------------------------------|------------------------------|
| ALIAS | PARTICULARS | Unaudited Figures For Year 2016 - 2017 | Budget Estimates 2017 - 2018 | Revised Budget Estimates 2017 - 2018 | Budget Estimates 2018 - 2019 | ALIAS | PARTICULARS | Unaudited Figures For Year 2016 - 2017 | Budget Estimates 2017 - 2018 | Revised Budget Estimates 2017 - 2018 | Budget Estimates 2018 - 2019 |
| AR21.210.011 | [6355] Evaluation Fee | | 1,000 | | | | | | | | |
| | [6356] Library Deposit - Gross | | 2,000 | | | | | | | | |
| | [6357] Library Deposit - Less : 100% Trf To Central Library | | 2,000 | | | | | | | | |
| AR21.210.012 | [6358] Library Deposit - Net | | | | | | | | | | |
| | AR21.210 TOTAL | 3,57,500 | 1,58,000 | 7,85,000 | 5,24,000 | | | | | | |
| | AR21 TOTAL | 6,12,600 | 4,49,745 | 11,08,100 | 7,92,300 | | AP21 TOTAL | 2,37,400 | 58,000 | 48,900 | 60,000 |
| | | | | | | AP22 | Administrative & General Expenses | | | | |
| | | | | | | AP22.201 | Administrative Expenses | | | | |
| | | | | | | AP22.201.001 | [3601] Advertisement And Publicity | 1,000 | 1,000 | 1,000 | 1,000 |
| | | | | | | AP22.201.002 | [3602] Printing | 4,000 | 4,000 | 4,000 | 4,000 |
| | | | | | | AP22.201.003 | [3603] Stationery | 10,000 | 10,000 | 10,000 | 10,000 |
| | | | | | | AP22.201.005 | [3605] Xeroxing Charges | 4,000 | 4,000 | 4,000 | 4,000 |
| | | | | | | AP22.201.006 | [3606] Electricity And Power | 50,000 | 50,000 | 50,000 | 70,000 |
| | | | | | | AP22.201.007 | [3607] Telephone And Internet Charges | 3,000 | 7,000 | 7,000 | 7,000 |
| | | | | | | AP22.201.008 | [3608] Postage , Telegram & Courier Charges | 500 | 500 | 500 | 500 |
| | | | | | | AP22.201.011 | [3611] Meeting Expenses | 1,000 | 2,000 | 2,000 | 2,000 |
| | | | | | | AP22.201.015 | [3615] Uniform To Peons | 1,800 | 1,800 | | 2,000 |
| | | | | | | AP22.201.016 | [3616] Sanitary Materials | 2,000 | 2,500 | 2,500 | 2,500 |
| | | | | | | AP22.201.020 | [3620] Labour Charges | 2,500 | 3,000 | 1,000 | 3,000 |
| | | | | | | AP22.201.021 | [3621] Pest Control | | | | 5,000 |
| | | | | | | AP22.201.022 | [3622] Bank Charges | 500 | 500 | 500 | 500 |
| | | | | | | AP22.201.023 | [3623] Miscellaneous Expenses | 1,500 | 2,000 | 1,000 | 2,000 |
| | | | | | | AP22.201.024 | [3624] Statutory Audit Charges | 10,000 | 10,000 | 10,000 | 10,000 |
| | | | | | | AP22.201.025 | [3625] Internal Audit Charges | 10,000 | 10,000 | 10,000 | 10,000 |
| | | | | | | AP22.201.028 | [3628] Outsourcing Account Work | 5,000 | | 5,000 | 5,000 |
| | | | | | | AP22.201.029 | [3629] Seminar & Workshop Expenses | | | | 8,000 |
| | | | | | | AP22.201.030 | [3630] Umbrella To Peons /Staff | 300 | 400 | | 400 |
| | | | | | | | AP22.201 TOTAL | 1,07,100 | 1,08,700 | 1,08,500 | 1,46,900 |
| | | | | | | AP22.202 | Travelling And Transportation Expenses | | | | |
| | | | | | | AP22.202.001 | [3645] Ta/Da Expenses Staff | 2,000 | 5,000 | 5,000 | 8,000 |
| | | | | | | | AP22.202 TOTAL | 2,000 | 5,000 | 5,000 | 8,000 |
| | | | | | | AP22.203 | Insurance & Taxes | | | | |
| | | | | | | AP22.203.003 | [3657] Property Tax | 15,000 | 15,000 | 15,000 | 15,000 |
| | | | | | | | AP22.203 TOTAL | 15,000 | 15,000 | 15,000 | 15,000 |
| | | | | | | AP22.204 | Outsource Services | | | | |
| | | | | | | AP22.204.001 | [3665] House Keeping Services | | 5,000 | 5,000 | 5,000 |
| | | | | | | AP22.204.004 | [3668] Water | | | | |

| RECEIPTS | | | | | | EXPENDITURE | | | | | |
|--------------|---|---|------------------------------------|---|------------------------------------|--------------|---|---|------------------------------------|---|------------------------------------|
| ALIAS | PARTICULARS | Unaudited Figures For Year 2016 - 2017 | Budget Estimates 2017 - 2018 | Revised Budget Estimates 2017 - 2018 | Budget Estimates 2018 - 2019 | ALIAS | PARTICULARS | Unaudited Figures For Year 2016 - 2017 | Budget Estimates 2017 - 2018 | Revised Budget Estimates 2017 - 2018 | Budget Estimates 2018 - 2019 |
| | | | | | | | AP22.204 TOTAL | | 5,000 | 5,000 | 5,000 |
| | | | | | | AP22.205 | Repairs And Maintenance | | | | |
| | | | | | | AP22.205.001 | [3675] Maintenance Of Office Equipments | 2,000 | 2,000 | 2,000 | 2,000 |
| | | | | | | AP22.205.002 | [3676] Maintenance Of Furniture & Fixture | 1,200 | 5,000 | 5,000 | 5,000 |
| | | | | | | AP22.205.003 | [3677] Maintenance Of Electric Installation | 2,000 | 2,000 | 2,000 | 2,000 |
| | | | | | | AP22.205.004 | [3678] Maintenance Of Hardwares | 8,000 | 8,000 | 8,100 | 8,000 |
| | | | | | | AP22.205.010 | [3684] Antivirus Software | 1,500 | 1,500 | 1,500 | 3,000 |
| | | | | | | AP22.205.012 | [3686] Maintenance Of Building | | | | 40,000 |
| | | | | | | AP22.205.030 | [3704] Maintenance Of Computer | | 5,000 | 4,800 | 5,000 |
| | | | | | | | AP22.205 TOTAL | 14,700 | 23,500 | 23,400 | 65,000 |
| | | | | | | AP22.206 | Other Expenses | | | | |
| | | | | | | AP22.206.001 | [3710] Provision For Bad & Doubtful Debts/ Advances | | | | |
| | | | | | | AP22.206.002 | [3711] Irrecoverable Balances Written-Off | | | | |
| | | | | | | AP22.206.004 | [3713] Hospitality & Sumptuary Expenses | 1,500 | 2,000 | 1,000 | 1,500 |
| | | | | | | | AP22.206 TOTAL | 1,500 | 2,000 | 1,000 | 1,500 |
| | | | | | | | AP22 TOTAL | 1,40,300 | 1,59,200 | 1,57,900 | 2,41,400 |
| AR31 | Salary Grants | | | | | AP31 | Staff Payments & Benefits | | | | |
| AR31.201 | State Government- Salary Grants (Non Teaching /Teaching Staff Under Sps) | | | | | AP31.201 | Aided Salaries (Teaching Staff Approved Under Sps) | | | | |
| AR31.201.001 | [0485] Salary Grant | 26,95,200 | 30,99,000 | 25,12,500 | 41,88,000 | AP31.201.001 | [3750] Pay & Allowances | 12,70,200 | 26,00,000 | 20,57,700 | 26,82,000 |
| AR31.201.002 | [0486] Arrears Of Salary Grants | | | | | AP31.201.002 | [3751] Clock Hour Basis / Consolidated | 57,600 | 75,000 | 1,42,700 | 1,50,000 |
| | | | | | | AP31.201.003 | [3752] Vacant Posts | | | | 9,26,000 |
| | AR31.201 TOTAL | 26,95,200 | 30,99,000 | 25,12,500 | 41,88,000 | | AP31.201 TOTAL | 13,27,800 | 26,75,000 | 22,00,400 | 37,58,000 |
| | | | | | | AP31.202 | Aided Non Teaching | | | | |
| | | | | | | AP31.202.001 | [3760] Pay & Allowances | 3,30,500 | 4,00,000 | 3,12,100 | 4,00,000 |
| | | | | | | | AP31.202 TOTAL | 3,30,500 | 4,00,000 | 3,12,100 | 4,00,000 |
| | | | | | | AP31.204 | Unaided Salaries (Teaching Staff) | | | | |
| | | | | | | AP31.204.006 | [3785] Visiting Faculty Teaching | 48,200 | | | 40,000 |
| | | | | | | AP31.204.009 | [3788] Honarium Faculty Teaching | | | 14,500 | 10,000 |
| | | | | | | AP31.204.013 | [3792] Overtime | 8,800 | 12,000 | 5,000 | 3,000 |
| | | | | | | | AP31.204 TOTAL | 57,000 | 12,000 | 19,500 | 53,000 |
| | | | | | | AP31.205 | Un Aided Non Teaching | | | | |
| | | | | | | AP31.205.008 | [3807] Temp. Non Teaching Staff | 12,000 | 12,000 | 12,000 | 15,000 |
| | | | | | | | AP31.205 TOTAL | 12,000 | 12,000 | 12,000 | 15,000 |
| | AR31 TOTAL | 26,95,200 | 30,99,000 | 25,12,500 | 41,88,000 | | AP31 TOTAL | 17,27,300 | 30,99,000 | 25,44,000 | 42,26,000 |
| AR32 | Other Income | | | | | | | | | | |
| AR32.202 | Interest On Saving Accounts | | | | | | | | | | |

| RECEIPTS | | | | | | EXPENDITURE | | | | | |
|--------------|--|--|------------------------------|--------------------------------------|------------------------------|--------------|-------------------------------------|--|------------------------------|--------------------------------------|------------------------------|
| ALIAS | PARTICULARS | Unaudited Figures For Year 2016 - 2017 | Budget Estimates 2017 - 2018 | Revised Budget Estimates 2017 - 2018 | Budget Estimates 2018 - 2019 | ALIAS | PARTICULARS | Unaudited Figures For Year 2016 - 2017 | Budget Estimates 2017 - 2018 | Revised Budget Estimates 2017 - 2018 | Budget Estimates 2018 - 2019 |
| AR32.202.001 | [0520] Interest On Saving Bank Account | | | 30,000 | 30,000 | | | | | | |
| | AR32.202 TOTAL | | | 30,000 | 30,000 | | | | | | |
| | AR32 TOTAL | | | 30,000 | 30,000 | | | | | | |
| AR33 | Income From Investments | | | | | | | | | | |
| AR33.202 | Investment From University Fund | | | | | | | | | | |
| AR33.202.007 | [0627] Interest On Term Deposits With Bank | | | | | | | | | | |
| | AR33.202 TOTAL | | | | | | | | | | |
| | AR33 TOTAL | | | | | | | | | | |
| | Sector A TOTAL | 33,10,550 | 35,53,745 | 36,53,350 | 50,13,050 | | Sector A TOTAL | 21,05,000 | 34,46,200 | 28,15,800 | 49,44,400 |
| Sector D | Deposits And Advances Budget | | | | | Sector D | Deposits And Advances Budget | | | | |
| DR01 | Students Related Deposits | | | | | DP01 | Students Related Deposits | | | | |
| | | | | | | DP01.301 | Library Deposit | | | | |
| | | | | | | DP01.301.002 | [5292] Transfer To Library | | | | |
| | | | | | | | DP01.301 TOTAL | | | | |
| DR01.302 | Laboratory Deposit | | | | | DP01.302 | Laboratory Deposit | | | | |
| DR01.302.001 | [2110] Receipts Of Deposit | 6,500 | 10,000 | 8,500 | 7,500 | DP01.302.001 | [5295] Refund Of Deposit | 6,500 | 10,000 | 8,500 | 7,500 |
| | DR01.302 TOTAL | 6,500 | 10,000 | 8,500 | 7,500 | | DP01.302 TOTAL | 6,500 | 10,000 | 8,500 | 7,500 |
| DR01.306 | Caution Maoney Deposit | | | | | DP01.306 | Caution Maoney Deposit | | | | |
| DR01.306.001 | [2171] Caution Money Deposit(refund) | 1,300 | 2,000 | 1,700 | 1,500 | DP01.306.001 | [5320] Refund Of Deposit | 1,300 | 2,000 | 1,700 | 1,500 |
| | DR01.306 TOTAL | 1,300 | 2,000 | 1,700 | 1,500 | | DP01.306 TOTAL | 1,300 | 2,000 | 1,700 | 1,500 |
| | DR01 TOTAL | 7,800 | 12,000 | 10,200 | 9,000 | | DP01 TOTAL | 7,800 | 12,000 | 10,200 | 9,000 |
| | Sector D TOTAL | 7,800 | 12,000 | 10,200 | 9,000 | | Sector D TOTAL | 7,800 | 12,000 | 10,200 | 9,000 |
| | 0400 Aided Total | 33,18,350 | 35,65,745 | 36,63,550 | 50,22,050 | | 0400 Aided Total | 21,12,800 | 34,58,200 | 28,26,000 | 49,53,400 |



5010 - Department of Food Science & Nutrition, Juhu (Aided)

(Old Aided Code : 1418)

| RECEIPTS | | | | | | EXPENDITURE | | | | | |
|----------|---|---|------------------------------------|---|------------------------------------|--------------|---|---|------------------------------------|---|------------------------------------|
| ALIAS | PARTICULARS | Unaudited Figures For Year 2016 - 2017 | Budget Estimates 2017 - 2018 | Revised Budget Estimates 2017 - 2018 | Budget Estimates 2018 - 2019 | ALIAS | PARTICULARS | Unaudited Figures For Year 2016 - 2017 | Budget Estimates 2017 - 2018 | Revised Budget Estimates 2017 - 2018 | Budget Estimates 2018 - 2019 |
| Sector A | Capital And Revenue Receipt / Expenditure Budget | | | | | Sector A | Capital And Revenue Receipt / Expenditure Budget | | | | |
| | | | | | | AP03 | Furniture & Fixtures | | | | |
| | | | | | | AP03.101 | Purchase Of Furniture & Fixtures | | | | |
| | | | | | | AP03.101.001 | [3065] Purchase Of Furniture | 20,000 | 20,000 | 5,000 | 20,000 |
| | | | | | | | AP03.101 TOTAL | 20,000 | 20,000 | 5,000 | 20,000 |
| | | | | | | AP03.102 | Major Repairs To Furniture & Fixtures | | | | |
| | | | | | | AP03.102.001 | [3075] Major Repairs To Furniture & Fixtures | | 1,10,000 | 35,000 | 30,000 |
| | | | | | | | AP03.102 TOTAL | | 1,10,000 | 35,000 | 30,000 |
| | | | | | | | AP03 TOTAL | 20,000 | 1,30,000 | 40,000 | 50,000 |
| | | | | | | AP04 | Equipments | | | | |
| | | | | | | AP04.101 | Purchase Of Equipments | | | | |
| | | | | | | AP04.101.001 | [3085] Purchase Of Length Meter | | | | |
| | | | | | | AP04.101.003 | [3087] Purchase Of Equipment | | 50,000 | 23,800 | 20,000 |
| | | | | | | AP04.101.009 | [3093] Purchase Of Lcd | 30,900 | 40,000 | 20,000 | 30,000 |
| | | | | | | | AP04.101 TOTAL | 30,900 | 90,000 | 43,800 | 50,000 |
| | | | | | | AP04.102 | Major Repairs To Equipments | | | | |
| | | | | | | AP04.102.001 | [3120] Repairs To Equipments | | 2,00,000 | 23,100 | 70,000 |
| | | | | | | | AP04.102 TOTAL | | 2,00,000 | 23,100 | 70,000 |
| | | | | | | | AP04 TOTAL | 30,900 | 2,90,000 | 66,900 | 1,20,000 |
| | | | | | | AP05 | Electrical Installation Work | | | | |
| | | | | | | AP05.101 | New Electrical Installation | | | | |
| | | | | | | AP05.101.002 | [3126] New Electrical Installation | 20,000 | 20,000 | | 20,000 |
| | | | | | | | AP05.101 TOTAL | 20,000 | 20,000 | | 20,000 |
| | | | | | | AP05.102 | Major Repairs To Electrical Installation | | | | |
| | | | | | | AP05.102.002 | [3132] Major Repairs To Electrical Installation | 15,000 | 15,000 | 5,000 | 15,000 |
| | | | | | | | AP05.102 TOTAL | 15,000 | 15,000 | 5,000 | 15,000 |
| | | | | | | | AP05 TOTAL | 35,000 | 35,000 | 5,000 | 35,000 |
| | | | | | | AP06 | Vehicles | | | | |
| | | | | | | AP06.102 | Major Repairs To Vehicles | | | | |
| | | | | | | AP06.102.001 | [3150] Repairs To Vehicles | | | | |
| | | | | | | | AP06.102 TOTAL | | | | |
| | | | | | | | AP06 TOTAL | | | | |

| RECEIPTS | | | | | | EXPENDITURE | | | | | |
|--------------|--|--|------------------------------|--------------------------------------|------------------------------|--------------|---|--|------------------------------|--------------------------------------|------------------------------|
| ALIAS | PARTICULARS | Unaudited Figures For Year 2016 - 2017 | Budget Estimates 2017 - 2018 | Revised Budget Estimates 2017 - 2018 | Budget Estimates 2018 - 2019 | ALIAS | PARTICULARS | Unaudited Figures For Year 2016 - 2017 | Budget Estimates 2017 - 2018 | Revised Budget Estimates 2017 - 2018 | Budget Estimates 2018 - 2019 |
| | | | | | | AP07 | Books & Journals | | | | |
| | | | | | | AP07.101 | Purchase Of Books & Journals | | | | |
| | | | | | | AP07.101.001 | [3155] Purchase Of Books & Journals | | 25,000 | 15,900 | 15,000 |
| | | | | | | | AP07.101 TOTAL | | 25,000 | 15,900 | 15,000 |
| | | | | | | | AP07 TOTAL | | 25,000 | 15,900 | 15,000 |
| | | | | | | AP08 | Software & Development | | | | |
| | | | | | | AP08.103 | Upgradation Of Software | | | | |
| | | | | | | AP08.103.004 | [3193] Upgradation Of Software | 5,000 | 5,000 | | 4,000 |
| | | | | | | | AP08.103 TOTAL | 5,000 | 5,000 | | 4,000 |
| | | | | | | | AP08 TOTAL | 5,000 | 5,000 | | 4,000 |
| | | | | | | AP09 | Hardware & Peripherals | | | | |
| | | | | | | AP09.101 | Development Exp. | | | | |
| | | | | | | AP09.101.001 | [3200] Purchase Of Computer | | | | 30,000 |
| | | | | | | AP09.101.002 | [3201] Purchase Of Hardware | | 10,000 | 5,000 | 10,000 |
| | | | | | | | AP09.101 TOTAL | | 10,000 | 5,000 | 40,000 |
| | | | | | | | AP09 TOTAL | | 10,000 | 5,000 | 40,000 |
| AR10 | Other Development Receipts | | | | | | | | | | |
| AR10.101 | Development Fees | | | | | | | | | | |
| AR10.101.001 | [0111] Development Fees From Student - Institute Share | 3,750 | 5,000 | 9,400 | 3,800 | | | | | | |
| | [0112] Development Fees From Student-University Share | 3,750 | 5,000 | 4,800 | 3,800 | | | | | | |
| | [0113] Development Fee | 7,500 | 10,000 | 14,200 | 7,600 | | | | | | |
| | AR10.101 TOTAL | 3,750 | 5,000 | 9,400 | 3,800 | | | | | | |
| | AR10 TOTAL | 3,750 | 5,000 | 9,400 | 3,800 | | | | | | |
| AR21 | Fees From Students & Colleges | | | | | AP21 | Academic & Activity Expenses | | | | |
| AR21.201 | Academic Receipts - University | | | | | AP21.201 | Academic Expenses | | | | |
| AR21.201.025 | [0208] Alumni Fees Net | | 2,000 | | | AP21.201.001 | [3325] Admission Expenses | | 6,000 | 1,500 | 5,000 |
| | [6370] Alumni Fee - Gross | 1,100 | | 2,000 | 1,200 | AP21.201.002 | [3326] Publications | 4,000 | | | |
| | [6371] Less : 100 % Transfer To University | 1,100 | | 2,000 | 1,200 | AP21.201.003 | [3327] Field Work/Participation | 10,000 | 10,000 | 10,000 | 8,000 |
| AR21.201.027 | [0210] Centenary Fees Net | | | | | AP21.201.005 | [3329] Laboratory Expenses | 7,300 | 40,000 | 36,800 | 30,000 |
| | [6372] Centenary Fees - Gross | | | | | AP21.201.011 | [3335] Prospectus Expenses | 5,000 | 5,000 | 5,000 | 5,000 |
| | [6373] Less :100 % Transfer To Univaersity | | | | | AP21.201.012 | [3336] Forms Expenses | 500 | 500 | | 500 |
| AR21.201.028 | [0211] Subject Association Fee Net | | 2,000 | | | AP21.201.013 | [3337] Syllabus Expenses | 3,000 | 3,000 | | 3,000 |
| | [6374] Subject Association Fees - Gross | 1,630 | | 2,000 | 1,500 | AP21.201.016 | [3340] Identity Card Expenses | 2,000 | 2,000 | 2,000 | 2,000 |
| | [6375] Less : 100 % Transfer To University | | | 2,000 | 1,500 | | | | | | |

| RECEIPTS | | | | | | EXPENDITURE | | | | | |
|--------------|--|---|------------------------------------|---|------------------------------------|--|--|---|------------------------------------|---|------------------------------------|
| ALIAS | PARTICULARS | Unaudited Figures For Year 2016 - 2017 | Budget Estimates 2017 - 2018 | Revised Budget Estimates 2017 - 2018 | Budget Estimates 2018 - 2019 | ALIAS | PARTICULARS | Unaudited Figures For Year 2016 - 2017 | Budget Estimates 2017 - 2018 | Revised Budget Estimates 2017 - 2018 | Budget Estimates 2018 - 2019 |
| AR21.201.029 | [0212] Calandar Fee Net [6376] Calender Fees -Gross [6377] Less 100% Transfer To University | | 1,200 | | | | | | | | |
| | AR21.201 TOTAL | | 5,200 | | | | AP21.201 TOTAL | 31,800 | 66,500 | 55,300 | 53,500 |
| AR21.202 | Academic Receipts -Institution | | | | | AP21.202 | Activity Expenses | | | | |
| AR21.202.001 | [0220] Admission Fee | 7,498 | 9,200 | 9,100 | 6,900 | AP21.202.001 | [3355] Gymkhana Expenses | 5,000 | 5,000 | 5,000 | 5,000 |
| AR21.202.002 | [0221] Tution Fee | 33,120 | 48,000 | 2,09,600 | 36,000 | AP21.202.002 | [3356] Training Programme For Staff | | | | |
| AR21.202.003 | [0222] Computer Training Fee | 9,780 | 12,000 | 25,900 | 9,000 | AP21.202.003 | [3357] Computer Training Expenses | 5,000 | 5,000 | | 5,000 |
| AR21.202.004 | [0223] Identity Card Fee [0224] Diary Fee - Gross [0225] Diary Fee - Less : 100% Transfer To University | 1,141 2,000 2,000 | 1,400 2,000 2,000 | 1,500 1,900 1,900 | 1,100 1,500 1,500 | AP21.202.006 AP21.202.011 AP21.202.012 | [3360] Computer Lab Expenses [3365] Educational Tour Expenses [3366] Field Visit Expenses | 35,000 10,000 4,000 | 30,000 10,000 4,000 | 10,000 5,000 4,000 | 25,000 8,000 4,000 |
| AR21.202.005 | [0226] Diary Fee - Net [0227] E-Suvidha Fee - Gross [0228] E-Suvidha - Less : 100% Transfer To University | 500 3,000 | 2,000 2,000 | 1,900 1,900 | 1,500 1,500 | AP21.202.013 AP21.202.020 AP21.202.022 | [3367] Phd Expenses [3374] Internship Expenses [3376] Instruction Material Expenses | 10,070 8,500 1,000 | 1,50,000 2,000 1,000 | 22,600 1,000 500 | 40,000 5,000 1,000 |
| AR21.202.006 | [0229] E-Suvidha - Net [0230] Students Welfare Fee - Gross [0231] Students Welfare Fee -Less : Transfer To University | 2,445 2,600 | 3,000 3,000 | 3,000 3,000 | 2,300 2,300 | AP21.202.024 AP21.202.029 AP21.202.038 | [3378] Project Work Expenses [3383] Material For Daily Practices Expenses [3391] Guest Lecture | 18,400 18,000 3,000 | 20,000 20,000 3,000 | 5,000 47,600 2,000 | 20,000 50,000 3,000 |
| AR21.202.007 | [0232] Students Welfare Fee - Net [0233] Medical Fee - Gross [0234] Medical Fee-Less : Transfer To University | 1,141 1,050 | 1,400 1,400 | 1,400 1,400 | 1,100 1,100 | AP21.202.039 | [3392] Naac Expenses | | | | |
| AR21.202.008 | [0235] Medical Fee - Net [0236] Sports Fee - Gross [0237] Sports Fee -Less : Transfer To University | 2,860 3,000 | 4,000 4,000 | 5,000 3,800 | 3,000 3,000 | | | | | | |
| AR21.202.009 | [0238] Sports Fee - Net [0239] Disaster Management Fee - Gross [0240] Disaster Management Fee -Less : 100% Transfer To University | 316 300 | 400 400 | 500 500 | 300 300 | | | | | | |
| AR21.202.010 | [0241] Disaster Management Fee - Net [0242] Ashwamedh/ Avishkar/ Indradhanushya Fee - Gross [0243] Ashwamedh/ Avishkar/ Indradhanushya Fee -Less : 100% Transfer To University | 828 900 | 1,200 1,200 | 1,200 1,200 | 900 900 | | | | | | |
| AR21.202.011 | [0244] Ashwamedh/ Avishkar/ Indradhanushya Fee - Net [0245] Eligibility Fee -Gross | 2,250 | 5,000 | 2,300 | 3,000 | | | | | | |

| RECEIPTS | | | | | | EXPENDITURE | | | | | |
|--------------|---|--|------------------------------|--------------------------------------|------------------------------|--------------|---------------------------------|--|------------------------------|--------------------------------------|------------------------------|
| ALIAS | PARTICULARS | Unaudited Figures For Year 2016 - 2017 | Budget Estimates 2017 - 2018 | Revised Budget Estimates 2017 - 2018 | Budget Estimates 2018 - 2019 | ALIAS | PARTICULARS | Unaudited Figures For Year 2016 - 2017 | Budget Estimates 2017 - 2018 | Revised Budget Estimates 2017 - 2018 | Budget Estimates 2018 - 2019 |
| AR21.202.012 | [0246] Eligibility Fee -Less : 100% Transfer To University | 2,750 | 5,000 | 2,300 | 3,000 | | | | | | |
| | [0247] Eligibility Fee -Net | | | | | | | | | | |
| | [0248] Enrolment Fee - Gross | 4,650 | 5,000 | 6,900 | 3,000 | | | | | | |
| | [0249] Enrolment Fee - Less : 100% Transfer To University | 5,000 | 5,000 | 4,500 | 3,000 | | | | | | |
| AR21.202.013 | [0250] Enrolment Fee - Net | | | | | | | | | | |
| | [0251] Examinations - Gross | 51,600 | 96,000 | 1,11,300 | 72,000 | | | | | | |
| | [0252] Examinations -Less :Transfer To University | 66,600 | 96,000 | 1,03,200 | 72,000 | | | | | | |
| AR21.202.014 | [0253] Examinations Fee- Net | | | | | | | | | | |
| | [0254] Practical Examination Fees - Gross | 2,420 | 40,000 | 45,900 | 30,000 | | | | | | |
| | [6300] Practical Examinations Fee-Less : Transfer To University | 30,000 | 40,000 | 35,500 | 30,000 | | | | | | |
| AR21.202.015 | [6301] Practical Examinations Fee - Net | | | | | | | | | | |
| | [6304] Convocation Fee - Gross | 5,400 | 9,000 | 9,900 | 8,100 | | | | | | |
| | [6305] Convocation Fee -Less : 100% Transfer To University | 4,050 | 9,000 | 5,400 | 9,000 | | | | | | |
| AR21.202.017 | [6306] Convocation Fee - Net | | | | | | | | | | |
| | [6307] Library Fee - Gross | 30,600 | 40,000 | 48,900 | 30,000 | | | | | | |
| | [6308] Library Fee -Less : 100% Transfer To University Library | 30,000 | 40,000 | 38,000 | 30,000 | | | | | | |
| AR21.202.018 | [6309] Library Fee - Net | | | | | | | | | | |
| | [6310] College Library Fee - Gross | | | 37,000 | 18,000 | | | | | | |
| | [6311] College Library Fee - Less : 100% Transfer To University Library | | | 27,000 | 18,000 | | | | | | |
| AR21.202.019 | [6312] College Library Fee - - Net | | | | | | | | | | |
| | [6318] Passing Certificate Fee - Gross | 1,500 | 3,000 | 3,000 | 2,700 | | | | | | |
| | [6319] Passing Certificate Fee -Less : 100% Transfer To University | 1,500 | 3,000 | 4,500 | 3,000 | | | | | | |
| AR21.202.023 | [6320] Passing Certificate Fee | | | | | | | | | | |
| | [6321] Dissertation Fee - Gross | 2,500 | | 5,000 | 4,500 | | | | | | |
| | [6322] Dissertation Fee -Less : 100% Transfer To University | | | 7,500 | 4,500 | | | | | | |
| AR21.202.024 | [6323] Dissertation Fee - Net | | | | | | | | | | |
| | AR21.202 TOTAL | 51,539 | 70,600 | 2,46,100 | 53,000 | | AP21.202 TOTAL | 1,17,970 | 2,50,000 | 1,02,700 | 1,66,000 |
| AR21.203 | Activity Fees | | | | | AR21.203 | Examination Expenses | | | | |
| AR21.203.001 | [0260] Gymkhana Fee | 14,300 | 20,000 | 24,800 | 15,000 | AR21.203.001 | [3470] Printing | 3,000 | 4,500 | 2,000 | 4,500 |
| AR21.203.002 | [0261] Laboratory Fee | 1,00,000 | 4,00,000 | 3,52,000 | 3,00,000 | AR21.203.002 | [3471] Stationery | 5,800 | 10,000 | 5,000 | 5,000 |
| AR21.203.004 | [0263] Internship Fee | | | | | AR21.203.006 | [3475] Examination Remuneration | 600 | 5,000 | 2,500 | 5,000 |
| AR21.203.005 | [0264] Placement Fee | 5,500 | 10,000 | 10,000 | 9,000 | AR21.203.010 | [3479] Post & Courier Charges | 5,000 | 5,000 | 500 | 2,000 |

| RECEIPTS | | | | | | EXPENDITURE | | | | | |
|--------------|--|--|------------------------------|--------------------------------------|------------------------------|--------------|---|--|------------------------------|--------------------------------------|------------------------------|
| ALIAS | PARTICULARS | Unaudited Figures For Year 2016 - 2017 | Budget Estimates 2017 - 2018 | Revised Budget Estimates 2017 - 2018 | Budget Estimates 2018 - 2019 | ALIAS | PARTICULARS | Unaudited Figures For Year 2016 - 2017 | Budget Estimates 2017 - 2018 | Revised Budget Estimates 2017 - 2018 | Budget Estimates 2018 - 2019 |
| AR21.203.008 | [0267] M. Phil Fees | | | | | | | | | | |
| AR21.203.018 | [0277] Swaymsiddha Fee | | | | | | | | | | |
| AR21.203.028 | [0287] Periodic Test Fees | | | | | | | | | | |
| AR21.203.041 | [0300] Teaching Aid & Accessories Fee | | | | | | | | | | |
| AR21.203.042 | [0301] Ph.D Fine | 11,800 | | | | | | | | | |
| AR21.203.043 | [0302] University Insurance Fees | 700 | 900 | 1,000 | 900 | | | | | | |
| AR21.203.055 | [0314] Computer Lab Fees | 30,000 | 40,000 | 35,800 | 30,000 | | | | | | |
| | AR21.203 TOTAL | 1,62,300 | 4,70,900 | 4,23,600 | 3,54,900 | | AP21.203 TOTAL | 14,400 | 24,500 | 10,000 | 16,500 |
| | | | | | | AP21.206 | Seminars & Conferances | | | | |
| | | | | | | AP21.206.003 | [3517] Study Tours | 5,000 | 5,000 | | 5,000 |
| | | | | | | AP21.206.006 | [3520] Travelling Expenses | 5,000 | 5,000 | 2,120 | 5,000 |
| | | | | | | AP21.206.009 | [3523] Other Expenses - Seminar & Conferances | | | 15,700 | 10,000 |
| | | | | | | | AP21.206 TOTAL | 10,000 | 10,000 | 17,820 | 20,000 |
| AR21.207 | Other Fee | | | | | AP21.207 | Materials, Consumables, Stores & Chemicals | | | | |
| AR21.207.002 | [0412] Fine/ Miscellaneous Fee | 4,935 | 6,000 | 6,000 | 4,500 | AP21.207.001 | [3530] Materials | 1,000 | 25,000 | 10,000 | 20,000 |
| AR21.207.003 | [0413] Magazine Fee | | | 50 | | AP21.207.002 | [3531] Consumables Expenses | 5,000 | 15,000 | 5,000 | 15,000 |
| AR21.207.004 | [0414] Co Curricular Fee | 14,300 | 20,000 | 23,900 | 15,000 | AP21.207.003 | [3532] Chemical & Glassware Expenses | 35,500 | 1,50,000 | 1,50,000 | 1,50,000 |
| AR21.207.009 | [0419] Transcript Charge (Income) | 2,600 | 2,800 | 2,500 | 2,500 | | | | | | |
| AR21.207.016 | [0426] Admission Processing Fees | | | 12,800 | 10,000 | | | | | | |
| | AR21.207 TOTAL | 21,835 | 28,800 | 45,250 | 32,000 | | AP21.207 TOTAL | 41,500 | 1,90,000 | 1,65,000 | 1,85,000 |
| AR21.209 | Other Projects Receipts | | | | | | | | | | |
| AR21.209.001 | [0445] Percentage Share From Project | | | | | | | | | | |
| AR21.209.011 | [0454] CURIE | | | | | | | | | | |
| | AR21.209 TOTAL | | | | | | | | | | |
| AR21.210 | Ph. D. Fee | | | | | | | | | | |
| AR21.210.004 | [0467] Admission Fee | | 2,000 | 1,000 | 1,000 | | | | | | |
| AR21.210.005 | [0468] Tuition Fee | 1,200 | 3,31,500 | 4,17,500 | 2,50,000 | | | | | | |
| AR21.210.006 | [0469] Laboratory Fee | 1,89,000 | 3,68,000 | 5,47,800 | 2,65,000 | | | | | | |
| AR21.210.007 | [0470] Department Activity Fee | 40,000 | 46,000 | 50,000 | 32,000 | | | | | | |
| | [0471] Caution Deposit - Gross | | 2,000 | 1,000 | 1,000 | | | | | | |
| | [0472] Caution Deposit - Less : 100% Refundable To Student | | | 1,000 | 1,000 | | | | | | |
| AR21.210.008 | [0473] Caution Money Deposit | | 2,000 | | 1,000 | | | | | | |
| | [0474] Library Fee - Gross | 8,000 | 46,000 | 54,000 | 24,000 | | | | | | |
| | [6350] Library Fee - Less : 100% Trf To Central Library | 48,000 | 46,000 | 54,000 | 24,000 | | | | | | |
| AR21.210.009 | [6351] Library Fee | | | | | | | | | | |
| AR21.210.011 | [6355] Evaluation Fee | | 4,000 | 2,000 | 2,000 | | | | | | |

| RECEIPTS | | | | | | EXPENDITURE | | | | | |
|----------|-----------------------|---|------------------------------------|---|------------------------------------|--------------|---|---|------------------------------------|---|------------------------------------|
| ALIAS | PARTICULARS | Unaudited Figures For Year 2016 - 2017 | Budget Estimates 2017 - 2018 | Revised Budget Estimates 2017 - 2018 | Budget Estimates 2018 - 2019 | ALIAS | PARTICULARS | Unaudited Figures For Year 2016 - 2017 | Budget Estimates 2017 - 2018 | Revised Budget Estimates 2017 - 2018 | Budget Estimates 2018 - 2019 |
| | AR21.210 TOTAL | 2,30,200 | 7,53,500 | 10,18,300 | 5,51,000 | | | | | | |
| | AR21 TOTAL | 4,65,874 | 13,29,000 | 17,33,250 | 9,90,900 | | AP21 TOTAL | 2,15,670 | 5,41,000 | 3,50,820 | 4,41,000 |
| | | | | | | AP22 | Administrative & General Expenses | | | | |
| | | | | | | AP22.201 | Administrative Expenses | | | | |
| | | | | | | AP22.201.001 | [3601] Advertisement And Publicity | 20,000 | 5,000 | 2,000 | 5,000 |
| | | | | | | AP22.201.002 | [3602] Printing | 1,000 | 10,000 | 4,400 | 10,000 |
| | | | | | | AP22.201.003 | [3603] Stationery | 1,100 | 11,000 | 5,900 | 8,000 |
| | | | | | | AP22.201.004 | [3604] Paper For Printing | | | | |
| | | | | | | AP22.201.005 | [3605] Xeroxing Charges | 200 | 6,000 | 3,000 | 5,000 |
| | | | | | | AP22.201.006 | [3606] Electricity And Power | 70,600 | 3,00,000 | 99,200 | 1,80,000 |
| | | | | | | AP22.201.007 | [3607] Telephone And Internet Charges | 5,700 | 50,000 | 5,900 | 40,000 |
| | | | | | | AP22.201.008 | [3608] Postage , Telegram & Courier Charges | 2,000 | 2,000 | 700 | 2,000 |
| | | | | | | AP22.201.011 | [3611] Meeting Expenses | 3,000 | 3,000 | 2,000 | 3,000 |
| | | | | | | AP22.201.015 | [3615] Uniform To Peons | 1,800 | 1,800 | | |
| | | | | | | AP22.201.016 | [3616] Sanitary Materials | 300 | 3,000 | 1,000 | 3,000 |
| | | | | | | AP22.201.020 | [3620] Labour Charges | 2,500 | 2,000 | 1,000 | 2,000 |
| | | | | | | AP22.201.021 | [3621] Pest Control | 7,000 | 7,000 | | 5,000 |
| | | | | | | AP22.201.022 | [3622] Bank Charges | 5,000 | 5,000 | 1,300 | 5,000 |
| | | | | | | AP22.201.023 | [3623] Miscellaneous Expenses | 3,700 | 4,000 | 2,000 | 4,000 |
| | | | | | | AP22.201.024 | [3624] Statutory Audit Charges | 15,000 | 15,000 | | 15,000 |
| | | | | | | AP22.201.025 | [3625] Internal Audit Charges | 5,000 | 5,000 | | 5,000 |
| | | | | | | AP22.201.028 | [3628] Outsourcing Account Work | 5,000 | | | 5,000 |
| | | | | | | AP22.201.029 | [3629] Seminar & Workshop Expenses | | | | |
| | | | | | | AP22.201.030 | [3630] Umbrella To Peons /Staff | 300 | 300 | | 300 |
| | | | | | | AP22.201.033 | [3633] Computer Consumable Expenses | 800 | 5,000 | | 5,000 |
| | | | | | | | AP22.201 TOTAL | 1,50,000 | 4,35,100 | 1,28,400 | 3,02,300 |
| | | | | | | AP22.202 | Travelling And Transportation Expenses | | | | |
| | | | | | | AP22.202.001 | [3645] Ta/Da Expenses Staff | 2,000 | 2,000 | 2,000 | 2,000 |
| | | | | | | AP22.202.002 | [3646] Ta/Da Expenses Meeting | 1,000 | 1,000 | 1,000 | 1,000 |
| | | | | | | AP22.202.003 | [3647] Vehicle Hire Charges | 3,000 | 3,000 | | 3,000 |
| | | | | | | | AP22.202 TOTAL | 6,000 | 6,000 | 3,000 | 6,000 |
| | | | | | | AP22.203 | Insurance & Taxes | | | | |
| | | | | | | AP22.203.003 | [3657] Property Tax | 1,00,000 | 1,00,000 | 50,000 | 80,000 |
| | | | | | | | AP22.203 TOTAL | 1,00,000 | 1,00,000 | 50,000 | 80,000 |
| | | | | | | AP22.204 | Outsource Services | | | | |
| | | | | | | AP22.204.001 | [3665] House Keeping Services | | 5,000 | 5,000 | 5,000 |
| | | | | | | AP22.204.003 | [3667] Gas | 5,900 | 6,000 | 5,000 | 8,000 |
| | | | | | | AP22.204.004 | [3668] Water | 2,000 | 2,000 | | |

| RECEIPTS | | | | | | EXPENDITURE | | | | | |
|--------------|---|---|------------------------------------|---|------------------------------------|--------------|---|---|------------------------------------|---|------------------------------------|
| ALIAS | PARTICULARS | Unaudited Figures For Year 2016 - 2017 | Budget Estimates 2017 - 2018 | Revised Budget Estimates 2017 - 2018 | Budget Estimates 2018 - 2019 | ALIAS | PARTICULARS | Unaudited Figures For Year 2016 - 2017 | Budget Estimates 2017 - 2018 | Revised Budget Estimates 2017 - 2018 | Budget Estimates 2018 - 2019 |
| | | | | | | | AP22.204 TOTAL | 7,900 | 13,000 | 10,000 | 13,000 |
| | | | | | | AP22.205 | Repairs And Maintenance | | | | |
| | | | | | | AP22.205.001 | [3675] Maintenance Of Office Equipments | 10,000 | 10,000 | 5,000 | 5,000 |
| | | | | | | AP22.205.002 | [3676] Maintenance Of Furniture & Fixture | 400 | 5,000 | 2,000 | 5,000 |
| | | | | | | AP22.205.003 | [3677] Maintenance Of Electric Installation | 4,000 | 4,000 | 4,000 | 4,000 |
| | | | | | | AP22.205.004 | [3678] Maintenance Of Hardwares | 300 | 10,000 | 5,000 | 5,000 |
| | | | | | | AP22.205.005 | [3679] Maintenance Of Software | 4,000 | 4,000 | 2,000 | 4,000 |
| | | | | | | AP22.205.006 | [3680] Maintenance Of AC | 900 | 10,000 | 5,000 | 5,000 |
| | | | | | | AP22.205.010 | [3684] Antivirus Software | 3,000 | 3,000 | 1,000 | 3,000 |
| | | | | | | AP22.205.011 | [3685] Cleaning Material & Services | 2,000 | 2,000 | 2,000 | 2,000 |
| | | | | | | AP22.205.030 | [3704] Maintenance Of Computer | | 5,000 | 3,500 | 5,000 |
| | | | | | | | AP22.205 TOTAL | 24,600 | 53,000 | 29,500 | 38,000 |
| | | | | | | AP22.206 | Other Expenses | | | | |
| | | | | | | AP22.206.001 | [3710] Provision For Bad & Doubtful Debts/ Advances | | 5,000 | | |
| | | | | | | AP22.206.002 | [3711] Irrecoverable Balances Written-Off | | 5,000 | | |
| | | | | | | AP22.206.004 | [3713] Hospitality & Sumptuary Expenses | 100 | 5,000 | 3,000 | 5,000 |
| | | | | | | | AP22.206 TOTAL | 100 | 15,000 | 3,000 | 5,000 |
| | | | | | | | AP22 TOTAL | 2,88,600 | 6,22,100 | 2,23,900 | 4,44,300 |
| AR31 | Salary Grants | | | | | AP31 | Staff Payments & Benefits | | | | |
| AR31.201 | State Government- Salary Grants (Non Teaching /Teaching Staff Under Sps) | | | | | AP31.201 | Aided Salaries (Teaching Staff Approved Under Sps) | | | | |
| AR31.201.001 | [0485] Salary Grant | 52,84,600 | 82,41,000 | 20,68,200 | 66,76,000 | AP31.201.001 | [3750] Pay & Allowances | 14,84,200 | 21,46,000 | 18,38,800 | |
| | | | | | | AP31.201.002 | [3751] Clock Hour Basis / Consolidated | 53,400 | 2,50,000 | 1,71,100 | 2,50,000 |
| | | | | | | AP31.201.003 | [3752] Vacant Posts | 20,48,200 | 20,48,200 | | 60,86,000 |
| | AR31.201 TOTAL | 52,84,600 | 82,41,000 | 20,68,200 | 66,76,000 | | AP31.201 TOTAL | 35,85,800 | 44,44,200 | 20,09,900 | 63,36,000 |
| | | | | | | AP31.202 | Aided Non Teaching | | | | |
| | | | | | | AP31.202.001 | [3760] Pay & Allowances | 74,600 | 9,75,000 | 28,300 | |
| | | | | | | AP31.202.003 | [3762] Vacant Posts | 2,20,000 | 2,20,000 | | 2,20,000 |
| | | | | | | | AP31.202 TOTAL | 2,94,600 | 11,95,000 | 28,300 | 2,20,000 |
| | | | | | | AP31.204 | Unaided Salaries (Teaching Staff) | | | | |
| | | | | | | AP31.204.009 | [3788] Honarium Faculty Teaching | | | 30,000 | 1,20,000 |
| | | | | | | | AP31.204 TOTAL | | | 30,000 | 1,20,000 |
| | AR31 TOTAL | 52,84,600 | 82,41,000 | 20,68,200 | 66,76,000 | | AP31 TOTAL | 38,80,400 | 56,39,200 | 20,68,200 | 66,76,000 |
| AR32 | Other Income | | | | | | | | | | |
| AR32.202 | Interest On Saving Accounts | | | | | | | | | | |
| AR32.202.001 | [0520] Interest On Saving Bank Account | 2,81,000 | 95,000 | 78,500 | 95,000 | | | | | | |
| | AR32.202 TOTAL | 2,81,000 | 95,000 | 78,500 | 95,000 | | | | | | |

| RECEIPTS | | | | | | EXPENDITURE | | | | | |
|--------------|--|--|------------------------------|--------------------------------------|------------------------------|--------------|-------------------------------------|--|------------------------------|--------------------------------------|------------------------------|
| ALIAS | PARTICULARS | Unaudited Figures For Year 2016 - 2017 | Budget Estimates 2017 - 2018 | Revised Budget Estimates 2017 - 2018 | Budget Estimates 2018 - 2019 | ALIAS | PARTICULARS | Unaudited Figures For Year 2016 - 2017 | Budget Estimates 2017 - 2018 | Revised Budget Estimates 2017 - 2018 | Budget Estimates 2018 - 2019 |
| AR32.208 | Miscellaneous Receipts | | | | | | | | | | |
| AR32.208.008 | [0567] Any Other Income | 3,529 | | 2,500 | 3,000 | | | | | | |
| AR32.208.022 | [0581] Post & Hand Delivery Charges | | | | | | | | | | |
| | AR32.208 TOTAL | 3,529 | | 2,500 | 3,000 | | | | | | |
| | AR32 TOTAL | 2,84,529 | 95,000 | 81,000 | 98,000 | | | | | | |
| AR33 | Income From Investments | | | | | | | | | | |
| AR33.202 | Investment From University Fund | | | | | | | | | | |
| AR33.202.007 | [0627] Interest On Term Deposits With Bank | 1,40,000 | 1,00,000 | 1,00,000 | 1,00,000 | | | | | | |
| | AR33.202 TOTAL | 1,40,000 | 1,00,000 | 1,00,000 | 1,00,000 | | | | | | |
| | AR33 TOTAL | 1,40,000 | 1,00,000 | 1,00,000 | 1,00,000 | | | | | | |
| AR34 | Sale Of Publications | | | | | | | | | | |
| AR34.203 | Sale Of Prospectus & Admission Forms | | | | | | | | | | |
| AR34.203.001 | [0645] Sale Of Prospectus & Admission Forms | 8,300 | 5,500 | | | | | | | | |
| | AR34.203 TOTAL | 8,300 | 5,500 | | | | | | | | |
| | AR34 TOTAL | 8,300 | 5,500 | | | | | | | | |
| | Sector A TOTAL | 61,87,053 | 97,75,500 | 39,91,850 | 78,68,700 | | Sector A TOTAL | 44,75,570 | 72,97,300 | 27,75,720 | 78,25,300 |
| Sector B | Agency Budget | | | | | Sector B | Agency Budget | | | | |
| BR07 | Grant-In-Aid U G C - Revenue -Development -Merged Schemes | | | | | | | | | | |
| BR07.207 | Faculty Improvement Programme (Teacher Fellowship For M.Phil/Ph.D.) | | | | | | | | | | |
| BR07.207.001 | [1145] Fellowship For M.Phil/ Ph.D | | | | | | | | | | |
| | BR07.207 TOTAL | | | | | | | | | | |
| | BR07 TOTAL | | | | | | | | | | |
| | Sector B TOTAL | | | | | | Sector B TOTAL | | | | |
| Sector D | Deposits And Advances Budget | | | | | Sector D | Deposits And Advances Budget | | | | |
| DR01 | Students Related Deposits | | | | | DP01 | Students Related Deposits | | | | |
| DR01.302 | Laboratory Deposit | | | | | DP01.302 | Laboratory Deposit | | | | |
| DR01.302.001 | [2110] Receipts Of Deposit | 10,000 | 10,000 | 11,000 | 6,000 | DP01.302.001 | [5295] Refund Of Deposit | 10,000 | 10,000 | 11,000 | 6,000 |
| | DR01.302 TOTAL | 10,000 | 10,000 | 11,000 | 6,000 | | DP01.302 TOTAL | 10,000 | 10,000 | 11,000 | 6,000 |
| DR01.306 | Caution Maoney Deposit | | | | | DP01.306 | Caution Maoney Deposit | | | | |
| DR01.306.001 | [2171] Caution Money Deposit(refund) | 2,000 | 2,000 | 2,200 | 1,200 | DP01.306.001 | [5320] Refund Of Deposit | 2,000 | 2,000 | 2,200 | 1,200 |
| | DR01.306 TOTAL | 2,000 | 2,000 | 2,200 | 1,200 | | DP01.306 TOTAL | 2,000 | 2,000 | 2,200 | 1,200 |
| | DR01 TOTAL | 12,000 | 12,000 | 13,200 | 7,200 | | DP01 TOTAL | 12,000 | 12,000 | 13,200 | 7,200 |

| RECEIPTS | | | | | | EXPENDITURE | | | | | |
|----------|------------------|---|------------------------------------|---|------------------------------------|-------------|------------------|---|------------------------------------|---|------------------------------------|
| ALIAS | PARTICULARS | Unaudited Figures For Year 2016 - 2017 | Budget Estimates 2017 - 2018 | Revised Budget Estimates 2017 - 2018 | Budget Estimates 2018 - 2019 | ALIAS | PARTICULARS | Unaudited Figures For Year 2016 - 2017 | Budget Estimates 2017 - 2018 | Revised Budget Estimates 2017 - 2018 | Budget Estimates 2018 - 2019 |
| | Sector D TOTAL | 12,000 | 12,000 | 13,200 | 7,200 | | Sector D TOTAL | 12,000 | 12,000 | 13,200 | 7,200 |
| | 5010 Aided Total | 61,99,053 | 97,87,500 | 40,05,050 | 78,75,900 | | 5010 Aided Total | 44,87,570 | 73,09,300 | 27,88,920 | 78,32,500 |



5011 - Centre of Special Education UG (Aided)

(Old Aided Code : 1224)

| RECEIPTS | | | | | | EXPENDITURE | | | | | |
|--------------|---|---|------------------------------------|---|------------------------------------|--------------|---|---|------------------------------------|---|------------------------------------|
| ALIAS | PARTICULARS | Unaudited Figures For Year 2016 - 2017 | Budget Estimates 2017 - 2018 | Revised Budget Estimates 2017 - 2018 | Budget Estimates 2018 - 2019 | ALIAS | PARTICULARS | Unaudited Figures For Year 2016 - 2017 | Budget Estimates 2017 - 2018 | Revised Budget Estimates 2017 - 2018 | Budget Estimates 2018 - 2019 |
| Sector A | Capital And Revenue Receipt / Expenditure Budget | | | | | Sector A | Capital And Revenue Receipt / Expenditure Budget | | | | |
| | | | | | | AP03 | Furniture & Fixtures | | | | |
| | | | | | | AP03.101 | Purchase Of Furniture & Fixtures | | | | |
| | | | | | | AP03.101.001 | [3065] Purchase Of Furniture | | 2,00,000 | 1,00,000 | 2,00,000 |
| | | | | | | AP03.101.004 | [3058] Purchase Of Cupboards | | 60,000 | 50,000 | 60,000 |
| | | | | | | AP03.101.007 | [3061] Purchase Of Cabinet & Racks | | 50,000 | 20,000 | 50,000 |
| | | | | | | | AP03.101 TOTAL | | 3,10,000 | 1,70,000 | 3,10,000 |
| | | | | | | | AP03 TOTAL | | 3,10,000 | 1,70,000 | 3,10,000 |
| | | | | | | AP04 | Equipments | | | | |
| | | | | | | AP04.101 | Purchase Of Equipments | | | | |
| | | | | | | AP04.101.003 | [3087] Purchase Of Equipment | 62,283 | 2,00,000 | 1,01,000 | 2,00,000 |
| | | | | | | AP04.101.013 | [3097] Purchase Of A. C. | | | | |
| | | | | | | | AP04.101 TOTAL | 62,283 | 2,00,000 | 1,01,000 | 2,00,000 |
| | | | | | | | AP04 TOTAL | 62,283 | 2,00,000 | 1,01,000 | 2,00,000 |
| | | | | | | AP09 | Hardware & Peripherals | | | | |
| | | | | | | AP09.101 | Development Exp. | | | | |
| | | | | | | AP09.101.001 | [3200] Purchase Of Computer | | 1,00,000 | 60,000 | 1,00,000 |
| | | | | | | | AP09.101 TOTAL | | 1,00,000 | 60,000 | 1,00,000 |
| | | | | | | | AP09 TOTAL | | 1,00,000 | 60,000 | 1,00,000 |
| AR10 | Other Development Receipts | | | | | | | | | | |
| AR10.101 | Development Fees | | | | | | | | | | |
| AR10.101.001 | [0111] Development Fees From Student - Institute Share | 5,900 | 11,500 | 5,000 | 16,500 | | | | | | |
| | [0112] Development Fees From Student- University Share | 5,900 | 11,500 | 5,000 | 16,500 | | | | | | |
| | [0113] Development Fee | 11,800 | 23,000 | 10,000 | 33,000 | | | | | | |
| | AR10.101 TOTAL | 5,900 | 11,500 | 5,000 | 16,500 | | | | | | |
| | AR10 TOTAL | 5,900 | 11,500 | 5,000 | 16,500 | | | | | | |
| AR21 | Fees From Students & Colleges | | | | | AP21 | Academic & Activity Expenses | | | | |
| AR21.201 | Academic Receipts - University | | | | | AP21.201 | Academic Expenses | | | | |
| AR21.201.025 | [0208] Alumni Fees Net | 4,700 | 7,500 | 2,000 | 6,600 | AP21.201.001 | [3325] Admission Expenses | 1,300 | 10,000 | 5,000 | 10,000 |
| AR21.201.027 | [0210] Centenary Fees Net | | | | | AP21.201.002 | [3326] Publications | | 10,000 | 5,000 | 10,000 |
| AR21.201.028 | [0211] Subject Association Fee Net | 2,350 | 4,600 | 1,000 | 1,000 | AP21.201.003 | [3327] Field Work/Participation | 5,000 | 5,000 | 5,000 | 5,000 |

| RECEIPTS | | | | | | EXPENDITURE | | | | | |
|--------------|--|---|------------------------------------|---|------------------------------------|--------------|--|---|------------------------------------|---|------------------------------------|
| ALIAS | PARTICULARS | Unaudited Figures For Year 2016 - 2017 | Budget Estimates 2017 - 2018 | Revised Budget Estimates 2017 - 2018 | Budget Estimates 2018 - 2019 | ALIAS | PARTICULARS | Unaudited Figures For Year 2016 - 2017 | Budget Estimates 2017 - 2018 | Revised Budget Estimates 2017 - 2018 | Budget Estimates 2018 - 2019 |
| AR21.201.029 | [0212] Calandar Fee Net | 1,410 | 2,800 | 580 | 2,500 | AP21.201.009 | [3333] Phd Enterance Test | | 5,000 | 5,000 | 5,000 |
| | | | | | | AP21.201.011 | [3335] Prospectus Expenses | | 50,000 | 50,000 | 5,000 |
| | | | | | | AP21.201.012 | [3336] Forms Expenses | | 20,000 | 20,000 | 20,000 |
| | | | | | | AP21.201.013 | [3337] Syllabus Expenses | | 1,00,000 | 20,000 | 1,00,000 |
| | AR21.201 TOTAL | 8,460 | 14,900 | 3,580 | 10,100 | | AP21.201 TOTAL | 6,300 | 2,00,000 | 1,10,000 | 1,55,000 |
| AR21.202 | Academic Receipts -Institution | | | | | AP21.202 | Activity Expenses | | | | |
| AR21.202.001 | [0220] Admission Fee | 21,500 | 46,000 | 9,500 | 40,500 | AP21.202.001 | [3355] Gymkhana Expenses | | 30,000 | 25,000 | 30,000 |
| AR21.202.002 | [0221] Tution Fee | 3,27,000 | 8,28,000 | 1,75,500 | 7,29,000 | AP21.202.002 | [3356] Training Programme For Staff | | 10,000 | 10,000 | 10,000 |
| AR21.202.003 | [0222] Computer Training Fee | 23,500 | 46,000 | 6,500 | 10,000 | AP21.202.006 | [3360] Computer Lab Expenses | | 2,00,000 | 1,00,000 | 2,00,000 |
| AR21.202.004 | [0223] Identity Card Fee | 1,645 | 3,300 | 700 | | AP21.202.012 | [3366] Field Visit Expenses | 11,400 | 10,000 | 10,000 | 10,000 |
| | [0224] Diary Fee - Gross | 2,350 | 4,600 | 1,000 | 4,050 | AP21.202.013 | [3367] Phd Expenses | 800 | 5,000 | 3,000 | 5,000 |
| | [0225] Diary Fee - Less : 100% Transfer To University | 2,350 | 4,600 | 1,000 | 4,050 | AP21.202.019 | [3373] Teaching Aid & Accessories Expenses | | 20,000 | 10,700 | 20,000 |
| AR21.202.005 | [0226] Diary Fee - Net | | | | | AP21.202.023 | [3377] Dissertation Expenses | | 5,000 | 5,000 | 5,000 |
| | [0227] E-Suvidha Fee - Gross | 2,350 | 4,600 | 1,000 | 4,050 | AP21.202.024 | [3378] Project Work Expenses | | | | 10,000 |
| | [0228] E-Suvidha - Less : 100% Transfer To University | 2,350 | 4,600 | 1,000 | 4,050 | AP21.202.025 | [3379] Assessment Expenses | | 5,000 | 5,000 | 5,000 |
| AR21.202.006 | [0229] E-Suvidha - Net | | | | | AP21.202.026 | [3380] Periodic Test Expenses | | 10,000 | 10,000 | 10,000 |
| | [0230] Students Welfare Fee - Gross | 3,500 | 6,900 | 1,600 | 6,100 | AP21.202.029 | [3383] Material For Daily Practices Expenses | | 5,000 | 5,000 | 5,000 |
| | [0231] Students Welfare Fee -Less : Transfer To University | 3,500 | 6,900 | 1,600 | 6,100 | AP21.202.030 | [3384] Binding Charges | 500 | 10,000 | 10,000 | 10,000 |
| AR21.202.007 | [0232] Students Welfare Fee - Net | | | | | AP21.202.037 | [3390] Department Activity Expenses | | 10,000 | 10,000 | 10,000 |
| | [0233] Medical Fee - Gross | 1,600 | 3,300 | 700 | 2,800 | AP21.202.045 | [3398] Psy. Education. Test | | 1,00,000 | 50,000 | 1,00,000 |
| | [0234] Medical Fee-Less : Transfer To University | 1,600 | 3,300 | 700 | 2,800 | AP21.202.046 | [3399] Practical Work/ Practice Of Teaching | 12,000 | 20,000 | 20,000 | 40,000 |
| AR21.202.008 | [0235] Medical Fee - Net | | | | | AP21.202.047 | [3400] Pre-Of T.L. Aids | | 20,000 | 15,000 | 20,000 |
| | [0236] Sports Fee - Gross | 4,300 | 9,200 | 1,900 | 8,100 | AP21.202.048 | [3401] Care Unit Exps | | 1,00,000 | 50,000 | 1,00,000 |
| | [0237] Sports Fee -Less : Transfer To University | 4,300 | 9,200 | 1,900 | 8,100 | AP21.202.049 | [3402] Website Maintanance | | 25,000 | 20,000 | 25,000 |
| AR21.202.009 | [0238] Sports Fee - Net | | | | | AP21.202.050 | [3403] Transport Chgs | | | | 20,000 |
| | [0239] Disaster Management Fee - Gross | 500 | 1,000 | 300 | 810 | AP21.202.051 | [3404] R.C.I Recognition | 3,35,300 | 3,00,000 | 1,08,000 | 3,00,000 |
| | [0240] Disaster Management Fee -Less : 100% Transfer To University | 500 | 1,000 | 300 | 800 | AP21.202.052 | [3405] Rural Placement | | | | |
| AR21.202.010 | [0241] Disaster Management Fee - Net | | | | | | | | | | |
| | [0242] Ashwamedh/ Avishkar/ Indradhanushya Fee - Gross | 1,400 | 2,800 | 600 | 2,400 | | | | | | |
| | [0243] Ashwamedh/ Avishkar/ Indradhanushya Fee -Less : 100% Transfer To University | 1,400 | 2,800 | 600 | 2,400 | | | | | | |
| AR21.202.011 | [0244] Ashwamedh/ Avishkar/ Indradhanushya Fee - Net | | | | | | | | | | |
| | [0245] Eligibility Fee -Gross | 3,500 | 3,500 | 1,500 | 18,750 | | | | | | |

| RECEIPTS | | | | | | EXPENDITURE | | | | | |
|----------------|--|--|------------------------------|--------------------------------------|------------------------------|--------------|--------------------------------------|--|------------------------------|--------------------------------------|------------------------------|
| ALIAS | PARTICULARS | Unaudited Figures For Year 2016 - 2017 | Budget Estimates 2017 - 2018 | Revised Budget Estimates 2017 - 2018 | Budget Estimates 2018 - 2019 | ALIAS | PARTICULARS | Unaudited Figures For Year 2016 - 2017 | Budget Estimates 2017 - 2018 | Revised Budget Estimates 2017 - 2018 | Budget Estimates 2018 - 2019 |
| AR21.202.012 | [0246] Eligibility Fee -Less : 100% Transfer To University | 3,500 | 3,500 | 1,500 | 18,750 | | | | | | |
| | [0247] Eligibility Fee -Net | | | | | | | | | | |
| | [0248] Enrolment Fee - Gross | 3,750 | 18,800 | 1,500 | 18,800 | | | | | | |
| | [0249] Enrolment Fee - Less : 100% Transfer To University | 3,800 | 18,800 | 1,500 | 18,800 | | | | | | |
| AR21.202.013 | [0250] Enrolment Fee - Net | | | | | | | | | | |
| | [0251] Examinations - Gross | 3,600 | 96,600 | 28,800 | 85,000 | | | | | | |
| | [0252] Examinations -Less :Transfer To University | 45,200 | 96,600 | 28,700 | 85,000 | | | | | | |
| AR21.202.014 | [0253] Examinations Fee- Net | | | | | | | | | | |
| | [6304] Convocation Fee - Gross | 150 | 33,800 | 2,700 | 33,800 | | | | | | |
| | [6305] Convocation Fee -Less : 100% Transfer To University | 7,700 | 33,800 | 2,700 | 33,800 | | | | | | |
| AR21.202.017 | [6306] Convocation Fee - Net | | | | | | | | | | |
| | [6307] Library Fee - Gross | 43,000 | 92,000 | 19,000 | 81,000 | | | | | | |
| | [6308] Library Fee -Less : 100% Transfer To University Library | 43,000 | 92,000 | 7,300 | 81,000 | | | | | | |
| AR21.202.018 | [6309] Library Fee - Net | | | | | | | | | | |
| AR21.202.019 | [6312] College Library Fee - - Net | 94,000 | 1,38,000 | 40,000 | 1,21,500 | | | | | | |
| AR21.202.024.A | [6324] Less : 100% Transfer To Univ | | | | | | | | | | |
| | AR21.202 TOTAL | 4,67,645 | 10,61,300 | 2,32,200 | 9,01,000 | | AP21.202 TOTAL | 3,60,000 | 8,85,000 | 4,66,700 | 9,35,000 |
| AR21.203 | Activity Fees | | | | | AR21.203 | Examination Expenses | | | | |
| AR21.203.001 | [0260] Gymkhana Fee | 21,500 | 37,500 | 9,500 | 40,500 | AR21.203.001 | [3470] Printing | | 10,000 | 10,000 | 10,000 |
| AR21.203.004 | [0263] Internship Fee | 47,000 | 92,000 | 20,000 | 81,000 | AR21.203.002 | [3471] Stationery | 170 | 5,000 | 5,000 | 5,000 |
| AR21.203.005 | [0264] Placement Fee | | | 4,000 | 5,000 | AR21.203.003 | [3472] Printing Of Answer Books | | 5,000 | 5,000 | 5,000 |
| AR21.203.007 | [0266] Ph. D. Fee | 1,25,650 | 50,000 | 44,000 | 30,000 | AR21.203.004 | [3473] Printing Of Question Papers | | 5,000 | 3,000 | 5,000 |
| AR21.203.017 | [0276] Term Fee | | | 6,000 | 9,000 | AR21.203.005 | [3474] Ph.D Remuneration Expenses | 800 | 5,000 | 5,000 | 5,000 |
| AR21.203.049 | [0308] Care Unit Fees | 5,16,300 | 5,88,000 | 2,52,000 | 4,20,000 | AR21.203.006 | [3475] Examination Remuneration | | | 12,300 | 15,000 |
| AR21.203.052 | [0311] Seminar & Workshop Fees | | | 96,700 | 35,000 | AR21.203.010 | [3479] Post & Courier Charges | | 2,000 | 2,000 | 2,000 |
| AR21.203.060 | [0319] Case Study / Case Work | 70,500 | 1,38,000 | 30,000 | 1,21,500 | AR21.203.011 | [3480] Travelling Expenses For Exam. | | 2,000 | 2,000 | 2,000 |
| AR21.203.061 | [0320] Assessment Fees | | 15,000 | 7,000 | 15,000 | | | | | | |
| AR21.203.094 | [0353] Psychology Lab Fees | 2,35,000 | 4,60,000 | 1,00,000 | 4,05,000 | | | | | | |
| AR21.203.096 | [0355] Insurance Fees | 1,100 | 2,024 | 500 | 1,800 | | | | | | |
| AR21.203.104 | [0363] Dietetics Entrance Test Fees | | | | | | | | | | |
| AR21.203.112 | [7750] Practice Of Teaching Fee | 7,99,000 | 25,50,000 | 3,40,000 | 13,77,000 | | | | | | |
| | AR21.203 TOTAL | 18,16,050 | 39,32,524 | 9,09,700 | 25,40,800 | | AP21.203 TOTAL | 970 | 34,000 | 44,300 | 49,000 |
| AR21.204 | Examination Fees | | | | | | | | | | |
| AR21.204.003 | [0373] Examinations Fee | | | 10,300 | 79,000 | | | | | | |

| RECEIPTS | | | | | | EXPENDITURE | | | | | |
|--------------|--|---|------------------------------------|---|------------------------------------|--------------|---|---|------------------------------------|---|------------------------------------|
| ALIAS | PARTICULARS | Unaudited Figures For Year 2016 - 2017 | Budget Estimates 2017 - 2018 | Revised Budget Estimates 2017 - 2018 | Budget Estimates 2018 - 2019 | ALIAS | PARTICULARS | Unaudited Figures For Year 2016 - 2017 | Budget Estimates 2017 - 2018 | Revised Budget Estimates 2017 - 2018 | Budget Estimates 2018 - 2019 |
| AR21.204.007 | [0377] Passing Certificate Fees | 2,550 | 11,250 | 900 | 11,300 | | | | | | |
| | AR21.204 TOTAL | 2,550 | 11,250 | 11,200 | 90,300 | | | | | | |
| | | | | | | AP21.206 | Seminars & Conferances | | | | |
| | | | | | | AP21.206.001 | [3515] Seminar Publication | 5,000 | 10,000 | 10,000 | 10,000 |
| | | | | | | AP21.206.002 | [3516] Stationery | 638 | 5,000 | 5,000 | 5,000 |
| | | | | | | AP21.206.003 | [3517] Study Tours | 720 | 5,000 | 5,000 | 10,000 |
| | | | | | | AP21.206.004 | [3518] Memorial Lectures | | 5,000 | 5,000 | 5,000 |
| | | | | | | AP21.206.005 | [3519] Publication Working Papers | | 5,000 | 5,000 | 5,000 |
| | | | | | | AP21.206.006 | [3520] Travelling Expenses | | 5,000 | 5,000 | 5,000 |
| | | | | | | AP21.206.007 | [3521] Books & Journals | | 5,000 | 5,000 | 20,000 |
| | | | | | | | AP21.206 TOTAL | 6,358 | 40,000 | 40,000 | 60,000 |
| AR21.207 | Other Fee | | | | | | | | | | |
| AR21.207.001 | [0411] Aptitude Fee | | | | | | | | | | |
| AR21.207.002 | [0412] Fine/ Miscellaneous Fee | 2,500 | 46,000 | 10,000 | 40,500 | | | | | | |
| AR21.207.004 | [0414] Co Curricular Fee | 47,000 | 92,000 | 20,000 | 81,000 | | | | | | |
| AR21.207.005 | [0415] Transportation Fee | | | | | | | | | | |
| AR21.207.006 | [0416] Annual Field Work/ Educational/ Industrial Visit Fee | 1,41,000 | 2,76,000 | 60,000 | 2,43,000 | | | | | | |
| AR21.207.009 | [0419] Transcript Charge (Income) | 16,750 | 5,000 | 10,300 | 5,000 | | | | | | |
| AR21.207.010 | [0420] Admission Cancellation Processing Fees | | | | | | | | | | |
| AR21.207.015 | [0425] B.Ed Fees Collection | | | | | | | | | | |
| | AR21.207 TOTAL | 2,07,250 | 4,19,000 | 1,00,300 | 3,69,500 | | | | | | |
| | | | | | | AP21.209 | Students' Welfare , Sports & Cultural Activitvies Expenses | | | | |
| | | | | | | AP21.209.001 | [3550] Annual Social /Cultural | | 20,000 | | |
| | | | | | | AP21.209.002 | [3551] Function & Festival | | | | |
| | | | | | | | AP21.209 TOTAL | | 20,000 | | |
| | AR21 TOTAL | 25,01,955 | 54,38,974 | 12,56,980 | 39,11,700 | | AP21 TOTAL | 3,73,628 | 11,79,000 | 6,61,000 | 11,99,000 |
| | | | | | | AP22 | Administrative & General Expenses | | | | |
| | | | | | | AP22.201 | Administrative Expenses | | | | |
| | | | | | | AP22.201.001 | [3601] Advertisement And Puplicity | | 1,00,000 | 50,000 | 1,00,000 |
| | | | | | | AP22.201.002 | [3602] Printing | 16,960 | 50,000 | 29,000 | 50,000 |
| | | | | | | AP22.201.003 | [3603] Stationery | 21,200 | 50,000 | 30,000 | 50,000 |
| | | | | | | AP22.201.004 | [3604] Paper For Printing | 1,400 | 50,000 | 27,200 | 50,000 |
| | | | | | | AP22.201.005 | [3605] Xeroxing Charges | 9,900 | 10,000 | 8,000 | 10,000 |
| | | | | | | AP22.201.006 | [3606] Electricity And Power | 96,900 | 1,00,000 | 50,000 | 1,00,000 |
| | | | | | | AP22.201.007 | [3607] Telephone And Internet Charges | 5,750 | 50,000 | 26,100 | 50,000 |
| | | | | | | AP22.201.008 | [3608] Postage , Telegram & Courier Charges | 1,300 | 10,000 | 5,000 | 10,000 |

| RECEIPTS | | | | | | EXPENDITURE | | | | | |
|----------|-------------|--|------------------------------|--------------------------------------|------------------------------|--------------|--|--|------------------------------|--------------------------------------|------------------------------|
| ALIAS | PARTICULARS | Unaudited Figures For Year 2016 - 2017 | Budget Estimates 2017 - 2018 | Revised Budget Estimates 2017 - 2018 | Budget Estimates 2018 - 2019 | ALIAS | PARTICULARS | Unaudited Figures For Year 2016 - 2017 | Budget Estimates 2017 - 2018 | Revised Budget Estimates 2017 - 2018 | Budget Estimates 2018 - 2019 |
| | | | | | | AP22.201.009 | [3609] Legal Charges | | 50,000 | 50,000 | 50,000 |
| | | | | | | AP22.201.010 | [3610] Professional Charges | | 10,000 | 10,000 | 10,000 |
| | | | | | | AP22.201.011 | [3611] Meeting Expenses | 10,700 | 10,000 | 5,000 | 10,000 |
| | | | | | | AP22.201.012 | [3612] Membership / Subscription Expenses | | 5,000 | 3,000 | 5,000 |
| | | | | | | AP22.201.013 | [3613] Contingency Expenses | | 5,000 | 5,000 | 5,000 |
| | | | | | | AP22.201.014 | [3614] News Paper, Periodicals (Magaziens & Journals) | | 5,000 | 3,000 | 5,000 |
| | | | | | | AP22.201.015 | [3615] Uniform To Peons | 1,800 | 15,000 | 6,000 | 10,000 |
| | | | | | | AP22.201.016 | [3616] Sanitary Materials | 5,200 | 10,000 | 5,000 | 10,000 |
| | | | | | | AP22.201.017 | [3617] Garden Expenditure | | 20,000 | 10,000 | 20,000 |
| | | | | | | AP22.201.018 | [3618] Staff Welfare Expenses | | 20,000 | 20,000 | 20,000 |
| | | | | | | AP22.201.019 | [3619] Provident Fund Interest | | | | |
| | | | | | | AP22.201.020 | [3620] Labour Charges | | 5,000 | 5,000 | 5,000 |
| | | | | | | AP22.201.021 | [3621] Pest Control | | 20,000 | 20,000 | 20,000 |
| | | | | | | AP22.201.022 | [3622] Bank Charges | 2,900 | 2,000 | 2,050 | 2,000 |
| | | | | | | AP22.201.023 | [3623] Miscellaneous Expenses | 4,900 | 10,000 | 10,000 | 10,000 |
| | | | | | | AP22.201.024 | [3624] Statutory Audit Charges | | 40,000 | 20,000 | 40,000 |
| | | | | | | AP22.201.025 | [3625] Internal Audit Charges | | | | |
| | | | | | | AP22.201.028 | [3628] Outsourcing Account Work | | | 5,000 | 10,000 |
| | | | | | | | AP22.201 TOTAL | 1,78,910 | 6,47,000 | 4,04,350 | 6,52,000 |
| | | | | | | AP22.202 | Travelling And Transportation Expenses | | | | |
| | | | | | | AP22.202.001 | [3645] Ta/Da Expenses Staff | 3,800 | 10,000 | 8,000 | 10,000 |
| | | | | | | AP22.202.002 | [3646] Ta/Da Expenses Meeting | | 10,000 | 10,000 | 10,000 |
| | | | | | | AP22.202.003 | [3647] Vehicle Hire Charges | | 10,000 | 10,000 | 10,000 |
| | | | | | | AP22.202.004 | [3648] Food Allowance | | 7,000 | 7,000 | 7,000 |
| | | | | | | | AP22.202 TOTAL | 3,800 | 37,000 | 35,000 | 37,000 |
| | | | | | | AP22.203 | Insurance & Taxes | | | | |
| | | | | | | AP22.203.001 | [3655] Insurance | | | | |
| | | | | | | AP22.203.002 | [3656] Rates And Taxes | | 1,00,000 | 1,00,000 | 1,00,000 |
| | | | | | | AP22.203.003 | [3657] Property Tax | | | | |
| | | | | | | | AP22.203 TOTAL | | 1,00,000 | 1,00,000 | 1,00,000 |
| | | | | | | AP22.204 | Outsource Services | | | | |
| | | | | | | AP22.204.001 | [3665] House Keeping Services | | 5,000 | 5,000 | 5,000 |
| | | | | | | AP22.204.002 | [3666] Security Services | | | | |
| | | | | | | AP22.204.003 | [3667] Gas | | 5,000 | 5,000 | 5,000 |
| | | | | | | AP22.204.004 | [3668] Water | | 1,500 | | |
| | | | | | | | AP22.204 TOTAL | | 11,500 | 10,000 | 10,000 |
| | | | | | | AP22.205 | Repairs And Maintenance | | | | |
| | | | | | | AP22.205.001 | [3675] Maintenance Of Office Equipments | 14,800 | 1,00,000 | 1,00,000 | 10,000 |

| RECEIPTS | | | | | | EXPENDITURE | | | | | |
|--------------|---|---|------------------------------------|---|------------------------------------|--------------|---|---|------------------------------------|---|------------------------------------|
| ALIAS | PARTICULARS | Unaudited Figures For Year 2016 - 2017 | Budget Estimates 2017 - 2018 | Revised Budget Estimates 2017 - 2018 | Budget Estimates 2018 - 2019 | ALIAS | PARTICULARS | Unaudited Figures For Year 2016 - 2017 | Budget Estimates 2017 - 2018 | Revised Budget Estimates 2017 - 2018 | Budget Estimates 2018 - 2019 |
| | | | | | | AP22.205.002 | [3676] Maintenance Of Furniture & Fixture | 2,000 | 60,000 | 20,000 | 50,000 |
| | | | | | | AP22.205.003 | [3677] Maintenance Of Electric Installation | 990 | 10,000 | 10,000 | |
| | | | | | | AP22.205.004 | [3678] Maintenance Of Hardwares | 5,900 | 50,000 | 20,000 | 50,000 |
| | | | | | | AP22.205.005 | [3679] Maintenance Of Software | | 50,000 | 25,000 | 50,000 |
| | | | | | | AP22.205.006 | [3680] Maintenance Of AC | | 10,000 | 10,000 | 10,000 |
| | | | | | | AP22.205.007 | [3681] Maintenance Of Telephone | | 5,000 | 5,000 | 5,000 |
| | | | | | | AP22.205.009 | [3683] Network Maintenance | | 10,000 | 10,000 | 10,000 |
| | | | | | | AP22.205.010 | [3684] Antivirus Software | 9,900 | 20,000 | 10,000 | 20,000 |
| | | | | | | AP22.205.012 | [3686] Maintenance Of Building | | 3,00,000 | 1,00,000 | 3,00,000 |
| | | | | | | AP22.205.014 | [3688] Maintenance Of Water Supply | | 5,000 | 5,000 | 5,000 |
| | | | | | | AP22.205.016 | [3690] Maintenance Of Fire Systems | | 15,000 | 15,000 | 15,000 |
| | | | | | | AP22.205.018 | [3692] Maintenance Of Garden | | 10,000 | 10,000 | 10,000 |
| | | | | | | AP22.205.020 | [3694] Maintenance Of Lifts | | 25,000 | 10,000 | 25,000 |
| | | | | | | AP22.205.026 | [3700] Emergency & Unforeseen Repairs | | 10,000 | 10,000 | 10,000 |
| | | | | | | AP22.205.030 | [3704] Maintenance Of Computer | | 50,000 | 50,000 | 50,000 |
| | | | | | | | AP22.205 TOTAL | 33,590 | 7,30,000 | 4,10,000 | 6,20,000 |
| | | | | | | AP22.206 | Other Expenses | | | | |
| | | | | | | AP22.206.002 | [3711] Irrecoverable Balances Written-Off | | 5,000 | 5,000 | 5,000 |
| | | | | | | | AP22.206 TOTAL | | 5,000 | 5,000 | 5,000 |
| | | | | | | | AP22 TOTAL | 2,16,300 | 15,30,500 | 9,64,350 | 14,24,000 |
| AR31 | Salary Grants | | | | | AP31 | Staff Payments & Benefits | | | | |
| AR31.201 | State Government- Salary Grants (Non Teaching /Teaching Staff Under Sps) | | | | | AP31.201 | Aided Salaries (Teaching Staff Approved Under Sps) | | | | |
| AR31.201.001 | [0485] Salary Grant | 66,50,000 | 92,60,000 | 65,30,000 | 92,60,000 | AP31.201.001 | [3750] Pay & Allowances | 56,75,500 | 80,00,000 | 60,30,000 | 70,00,000 |
| AR31.201.002 | [0486] Arrears Of Salary Grants | | | 1,26,000 | 50,000 | AP31.201.002 | [3751] Clock Hour Basis / Consolidated | | | | |
| | | | | | | AP31.201.003 | [3752] Vacant Posts | | | | |
| | | | | | | | AP31.201 TOTAL | 56,75,500 | 80,00,000 | 60,30,000 | 70,00,000 |
| | | | | | | AP31.202 | Aided Non Teaching | | | | |
| | | | | | | AP31.202.001 | [3760] Pay & Allowances | 9,75,500 | 12,60,000 | 6,67,000 | 12,60,000 |
| | | | | | | | AP31.202 TOTAL | 9,75,500 | 12,60,000 | 6,67,000 | 12,60,000 |
| | | | | | | AP31.204 | Unaided Salaries (Teaching Staff) | | | | |
| | | | | | | AP31.204.001 | [3780] Pay & Allowances | 2,91,800 | 7,20,000 | 1,50,000 | 5,00,000 |
| | | | | | | AP31.204.002 | [3781] Clock Hour Basis / Consolidated | | | | |
| | | | | | | AP31.204.003 | [3782] Vacant Posts | | | | |
| | | | | | | AP31.204.006 | [3785] Visiting Faculty Teaching | 61,000 | 50,000 | 25,200 | 50,000 |
| | | | | | | | AP31.204 TOTAL | 3,52,800 | 7,70,000 | 1,75,200 | 5,50,000 |
| | | | | | | AP31.205 | Un Aided Non Teaching | | | | |
| | | | | | | AP31.205.001 | [3793] Pay & Allowances | | | | |
| | AR31.201 TOTAL | 66,50,000 | 92,60,000 | 66,56,000 | 93,10,000 | | | | | | |

| RECEIPTS | | | | | | EXPENDITURE | | | | | |
|--------------|---|--|------------------------------|--------------------------------------|------------------------------|--------------|--|--|------------------------------|--------------------------------------|------------------------------|
| ALIAS | PARTICULARS | Unaudited Figures For Year 2016 - 2017 | Budget Estimates 2017 - 2018 | Revised Budget Estimates 2017 - 2018 | Budget Estimates 2018 - 2019 | ALIAS | PARTICULARS | Unaudited Figures For Year 2016 - 2017 | Budget Estimates 2017 - 2018 | Revised Budget Estimates 2017 - 2018 | Budget Estimates 2018 - 2019 |
| | | | | | | AP31.205.002 | [3801] Clock Hour Basis / Consolidated | 37,000 | 72,000 | 54,000 | 72,000 |
| | | | | | | AP31.205.007 | [3806] Overtime | 10,000 | 10,000 | 10,000 | 10,000 |
| | | | | | | AP31.205.008 | [3807] Temp. Non Teaching Staff | 8,300 | 2,00,000 | 69,000 | 2,00,000 |
| | | | | | | | AP31.205 TOTAL | 55,300 | 2,82,000 | 1,33,000 | 2,82,000 |
| | | | | | | | AP31 TOTAL | 70,59,100 | 1,03,12,000 | 70,05,200 | 90,92,000 |
| AR32 | Other Income | | | | | | | | | | |
| AR32.202 | Interest On Saving Accounts | | | | | | | | | | |
| AR32.202.001 | [0520] Interest On Saving Bank Account | 93,500 | 1,00,000 | 93,000 | 1,00,000 | | | | | | |
| | AR32.202 TOTAL | 93,500 | 1,00,000 | 93,000 | 1,00,000 | | | | | | |
| AR32.208 | Miscellaneous Receipts | | | | | | | | | | |
| AR32.208.007 | [0566] Grievance Cell Income | | | | | | | | | | |
| AR32.208.008 | [0567] Any Other Income | 33,500 | 5,000 | 20,100 | 25,000 | | | | | | |
| AR32.208.042 | [0601] Miscellaneous Receipt | | | 6,300 | 7,000 | | | | | | |
| | AR32.208 TOTAL | 33,500 | 5,000 | 26,400 | 32,000 | | | | | | |
| | AR32 TOTAL | 1,27,000 | 1,05,000 | 1,19,400 | 1,32,000 | | | | | | |
| AR33 | Income From Investments | | | | | | | | | | |
| AR33.202 | Investment From University Fund | | | | | | | | | | |
| AR33.202.007 | [0627] Interest On Term Deposits With Bank | 2,79,688 | 2,00,000 | 32,87,500 | 30,00,000 | | | | | | |
| | AR33.202 TOTAL | 2,79,688 | 2,00,000 | 32,87,500 | 30,00,000 | | | | | | |
| | AR33 TOTAL | 2,79,688 | 2,00,000 | 32,87,500 | 30,00,000 | | | | | | |
| AR34 | Sale Of Publications | | | | | | | | | | |
| AR34.203 | Sale Of Prospectus & Admission Forms | | | | | | | | | | |
| AR34.203.001 | [0645] Sale Of Prospectus & Admission Forms | 28,800 | 55,000 | 4,900 | 5,000 | | | | | | |
| | AR34.203 TOTAL | 28,800 | 55,000 | 4,900 | 5,000 | | | | | | |
| | AR34 TOTAL | 28,800 | 55,000 | 4,900 | 5,000 | | | | | | |
| | Sector A TOTAL | 95,93,343 | 1,50,70,474 | 1,13,29,780 | 1,63,75,200 | | Sector A TOTAL | 77,11,311 | 1,36,31,500 | 89,61,550 | 1,23,25,000 |
| Sector D | Deposits And Advances Budget | | | | | Sector D | Deposits And Advances Budget | | | | |
| DR01 | Students Related Deposits | | | | | DP01 | Students Related Deposits | | | | |
| DR01.301 | Library Deposit | | | | | DP01.301 | Library Deposit | | | | |
| DR01.301.001 | [2105] Receipts Of Deposit | | | 30,000 | 1,12,500 | DP01.301.001 | [5291] Refund Of Deposit | | | 30,000 | 1,12,500 |
| | DR01.301 TOTAL | | | 30,000 | 1,12,500 | | DP01.301 TOTAL | | | 30,000 | 1,12,500 |
| DR01.306 | Caution Maoney Deposit | | | | | DP01.306 | Caution Maoney Deposit | | | | |
| DR01.306.001 | [2171] Caution Money Deposit(refund) | 4,700 | 9,200 | 2,000 | 8,100 | DP01.306.001 | [5320] Refund Of Deposit | 4,700 | 9,200 | 2,000 | 8,100 |
| | DR01.306 TOTAL | 4,700 | 9,200 | 2,000 | 8,100 | | DP01.306 TOTAL | 4,700 | 9,200 | 2,000 | 8,100 |

| RECEIPTS | | | | | | EXPENDITURE | | | | | |
|----------|------------------|---|------------------------------------|---|------------------------------------|-------------|------------------|---|------------------------------------|---|------------------------------------|
| ALIAS | PARTICULARS | Unaudited Figures For Year 2016 - 2017 | Budget Estimates 2017 - 2018 | Revised Budget Estimates 2017 - 2018 | Budget Estimates 2018 - 2019 | ALIAS | PARTICULARS | Unaudited Figures For Year 2016 - 2017 | Budget Estimates 2017 - 2018 | Revised Budget Estimates 2017 - 2018 | Budget Estimates 2018 - 2019 |
| | DR01 TOTAL | 4,700 | 9,200 | 32,000 | 1,20,600 | | DP01 TOTAL | 4,700 | 9,200 | 32,000 | 1,20,600 |
| | Sector D TOTAL | 4,700 | 9,200 | 32,000 | 1,20,600 | | Sector D TOTAL | 4,700 | 9,200 | 32,000 | 1,20,600 |
| | 5011 Aided Total | 95,98,043 | 1,50,79,674 | 1,13,61,780 | 1,64,95,800 | | 5011 Aided Total | 77,16,011 | 1,36,40,700 | 89,93,550 | 1,24,45,600 |



5062 - Centre For Vocational & Technical Education Juhu (Aided)

(Old Aided Code : 1355)

| RECEIPTS | | | | | | EXPENDITURE | | | | | |
|--------------|---|---|------------------------------------|---|------------------------------------|--------------|---|---|------------------------------------|---|------------------------------------|
| ALIAS | PARTICULARS | Unaudited Figures For Year 2016 - 2017 | Budget Estimates 2017 - 2018 | Revised Budget Estimates 2017 - 2018 | Budget Estimates 2018 - 2019 | ALIAS | PARTICULARS | Unaudited Figures For Year 2016 - 2017 | Budget Estimates 2017 - 2018 | Revised Budget Estimates 2017 - 2018 | Budget Estimates 2018 - 2019 |
| Sector A | Capital And Revenue Receipt / Expenditure Budget | | | | | Sector A | Capital And Revenue Receipt / Expenditure Budget | | | | |
| | | | | | | AP03 | Furniture & Fixtures | | | | |
| | | | | | | AP03.101 | Purchase Of Furniture & Fixtures | | | | |
| | | | | | | AP03.101.001 | [3065] Purchase Of Furniture | | 2,50,000 | 1,00,000 | 4,00,000 |
| | | | | | | | AP03.101 TOTAL | | 2,50,000 | 1,00,000 | 4,00,000 |
| | | | | | | | AP03 TOTAL | | 2,50,000 | 1,00,000 | 4,00,000 |
| | | | | | | AP04 | Equipments | | | | |
| | | | | | | AP04.101 | Purchase Of Equipments | | | | |
| | | | | | | AP04.101.003 | [3087] Purchase Of Equipment | | 2,50,000 | 2,00,000 | 5,00,000 |
| | | | | | | | AP04.101 TOTAL | | 2,50,000 | 2,00,000 | 5,00,000 |
| | | | | | | | AP04 TOTAL | | 2,50,000 | 2,00,000 | 5,00,000 |
| | | | | | | AP07 | Books & Journals | | | | |
| | | | | | | AP07.101 | Purchase Of Books & Journals | | | | |
| | | | | | | AP07.101.001 | [3155] Purchase Of Books & Journals | | 50,000 | | 75,000 |
| | | | | | | | AP07.101 TOTAL | | 50,000 | | 75,000 |
| | | | | | | | AP07 TOTAL | | 50,000 | | 75,000 |
| | | | | | | AP08 | Software & Development | | | | |
| | | | | | | AP08.101 | Purchase Of Software | | | | |
| | | | | | | AP08.101.005 | [3174] Purchase Of Software | | 1,50,000 | 50,000 | 2,50,000 |
| | | | | | | | AP08.101 TOTAL | | 1,50,000 | 50,000 | 2,50,000 |
| | | | | | | | AP08 TOTAL | | 1,50,000 | 50,000 | 2,50,000 |
| | | | | | | AP09 | Hardware & Peripherals | | | | |
| | | | | | | AP09.101 | Development Exp. | | | | |
| | | | | | | AP09.101.001 | [3200] Purchase Of Computer | | 2,00,000 | 2,00,000 | 4,00,000 |
| | | | | | | | AP09.101 TOTAL | | 2,00,000 | 2,00,000 | 4,00,000 |
| | | | | | | | AP09 TOTAL | | 2,00,000 | 2,00,000 | 4,00,000 |
| AR10 | Other Development Receipts | | | | | | | | | | |
| AR10.101 | Development Fees | | | | | | | | | | |
| AR10.101.001 | [0111] Development Fees From Student - Institute Share | | 12,62,500 | 6,67,500 | 16,45,300 | | | | | | |
| | [0112] Development Fees From Student- University Share | | 12,500 | 17,500 | 40,300 | | | | | | |

| RECEIPTS | | | | | | EXPENDITURE | | | | | |
|--------------|--|---|------------------------------------|---|------------------------------------|--------------|--|---|------------------------------------|---|------------------------------------|
| ALIAS | PARTICULARS | Unaudited Figures For Year 2016 - 2017 | Budget Estimates 2017 - 2018 | Revised Budget Estimates 2017 - 2018 | Budget Estimates 2018 - 2019 | ALIAS | PARTICULARS | Unaudited Figures For Year 2016 - 2017 | Budget Estimates 2017 - 2018 | Revised Budget Estimates 2017 - 2018 | Budget Estimates 2018 - 2019 |
| | [0113] Development Fee | | 12,75,000 | 6,85,000 | 16,85,500 | | | | | | |
| | AR10.101 TOTAL | | 12,62,500 | 6,67,500 | 16,45,300 | | | | | | |
| | AR10 TOTAL | | 12,62,500 | 6,67,500 | 16,45,300 | | | | | | |
| AR21 | Fees From Students & Colleges | | | | | AP21 | Academic & Activity Expenses | | | | |
| | | | | | | AP21.201 | Academic Expenses | | | | |
| | | | | | | AP21.201.001 | [3325] Admission Expenses | | 20,000 | | 20,000 |
| | | | | | | | AP21.201 TOTAL | | 20,000 | | 20,000 |
| AR21.202 | Academic Receipts -Institution | | | | | AP21.202 | Activity Expenses | | | | |
| AR21.202.001 | [0220] Admission Fee | | 26,500 | 37,100 | 85,400 | AP21.202.001 | [3355] Gymkhana Expenses | | | 33,000 | 80,500 |
| AR21.202.002 | [0221] Tuition Fee | | 30,00,000 | 25,50,000 | 60,30,000 | AP21.202.003 | [3357] Computer Training Expenses | | 50,000 | 10,000 | 40,000 |
| AR21.202.003 | [0222] Computer Training Fee | | 15,000 | 21,000 | 48,300 | AP21.202.029 | [3383] Material For Daily Practices Expenses | | 50,000 | 75,000 | 1,50,000 |
| AR21.202.004 | [0223] Identity Card Fee | | 1,750 | 2,500 | 5,700 | | | | | | |
| | [0224] Diary Fee - Gross | | 2,500 | 650 | | | | | | | |
| | [0225] Diary Fee - Less : 100% Transfer To University | | 2,500 | 650 | | | | | | | |
| AR21.202.005 | [0226] Diary Fee - Net | | | | | | | | | | |
| | [0227] E-Suvidha Fee - Gross | | 2,500 | 3,500 | 8,100 | | | | | | |
| | [0228] E-Suvidha - Less : 100% Transfer To University | | 2,500 | 3,500 | 8,100 | | | | | | |
| AR21.202.006 | [0229] E-Suvidha - Net | | | | | | | | | | |
| | [0230] Students Welfare Fee - Gross | | 3,750 | 5,300 | 12,100 | | | | | | |
| | [0231] Students Welfare Fee -Less : Transfer To University | | 3,750 | 5,300 | 12,100 | | | | | | |
| AR21.202.007 | [0232] Students Welfare Fee - Net | | | | | | | | | | |
| | [0233] Medical Fee - Gross | | 1,750 | 2,500 | 5,700 | | | | | | |
| | [0234] Medical Fee-Less : Transfer To University | | 1,750 | 2,500 | 5,700 | | | | | | |
| AR21.202.008 | [0235] Medical Fee - Net | | | | | | | | | | |
| | [0236] Sports Fee - Gross | | 5,000 | 7,000 | 16,100 | | | | | | |
| | [0237] Sports Fee -Less : Transfer To University | | 5,000 | 7,000 | 16,100 | | | | | | |
| AR21.202.009 | [0238] Sports Fee - Net | | | | | | | | | | |
| | [0239] Disaster Management Fee - Gross | | 500 | 700 | 1,700 | | | | | | |
| | [0240] Disaster Management Fee -Less : 100% Transfer To University | | 500 | 700 | 1,700 | | | | | | |
| AR21.202.010 | [0241] Disaster Management Fee - Net | | | | | | | | | | |
| | [0242] Ashwamedh/ Avishkar/ Indradhanushya Fee - Gross | | 1,500 | 2,100 | 4,900 | | | | | | |
| | [0243] Ashwamedh/ Avishkar/ Indradhanushya Fee -Less : 100% Transfer To University | | 1,500 | 2,100 | 4,900 | | | | | | |

| RECEIPTS | | | | | | EXPENDITURE | | | | | |
|--------------|---|--|------------------------------|--------------------------------------|------------------------------|--------------|---|--|------------------------------|--------------------------------------|------------------------------|
| ALIAS | PARTICULARS | Unaudited Figures For Year 2016 - 2017 | Budget Estimates 2017 - 2018 | Revised Budget Estimates 2017 - 2018 | Budget Estimates 2018 - 2019 | ALIAS | PARTICULARS | Unaudited Figures For Year 2016 - 2017 | Budget Estimates 2017 - 2018 | Revised Budget Estimates 2017 - 2018 | Budget Estimates 2018 - 2019 |
| AR21.202.011 | [0244] Ashwamedh/ Avishkar/ Indradhanushya Fee - Net | | | | | | | | | | |
| | [0245] Eligibility Fee -Gross | | 3,750 | 17,500 | 21,300 | | | | | | |
| | [0246] Eligibility Fee -Less : 100% Transfer To University | | 3,750 | 17,500 | 21,250 | | | | | | |
| AR21.202.012 | [0247] Eligibility Fee -Net | | | | | | | | | | |
| | [0248] Enrolment Fee - Gross | | 12,500 | 19,600 | 23,800 | | | | | | |
| | [0249] Enrolment Fee - Less : 100% Transfer To University | | 12,500 | 19,600 | 23,800 | | | | | | |
| AR21.202.013 | [0250] Enrolment Fee - Net | | | | | | | | | | |
| | [0251] Examinations - Gross | | | 1,89,000 | 4,34,700 | | | | | | |
| | [0252] Examinations -Less :Transfer To University | | | | | | | | | | |
| AR21.202.014 | [0253] Examinations Fee- Net | | 1,35,000 | 1,89,000 | 4,34,700 | | | | | | |
| | [6307] Library Fee - Gross | | 50,000 | 70,000 | 1,61,000 | | | | | | |
| | [6308] Library Fee -Less : 100% Transfer To University Library | | 50,000 | 70,000 | 1,61,000 | | | | | | |
| AR21.202.018 | [6309] Library Fee - Net | | | | | | | | | | |
| | [6310] College Library Fee - Gross | | | 14,000 | 32,200 | | | | | | |
| | [6311] College Library Fee - Less : 100% Transfer To University Library | | | | | | | | | | |
| AR21.202.019 | [6312] College Library Fee - - Net | | 10,000 | 14,000 | 32,200 | | | | | | |
| | AR21.202 TOTAL | | 31,88,250 | 28,13,600 | 66,36,300 | | AP21.202 TOTAL | | 1,00,000 | 1,18,000 | 2,70,500 |
| AR21.203 | Activity Fees | | | | | AP21.203 | Examination Expenses | | | | |
| AR21.203.001 | [0260] Gymkhana Fee | | 25,000 | 35,000 | 80,500 | AP21.203.023 | [3492] Examination Expenses | | 45,000 | 25,000 | 70,000 |
| AR21.203.054 | [0313] Internet Fees | | 7,500 | 10,500 | 24,200 | | | | | | |
| AR21.203.096 | [0355] Insurance Fees | | 1,250 | 1,700 | 4,100 | | | | | | |
| | AR21.203 TOTAL | | 33,750 | 47,200 | 1,08,800 | | AP21.203 TOTAL | | 45,000 | 25,000 | 70,000 |
| AR21.207 | Other Fee | | | | | | | | | | |
| AR21.207.003 | [0413] Magazine Fee | | 2,500 | 3,500 | 8,100 | | | | | | |
| | AR21.207 TOTAL | | 2,500 | 3,500 | 8,100 | | | | | | |
| | | | | | | AP21.209 | Students' Welfare , Sports & Cultural Activivties Expenses | | | | |
| | | | | | | AP21.209.001 | [3550] Annual Social /Cultural | | | | 60,000 |
| | | | | | | AP21.209.002 | [3551] Function & Festival | | | | 60,000 |
| | | | | | | AP21.209.006 | [3555] Purchase Of Sports Material & Sport Expenses | | | | 4,00,000 |
| | | | | | | AP21.209.007 | [3556] Co-Curriculum Activity Expenses | | | | 25,000 |
| | | | | | | AP21.209.008 | [3557] Annual Sports Felicitation Programme | | | | 20,000 |
| | | | | | | AP21.209.010 | [3559] Inter Collegiate Competition Expenses/Tejaswini | | | | 10,000 |
| | | | | | | AP21.209.011 | [3560] State Level Competition Expense | | | | 10,000 |

| RECEIPTS | | | | | | EXPENDITURE | | | | | |
|----------|-------------------|---|------------------------------------|---|------------------------------------|--------------|---|---|------------------------------------|---|------------------------------------|
| ALIAS | PARTICULARS | Unaudited Figures For Year 2016 - 2017 | Budget Estimates 2017 - 2018 | Revised Budget Estimates 2017 - 2018 | Budget Estimates 2018 - 2019 | ALIAS | PARTICULARS | Unaudited Figures For Year 2016 - 2017 | Budget Estimates 2017 - 2018 | Revised Budget Estimates 2017 - 2018 | Budget Estimates 2018 - 2019 |
| | | | | | | AP21.209.013 | [3562] Workshops & Seminars Expenses | | | | 1,50,000 |
| | | | | | | AP21.209.014 | [3563] Prize Distribution Function Expenses | | | | 10,000 |
| | | | | | | AP21.209.015 | [3564] Other Cultural Activities | | | | 10,000 |
| | | | | | | AP21.209.016 | [3565] Other Sports Activities | | | | 10,000 |
| | | | | | | AP21.209.017 | [3566] Students Council Expenses | | | | 25,000 |
| | | | | | | AP21.209.025 | [3574] Other Acitivity Expenses | | 25,000 | 20,000 | 50,000 |
| | | | | | | | AP21.209 TOTAL | | 25,000 | 20,000 | 8,40,000 |
| | AR21 TOTAL | | 32,24,500 | 28,64,300 | 67,53,200 | | AP21 TOTAL | | 1,90,000 | 1,63,000 | 12,00,500 |
| | | | | | | AP22 | Administrative & General Expenses | | | | |
| | | | | | | AP22.201 | Administrative Expenses | | | | |
| | | | | | | AP22.201.001 | [3601] Advertisement And Publicity | | 50,000 | 10,000 | 1,00,000 |
| | | | | | | AP22.201.002 | [3602] Printing | | 45,000 | 15,000 | 60,000 |
| | | | | | | AP22.201.003 | [3603] Stationery | | 45,000 | 25,000 | 60,000 |
| | | | | | | AP22.201.005 | [3605] Xeroxing Charges | | 20,000 | 4,000 | 5,000 |
| | | | | | | AP22.201.006 | [3606] Electricity And Power | | 1,30,000 | 1,30,000 | 2,00,000 |
| | | | | | | AP22.201.007 | [3607] Telephone And Internet Charges | | 36,000 | 3,000 | 10,000 |
| | | | | | | AP22.201.008 | [3608] Postage , Telegram & Courier Charges | | 2,500 | 500 | 1,000 |
| | | | | | | AP22.201.011 | [3611] Meeting Expenses | | 10,000 | 7,000 | 10,000 |
| | | | | | | AP22.201.013 | [3613] Contingency Expenses | | 30,000 | 2,000 | 10,000 |
| | | | | | | AP22.201.016 | [3616] Sanitary Materials | | 5,000 | 1,500 | 5,000 |
| | | | | | | AP22.201.023 | [3623] Miscellaneous Expenses | | 25,000 | 6,000 | 15,000 |
| | | | | | | AP22.201.024 | [3624] Statutory Audit Charges | | 10,000 | 10,000 | 15,000 |
| | | | | | | AP22.201.025 | [3625] Internal Audit Charges | | 10,000 | 10,000 | 15,000 |
| | | | | | | AP22.201.038 | [3638] Administrative Expenses | | 9,00,000 | 7,40,000 | 17,00,000 |
| | | | | | | | AP22.201 TOTAL | | 13,18,500 | 9,64,000 | 22,06,000 |
| | | | | | | AP22.202 | Travelling And Transportation Expenses | | | | |
| | | | | | | AP22.202.001 | [3645] Ta/Da Expenses Staff | | 35,000 | 16,000 | 30,000 |
| | | | | | | | AP22.202 TOTAL | | 35,000 | 16,000 | 30,000 |
| | | | | | | AP22.203 | Insurance & Taxes | | | | |
| | | | | | | AP22.203.003 | [3657] Property Tax | | 1,50,000 | 1,50,000 | 2,50,000 |
| | | | | | | | AP22.203 TOTAL | | 1,50,000 | 1,50,000 | 2,50,000 |
| | | | | | | AP22.204 | Outsource Services | | | | |
| | | | | | | AP22.204.003 | [3667] Gas | | 20,000 | 10,000 | 15,000 |
| | | | | | | AP22.204.004 | [3668] Water | | 5,000 | 5,000 | 10,000 |
| | | | | | | | AP22.204 TOTAL | | 25,000 | 15,000 | 25,000 |
| | | | | | | AP22.205 | Repairs And Maintenance | | | | |
| | | | | | | AP22.205.026 | [3700] Emergency & Unforeseen Repairs | | 35,000 | 5,000 | 50,000 |
| | | | | | | | AP22.205 TOTAL | | 35,000 | 5,000 | 50,000 |

| RECEIPTS | | | | | | EXPENDITURE | | | | | |
|--------------|-------------------------------------|--|------------------------------|--------------------------------------|------------------------------|--------------|---|--|------------------------------|--------------------------------------|------------------------------|
| ALIAS | PARTICULARS | Unaudited Figures For Year 2016 - 2017 | Budget Estimates 2017 - 2018 | Revised Budget Estimates 2017 - 2018 | Budget Estimates 2018 - 2019 | ALIAS | PARTICULARS | Unaudited Figures For Year 2016 - 2017 | Budget Estimates 2017 - 2018 | Revised Budget Estimates 2017 - 2018 | Budget Estimates 2018 - 2019 |
| | | | | | | AP22.206 | Other Expenses | | | | |
| | | | | | | AP22.206.004 | [3713] Hospitality & Sumptuary Expenses | | 10,000 | 5,000 | 10,000 |
| | | | | | | | AP22.206 TOTAL | | 10,000 | 5,000 | 10,000 |
| | | | | | | | AP22 TOTAL | | 15,73,500 | 11,55,000 | 25,71,000 |
| | | | | | | AP31 | Staff Payments & Benefits | | | | |
| | | | | | | AP31.201 | Aided Salaries (Teaching Staff Approved Under Sps) | | | | |
| | | | | | | AP31.201.001 | [3750] Pay & Allowances | | 15,00,000 | 8,00,000 | |
| | | | | | | | AP31.201 TOTAL | | 15,00,000 | 8,00,000 | |
| | | | | | | AP31.202 | Aided Non Teaching | | | | |
| | | | | | | AP31.202.001 | [3760] Pay & Allowances | | 3,00,000 | 1,50,000 | |
| | | | | | | | AP31.202 TOTAL | | 3,00,000 | 1,50,000 | |
| | | | | | | AP31.204 | Unaided Salaries (Teaching Staff) | | | | |
| | | | | | | AP31.204.001 | [3780] Pay & Allowances | | | | 17,40,000 |
| | | | | | | AP31.204.002 | [3781] Clock Hour Basis / Consolidated | | | | 5,40,000 |
| | | | | | | | AP31.204 TOTAL | | | | 22,80,000 |
| | | | | | | AP31.205 | Un Aided Non Teaching | | | | |
| | | | | | | AP31.205.008 | [3807] Temp. Non Teaching Staff | | | | 5,04,000 |
| | | | | | | | AP31.205 TOTAL | | | | 5,04,000 |
| | | | | | | | AP31 TOTAL | | 18,00,000 | 9,50,000 | 27,84,000 |
| | Sector A TOTAL | | 44,87,000 | 35,31,800 | 83,98,500 | | Sector A TOTAL | | 44,63,500 | 28,18,000 | 81,80,500 |
| Sector D | Deposits And Advances Budget | | | | | Sector D | Deposits And Advances Budget | | | | |
| DR01 | Students Related Deposits | | | | | DP01 | Students Related Deposits | | | | |
| DR01.301 | Library Deposit | | | | | DP01.301 | Library Deposit | | | | |
| DR01.301.001 | [2105] Receipts Of Deposit | | 75,000 | 1,05,000 | 1,27,500 | DP01.301.001 | [5291] Refund Of Deposit | | 75,000 | 1,05,000 | 1,27,500 |
| | DR01.301 TOTAL | | 75,000 | 1,05,000 | 1,27,500 | | DP01.301 TOTAL | | 75,000 | 1,05,000 | 1,27,500 |
| DR01.302 | Laboratory Deposit | | | | | DP01.302 | Laboratory Deposit | | | | |
| DR01.302.001 | [2110] Receipts Of Deposit | | 5,000 | 7,000 | 8,500 | DP01.302.001 | [5295] Refund Of Deposit | | 5,000 | 7,000 | 8,500 |
| | DR01.302 TOTAL | | 5,000 | 7,000 | 8,500 | | DP01.302 TOTAL | | 5,000 | 7,000 | 8,500 |
| | DR01 TOTAL | | 80,000 | 1,12,000 | 1,36,000 | | DP01 TOTAL | | 80,000 | 1,12,000 | 1,36,000 |
| | Sector D TOTAL | | 80,000 | 1,12,000 | 1,36,000 | | Sector D TOTAL | | 80,000 | 1,12,000 | 1,36,000 |
| | 5062 Aided Total | | 45,67,000 | 36,43,800 | 85,34,500 | | 5062 Aided Total | | 45,43,500 | 29,30,000 | 83,16,500 |

0018 - SNTD College of Education , Pune (Aided)

(Old Aided Code : 2246)

| RECEIPTS | | | | | | EXPENDITURE | | | | | |
|----------|---|---|------------------------------------|---|------------------------------------|--------------|---|---|------------------------------------|---|------------------------------------|
| ALIAS | PARTICULARS | Unaudited Figures For Year 2016 - 2017 | Budget Estimates 2017 - 2018 | Revised Budget Estimates 2017 - 2018 | Budget Estimates 2018 - 2019 | ALIAS | PARTICULARS | Unaudited Figures For Year 2016 - 2017 | Budget Estimates 2017 - 2018 | Revised Budget Estimates 2017 - 2018 | Budget Estimates 2018 - 2019 |
| Sector A | Capital And Revenue Receipt / Expenditure Budget | | | | | Sector A | Capital And Revenue Receipt / Expenditure Budget | | | | |
| | | | | | | AP01 | Land & Building | | | | |
| | | | | | | AP01.102 | Major Repairs & Renovation | | | | |
| | | | | | | AP01.102.005 | [3015] Major Repairs & Renovation | 1,00,000 | 1,50,000 | 1,21,000 | 2,00,000 |
| | | | | | | | AP01.102 TOTAL | 1,00,000 | 1,50,000 | 1,21,000 | 2,00,000 |
| | | | | | | AP01.103 | Building Renovation - Civil Work | | | | |
| | | | | | | AP01.103.005 | [3029] Room Renovation | | 60,000 | 48,200 | 50,000 |
| | | | | | | | AP01.103 TOTAL | | 60,000 | 48,200 | 50,000 |
| | | | | | | | AP01 TOTAL | 1,00,000 | 2,10,000 | 1,69,200 | 2,50,000 |
| | | | | | | AP03 | Furniture & Fixtures | | | | |
| | | | | | | AP03.101 | Purchase Of Furniture & Fixtures | | | | |
| | | | | | | AP03.101.001 | [3065] Purchase Of Furniture | 45,000 | 50,000 | 44,400 | 1,00,000 |
| | | | | | | AP03.101.002 | [3056] Purchase Of Chairs & Boards | | 45,000 | | 50,000 |
| | | | | | | AP03.101.003 | [3057] Purchase Of Tables | | | | 75,000 |
| | | | | | | | AP03.101 TOTAL | 45,000 | 95,000 | 44,400 | 2,25,000 |
| | | | | | | AP03.102 | Major Repairs To Furniture & Fixtures | | | | |
| | | | | | | AP03.102.001 | [3075] Major Repairs To Furniture & Fixtures | 30,000 | 50,000 | 17,500 | 50,000 |
| | | | | | | | AP03.102 TOTAL | 30,000 | 50,000 | 17,500 | 50,000 |
| | | | | | | | AP03 TOTAL | 75,000 | 1,45,000 | 61,900 | 2,75,000 |
| | | | | | | AP04 | Equipments | | | | |
| | | | | | | AP04.101 | Purchase Of Equipments | | | | |
| | | | | | | AP04.101.003 | [3087] Purchase Of Equipment | | 20,000 | 40,600 | 75,000 |
| | | | | | | AP04.101.006 | [3090] Fans / Geyser / Tubelights | 10,000 | 15,000 | 15,000 | 25,000 |
| | | | | | | AP04.101.007 | [3091] Purchase Of Envertor | 35,000 | | | 50,000 |
| | | | | | | AP04.101.009 | [3093] Purchase Of Lcd | | | | 50,000 |
| | | | | | | AP04.101.013 | [3097] Purchase Of A. C. | | 40,000 | | |
| | | | | | | AP04.101.015 | [3099] Purchase Of Water Cooler | | | | 15,000 |
| | | | | | | AP04.101.020 | [3104] Purchase Of Lab Equipments | | 30,000 | | 50,000 |
| | | | | | | | AP04.101 TOTAL | 45,000 | 1,05,000 | 55,600 | 2,65,000 |
| | | | | | | | AP04 TOTAL | 45,000 | 1,05,000 | 55,600 | 2,65,000 |
| | | | | | | AP05 | Electrical Installation Work | | | | |
| | | | | | | AP05.102 | Major Repairs To Electrical Installation | | | | |

| RECEIPTS | | | | | | EXPENDITURE | | | | | |
|--------------|---|--|------------------------------|--------------------------------------|------------------------------|--------------|---|--|------------------------------|--------------------------------------|------------------------------|
| ALIAS | PARTICULARS | Unaudited Figures For Year 2016 - 2017 | Budget Estimates 2017 - 2018 | Revised Budget Estimates 2017 - 2018 | Budget Estimates 2018 - 2019 | ALIAS | PARTICULARS | Unaudited Figures For Year 2016 - 2017 | Budget Estimates 2017 - 2018 | Revised Budget Estimates 2017 - 2018 | Budget Estimates 2018 - 2019 |
| | | | | | | AP05.102.001 | [3131] Surveillance System & Other Security Measures Cctv Night Vision Camera | | 25,000 | 24,900 | 25,000 |
| | | | | | | AP05.102.002 | [3132] Major Repairs To Electrical Installation | | | | 1,50,000 |
| | | | | | | | AP05.102 TOTAL | | 25,000 | 24,900 | 1,75,000 |
| | | | | | | | AP05 TOTAL | | 25,000 | 24,900 | 1,75,000 |
| | | | | | | AP07 | Books & Journals | | | | |
| | | | | | | AP07.101 | Purchase Of Books & Journals | | | | |
| | | | | | | AP07.101.001 | [3155] Purchase Of Books & Journals | 10,000 | 15,000 | 15,400 | 25,000 |
| | | | | | | | AP07.101 TOTAL | 10,000 | 15,000 | 15,400 | 25,000 |
| | | | | | | | AP07 TOTAL | 10,000 | 15,000 | 15,400 | 25,000 |
| | | | | | | AP08 | Software & Development | | | | |
| | | | | | | AP08.101 | Purchase Of Software | | | | |
| | | | | | | AP08.101.005 | [3174] Purchase Of Software | | | | 50,000 |
| | | | | | | | AP08.101 TOTAL | | | | 50,000 |
| | | | | | | | AP08 TOTAL | | | | 50,000 |
| | | | | | | AP09 | Hardware & Peripherals | | | | |
| | | | | | | AP09.101 | Development Exp. | | | | |
| | | | | | | AP09.101.001 | [3200] Purchase Of Computer | 60,000 | | | 1,50,000 |
| | | | | | | AP09.101.002 | [3201] Purchase Of Hardware | 20,000 | 20,000 | 7,600 | 25,000 |
| | | | | | | | AP09.101 TOTAL | 80,000 | 20,000 | 7,600 | 1,75,000 |
| | | | | | | | AP09 TOTAL | 80,000 | 20,000 | 7,600 | 1,75,000 |
| AR10 | Other Development Receipts | | | | | AP10 | Other Development Expenditure | | | | |
| AR10.101 | Development Fees | | | | | AP10.101 | Development Exp. | | | | |
| AR10.101.001 | [0111] Development Fees From Student - Institute Share | 7,300 | 8,375 | 5,900 | 10,200 | AP10.101.005 | [3219] Development Exp | | | 48,600 | 50,000 |
| | [0112] Development Fees From Student-University Share | 7,300 | 8,375 | 5,900 | 10,200 | | | | | | |
| | [0113] Development Fee | 14,600 | | 11,800 | 20,400 | | | | | | |
| | AR10.101 TOTAL | 7,300 | 8,375 | 5,900 | 10,200 | | AP10.101 TOTAL | | | 48,600 | 50,000 |
| AR10.102 | Available Unspent Balance Uptill Previous Year | | | | | | | | | | |
| AR10.102.001 | [0120] Available Unspent Balance | | | | | | | | | | |
| | AR10.102 TOTAL | | | | | | | | | | |
| | AR10 TOTAL | 7,300 | 8,375 | 5,900 | 10,200 | | AP10 TOTAL | | | 48,600 | 50,000 |
| AR11 | Transfer From Endowment & Special Fund (Capital) | | | | | | | | | | |
| AR11.114 | Development & Programme Fund | | | | | | | | | | |

| RECEIPTS | | | | | | EXPENDITURE | | | | | |
|--------------|--|---|------------------------------------|---|------------------------------------|--------------|---|---|------------------------------------|---|------------------------------------|
| ALIAS | PARTICULARS | Unaudited Figures For Year 2016 - 2017 | Budget Estimates 2017 - 2018 | Revised Budget Estimates 2017 - 2018 | Budget Estimates 2018 - 2019 | ALIAS | PARTICULARS | Unaudited Figures For Year 2016 - 2017 | Budget Estimates 2017 - 2018 | Revised Budget Estimates 2017 - 2018 | Budget Estimates 2018 - 2019 |
| AR11.114.001 | [0190] Transfer From | 60,000 | | 48,600 | 50,000 | | | | | | |
| | AR11.114 TOTAL | 60,000 | | 48,600 | 50,000 | | | | | | |
| | AR11 TOTAL | 60,000 | | 48,600 | 50,000 | | | | | | |
| AR21 | Fees From Students & Colleges | | | | | AP21 | Academic & Activity Expenses | | | | |
| AR21.201 | Academic Receipts - University | | | | | AP21.201 | Academic Expenses | | | | |
| AR21.201.029 | [0212] Calandar Fee Net | 2,000 | | 1,400 | 2,500 | AP21.201.001 | [3325] Admission Expenses | 15,000 | 25,000 | 25,000 | 20,000 |
| | | | | | | AP21.201.004 | [3328] Student Welfare Expenses/ Student Council Expenses | 400 | 5,000 | 4,600 | 6,100 |
| | | | | | | AP21.201.005 | [3329] Laboratory Expenses | 600 | 40,000 | 40,000 | 50,000 |
| | | | | | | AP21.201.006 | [3330] Souveniar | 8,000 | 10,000 | 10,000 | 10,000 |
| | | | | | | AP21.201.008 | [3332] B. Ed Entrance Test | | | | 5,000 |
| | | | | | | AP21.201.011 | [3335] Prospectus Expenses | | | | 10,000 |
| | | | | | | AP21.201.012 | [3336] Forms Expenses | | | | |
| | | | | | | AP21.201.022 | [3346] Faculty Development | | | 5,000 | 15,000 |
| | AR21.201 TOTAL | 2,000 | | 1,400 | 2,500 | | AP21.201 TOTAL | 24,000 | 80,000 | 84,600 | 1,16,100 |
| AR21.202 | Academic Receipts -Institution | | | | | AP21.202 | Activity Expenses | | | | |
| AR21.202.001 | [0220] Admission Fee | 10,900 | 15,410 | 6,800 | 8,100 | AP21.202.001 | [3355] Gymkhana Expenses | 49,900 | 58,000 | 58,000 | 81,000 |
| AR21.202.002 | [0221] Tution Fee | 4,51,500 | 6,78,800 | 6,96,200 | 13,85,400 | AP21.202.005 | [3359] Disaster Management Expenses | | | | |
| AR21.202.003 | [0222] Computer Training Fee | 90,000 | 1,00,500 | 70,500 | 1,21,500 | AP21.202.006 | [3360] Computer Lab Expenses | 41,800 | 50,000 | 50,000 | 75,000 |
| AR21.202.004 | [0223] Identity Card Fee | 2,200 | 2,400 | 2,350 | 4,100 | AP21.202.007 | [3361] Arts & Painting Expenses | | | 12,000 | 15,000 |
| | [0224] Diary Fee - Gross | 2,900 | | 2,400 | 4,100 | AP21.202.008 | [3362] Music Lab.Expenses | | | | |
| | [0225] Diary Fee - Less : 100% Transfer To University | 2,900 | | 2,400 | 4,100 | AP21.202.009 | [3363] Psychology Lab Expenses | | | | |
| AR21.202.005 | [0226] Diary Fee - Net | | | | | AP21.202.010 | [3364] Geography Lab Expenses | | | 2,000 | 5,000 |
| | [0227] E-Suvidha Fee - Gross | 3,000 | 3,350 | 2,400 | 4,100 | AP21.202.011 | [3365] Educational Tour Expenses | 45,000 | 55,000 | 55,000 | 60,000 |
| | [0228] E-Suvidha - Less : 100% Transfer To University | 3,000 | 3,350 | 2,400 | 4,100 | AP21.202.016 | [3370] Enrichment Activity Expenses | | | | |
| AR21.202.006 | [0229] E-Suvidha - Net | | | | | AP21.202.019 | [3373] Teaching Aid & Accessories Expenses | 92,000 | 1,07,000 | 1,07,000 | |
| | [0230] Students Welfare Fee - Gross | 4,200 | 5,025 | 3,600 | 6,100 | AP21.202.020 | [3374] Internship Expenses | 58,000 | 30,300 | 30,300 | 27,900 |
| | [0231] Students Welfare Fee -Less : Transfer To University | 4,200 | 5,025 | 3,600 | 6,100 | AP21.202.021 | [3375] Work Experience Expenses | | | | |
| AR21.202.007 | [0232] Students Welfare Fee - Net | | | | | AP21.202.022 | [3376] Instruction Material Expenses | | | 64,300 | 81,000 |
| | [0233] Medical Fee - Gross | 2,000 | 2,345 | 1,700 | 2,900 | AP21.202.030 | [3384] Binding Charges | 2,500 | 5,000 | 2,500 | 8,000 |
| | [0234] Medical Fee-Less : Transfer To University | 2,000 | 2,345 | 1,700 | 2,900 | AP21.202.031 | [3385] Mike Charges Expenses | 5,000 | 5,000 | | 5,000 |
| AR21.202.008 | [0235] Medical Fee - Net | | | | | AP21.202.034 | [3388] Awards & Prizes | | | | |
| | [0236] Sports Fee - Gross | 16,500 | 16,700 | 14,100 | 24,300 | AP21.202.038 | [3391] Guest Lecture | 4,600 | 20,000 | 20,000 | 20,000 |
| | [0237] Sports Fee -Less : Transfer To University | 16,500 | 3,200 | 14,100 | 24,300 | AP21.202.039 | [3392] Naac Expenses | 38,800 | 80,000 | 32,600 | |
| AR21.202.009 | [0238] Sports Fee - Net | | | | | AP21.202.046 | [3399] Practical Work/ Practice Of Teaching | | | | |

| RECEIPTS | | | | | | EXPENDITURE | | | | | |
|-----------------|--|--|------------------------------|--------------------------------------|------------------------------|--------------|---------------------------------|--|------------------------------|--------------------------------------|------------------------------|
| ALIAS | PARTICULARS | Unaudited Figures For Year 2016 - 2017 | Budget Estimates 2017 - 2018 | Revised Budget Estimates 2017 - 2018 | Budget Estimates 2018 - 2019 | ALIAS | PARTICULARS | Unaudited Figures For Year 2016 - 2017 | Budget Estimates 2017 - 2018 | Revised Budget Estimates 2017 - 2018 | Budget Estimates 2018 - 2019 |
| AR21.202.010 | [0239] Disaster Management Fee - Gross | 600 | 670 | 500 | 900 | AP21.202.049 | [3402] Website Maintanance | 5,800 | 15,000 | 15,000 | 15,000 |
| | [0240] Disaster Management Fee -Less : 100% Transfer To University | 600 | 670 | 500 | 900 | AP21.202.085 | [3438] Activity Expenses | | | | |
| | [0241] Disaster Management Fee - Net | | | | | | | | | | |
| AR21.202.011 | [0242] Ashwamedh/ Avishkar/ Indradhanushya Fee - Gross | 1,700 | 2,100 | 1,500 | 2,500 | | | | | | |
| | [0243] Ashwamedh/ Avishkar/ Indradhanushya Fee -Less : 100% Transfer To University | 1,700 | 2,100 | 1,500 | 1,500 | | | | | | |
| AR21.202.012 | [0244] Ashwamedh/ Avishkar/ Indradhanushya Fee - Net | | | | | | | | | | |
| | [0245] Eligibility Fee -Gross | 7,800 | 16,800 | 7,800 | 12,500 | | | | | | |
| | [0246] Eligibility Fee -Less : 100% Transfer To University | 7,800 | 16,800 | 7,800 | 12,500 | | | | | | |
| AR21.202.013 | [0247] Eligibility Fee -Net | | | | | | | | | | |
| | [0248] Enrolment Fee - Gross | 13,800 | 1,95,000 | 7,800 | 20,300 | | | | | | |
| | [0249] Enrolment Fee - Less : 100% Transfer To University | 13,800 | 1,95,000 | 11,800 | 20,300 | | | | | | |
| AR21.202.014 | [0250] Enrolment Fee - Net | | | | | | | | | | |
| | [0251] Examinations - Gross | 68,800 | 70,350 | 49,900 | 85,100 | | | | | | |
| | [0252] Examinations -Less :Transfer To University | 68,800 | 70,400 | 49,900 | 85,100 | | | | | | |
| AR21.202.017 | [0253] Examinations Fee- Net | | | | | | | | | | |
| | [6304] Convocation Fee - Gross | 18,900 | 7,650 | 7,200 | 14,000 | | | | | | |
| | [6305] Convocation Fee -Less : 100% Transfer To University | 18,900 | 7,700 | 7,200 | 14,000 | | | | | | |
| AR21.202.018 | [6306] Convocation Fee - Net | | | | | | | | | | |
| | [6307] Library Fee - Gross | 53,900 | 67,000 | 39,000 | 65,500 | | | | | | |
| | [6308] Library Fee -Less : 100% Transfer To University Library | 53,900 | 67,000 | 37,000 | 65,500 | | | | | | |
| AR21.202.024. A | [6309] Library Fee - Net | | | | | | | | | | |
| | [6310] College Library Fee - Gross | 6,800 | 8,040 | 5,700 | 9,800 | | | | | | |
| AR21.202.501 | [6324] Less : 100% Transfer To Univ | | | | | | | | | | |
| AR21.202.501 | [6335] Student Insurance Policy | 1,300 | | 1,100 | 1,800 | | | | | | |
| | AR21.202 TOTAL | 5,55,900 | 7,97,110 | 7,76,950 | 15,20,900 | | AP21.202 TOTAL | 3,43,400 | 4,25,300 | 4,48,700 | 3,92,900 |
| AR21.203 | Activity Fees | | | | | AP21.203 | Examination Expenses | | | | |
| AR21.203.001 | [0260] Gymkhana Fee | 38,000 | 58,500 | 39,000 | 81,000 | AP21.203.001 | [3470] Printing | 4,700 | 15,000 | 15,000 | 20,000 |
| AR21.203.002 | [0261] Laboratory Fee | 26,600 | 54,080 | 39,000 | 1,21,500 | AP21.203.002 | [3471] Stationery | 14,900 | 12,000 | 8,100 | 15,000 |
| AR21.203.004 | [0263] Internship Fee | 43,200 | 30,300 | 23,700 | 97,200 | AP21.203.006 | [3475] Examination Remuneration | 9,400 | 16,000 | 16,100 | 25,000 |
| AR21.203.014 | [0273] Special Fee | | | | | AP21.203.007 | [3476] Marksheet Expenses | | | | |
| AR21.203.023 | [0282] Department Activity Fee | | | | | AP21.203.010 | [3479] Post & Courier Charges | 100 | 7,000 | 400 | 500 |

| RECEIPTS | | | | | | EXPENDITURE | | | | | |
|--------------|---|---|------------------------------------|---|------------------------------------|--------------|--|---|------------------------------------|---|------------------------------------|
| ALIAS | PARTICULARS | Unaudited Figures For Year 2016 - 2017 | Budget Estimates 2017 - 2018 | Revised Budget Estimates 2017 - 2018 | Budget Estimates 2018 - 2019 | ALIAS | PARTICULARS | Unaudited Figures For Year 2016 - 2017 | Budget Estimates 2017 - 2018 | Revised Budget Estimates 2017 - 2018 | Budget Estimates 2018 - 2019 |
| AR21.203.041 | [0300] Teaching Aid & Accessories Fee | 99,300 | 1,67,000 | | | AP21.203.011 | [3480] Travelling Expenses For Exam. | 2,500 | 10,000 | 4,700 | 5,000 |
| AR21.203.052 | [0311] Seminar & Workshop Fees | | | 32,600 | 35,000 | AP21.203.018 | [3487] Other Contingent Expenses | 4,000 | 6,000 | 3,400 | 2,000 |
| AR21.203.065 | [0324] Instructional Material Fee | | | 47,000 | 81,000 | | | | | | |
| AR21.203.073 | [0332] Work Experience Fees | | | | | | | | | | |
| AR21.203.099 | [0358] Education Tour Fees | | | 8,000 | 15,500 | | | | | | |
| AR21.203.103 | [0362] Naac Fees | | | 1,05,100 | | | | | | | |
| AR21.203.106 | [0365] Drama And Art Workshop | 19,200 | 6,800 | 14,500 | 12,400 | | | | | | |
| AR21.203.107 | [0366] Yoga And Health Workshop | 15,500 | 6,800 | 35,000 | 12,400 | | | | | | |
| | AR21.203 TOTAL | 2,41,800 | 3,23,480 | 3,43,900 | 4,56,000 | | AP21.203 TOTAL | 35,600 | 66,000 | 47,700 | 67,500 |
| AR21.204 | Examination Fees | | | | | AP21.204 | Refund Of Fees | | | | |
| AR21.204.007 | [0377] Passing Certificate Fees | | | 2,250 | 4,700 | AP21.204.001 | [3500] Refund Of Course Fees | | | 12,600 | |
| AR21.204.017 | [0387] Misc Income | 18,100 | 22,000 | 1,900 | 2,500 | | | | | | |
| | AR21.204 TOTAL | 18,100 | 22,000 | 4,150 | 7,200 | | AP21.204 TOTAL | | | 12,600 | |
| | | | | | | AP21.205 | Scholarships, Fellowships & Incidental Expenses | | | | |
| | | | | | | AP21.205.001 | [3505] Scholarship & Fellowships | | | | |
| | | | | | | AP21.205.002 | [3506] College Freeship Expenses | | | | |
| | | | | | | | AP21.205 TOTAL | | | | |
| | | | | | | AP21.206 | Seminars & Conferences | | | | |
| | | | | | | AP21.206.001 | [3515] Seminar Publication | 60,000 | 25,000 | 25,000 | 50,000 |
| | | | | | | | AP21.206 TOTAL | 60,000 | 25,000 | 25,000 | 50,000 |
| AR21.207 | Other Fee | | | | | | | | | | |
| AR21.207.002 | [0412] Fine/ Miscellaneous Fee | | 22,000 | | | | | | | | |
| AR21.207.003 | [0413] Magazine Fee | 6,400 | 6,700 | 1,600 | 3,100 | | | | | | |
| AR21.207.004 | [0414] Co Curricular Fee | | | | | | | | | | |
| AR21.207.006 | [0416] Annual Field Work/ Educational/ Industrial Visit Fee | 14,000 | 6,800 | 23,500 | 40,500 | | | | | | |
| AR21.207.009 | [0419] Transcript Charge (Income) | | | 1,400 | 2,000 | | | | | | |
| AR21.207.014 | [0424] Other Fees / Other Income | | | 1,000 | 1,000 | | | | | | |
| | AR21.207 TOTAL | 20,400 | 35,500 | 27,500 | 46,600 | | | | | | |
| | | | | | | AP21.208 | Library Expenses | | | | |
| | | | | | | AP21.208.001 | [3540] Journals & Periodicals | | | | |
| | | | | | | | AP21.208 TOTAL | | | | |
| | | | | | | AP21.209 | Students' Welfare , Sports & Cultural Activities Expenses | | | | |
| | | | | | | AP21.209.001 | [3550] Annual Social /Cultural | 1,000 | 10,000 | 9,600 | 15,000 |
| | | | | | | AP21.209.002 | [3551] Function & Festival | 4,300 | 12,000 | 8,000 | 30,000 |
| | | | | | | AP21.209.003 | [3552] Ashwmedh Expenses | | | | |
| | | | | | | AP21.209.009 | [3558] Medical Check Up Expenses | | | | |
| | | | | | | AP21.209.011 | [3560] State Level Competition Expense | | | | 30,000 |

| RECEIPTS | | | | | | EXPENDITURE | | | | | |
|----------|-------------------|---|------------------------------------|---|------------------------------------|--------------|--|---|------------------------------------|---|------------------------------------|
| ALIAS | PARTICULARS | Unaudited Figures For Year 2016 - 2017 | Budget Estimates 2017 - 2018 | Revised Budget Estimates 2017 - 2018 | Budget Estimates 2018 - 2019 | ALIAS | PARTICULARS | Unaudited Figures For Year 2016 - 2017 | Budget Estimates 2017 - 2018 | Revised Budget Estimates 2017 - 2018 | Budget Estimates 2018 - 2019 |
| | | | | | | AP21.209.013 | [3562] Workshops & Seminars Expenses | | | | 75,000 |
| | | | | | | AP21.209.015 | [3564] Other Cultural Activities | | | | 30,000 |
| | | | | | | | AP21.209 TOTAL | 5,300 | 22,000 | 17,600 | 1,80,000 |
| | AR21 TOTAL | 8,38,200 | 11,78,090 | 11,53,900 | 20,33,200 | | AP21 TOTAL | 4,68,300 | 6,18,300 | 6,36,200 | 8,06,500 |
| | | | | | | AP22 | Administrative & General Expenses | | | | |
| | | | | | | AP22.201 | Administrative Expenses | | | | |
| | | | | | | AP22.201.001 | [3601] Advertisement And Publicity | 5,000 | 8,000 | | 15,000 |
| | | | | | | AP22.201.002 | [3602] Printing | 17,500 | 35,000 | 34,900 | 40,000 |
| | | | | | | AP22.201.003 | [3603] Stationery | 57,400 | 55,000 | 50,900 | 65,000 |
| | | | | | | AP22.201.005 | [3605] Xeroxing Charges | 7,800 | 10,000 | 8,700 | 12,000 |
| | | | | | | AP22.201.006 | [3606] Electricity And Power | | | | |
| | | | | | | AP22.201.007 | [3607] Telephone And Internet Charges | 25,800 | 40,000 | 20,200 | 45,000 |
| | | | | | | AP22.201.008 | [3608] Postage , Telegram & Courier Charges | 4,300 | 10,000 | 4,800 | 10,000 |
| | | | | | | AP22.201.011 | [3611] Meeting Expenses | 2,700 | 12,000 | 20,700 | 15,000 |
| | | | | | | AP22.201.014 | [3614] News Paper, Periodicals (Magaziens & Journals) | 2,400 | 10,000 | 6,200 | 10,000 |
| | | | | | | AP22.201.015 | [3615] Uniform To Peons | | | | |
| | | | | | | AP22.201.016 | [3616] Sanitary Materials | 5,200 | 25,000 | 25,000 | 30,000 |
| | | | | | | AP22.201.017 | [3617] Garden Expenditure | 41,900 | 30,000 | 31,400 | 25,000 |
| | | | | | | AP22.201.022 | [3622] Bank Charges | 700 | 1,000 | 1,000 | 1,500 |
| | | | | | | AP22.201.023 | [3623] Miscellaneous Expenses | 23,300 | | 23,500 | 50,000 |
| | | | | | | AP22.201.024 | [3624] Statutory Audit Charges | 9,000 | 10,000 | 10,000 | 10,000 |
| | | | | | | AP22.201.025 | [3625] Internal Audit Charges | 8,000 | 10,000 | 10,000 | 10,000 |
| | | | | | | AP22.201.028 | [3628] Outsourcing Account Work | 3,100 | 10,000 | 7,900 | 25,000 |
| | | | | | | AP22.201.031 | [3631] Nba Fund (Fees Provision) | | | | |
| | | | | | | | AP22.201 TOTAL | 2,14,100 | 2,66,000 | 2,55,200 | 3,63,500 |
| | | | | | | AP22.202 | Travelling And Transportation Expenses | | | | |
| | | | | | | AP22.202.001 | [3645] Ta/Da Expenses Staff | 23,200 | 20,000 | 32,300 | 35,000 |
| | | | | | | AP22.202.002 | [3646] Ta/Da Expenses Meeting | 17,000 | 15,000 | 29,000 | 35,000 |
| | | | | | | AP22.202.003 | [3647] Vehicle Hire Charges | 1,500 | 10,000 | 5,700 | 25,000 |
| | | | | | | AP22.202.004 | [3648] Food Allowance | | | | |
| | | | | | | | AP22.202 TOTAL | 41,700 | 45,000 | 67,000 | 95,000 |
| | | | | | | AP22.204 | Outsource Services | | | | |
| | | | | | | AP22.204.005 | [3669] Scanning & Data Entry Work | 5,000 | | 10,000 | 15,000 |
| | | | | | | | AP22.204 TOTAL | 5,000 | | 10,000 | 15,000 |
| | | | | | | AP22.205 | Repairs And Maintenance | | | | |
| | | | | | | AP22.205.001 | [3675] Maintenance Of Office Equipments | 10,000 | 15,000 | 15,000 | 25,000 |
| | | | | | | AP22.205.002 | [3676] Maintenance Of Furniture & Fixture | 80,200 | 25,000 | 25,000 | 20,000 |

| RECEIPTS | | | | | | EXPENDITURE | | | | | |
|--------------|--|---|------------------------------------|---|------------------------------------|--------------|---|---|------------------------------------|---|------------------------------------|
| ALIAS | PARTICULARS | Unaudited Figures For Year 2016 - 2017 | Budget Estimates 2017 - 2018 | Revised Budget Estimates 2017 - 2018 | Budget Estimates 2018 - 2019 | ALIAS | PARTICULARS | Unaudited Figures For Year 2016 - 2017 | Budget Estimates 2017 - 2018 | Revised Budget Estimates 2017 - 2018 | Budget Estimates 2018 - 2019 |
| | | | | | | AP22.205.003 | [3677] Maintenance Of Electric Installation | 23,600 | 25,000 | 22,800 | 45,000 |
| | | | | | | AP22.205.004 | [3678] Maintenance Of Hardwares | | | | |
| | | | | | | AP22.205.006 | [3680] Maintenance Of AC | | 12,000 | 12,000 | 5,000 |
| | | | | | | AP22.205.007 | [3681] Maintenance Of Telephone | | | | |
| | | | | | | AP22.205.009 | [3683] Network Maintenance | 12,000 | 12,000 | 6,800 | 10,000 |
| | | | | | | AP22.205.011 | [3685] Cleaning Material & Services | 300 | 25,000 | 25,000 | 20,000 |
| | | | | | | AP22.205.012 | [3686] Maintenance Of Building | 14,100 | 40,000 | 40,000 | 30,000 |
| | | | | | | AP22.205.018 | [3692] Maintenance Of Garden | 5,000 | 10,000 | 10,000 | 10,000 |
| | | | | | | | AP22.205 TOTAL | 1,45,200 | 1,64,000 | 1,56,600 | 1,65,000 |
| | | | | | | AP22.206 | Other Expenses | | | | |
| | | | | | | AP22.206.004 | [3713] Hospitality & Sumptuary Expenses | 10,000 | 10,000 | 14,000 | 5,000 |
| | | | | | | AP22.206.008 | [3717] Any Other Contingent Expenses | | | 6,900 | 4,000 |
| | | | | | | | AP22.206 TOTAL | 10,000 | 10,000 | 20,900 | 9,000 |
| | | | | | | | AP22 TOTAL | 4,16,000 | 4,85,000 | 5,09,700 | 6,47,500 |
| AR31 | Salary Grants | | | | | AP31 | Staff Payments & Benefits | | | | |
| AR31.201 | State Government- Salary Grants (Non Teaching /Teaching Staff Under Sps) | | | | | AP31.201 | Aided Salaries (Teaching Staff Approved Under Sps) | | | | |
| AR31.201.001 | [0485] Salary Grant | 1,08,86,000 | 1,16,39,962 | 1,11,53,300 | 1,12,75,000 | AP31.201.001 | [3750] Pay & Allowances | 1,18,91,200 | 1,16,40,000 | 1,05,51,500 | 1,10,00,000 |
| AR31.201.002 | [0486] Arrears Of Salary Grants | 15,68,000 | | 3,11,400 | 3,50,000 | AP31.201.002 | [3751] Clock Hour Basis / Consolidated | 14,100 | 4,32,000 | 22,500 | 1,00,000 |
| AR31.201.004 | [0488] Recovery Of Pay & Allowance | | | | | | | | | | |
| AR31.201.005 | [0489] Vacant Post | | 4,32,000 | | | | | | | | |
| | AR31.201 TOTAL | 1,24,54,000 | 1,20,71,962 | 1,14,64,700 | 1,16,25,000 | | AP31.201 TOTAL | 1,19,05,300 | 1,20,72,000 | 1,05,74,000 | 1,11,00,000 |
| AR31.202 | State Government- Other Than Salary Grants (Non Teaching /Teaching Staff Under Sps) | | | | | AP31.202 | Aided Non Teaching | | | | |
| AR31.202.001 | [0495] State Government | 5,45,000 | 5,65,000 | 5,65,000 | 4,88,100 | AP31.202.001 | [3760] Pay & Allowances | 5,62,800 | 6,00,000 | 6,01,800 | 6,25,000 |
| | | | | | | AP31.202.002 | [3761] Clock Hour Basis / Consolidated | | | | |
| | | | | | | AP31.202.008 | [3767] Temporary Non Teaching Staff | 2,58,200 | | 3,36,000 | 6,25,000 |
| | AR31.202 TOTAL | 5,45,000 | 5,65,000 | 5,65,000 | 4,88,100 | | AP31.202 TOTAL | 8,21,000 | 6,00,000 | 9,37,800 | 12,50,000 |
| AR31.203 | SALARY FROM UNIVRSITY FUND | | | | | | | | | | |
| AR31.203.001 | [0510] Salary From University Fund | 2,72,300 | | 3,58,500 | 7,25,000 | | | | | | |
| | AR31.203 TOTAL | 2,72,300 | | 3,58,500 | 7,25,000 | | | | | | |
| | AR31 TOTAL | 1,32,71,300 | 1,26,36,962 | 1,23,88,200 | 1,28,38,100 | | AP31 TOTAL | 1,27,26,300 | 1,26,72,000 | 1,15,11,800 | 1,23,50,000 |
| AR32 | Other Income | | | | | AP32 | Expenditure From Endowment & Special Fund | | | | |
| AR32.202 | Interest On Saving Accounts | | | | | | | | | | |
| AR32.202.001 | [0520] Interest On Saving Bank Account | 17,800 | 25,000 | 5,700 | 7,000 | | | | | | |
| | AR32.202 TOTAL | 17,800 | 25,000 | 5,700 | 7,000 | | | | | | |
| | | | | | | AP32.203 | Centennial Fund | | | | |

| RECEIPTS | | | | | | EXPENDITURE | | | | | |
|--------------|---|---|------------------------------------|---|------------------------------------|--------------|--|---|------------------------------------|---|------------------------------------|
| ALIAS | PARTICULARS | Unaudited Figures For Year 2016 - 2017 | Budget Estimates 2017 - 2018 | Revised Budget Estimates 2017 - 2018 | Budget Estimates 2018 - 2019 | ALIAS | PARTICULARS | Unaudited Figures For Year 2016 - 2017 | Budget Estimates 2017 - 2018 | Revised Budget Estimates 2017 - 2018 | Budget Estimates 2018 - 2019 |
| | | | | | | AP32.203.016 | [3855] Celebration Of Various Important Days | | | | 15,000 |
| | | | | | | AP32.203.021 | [3860] Placement Cell & Count Cell | | | | 15,000 |
| | | | | | | | AP32.203 TOTAL | | | | 30,000 |
| | | | | | | AP32.206 | Prize Fund | | | | |
| | | | | | | AP32.206.001 | [3880] Best Teacher Award | | | | |
| | | | | | | | AP32.206 TOTAL | | | | |
| AR32.208 | Miscellaneous Receipts | | | | | | | | | | |
| AR32.208.001 | [0560] Sale Of Tender Forms / Waste Papers | | | | | | | | | | |
| | AR32.208 TOTAL | | | | | | | | | | |
| | AR32 TOTAL | 17,800 | 25,000 | 5,700 | 7,000 | | AP32 TOTAL | | | | 30,000 |
| AR33 | Income From Investments | | | | | | | | | | |
| AR33.201 | Investments From Earmarked/Endowment Fund | | | | | | | | | | |
| AR33.201.007 | [0617] Interest On Term Deposits With Bank | 4,32,900 | 5,25,000 | 5,25,100 | 5,75,000 | | | | | | |
| | AR33.201 TOTAL | 4,32,900 | 5,25,000 | 5,25,100 | 5,75,000 | | | | | | |
| | AR33 TOTAL | 4,32,900 | 5,25,000 | 5,25,100 | 5,75,000 | | | | | | |
| AR35 | Compensation For Using Premises | | | | | | | | | | |
| AR35.201 | Hiring Charges - Auditorium, Committee Room & Play Ground | | | | | | | | | | |
| AR35.201.001 | [0655] Hiring Charges - Auditorium | | | | | | | | | | |
| | AR35.201 TOTAL | | | | | | | | | | |
| | AR35 TOTAL | | | | | | | | | | |
| AR36 | Transfer From Endowment & Special Fund (Revenue) | | | | | | | | | | |
| AR36.203 | Centennial Fund | | | | | | | | | | |
| AR36.203.001 | [0695] Transfer From Fund Account | | | | | | | | | | |
| | AR36.203 TOTAL | | | | | | | | | | |
| | AR36 TOTAL | | | | | | | | | | |
| | Sector A TOTAL | 1,46,27,500 | 1,43,73,427 | 1,41,27,400 | 1,55,13,500 | | Sector A TOTAL | 1,39,20,600 | 1,42,95,300 | 1,30,40,900 | 1,50,99,000 |
| Sector B | Agency Budget | | | | | Sector B | Agency Budget | | | | |
| BP01 | Grant -In- Aid State /Central Government Agency - Other Than Research Software & Development | | | | | | | | | | |
| BP01.108 | | | | | | | | | | | |
| BP01.108.001 | [3960] Purchase Of Software | | | | | | | | | | |
| BP01.108.003 | [3962] Upgradation Of Software | | | | | | | | | | |
| | BP01.108 TOTAL | | | | | | | | | | |

| RECEIPTS | | | | | | EXPENDITURE | | | | | |
|--------------|--|---|------------------------------------|---|------------------------------------|--------------|--|---|------------------------------------|---|------------------------------------|
| ALIAS | PARTICULARS | Unaudited Figures For Year 2016 - 2017 | Budget Estimates 2017 - 2018 | Revised Budget Estimates 2017 - 2018 | Budget Estimates 2018 - 2019 | ALIAS | PARTICULARS | Unaudited Figures For Year 2016 - 2017 | Budget Estimates 2017 - 2018 | Revised Budget Estimates 2017 - 2018 | Budget Estimates 2018 - 2019 |
| | BP01 TOTAL | | | | | | | | | | |
| BR05 | Grant-In-Aid U G C - Capital | | | | | BP05 | Grant-In-Aid U G C - Capital | | | | |
| BR05.109 | Major Repairs To Building | | | | | BP05.109 | Major Repairs To Building | | | | |
| BR05.109.001 | [1030] Major Repairs To Building | | 82,000 | | | BP05.109.001 | [4385] Major Repairs To Building | | 82,000 | | |
| | BR05.109 TOTAL | | 82,000 | | | | BP05.109 TOTAL | | 82,000 | | |
| | BR05 TOTAL | | 82,000 | | | | BP05 TOTAL | | 82,000 | | |
| BR07 | Grant-In-Aid U G C - Revenue -Development -Merged Schemes Salary Grant | | | | | BP07 | Grant-In-Aid U G C - Revenue -Development -Merged Schemes Salary Grant | | | | |
| BR07.201 | Salary Grant | | | | | BP07.201 | Salary Grant | | | | |
| BR07.201.001 | [1105] Salary Grant | | 15,000 | | | BP07.201.001 | [4475] Salary Grant | | 15,000 | | |
| BR07.201.002 | [1106] Contingency | | 20,000 | | | BP07.201.002 | [4476] Contingency | | 20,000 | | |
| | BR07.201 TOTAL | | 35,000 | | | | BP07.201 TOTAL | | 35,000 | | |
| BR07.214 | Other Operational Expenditure | | | | | BP07.214 | Other Operational Expenditure | | | | |
| BR07.214.007 | [1191] Ugc Grant Of Computer & Printer | | 30,000 | | | BP07.214.007 | [4547] Purchase Of Computer & Printers | | 30,000 | | |
| | BR07.214 TOTAL | | 30,000 | | | BP07.214.010 | [4550] Contingency Expenditure | | | | |
| | BR07 TOTAL | | 65,000 | | | | BP07 TOTAL | | 65,000 | | |
| BR09 | Grant-In-Aid U G C - Other Than Plan - Capital / Revenue IQAC | | | | | BP09 | Grant-In-Aid U G C - Other Than Plan - Capital / Revenue IQAC | | | | |
| BR09.103 | Receipts Of Grant | | | | | BP09.103 | IQAC Exp | | | | |
| BR09.103.001 | [7863] Receipts Of Grant | 3,00,000 | | | | BP09.103.001 | [7874] IQAC Exp | 3,00,000 | | | |
| | BR09.103 TOTAL | 3,00,000 | | | | | BP09.103 TOTAL | 3,00,000 | | | |
| BR09.203 | IQAC | | | | | | | | | | |
| BR09.203.001 | [7866] Receipts Of Grant | | | | | | | | | | |
| | BR09.203 TOTAL | | | | | | BP09 TOTAL | 3,00,000 | | | |
| | BR09 TOTAL | 3,00,000 | | | | | | | | | |
| BR12 | Grants - In - Aid UGC -XIII Plan -capital | | | | | BP12 | Grant In Aid U G C - XIII Plan - Capital | | | | |
| BR12.101 | UGC-XIII PLAN - Capital | | | | | BP12.101 | UGC - XIII Plan - Capital | | | | |
| BR12.101.001 | [7897] Receipt Of Grant | 1,60,000 | | | | BP12.101.001 | [7899] XIII PLAN -CAPITAL | 1,60,000 | | | |
| | BR12.101 TOTAL | 1,60,000 | | | | | BP12.101 TOTAL | 1,60,000 | | | |
| | BR12 TOTAL | 1,60,000 | | | | | BP12 TOTAL | 1,60,000 | | | |
| | Sector B TOTAL | 4,60,000 | 1,47,000 | | | | Sector B TOTAL | 4,60,000 | 1,47,000 | | |
| Sector C | Earmarked And Special Funds Budget | | | | | Sector C | Earmarked And Special Funds Budget | | | | |
| CR14 | Development & Programme Fund | | | | | CP14 | Development & Programme Fund | | | | |
| CR14.003 | [2005] Donations From Ngos & Trusts | | | 48,600 | 50,000 | CP14.202 | [7947] Transfer To Revenue Budget | 60,000 | | 48,600 | 50,000 |

| RECEIPTS | | | | | | EXPENDITURE | | | | | |
|--------------|--------------------------------------|--|------------------------------|--------------------------------------|------------------------------|--------------|-------------------------------------|--|------------------------------|--------------------------------------|------------------------------|
| ALIAS | PARTICULARS | Unaudited Figures For Year 2016 - 2017 | Budget Estimates 2017 - 2018 | Revised Budget Estimates 2017 - 2018 | Budget Estimates 2018 - 2019 | ALIAS | PARTICULARS | Unaudited Figures For Year 2016 - 2017 | Budget Estimates 2017 - 2018 | Revised Budget Estimates 2017 - 2018 | Budget Estimates 2018 - 2019 |
| CR14.007 | [2025] Donations From Staff | 60,000 | | | | | | | | | |
| | CR14 TOTAL | 60,000 | | 48,600 | 50,000 | | CP14 TOTAL | 60,000 | | 48,600 | 50,000 |
| | Sector C TOTAL | 60,000 | | 48,600 | 50,000 | | Sector C TOTAL | 60,000 | | 48,600 | 50,000 |
| Sector D | Deposits And Advances Budget | | | | | Sector D | Deposits And Advances Budget | | | | |
| DR01 | Students Related Deposits | | | | | DP01 | Students Related Deposits | | | | |
| DR01.301 | Library Deposit | | | | | DP01.301 | Library Deposit | | | | |
| DR01.301.001 | [2105] Receipts Of Deposit | 24,000 | | 46,500 | 75,000 | DP01.301.001 | [5291] Refund Of Deposit | 24,000 | | 46,500 | 75,000 |
| | DR01.301 TOTAL | 24,000 | | 46,500 | 75,000 | | DP01.301 TOTAL | 24,000 | | 46,500 | 75,000 |
| DR01.306 | Caution Maoney Deposit | | | | | DP01.306 | Caution Maoney Deposit | | | | |
| DR01.306.001 | [2171] Caution Money Deposit(refund) | 1,800 | 1,700 | 1,700 | 3,100 | DP01.306.001 | [5320] Refund Of Deposit | 1,800 | 1,700 | 1,700 | 3,100 |
| | DR01.306 TOTAL | 1,800 | 1,700 | 1,700 | 3,100 | | DP01.306 TOTAL | 1,800 | 1,700 | 1,700 | 3,100 |
| | DR01 TOTAL | 25,800 | 1,700 | 48,200 | 78,100 | | DP01 TOTAL | 25,800 | 1,700 | 48,200 | 78,100 |
| | Sector D TOTAL | 25,800 | 1,700 | 48,200 | 78,100 | | Sector D TOTAL | 25,800 | 1,700 | 48,200 | 78,100 |
| | 0018 Aided Total | 1,51,73,300 | 1,45,22,127 | 1,42,24,200 | 1,56,41,600 | | 0018 Aided Total | 1,44,66,400 | 1,44,44,000 | 1,31,37,700 | 1,52,27,100 |



0089 - Post Graduate Department of Education, Pune , Adied (M.Ed) (Aided)

(Old Aided Code : 2446)

| RECEIPTS | | | | | | EXPENDITURE | | | | | |
|--------------|---|---|------------------------------------|---|------------------------------------|--------------|---|---|------------------------------------|---|------------------------------------|
| ALIAS | PARTICULARS | Unaudited Figures For Year 2016 - 2017 | Budget Estimates 2017 - 2018 | Revised Budget Estimates 2017 - 2018 | Budget Estimates 2018 - 2019 | ALIAS | PARTICULARS | Unaudited Figures For Year 2016 - 2017 | Budget Estimates 2017 - 2018 | Revised Budget Estimates 2017 - 2018 | Budget Estimates 2018 - 2019 |
| Sector A | Capital And Revenue Receipt / Expenditure Budget | | | | | Sector A | Capital And Revenue Receipt / Expenditure Budget | | | | |
| | | | | | | AP03 | Furniture & Fixtures | | | | |
| | | | | | | AP03.101 | Purchase Of Furniture & Fixtures | | | | |
| | | | | | | AP03.101.001 | [3065] Purchase Of Furniture | | 20,000 | 20,000 | 65,000 |
| | | | | | | | AP03.101 TOTAL | | 20,000 | 20,000 | 65,000 |
| | | | | | | | AP03 TOTAL | | 20,000 | 20,000 | 65,000 |
| | | | | | | AP09 | Hardware & Peripherals | | | | |
| | | | | | | AP09.101 | Development Exp. | | | | |
| | | | | | | AP09.101.002 | [3201] Purchase Of Hardware | | | | 40,000 |
| | | | | | | | AP09.101 TOTAL | | | | 40,000 |
| | | | | | | | AP09 TOTAL | | | | 40,000 |
| AR10 | Other Development Receipts | | | | | | | | | | |
| AR10.101 | Development Fees | | | | | | | | | | |
| AR10.101.001 | [0111] Development Fees From Student - Institute Share | 2,125 | 3,625 | 1,375 | 3,125 | | | | | | |
| | [0112] Development Fees From Student- University Share | 1,625 | 3,625 | 1,375 | 3,125 | | | | | | |
| | AR10.101 TOTAL | 2,125 | 3,625 | 1,375 | 3,125 | | | | | | |
| | AR10 TOTAL | 2,125 | 3,625 | 1,375 | 3,125 | | | | | | |
| AR21 | Fees From Students & Colleges | | | | | AP21 | Academic & Activity Expenses | | | | |
| AR21.201 | Academic Receipts - University | | | | | AP21.201 | Academic Expenses | | | | |
| AR21.201.010 | [0202] Disaster Management Fee - Net | 150 | 250 | 110 | 250 | AP21.201.001 | [3325] Admission Expenses | 2,400 | 5,000 | 4,000 | 6,000 |
| AR21.201.012 | [0204] Eligibility Fee | 500 | 5,000 | | | AP21.201.005 | [3329] Laboratory Expenses | | | | |
| AR21.201.024 | [0207] Enrolment Fee | | | 1,750 | 6,250 | AP21.201.006 | [3330] Souvenir | | | | |
| AR21.201.025 | [0208] Alumni Fees Net | 2,000 | | | | | | | | | |
| | [6376] Calender Fees -Gross | | | | | | | | | | |
| | AR21.201 TOTAL | 2,650 | 5,250 | 1,860 | 6,500 | | AP21.201 TOTAL | 2,400 | 5,000 | 4,000 | 6,000 |
| AR21.202 | Academic Receipts -Institution | | | | | AP21.202 | Activity Expenses | | | | |
| AR21.202.001 | [0220] Admission Fee | 63,769 | 5,750 | 2,300 | 5,750 | AP21.202.001 | [3355] Gymkhana Expenses | 3,400 | 5,000 | 4,000 | 5,000 |
| AR21.202.002 | [0221] Tution Fee | 55,500 | 1,37,500 | 50,000 | 1,25,000 | AP21.202.011 | [3365] Educational Tour Expenses | 3,000 | 6,000 | 4,000 | 10,000 |
| AR21.202.003 | [0222] Computer Training Fee | 5,500 | | 5,000 | 12,500 | AP21.202.019 | [3373] Teaching Aid & Accessories Expenses | | | | |
| AR21.202.004 | [0223] Identity Card Fee | 600 | 875 | 535 | 1,250 | AP21.202.026 | [3380] Periodic Test Expenses | | | | |
| | [0224] Diary Fee - Gross | 850 | | | | AP21.202.030 | [3384] Binding Charges | 1,000 | 3,000 | 3,000 | 5,000 |

| RECEIPTS | | | | | | EXPENDITURE | | | | | |
|--------------|--|--|------------------------------|--------------------------------------|------------------------------|-------------|-------------|--|------------------------------|--------------------------------------|------------------------------|
| ALIAS | PARTICULARS | Unaudited Figures For Year 2016 - 2017 | Budget Estimates 2017 - 2018 | Revised Budget Estimates 2017 - 2018 | Budget Estimates 2018 - 2019 | ALIAS | PARTICULARS | Unaudited Figures For Year 2016 - 2017 | Budget Estimates 2017 - 2018 | Revised Budget Estimates 2017 - 2018 | Budget Estimates 2018 - 2019 |
| AR21.202.005 | [0225] Diary Fee - Less : 100% Transfer To University [0226] Diary Fee - Net | 850 | | | | | | | | | |
| | [0227] E-Suvidha Fee - Gross | 850 | 1,250 | 550 | 1,250 | | | | | | |
| AR21.202.006 | [0228] E-Suvidha - Less : 100% Transfer To University [0229] E-Suvidha - Net | 850 | 1,250 | 550 | 1,250 | | | | | | |
| | [0230] Students Welfare Fee - Gross | 75 | 1,875 | 825 | 1,875 | | | | | | |
| AR21.202.007 | [0231] Students Welfare Fee -Less : Transfer To University [0232] Students Welfare Fee - Net | 1,275 | 1,875 | 825 | 1,875 | | | | | | |
| | [0233] Medical Fee - Gross | 525 | 875 | 385 | 875 | | | | | | |
| AR21.202.008 | [0234] Medical Fee-Less : Transfer To University [0235] Medical Fee - Net | 595 | 875 | 385 | 875 | | | | | | |
| | [0236] Sports Fee - Gross | 1,500 | 2,500 | 1,100 | 2,500 | | | | | | |
| AR21.202.009 | [0237] Sports Fee -Less : Transfer To University [0238] Sports Fee - Net | 1,700 | 2,500 | 1,100 | 2,500 | | | | | | |
| | [0240] Disaster Management Fee -Less : 100% Transfer To University | 170 | | | | | | | | | |
| | [0242] Ashwamedh/ Avishkar/ Indradhanushya Fee - Gross | 570 | 750 | 330 | 750 | | | | | | |
| AR21.202.011 | [0243] Ashwamedh/ Avishkar/ Indradhanushya Fee -Less : 100% Transfer To University [0244] Ashwamedh/ Avishkar/ Indradhanushya Fee - Net | 570 | 750 | 330 | 750 | | | | | | |
| | [0245] Eligibility Fee -Gross | 4,250 | 4,250 | 1,750 | 6,250 | | | | | | |
| AR21.202.012 | [0246] Eligibility Fee -Less : 100% Transfer To University [0247] Eligibility Fee -Net | 4,250 | 5,000 | 750 | 6,250 | | | | | | |
| | [0248] Enrolment Fee - Gross | 250 | 6,250 | 1,750 | 6,250 | | | | | | |
| AR21.202.013 | [0249] Enrolment Fee - Less : 100% Transfer To University [0250] Enrolment Fee - Net | 4,250 | 6,250 | 1,750 | 6,250 | | | | | | |
| | [0251] Examinations - Gross | 30,400 | 60,000 | 26,400 | 60,000 | | | | | | |
| AR21.202.014 | [0252] Examinations -Less :Transfer To University [0253] Examinations Fee- Net | 40,800 | 60,000 | 26,400 | 60,000 | | | | | | |
| | [0254] Practical Examination Fees - Gross | 6,400 | | | | | | | | | |
| | [6300] Practical Examinations Fee-Less : Transfer To University | | | | | | | | | | |

| RECEIPTS | | | | | | EXPENDITURE | | | | | |
|--------------|---|---|------------------------------------|---|------------------------------------|--------------|--------------------------------------|---|------------------------------------|---|------------------------------------|
| ALIAS | PARTICULARS | Unaudited Figures For Year 2016 - 2017 | Budget Estimates 2017 - 2018 | Revised Budget Estimates 2017 - 2018 | Budget Estimates 2018 - 2019 | ALIAS | PARTICULARS | Unaudited Figures For Year 2016 - 2017 | Budget Estimates 2017 - 2018 | Revised Budget Estimates 2017 - 2018 | Budget Estimates 2018 - 2019 |
| AR21.202.015 | [6301] Practical Examinations Fee - Net | | | | | | | | | | |
| | [6302] Other Examination Fee - Gross | | | | | | | | | | |
| | [6340] Other Examination Fee -Less : Transfer To University | | | | | | | | | | |
| AR21.202.016 | [6303] Other Examinations Fee - Net | | | | | | | | | | |
| | [6304] Convocation Fee - Gross | 5,175 | 9,375 | 1,500 | 12,500 | | | | | | |
| | [6305] Convocation Fee -Less : 100% Transfer To University | 4,500 | 9,375 | 1,500 | 12,500 | | | | | | |
| AR21.202.017 | [6306] Convocation Fee - Net | | | | | | | | | | |
| | [6307] Library Fee - Gross | 25,500 | 35,000 | 11,000 | 25,000 | | | | | | |
| | [6308] Library Fee -Less : 100% Transfer To University Library | 25,500 | 35,000 | 11,000 | 25,000 | | | | | | |
| AR21.202.018 | [6309] Library Fee - Net | | | | | | | | | | |
| AR21.202.023 | [6320] Passing Certificate Fee | | | 600 | 3,750 | | | | | | |
| | [6321] Dissertation Fee - Gross | 2,500 | 6,250 | 750 | 6,250 | | | | | | |
| | [6322] Dissertation Fee -Less : 100% Transfer To University | 3,000 | 6,250 | 750 | 6,250 | | | | | | |
| AR21.202.024 | [6323] Dissertation Fee - Net | | | | | | | | | | |
| | [6327] Association Fee - Gross | 750 | | 550 | 1,250 | | | | | | |
| | AR21.202 TOTAL | 1,31,769 | 1,44,125 | 58,435 | 1,48,250 | | AP21.202 TOTAL | 7,400 | 14,000 | 11,000 | 20,000 |
| AR21.203 | Activity Fees | | | | | AP21.203 | Examination Expenses | | | | |
| AR21.203.001 | [0260] Gymkhana Fee | 7,500 | 12,500 | 5,500 | 12,500 | AP21.203.001 | [3470] Printing | 1,620 | 1,000 | 1,000 | 2,000 |
| AR21.203.002 | [0261] Laboratory Fee | 6,000 | 50,000 | 22,000 | 50,000 | AP21.203.002 | [3471] Stationery | 9,129 | 3,000 | 2,865 | 3,150 |
| AR21.203.003 | [0262] Laboratory Breakages | | | | | AP21.203.004 | [3473] Printing Of Question Papers | 2,000 | 3,000 | 2,000 | 3,150 |
| AR21.203.004 | [0263] Internship Fee | 5,000 | 12,500 | 2,000 | 12,500 | AP21.203.006 | [3475] Examination Remuneration | 1,135 | 6,000 | 10,414 | 10,000 |
| AR21.203.007 | [0266] Ph. D. Fee | | | 1,20,000 | 1,20,000 | AP21.203.010 | [3479] Post & Courier Charges | 1,851 | 1,500 | 10,586 | 10,000 |
| AR21.203.041 | [0300] Teaching Aid & Accessories Fee | 3,000 | 6,250 | | | AP21.203.011 | [3480] Travelling Expenses For Exam. | 400 | 2,000 | 4,000 | 2,000 |
| AR21.203.052 | [0311] Seminar & Workshop Fees | | 3,750 | | | AP21.203.024 | [3493] M.Ed Remuneration Expenses | | | | |
| AR21.203.057 | [0316] Lab Deposit | 1,500 | | 5,500 | 12,500 | | | | | | |
| AR21.203.059 | [0318] Miscellaneous For Gymkhana | 1,350 | | 1,050 | 3,750 | | | | | | |
| AR21.203.062 | [0321] Caution Money | 1,700 | 2,500 | 700 | 2,500 | | | | | | |
| AR21.203.079 | [0338] Drawing Fees | | | | | | | | | | |
| AR21.203.096 | [0355] Insurance Fees | 242 | | 242 | 550 | | | | | | |
| | AR21.203 TOTAL | 26,292 | 87,500 | 1,56,992 | 2,14,300 | | AP21.203 TOTAL | 16,135 | 16,500 | 30,865 | 30,300 |
| AR21.204 | Examination Fees | | | | | | | | | | |
| AR21.204.007 | [0377] Passing Certificate Fees | 2,550 | 3,750 | 600 | 3,750 | | | | | | |
| | AR21.204 TOTAL | 2,550 | 3,750 | 600 | 3,750 | | | | | | |
| AR21.206 | Library Fee Payable | | | | | AP21.206 | Seminars & Conferences | | | | |
| AR21.206.001 | [0405] Library Fee | 11,000 | | | | AP21.206.001 | [3515] Seminar Publication | 2,000 | 6,000 | 6,000 | 10,000 |
| | | | | | | AP21.206.002 | [3516] Stationery | 1,000 | 3,000 | | |

| RECEIPTS | | | | | | EXPENDITURE | | | | | |
|--------------|--------------------------------|--|------------------------------|--------------------------------------|------------------------------|-----------------------|--|--|------------------------------|--------------------------------------|------------------------------|
| ALIAS | PARTICULARS | Unaudited Figures For Year 2016 - 2017 | Budget Estimates 2017 - 2018 | Revised Budget Estimates 2017 - 2018 | Budget Estimates 2018 - 2019 | ALIAS | PARTICULARS | Unaudited Figures For Year 2016 - 2017 | Budget Estimates 2017 - 2018 | Revised Budget Estimates 2017 - 2018 | Budget Estimates 2018 - 2019 |
| | AR21.206 TOTAL | 11,000 | | | | AP21.206.003 | [3517] Study Tours | 4,000 | | 4,000 | 7,000 |
| | | | | | | AP21.206.004 | [3518] Memorial Lectures | 3,000 | 6,000 | 5,000 | 7,000 |
| | | | | | | AP21.206.005 | [3519] Publication Working Papers | | | 4,000 | 6,000 |
| | | | | | | AP21.206.006 | [3520] Travelling Expenses | 3,000 | 3,000 | 4,000 | 7,000 |
| | | | | | | AP21.206.007 | [3521] Books & Journals | 3,000 | 2,000 | 3,000 | 4,000 |
| | AR21.206 TOTAL | 11,000 | | | | AP21.206 TOTAL | | 16,000 | 20,000 | 26,000 | 41,000 |
| AR21.207 | Other Fee | | | | | | | | | | |
| AR21.207.001 | [0411] Aptitude Fee | | | | | | | | | | |
| AR21.207.002 | [0412] Fine/ Miscellaneous Fee | 900 | 3,750 | 600 | 3,750 | | | | | | |
| AR21.207.003 | [0413] Magazine Fee | | | | | | | | | | |
| AR21.207.004 | [0414] Co Curricular Fee | 8,500 | 12,500 | 5,500 | 12,500 | | | | | | |
| | AR21.207 TOTAL | 9,400 | 16,250 | 6,100 | 16,250 | | | | | | |
| | | | | | | AP21.208 | Library Expenses | | | | |
| | | | | | | AP21.208.001 | [3540] Journals & Periodicals | | | | 5,000 |
| | | | | | | AP21.208.002 | [3536] Binding Charges | | | | 3,000 |
| | | | | | | AP21.208 TOTAL | | | | | 8,000 |
| | | | | | | AP21.209 | Students' Welfare , Sports & Cultural Activities Expenses | | | | |
| | | | | | | AP21.209.001 | [3550] Annual Social /Cultural | 4,000 | 6,000 | 5,000 | 5,000 |
| | | | | | | AP21.209.002 | [3551] Function & Festival | 2,000 | 2,000 | 2,000 | 3,000 |
| | | | | | | AP21.209 TOTAL | | 6,000 | 8,000 | 7,000 | 8,000 |
| AR21.210 | Ph. D. Fee | | | | | | | | | | |
| | [0464] Eligibility Fee - Gross | 4,250 | 5,000 | 250 | 2,500 | | | | | | |
| | AR21.210 TOTAL | | | | | | | | | | |
| | AR21 TOTAL | 1,83,661 | 2,56,875 | 2,23,987 | 3,89,050 | AP21 TOTAL | | 47,935 | 63,500 | 78,865 | 1,13,300 |
| | | | | | | AP22 | Administrative & General Expenses | | | | |
| | | | | | | AP22.201 | Administrative Expenses | | | | |
| | | | | | | AP22.201.001 | [3601] Advertisement And Publicity | 1,820 | 6,000 | 6,000 | 8,000 |
| | | | | | | AP22.201.002 | [3602] Printing | 1,000 | 2,000 | 2,000 | 3,000 |
| | | | | | | AP22.201.003 | [3603] Stationery | 572 | 7,000 | 7,000 | 10,000 |
| | | | | | | AP22.201.004 | [3604] Paper For Printing | | | | 5,000 |
| | | | | | | AP22.201.005 | [3605] Xeroxing Charges | 592 | 5,000 | 4,000 | 7,000 |
| | | | | | | AP22.201.006 | [3606] Electricity And Power | 6,217 | 10,000 | 5,000 | 10,000 |
| | | | | | | AP22.201.007 | [3607] Telephone And Internet Charges | 11,708 | 15,000 | 33,915 | 36,000 |
| | | | | | | AP22.201.008 | [3608] Postage , Telegram & Courier Charges | 424 | 2,000 | 1,000 | 3,000 |
| | | | | | | AP22.201.009 | [3609] Legal Charges | | | | |
| | | | | | | AP22.201.010 | [3610] Professional Charges | 8,276 | 15,000 | 7,000 | 15,000 |
| | | | | | | AP22.201.011 | [3611] Meeting Expenses | 3,600 | 5,000 | 3,000 | 6,000 |

| RECEIPTS | | | | | | EXPENDITURE | | | | | |
|--------------|---|--|------------------------------|--------------------------------------|------------------------------|--------------|---|--|------------------------------|--------------------------------------|------------------------------|
| ALIAS | PARTICULARS | Unaudited Figures For Year 2016 - 2017 | Budget Estimates 2017 - 2018 | Revised Budget Estimates 2017 - 2018 | Budget Estimates 2018 - 2019 | ALIAS | PARTICULARS | Unaudited Figures For Year 2016 - 2017 | Budget Estimates 2017 - 2018 | Revised Budget Estimates 2017 - 2018 | Budget Estimates 2018 - 2019 |
| | | | | | | AP22.201.013 | [3613] Contingency Expenses | 1,600 | 2,000 | 2,000 | 3,000 |
| | | | | | | AP22.201.016 | [3616] Sanitary Materials | 330 | 2,000 | 2,000 | 3,000 |
| | | | | | | AP22.201.022 | [3622] Bank Charges | 1,537 | 1,500 | 1,500 | 2,000 |
| | | | | | | AP22.201.023 | [3623] Miscellaneous Expenses | 4,520 | 3,000 | 2,845 | 3,000 |
| | | | | | | AP22.201.024 | [3624] Statutory Audit Charges | 5,000 | 5,000 | 5,000 | 10,000 |
| | | | | | | AP22.201.025 | [3625] Internal Audit Charges | 5,000 | 5,000 | 5,000 | 6,000 |
| | | | | | | AP22.201.028 | [3628] Outsourcing Account Work | | 5,000 | 3,000 | 6,000 |
| | | | | | | | AP22.201 TOTAL | 52,196 | 90,500 | 90,260 | 1,36,000 |
| | | | | | | AP22.202 | Travelling And Transportation Expenses | | | | |
| | | | | | | AP22.202.001 | [3645] Ta/Da Expenses Staff | 9,131 | 5,000 | 4,994 | 5,000 |
| | | | | | | | AP22.202 TOTAL | 9,131 | 5,000 | 4,994 | 5,000 |
| | | | | | | AP22.205 | Repairs And Maintenance | | | | |
| | | | | | | AP22.205.001 | [3675] Maintenance Of Office Equipments | 500 | 8,000 | 5,000 | 10,000 |
| | | | | | | AP22.205.002 | [3676] Maintenance Of Furniture & Fixture | 36,183 | | | 5,000 |
| | | | | | | AP22.205.003 | [3677] Maintenance Of Electric Installation | 1,420 | 10,000 | 7,000 | 12,000 |
| | | | | | | AP22.205.004 | [3678] Maintenance Of Hardwares | 10,700 | 5,000 | 5,000 | 6,000 |
| | | | | | | AP22.205.006 | [3680] Maintenance Of AC | | | | |
| | | | | | | AP22.205.007 | [3681] Maintenance Of Telephone | 500 | 1,000 | 1,000 | 2,000 |
| | | | | | | AP22.205.008 | [3682] Maintenance Of Epbax | | | | |
| | | | | | | AP22.205.009 | [3683] Network Maintenance | 16,210 | 3,000 | 3,000 | 5,000 |
| | | | | | | AP22.205.010 | [3684] Antivirus Software | 5,000 | 10,000 | 8,000 | 12,000 |
| | | | | | | AP22.205.011 | [3685] Cleaning Material & Services | 5,401 | 4,000 | 4,060 | 6,000 |
| | | | | | | AP22.205.012 | [3686] Maintenance Of Building | 4,500 | 15,000 | 10,000 | 20,000 |
| | | | | | | AP22.205.014 | [3688] Maintenance Of Water Supply | 1,000 | 2,000 | 2,000 | 3,000 |
| | | | | | | AP22.205.019 | [3693] Maintenance Of Tools & Plants | 1,000 | 5,000 | 2,000 | 6,000 |
| | | | | | | | AP22.205 TOTAL | 82,414 | 63,000 | 47,060 | 87,000 |
| | | | | | | | AP22 TOTAL | 1,43,741 | 1,58,500 | 1,42,314 | 2,28,000 |
| AR31 | Salary Grants | | | | | AP31 | Staff Payments & Benefits | | | | |
| AR31.201 | State Government- Salary Grants (Non Teaching /Teaching Staff Under Sps) | | | | | AP31.201 | Aided Salaries (Teaching Staff Approved Under Sps) | | | | |
| AR31.201.001 | [0485] Salary Grant | 47,34,249 | 45,00,000 | 48,67,380 | 53,54,118 | AP31.201.001 | [3750] Pay & Allowances | 49,06,543 | 45,00,000 | 48,67,380 | 51,58,118 |
| AR31.201.002 | [0486] Arrears Of Salary Grants | 1,72,294 | | | | AP31.201.002 | [3751] Clock Hour Basis / Consolidated | | | | |
| | AR31.201 TOTAL | 49,06,543 | 45,00,000 | 48,67,380 | 53,54,118 | | AP31.201 TOTAL | 49,06,543 | 45,00,000 | 48,67,380 | 51,58,118 |
| | | | | | | AP31.202 | Aided Non Teaching | | | | |
| | | | | | | AP31.202.008 | [3767] Temporary Non Teaching Staff | 1,46,638 | 1,62,000 | 1,62,000 | 1,62,000 |
| | | | | | | | AP31.202 TOTAL | 1,46,638 | 1,62,000 | 1,62,000 | 1,62,000 |
| AR31.203 | SALARY FROM UNIVRSITY FUND | | | | | | | | | | |
| AR31.203.001 | [0510] Salary From University Fund | 1,46,638 | 1,62,000 | 1,62,000 | 1,62,000 | | | | | | |

| RECEIPTS | | | | | | EXPENDITURE | | | | | |
|--------------|--|--|------------------------------|--------------------------------------|------------------------------|--------------|--|--|------------------------------|--------------------------------------|------------------------------|
| ALIAS | PARTICULARS | Unaudited Figures For Year 2016 - 2017 | Budget Estimates 2017 - 2018 | Revised Budget Estimates 2017 - 2018 | Budget Estimates 2018 - 2019 | ALIAS | PARTICULARS | Unaudited Figures For Year 2016 - 2017 | Budget Estimates 2017 - 2018 | Revised Budget Estimates 2017 - 2018 | Budget Estimates 2018 - 2019 |
| | AR31.203 TOTAL | 1,46,638 | 1,62,000 | 1,62,000 | 1,62,000 | | | | | | |
| | | | | | | AP31.204 | Unaided Salaries (Teaching Staff) | | | | |
| | | | | | | AP31.204.002 | [3781] Clock Hour Basis / Consolidated | | | | 1,96,000 |
| | | | | | | | AP31.204 TOTAL | | | | 1,96,000 |
| | AR31 TOTAL | 50,53,181 | 46,62,000 | 50,29,380 | 55,16,118 | | AP31 TOTAL | 50,53,181 | 46,62,000 | 50,29,380 | 55,16,118 |
| AR32 | Other Income | | | | | | | | | | |
| AR32.201 | Income From Holding Events | | | | | | | | | | |
| AR32.201.001 | [7921] Income From Holding Events | | | 20,000 | 40,000 | | | | | | |
| | AR32.201 TOTAL | | | 20,000 | 40,000 | | | | | | |
| AR32.202 | Interest On Saving Accounts | | | | | | | | | | |
| AR32.202.001 | [0520] Interest On Saving Bank Account | 9,000 | 9,000 | 7,025 | 5,000 | | | | | | |
| | AR32.202 TOTAL | 9,000 | 9,000 | 7,025 | 5,000 | | | | | | |
| | AR32 TOTAL | 9,000 | 9,000 | 27,025 | 45,000 | | | | | | |
| AR33 | Income From Investments | | | | | | | | | | |
| AR33.202 | Investment From University Fund | | | | | | | | | | |
| AR33.202.007 | [0627] Interest On Term Deposits With Bank | 7,000 | 14,000 | 18,949 | 15,000 | | | | | | |
| | AR33.202 TOTAL | 7,000 | 14,000 | 18,949 | 15,000 | | | | | | |
| | AR33 TOTAL | 7,000 | 14,000 | 18,949 | 15,000 | | | | | | |
| | Sector A TOTAL | 52,54,967 | 49,45,500 | 53,00,716 | 59,68,293 | | Sector A TOTAL | 52,44,857 | 49,04,000 | 52,70,559 | 59,62,418 |
| Sector B | Agency Budget | | | | | Sector B | Agency Budget | | | | |
| | | | | | | BP06 | Merged Schemes | | | | |
| | | | | | | BP06.109 | Coaching Schemes For Sc/St/Obc (Non-Cremelayer) Minorities:-Coaching For Net Exam. | | | | |
| | | | | | | BP06.109.001 | [4455] Contingency/Hon/Conference /Seminars/Travel/ Books&Jour. | | | | |
| | | | | | | | BP06.109 TOTAL | | | | |
| | | | | | | | BP06 TOTAL | | | | |
| | Sector B TOTAL | | | | | | Sector B TOTAL | | | | |
| Sector D | Deposits And Advances Budget | | | | | Sector D | Deposits And Advances Budget | | | | |
| DR01 | Students Related Deposits | | | | | DP01 | Students Related Deposits | | | | |
| DR01.301 | Library Deposit | | | | | DP01.301 | Library Deposit | | | | |
| DR01.301.001 | [2105] Receipts Of Deposit | 6,000 | 25,500 | 10,500 | 37,500 | DP01.301.001 | [5291] Refund Of Deposit | 6,000 | 25,500 | 10,500 | 37,500 |
| | DR01.301 TOTAL | 6,000 | 25,500 | 10,500 | 37,500 | | DP01.301 TOTAL | 6,000 | 25,500 | 10,500 | 37,500 |
| DR01.302 | Laboratory Deposit | | | | | DP01.302 | Laboratory Deposit | | | | |

| RECEIPTS | | | | | | EXPENDITURE | | | | | |
|--------------|--------------------------------------|---|------------------------------------|---|------------------------------------|--------------|-------------------------------|---|------------------------------------|---|------------------------------------|
| ALIAS | PARTICULARS | Unaudited Figures For Year 2016 - 2017 | Budget Estimates 2017 - 2018 | Revised Budget Estimates 2017 - 2018 | Budget Estimates 2018 - 2019 | ALIAS | PARTICULARS | Unaudited Figures For Year 2016 - 2017 | Budget Estimates 2017 - 2018 | Revised Budget Estimates 2017 - 2018 | Budget Estimates 2018 - 2019 |
| DR01.302.001 | [2110] Receipts Of Deposit | 2,000 | 12,500 | 3,500 | 12,500 | DP01.302.001 | [5295] Refund Of Deposit | 2,000 | 12,500 | 3,500 | 12,500 |
| | DR01.302 TOTAL | 2,000 | 12,500 | 3,500 | 12,500 | | DP01.302 TOTAL | 2,000 | 12,500 | 3,500 | 12,500 |
| DR01.306 | Caution Maoney Deposit | | | | | DP01.306 | Caution Maoney Deposit | | | | |
| DR01.306.001 | [2171] Caution Money Deposit(refund) | 400 | | 700 | 2,500 | DP01.306.001 | [5320] Refund Of Deposit | 400 | | 700 | 2,500 |
| | DR01.306 TOTAL | 400 | | 700 | 2,500 | | DP01.306 TOTAL | 400 | | 700 | 2,500 |
| | DR01 TOTAL | 8,400 | 38,000 | 14,700 | 52,500 | | DP01 TOTAL | 8,400 | 38,000 | 14,700 | 52,500 |
| | Sector D TOTAL | 8,400 | 38,000 | 14,700 | 52,500 | | Sector D TOTAL | 8,400 | 38,000 | 14,700 | 52,500 |
| | 0089 Aided Total | 52,63,367 | 49,83,500 | 53,15,416 | 60,20,793 | | 0089 Aided Total | 52,53,257 | 49,42,000 | 52,85,259 | 60,14,918 |



0386 - Department Of Economics, Pune (Aided)

(Old Aided Code : 2406)

| RECEIPTS | | | | | | EXPENDITURE | | | | | |
|--------------|---|---|------------------------------------|---|------------------------------------|--------------|---|---|------------------------------------|---|------------------------------------|
| ALIAS | PARTICULARS | Unaudited Figures For Year 2016 - 2017 | Budget Estimates 2017 - 2018 | Revised Budget Estimates 2017 - 2018 | Budget Estimates 2018 - 2019 | ALIAS | PARTICULARS | Unaudited Figures For Year 2016 - 2017 | Budget Estimates 2017 - 2018 | Revised Budget Estimates 2017 - 2018 | Budget Estimates 2018 - 2019 |
| Sector A | Capital And Revenue Receipt / Expenditure Budget | | | | | Sector A | Capital And Revenue Receipt / Expenditure Budget | | | | |
| | | | | | | AP03 | Furniture & Fixtures | | | | |
| | | | | | | AP03.101 | Purchase Of Furniture & Fixtures | | | | |
| | | | | | | AP03.101.004 | [3058] Purchase Of Cupboards | 15,000 | 30,000 | 20,000 | 15,000 |
| | | | | | | | AP03.101 TOTAL | 15,000 | 30,000 | 20,000 | 15,000 |
| | | | | | | | AP03 TOTAL | 15,000 | 30,000 | 20,000 | 15,000 |
| | | | | | | AP04 | Equipments | | | | |
| | | | | | | AP04.101 | Purchase Of Equipments | | | | |
| | | | | | | AP04.101.003 | [3087] Purchase Of Equipment | | 25,000 | 15,000 | 10,000 |
| | | | | | | | AP04.101 TOTAL | | 25,000 | 15,000 | 10,000 |
| | | | | | | | AP04 TOTAL | | 25,000 | 15,000 | 10,000 |
| | | | | | | AP07 | Books & Journals | | | | |
| | | | | | | AP07.101 | Purchase Of Books & Journals | | | | |
| | | | | | | AP07.101.001 | [3155] Purchase Of Books & Journals | | 25,000 | 17,170 | 10,000 |
| | | | | | | | AP07.101 TOTAL | | 25,000 | 17,170 | 10,000 |
| | | | | | | | AP07 TOTAL | | 25,000 | 17,170 | 10,000 |
| | | | | | | AP09 | Hardware & Peripherals | | | | |
| | | | | | | AP09.101 | Development Exp. | | | | |
| | | | | | | AP09.101.001 | [3200] Purchase Of Computer | 50,000 | | | 47,000 |
| | | | | | | | AP09.101 TOTAL | 50,000 | | | 47,000 |
| | | | | | | | AP09 TOTAL | 50,000 | | | 47,000 |
| AR10 | Other Development Receipts | | | | | | | | | | |
| AR10.101 | Development Fees | | | | | | | | | | |
| AR10.101.001 | [0111] Development Fees From Student - Institute Share | 2,750 | 5,125 | 2,250 | 4,500 | | | | | | |
| | [0112] Development Fees From Student- University Share | 2,750 | 5,125 | 3,250 | 4,500 | | | | | | |
| | [0113] Development Fee | 5,500 | 10,250 | 5,600 | 9,000 | | | | | | |
| | AR10.101 TOTAL | 2,750 | 5,125 | 2,250 | 4,500 | | | | | | |
| | AR10 TOTAL | 2,750 | 5,125 | 2,250 | 4,500 | | | | | | |
| AR21 | Fees From Students & Colleges | | | | | AP21 | Academic & Activity Expenses | | | | |
| AR21.201 | Academic Receipts - University | | | | | AP21.201 | Academic Expenses | | | | |

| RECEIPTS | | | | | | EXPENDITURE | | | | | |
|--------------|--|---|------------------------------------|---|------------------------------------|--------------|--|---|------------------------------------|---|------------------------------------|
| ALIAS | PARTICULARS | Unaudited Figures For Year 2016 - 2017 | Budget Estimates 2017 - 2018 | Revised Budget Estimates 2017 - 2018 | Budget Estimates 2018 - 2019 | ALIAS | PARTICULARS | Unaudited Figures For Year 2016 - 2017 | Budget Estimates 2017 - 2018 | Revised Budget Estimates 2017 - 2018 | Budget Estimates 2018 - 2019 |
| AR21.201.025 | [0208] Alumni Fees Net | | | | | AP21.201.011 | [3335] Prospectus Expenses | | 1,000 | | 1,000 |
| | [6370] Alumni Fee - Gross | 600 | 1,600 | 1,200 | 1,100 | AP21.201.015 | [3339] Research Journal Expenses | 1,000 | 2,000 | | 1,000 |
| | [6371] Less : 100 % Transfer To University | 600 | 1,600 | 1,200 | 1,100 | AP21.201.016 | [3340] Identity Card Expenses | 2,000 | 2,000 | 2,000 | 2,000 |
| AR21.201.027 | [0210] Centenary Fees Net | | | | | | | | | | |
| | [6372] Centenary Fees - Gross | 2,200 | | | | | | | | | |
| | [6373] Less :100 % Transfer To Univaersity | 2,200 | | | | | | | | | |
| AR21.201.028 | [0211] Subject Association Fee Net | | | | | | | | | | |
| | [6374] Subject Association Fees - Gross | 1,100 | 2,050 | 1,150 | 1,800 | | | | | | |
| | [6375] Less : 100 % Transfer To University | 1,100 | 2,050 | 1,150 | 1,800 | | | | | | |
| AR21.201.029 | [0212] Calandar Fee Net | 660 | | | | | | | | | |
| | [6376] Calender Fees -Gross | 660 | | | | | | | | | |
| | [6377] Less 100% Transfer To University | | | | | | | | | | |
| | AR21.201 TOTAL | 660 | | | | | AP21.201 TOTAL | 3,000 | 5,000 | 2,000 | 4,000 |
| AR21.202 | Academic Receipts -Institution | | | | | AP21.202 | Activity Expenses | | | | |
| AR21.202.001 | [0220] Admission Fee | 4,600 | 9,430 | 5,290 | 8,280 | AP21.202.001 | [3355] Gymkhana Expenses | 2,000 | 3,500 | 3,500 | 3,500 |
| AR21.202.002 | [0221] Tution Fee | 22,000 | 41,000 | 23,000 | 36,000 | AP21.202.003 | [3357] Computer Training Expenses | 11,000 | 20,500 | | |
| AR21.202.003 | [0222] Computer Training Fee | 11,000 | 20,500 | 11,500 | 18,000 | AP21.202.012 | [3366] Field Visit Expenses | | 5,000 | 5,000 | 4,000 |
| AR21.202.004 | [0223] Identity Card Fee | 945 | 1,435 | 805 | 1,260 | AP21.202.013 | [3367] Phd Expenses | 5,000 | 5,000 | 5,000 | 5,000 |
| | [0224] Diary Fee - Gross | 1,100 | | | | AP21.202.019 | [3373] Teaching Aid & Accessories Expenses | 1,500 | 1,500 | | 1,500 |
| | [0225] Diary Fee - Less : 100% Transfer To University | | | | | AP21.202.020 | [3374] Internship Expenses | 2,200 | 3,000 | 3,000 | 3,000 |
| AR21.202.005 | [0226] Diary Fee - Net | 1,100 | | | | AP21.202.021 | [3375] Work Experience Expenses | | 1,000 | | 1,000 |
| | [0227] E-Suvidha Fee - Gross | 1,100 | 2,050 | 1,150 | 1,800 | AP21.202.022 | [3376] Instruction Material Expenses | | 3,000 | | 3,000 |
| | [0228] E-Suvidha - Less : 100% Transfer To University | 1,100 | 2,050 | 1,150 | 1,800 | AP21.202.023 | [3377] Dissertation Expenses | 8,555 | 5,000 | 5,000 | 5,000 |
| AR21.202.006 | [0229] E-Suvidha - Net | | | | | AP21.202.024 | [3378] Project Work Expenses | 2,000 | 2,000 | 1,000 | 2,000 |
| | [0230] Students Welfare Fee - Gross | 1,650 | 3,075 | 1,725 | 2,700 | AP21.202.025 | [3379] Assessment Expenses | | 2,000 | 2,000 | 2,000 |
| | [0231] Students Welfare Fee -Less : Transfer To University | 1,650 | 3,075 | 1,725 | 2,700 | AP21.202.030 | [3384] Binding Charges | 1,500 | 2,000 | 1,000 | 2,000 |
| AR21.202.007 | [0232] Students Welfare Fee - Net | | | | | AP21.202.038 | [3391] Guest Lecture | 2,000 | 5,000 | 4,000 | 4,000 |
| | [0233] Medical Fee - Gross | 770 | 1,435 | 805 | 1,260 | AP21.202.039 | [3392] Naac Expenses | | | | |
| | [0234] Medical Fee-Less : Transfer To University | 770 | 1,435 | 805 | 1,260 | AP21.202.117 | [7745] Patent Registration | 1,600 | 2,500 | | 2,000 |
| AR21.202.008 | [0235] Medical Fee - Net | | | | | | | | | | |
| | [0236] Sports Fee - Gross | 2,200 | 4,100 | 2,300 | 3,600 | | | | | | |
| | [0237] Sports Fee -Less : Transfer To University | 2,200 | 4,100 | 2,300 | 3,600 | | | | | | |
| AR21.202.009 | [0238] Sports Fee - Net | | | | | | | | | | |
| | [0239] Disaster Management Fee - Gross | 210 | 410 | 230 | 360 | | | | | | |

| RECEIPTS | | | | | | EXPENDITURE | | | | | |
|--------------|--|--|------------------------------|--------------------------------------|------------------------------|--------------|-----------------------------|--|------------------------------|--------------------------------------|------------------------------|
| ALIAS | PARTICULARS | Unaudited Figures For Year 2016 - 2017 | Budget Estimates 2017 - 2018 | Revised Budget Estimates 2017 - 2018 | Budget Estimates 2018 - 2019 | ALIAS | PARTICULARS | Unaudited Figures For Year 2016 - 2017 | Budget Estimates 2017 - 2018 | Revised Budget Estimates 2017 - 2018 | Budget Estimates 2018 - 2019 |
| AR21.202.010 | [0240] Disaster Management Fee -Less : 100% Transfer To University [0241] Disaster Management Fee - Net | 210 | 410 | 230 | 360 | | | | | | |
| | [0242] Ashwamedh/ Avishkar/ Indradhanushya Fee - Gross | 660 | 1,230 | 690 | 1,080 | | | | | | |
| | [0243] Ashwamedh/ Avishkar/ Indradhanushya Fee -Less : 100% Transfer To University | 660 | 1,230 | 690 | 1,080 | | | | | | |
| AR21.202.011 | [0244] Ashwamedh/ Avishkar/ Indradhanushya Fee - Net | | | | | | | | | | |
| | [0245] Eligibility Fee -Gross | 2,500 | 6,250 | 1,750 | 6,250 | | | | | | |
| | [0246] Eligibility Fee -Less : 100% Transfer To University | 2,500 | 6,250 | 1,750 | 6,250 | | | | | | |
| AR21.202.012 | [0247] Eligibility Fee -Net | | | | | | | | | | |
| | [0248] Enrolment Fee - Gross | 4,000 | 10,250 | 2,750 | 6,250 | | | | | | |
| | [0249] Enrolment Fee - Less : 100% Transfer To University | 4,000 | 10,250 | 2,750 | 6,250 | | | | | | |
| AR21.202.013 | [0250] Enrolment Fee - Net | | | | | | | | | | |
| | [0251] Examinations - Gross | 37,000 | 65,600 | 44,800 | 64,000 | | | | | | |
| | [0252] Examinations -Less :Transfer To University | 37,000 | 65,600 | 44,800 | 64,000 | | | | | | |
| AR21.202.014 | [0253] Examinations Fee- Net | | | | | | | | | | |
| | [6304] Convocation Fee - Gross | 4,950 | 2,700 | 1,800 | 4,950 | | | | | | |
| | [6305] Convocation Fee -Less : 100% Transfer To University | 4,950 | 2,700 | 1,800 | 4,950 | | | | | | |
| AR21.202.017 | [6306] Convocation Fee - Net | | | | | | | | | | |
| | [6307] Library Fee - Gross | 22,000 | 41,000 | 23,000 | 36,000 | | | | | | |
| | [6308] Library Fee -Less : 100% Transfer To University Library | 22,000 | 41,000 | 23,000 | 36,000 | | | | | | |
| AR21.202.018 | [6309] Library Fee - Net | | | | | | | | | | |
| | [6318] Passing Certificate Fee - Gross | 1,650 | 900 | 600 | 1,950 | | | | | | |
| | [6319] Passing Certificate Fee -Less : 100% Transfer To University | 1,650 | 900 | 600 | 1,950 | | | | | | |
| AR21.202.023 | [6320] Passing Certificate Fee | | | | | | | | | | |
| | [6321] Dissertation Fee - Gross | 1,500 | 4,000 | 3,000 | 2,750 | | | | | | |
| | [6322] Dissertation Fee -Less : 100% Transfer To University | | 4,000 | | | | | | | | |
| AR21.202.024 | [6323] Dissertation Fee - Net | 1,500 | | 3,000 | 2,750 | | | | | | |
| | AR21.202 TOTAL | 41,145 | 72,365 | 43,595 | 66,290 | | AP21.202 TOTAL | 37,355 | 61,000 | 29,500 | 38,000 |
| AR21.203 | Activity Fees | | | | | AR21.203 | Examination Expenses | | | | |
| AR21.203.001 | [0260] Gymkhana Fee | 10,000 | 20,500 | 11,500 | 18,000 | AR21.203.001 | [3470] Printing | | 2,000 | 1,000 | 1,500 |
| AR21.203.004 | [0263] Internship Fee | 3,000 | 8,800 | 6,000 | 5,500 | AR21.203.002 | [3471] Stationery | 1,250 | 5,000 | 3,000 | 2,000 |

| RECEIPTS | | | | | | EXPENDITURE | | | | | |
|--------------|--|---|------------------------------------|---|------------------------------------|--------------|---|---|------------------------------------|---|------------------------------------|
| ALIAS | PARTICULARS | Unaudited Figures For Year 2016 - 2017 | Budget Estimates 2017 - 2018 | Revised Budget Estimates 2017 - 2018 | Budget Estimates 2018 - 2019 | ALIAS | PARTICULARS | Unaudited Figures For Year 2016 - 2017 | Budget Estimates 2017 - 2018 | Revised Budget Estimates 2017 - 2018 | Budget Estimates 2018 - 2019 |
| AR21.203.007 | [0266] Ph. D. Fee | | | | | AP21.203.003 | [3472] Printing Of Answer Books | 500 | 500 | 500 | 500 |
| AR21.203.012 | [0271] Registration Fee | 1,500 | 2,500 | 1,100 | 2,500 | AP21.203.004 | [3473] Printing Of Question Papers | | 500 | 500 | 500 |
| AR21.203.023 | [0282] Department Activity Fee | | | | | AP21.203.005 | [3474] Ph.D Remuneration Expenses | 3,000 | 5,000 | 5,000 | 4,000 |
| AR21.203.037 | [0296] Phd Admission Fee | | | | | AP21.203.006 | [3475] Examination Remuneration | | 2,000 | | 2,000 |
| AR21.203.038 | [0297] Phd Tutition Fee | | | | | AP21.203.009 | [3478] Dissertation Expenses | 1,000 | 1,000 | | 4,000 |
| AR21.203.040 | [0299] Phd Evaluation Fee | | | | | AP21.203.010 | [3479] Post & Courier Charges | 259 | 1,000 | 617 | 1,000 |
| AR21.203.042 | [0301] Ph.D Fine | | | | | AP21.203.011 | [3480] Travelling Expenses For Exam. | 1,000 | 1,000 | 1,000 | 1,000 |
| AR21.203.075 | [0334] T.C. Fees | 500 | 200 | 220 | 360 | AP21.203.013 | [3482] Paper Setting | | 1,000 | | 1,000 |
| AR21.203.096 | [0355] Insurance Fees | 484 | 902 | 506 | 792 | AP21.203.014 | [3483] Evaluation | | 1,000 | 1,000 | 1,000 |
| | | | | | | AP21.203.017 | [3486] Centre Expenses | 1,000 | 2,000 | 1,000 | 2,000 |
| | | | | | | AP21.203.018 | [3487] Other Contingent Expenses | 1,000 | 1,000 | 1,000 | 1,000 |
| | AR21.203 TOTAL | 15,484 | 32,902 | 19,326 | 27,152 | | AP21.203 TOTAL | 9,009 | 23,000 | 14,617 | 21,500 |
| | | | | | | AP21.206 | Seminars & Conferances | | | | |
| | | | | | | AP21.206.001 | [3515] Seminar Publication | | 15,000 | | 5,000 |
| | | | | | | AP21.206.002 | [3516] Stationery | | | | |
| | | | | | | AP21.206.003 | [3517] Study Tours | | 5,000 | | 4,000 |
| | | | | | | AP21.206.004 | [3518] Memorial Lectures | 2,000 | 1,000 | 1,000 | 1,000 |
| | | | | | | AP21.206.006 | [3520] Travelling Expenses | 500 | 3,000 | 3,000 | 5,000 |
| | | | | | | AP21.206.007 | [3521] Books & Journals | | | 2,170 | 2,000 |
| | | | | | | AP21.206.008 | [3522] Honorarium | | | | 4,000 |
| | | | | | | | AP21.206 TOTAL | 2,500 | 24,000 | 6,170 | 21,000 |
| AR21.207 | Other Fee | | | | | | | | | | |
| AR21.207.002 | [0412] Fine/ Miscellaneous Fee | 3,150 | 6,150 | 3,450 | 5,400 | | | | | | |
| | AR21.207 TOTAL | 3,150 | 6,150 | 3,450 | 5,400 | | | | | | |
| | | | | | | AP21.209 | Students' Welfare , Sports & Cultural Activivties Expenses | | | | |
| | | | | | | AP21.209.001 | [3550] Annual Social /Cultural | 2,000 | 2,000 | 1,000 | 2,000 |
| | | | | | | AP21.209.013 | [3562] Workshops & Seminars Expenses | 2,000 | 2,000 | 2,000 | 2,000 |
| | | | | | | AP21.209.014 | [3563] Prize Distribution Function Expenses | 1,000 | 2,000 | 1,000 | 2,000 |
| | | | | | | | AP21.209 TOTAL | 5,000 | 6,000 | 4,000 | 6,000 |
| AR21.210 | Ph. D. Fee | | | | | | | | | | |
| | [0461] Enrolment Fee - Gross | 250 | 500 | | 750 | | | | | | |
| | [0464] Eligibility Fee - Gross | | 1,000 | | 750 | | | | | | |
| | [0465] Eligibility Fee - Less : 100% Transfer To University | | 1,000 | | | | | | | | |
| AR21.210.004 | [0467] Admission Fee | 500 | 1,000 | | 1,500 | | | | | | |
| AR21.210.005 | [0468] Tuition Fee | 1,41,000 | 1,51,500 | 1,03,500 | 1,46,000 | | | | | | |
| AR21.210.007 | [0470] Department Activity Fee | 20,000 | 24,000 | 14,000 | 22,000 | | | | | | |
| | [0471] Caution Deposit - Gross | 600 | 1,000 | | 1,500 | | | | | | |

| RECEIPTS | | | | | | EXPENDITURE | | | | | |
|--------------|--|---|------------------------------------|---|------------------------------------|--------------|---|---|------------------------------------|---|------------------------------------|
| ALIAS | PARTICULARS | Unaudited Figures For Year 2016 - 2017 | Budget Estimates 2017 - 2018 | Revised Budget Estimates 2017 - 2018 | Budget Estimates 2018 - 2019 | ALIAS | PARTICULARS | Unaudited Figures For Year 2016 - 2017 | Budget Estimates 2017 - 2018 | Revised Budget Estimates 2017 - 2018 | Budget Estimates 2018 - 2019 |
| | [0472] Caution Deposit - Less : 100% Refundable To Student | | 1,000 | | | | | | | | |
| AR21.210.008 | [0473] Caution Money Deposit | 1,600 | 2,200 | | | | | | | | |
| | [0474] Library Fee - Gross | 3,000 | 8,000 | 7,000 | 11,000 | | | | | | |
| | [6350] Library Fee - Less : 100% Trf To Central Library | 3,000 | 8,000 | 7,000 | 11,000 | | | | | | |
| AR21.210.010 | [6354] Diary Fee | | | | | | | | | | |
| AR21.210.011 | [6355] Evaluation Fee | 1,000 | 2,000 | | 3,000 | | | | | | |
| | [6356] Library Deposit - Gross | 2,000 | 4,000 | | 6,000 | | | | | | |
| | [6357] Library Deposit - Less : 100% Trf To Central Library | 2,000 | 4,000 | 16,500 | 6,000 | | | | | | |
| | [6365] Registration Fees - Gross | | 2,000 | | 3,000 | | | | | | |
| | [6366] Less : Transfer To University | | 2,000 | | 3,000 | | | | | | |
| | AR21.210 TOTAL | 1,64,100 | 1,80,700 | 1,17,500 | 1,72,500 | | | | | | |
| | AR21 TOTAL | 2,24,539 | 2,92,117 | 1,83,871 | 2,71,342 | | AP21 TOTAL | 56,864 | 1,19,000 | 56,287 | 90,500 |
| | | | | | | AP22 | Administrative & General Expenses | | | | |
| | | | | | | AP22.201 | Administrative Expenses | | | | |
| | | | | | | AP22.201.001 | [3601] Advertisement And Publicity | | 4,000 | | 4,000 |
| | | | | | | AP22.201.002 | [3602] Printing | 3,000 | 3,000 | 2,725 | 3,000 |
| | | | | | | AP22.201.003 | [3603] Stationery | 5,000 | 5,000 | 2,500 | 2,500 |
| | | | | | | AP22.201.004 | [3604] Paper For Printing | 1,000 | 1,000 | 1,000 | 3,000 |
| | | | | | | AP22.201.005 | [3605] Xeroxing Charges | 985 | 3,000 | 2,901 | 4,000 |
| | | | | | | AP22.201.006 | [3606] Electricity And Power | 1,000 | 2,000 | 1,000 | 2,000 |
| | | | | | | AP22.201.007 | [3607] Telephone And Internet Charges | 5,000 | 5,000 | 5,000 | 7,000 |
| | | | | | | AP22.201.008 | [3608] Postage , Telegram & Courier Charges | 2,000 | 2,000 | 1,000 | 2,000 |
| | | | | | | AP22.201.010 | [3610] Professional Charges | 1,000 | 2,000 | 1,000 | 2,000 |
| | | | | | | AP22.201.011 | [3611] Meeting Expenses | 1,000 | 1,000 | 1,000 | 1,000 |
| | | | | | | AP22.201.016 | [3616] Sanitary Materials | 1,500 | 1,500 | 1,000 | 1,000 |
| | | | | | | AP22.201.017 | [3617] Garden Expenditure | 1,000 | 1,000 | 1,000 | 1,000 |
| | | | | | | AP22.201.020 | [3620] Labour Charges | 400 | 1,000 | 1,000 | 1,000 |
| | | | | | | AP22.201.021 | [3621] Pest Control | 1,000 | | 1,000 | 1,000 |
| | | | | | | AP22.201.022 | [3622] Bank Charges | 1,500 | 1,500 | 1,000 | 1,000 |
| | | | | | | AP22.201.023 | [3623] Miscellaneous Expenses | 422 | 3,000 | 1,000 | 2,000 |
| | | | | | | AP22.201.024 | [3624] Statutory Audit Charges | 5,000 | 5,000 | 5,000 | 5,000 |
| | | | | | | AP22.201.025 | [3625] Internal Audit Charges | 5,000 | 5,000 | 5,000 | 5,000 |
| | | | | | | AP22.201.028 | [3628] Outsourcing Account Work | 5,000 | 5,000 | 4,000 | 5,000 |
| | | | | | | AP22.201.029 | [3629] Seminar & Workshop Expenses | | 5,000 | 2,000 | 3,000 |
| | | | | | | | AP22.201 TOTAL | 40,807 | 56,000 | 40,126 | 55,500 |
| | | | | | | AP22.202 | Travelling And Transportation Expenses | | | | |

| RECEIPTS | | | | | | EXPENDITURE | | | | | |
|--------------|---|---|------------------------------------|---|------------------------------------|--------------|---|---|------------------------------------|---|------------------------------------|
| ALIAS | PARTICULARS | Unaudited Figures For Year 2016 - 2017 | Budget Estimates 2017 - 2018 | Revised Budget Estimates 2017 - 2018 | Budget Estimates 2018 - 2019 | ALIAS | PARTICULARS | Unaudited Figures For Year 2016 - 2017 | Budget Estimates 2017 - 2018 | Revised Budget Estimates 2017 - 2018 | Budget Estimates 2018 - 2019 |
| | | | | | | AP22.202.001 | [3645] Ta/Da Expenses Staff | 2,000 | 4,000 | 2,000 | 4,000 |
| | | | | | | AP22.202.002 | [3646] Ta/Da Expenses Meeting | 2,000 | 2,000 | 2,000 | 2,000 |
| | | | | | | AP22.202.003 | [3647] Vehicle Hire Charges | | 2,000 | 1,000 | 1,500 |
| | | | | | | | AP22.202 TOTAL | 4,000 | 8,000 | 5,000 | 7,500 |
| | | | | | | AP22.203 | Insurance & Taxes | | | | |
| | | | | | | AP22.203.001 | [3655] Insurance | 462 | 902 | 506 | 792 |
| | | | | | | | AP22.203 TOTAL | 462 | 902 | 506 | 792 |
| | | | | | | AP22.204 | Outsource Services | | | | |
| | | | | | | AP22.204.001 | [3665] House Keeping Services | | 1,000 | 1,000 | 1,000 |
| | | | | | | | AP22.204 TOTAL | | 1,000 | 1,000 | 1,000 |
| | | | | | | AP22.205 | Repairs And Maintenance | | | | |
| | | | | | | AP22.205.001 | [3675] Maintenance Of Office Equipments | 15,000 | 15,000 | 7,000 | 5,000 |
| | | | | | | AP22.205.002 | [3676] Maintenance Of Furniture & Fixture | 8,000 | 8,000 | 3,000 | 5,000 |
| | | | | | | AP22.205.003 | [3677] Maintenance Of Electric Installation | 1,000 | 1,000 | 1,000 | 1,000 |
| | | | | | | AP22.205.004 | [3678] Maintenance Of Hardwares | 8,000 | 8,000 | 5,000 | 5,000 |
| | | | | | | AP22.205.010 | [3684] Antivirus Software | 4,200 | 5,000 | 2,800 | 5,000 |
| | | | | | | AP22.205.011 | [3685] Cleaning Material & Services | | 1,000 | 1,000 | 1,000 |
| | | | | | | | AP22.205 TOTAL | 36,200 | 38,000 | 19,800 | 22,000 |
| | | | | | | AP22.206 | Other Expenses | | | | |
| | | | | | | AP22.206.004 | [3713] Hospitality & Sumptuary Expenses | 580 | 5,000 | 4,000 | 3,000 |
| | | | | | | AP22.206.008 | [3717] Any Other Contingent Expenses | 1,000 | 1,000 | 1,000 | 1,000 |
| | | | | | | | AP22.206 TOTAL | 1,580 | 6,000 | 5,000 | 4,000 |
| | | | | | | | AP22 TOTAL | 83,049 | 1,09,902 | 71,432 | 90,792 |
| AR31 | Salary Grants | | | | | AP31 | Staff Payments & Benefits | | | | |
| AR31.201 | State Government- Salary Grants (Non Teaching /Teaching Staff Under Sps) | | | | | AP31.201 | Aided Salaries (Teaching Staff Approved Under Sps) | | | | |
| AR31.201.001 | [0485] Salary Grant | 34,53,815 | 30,20,000 | 22,65,110 | 25,00,000 | AP31.201.001 | [3750] Pay & Allowances | 26,11,558 | 19,20,000 | 19,46,683 | 22,00,000 |
| | | | | | | AP31.201.003 | [3752] Vacant Posts | 3,00,000 | 2,50,000 | 3,00,000 | 3,00,000 |
| | | | | | | | AP31.201 TOTAL | 29,11,558 | 21,70,000 | 22,46,683 | 25,00,000 |
| | | | | | | AP31.202 | Aided Non Teaching | | | | |
| | | | | | | AP31.202.001 | [3760] Pay & Allowances | 5,42,257 | 8,50,000 | 18,427 | |
| | | | | | | | AP31.202 TOTAL | 5,42,257 | 8,50,000 | 18,427 | |
| | | | | | | | AP31 TOTAL | 34,53,815 | 30,20,000 | 22,65,110 | 25,00,000 |
| AR32 | Other Income | | | | | | | | | | |
| AR32.202 | Interest On Saving Accounts | | | | | | | | | | |
| AR32.202.001 | [0520] Interest On Saving Bank Account | 11,600 | 15,000 | 5,964 | 6,000 | | | | | | |
| | | | | | | | AR32.202 TOTAL | 11,600 | 15,000 | 5,964 | 6,000 |

| RECEIPTS | | | | | | EXPENDITURE | | | | | |
|--------------|---|---|------------------------------------|---|------------------------------------|--------------|-------------------------------------|---|------------------------------------|---|------------------------------------|
| ALIAS | PARTICULARS | Unaudited Figures For Year 2016 - 2017 | Budget Estimates 2017 - 2018 | Revised Budget Estimates 2017 - 2018 | Budget Estimates 2018 - 2019 | ALIAS | PARTICULARS | Unaudited Figures For Year 2016 - 2017 | Budget Estimates 2017 - 2018 | Revised Budget Estimates 2017 - 2018 | Budget Estimates 2018 - 2019 |
| | AR32 TOTAL | 11,600 | 15,000 | 5,964 | 6,000 | | | | | | |
| AR33 | Income From Investments | | | | | | | | | | |
| AR33.202 | Investment From University Fund | | | | | | | | | | |
| AR33.202.007 | [0627] Interest On Term Deposits With Bank | | | | | | | | | | |
| | AR33.202 TOTAL | | | | | | | | | | |
| | AR33 TOTAL | | | | | | | | | | |
| AR34 | Sale Of Publications | | | | | | | | | | |
| AR34.203 | Sale Of Prospectus & Admission Forms | | | | | | | | | | |
| AR34.203.001 | [0645] Sale Of Prospectus & Admission Forms | | | | | | | | | | |
| | AR34.203 TOTAL | | | | | | | | | | |
| | AR34 TOTAL | | | | | | | | | | |
| | Sector A TOTAL | 36,92,704 | 33,32,242 | 24,57,195 | 27,81,842 | | Sector A TOTAL | 36,58,728 | 33,28,902 | 24,44,999 | 27,63,292 |
| Sector D | Deposits And Advances Budget | | | | | Sector D | Deposits And Advances Budget | | | | |
| DR01 | Students Related Deposits | | | | | DP01 | Students Related Deposits | | | | |
| DR01.301 | Library Deposit | | | | | DP01.301 | Library Deposit | | | | |
| DR01.301.001 | [2105] Receipts Of Deposit | 1,500 | | 16,500 | 37,500 | DP01.301.001 | [5291] Refund Of Deposit | 1,500 | | 16,500 | 37,500 |
| | DR01.301 TOTAL | 1,500 | | 16,500 | 37,500 | | DP01.301 TOTAL | 1,500 | | 16,500 | 37,500 |
| DR01.306 | Caution Maoney Deposit | | | | | DP01.306 | Caution Maoney Deposit | | | | |
| DR01.306.001 | [2171] Caution Money Deposit(refund) | 1,500 | 2,500 | 1,100 | 2,500 | DP01.306.001 | [5320] Refund Of Deposit | 1,500 | 2,500 | 1,100 | 2,500 |
| | DR01.306 TOTAL | 1,500 | 2,500 | 1,100 | 2,500 | | DP01.306 TOTAL | 1,500 | 2,500 | 1,100 | 2,500 |
| | DR01 TOTAL | 3,000 | 2,500 | 17,600 | 40,000 | | DP01 TOTAL | 3,000 | 2,500 | 17,600 | 40,000 |
| | Sector D TOTAL | 3,000 | 2,500 | 17,600 | 40,000 | | Sector D TOTAL | 3,000 | 2,500 | 17,600 | 40,000 |
| | 0386 Aided Total | 36,95,704 | 33,34,742 | 24,74,795 | 28,21,842 | | 0386 Aided Total | 36,61,728 | 33,31,402 | 24,62,599 | 28,03,292 |

0389 - Department Of Marathi, Pune (Aided)

(Old Aided Code : 2404)

| RECEIPTS | | | | | | EXPENDITURE | | | | | |
|--------------|---|---|------------------------------------|---|------------------------------------|--------------|--|---|------------------------------------|---|------------------------------------|
| ALIAS | PARTICULARS | Unaudited Figures For Year 2016 - 2017 | Budget Estimates 2017 - 2018 | Revised Budget Estimates 2017 - 2018 | Budget Estimates 2018 - 2019 | ALIAS | PARTICULARS | Unaudited Figures For Year 2016 - 2017 | Budget Estimates 2017 - 2018 | Revised Budget Estimates 2017 - 2018 | Budget Estimates 2018 - 2019 |
| Sector A | Capital And Revenue Receipt / Expenditure Budget | | | | | Sector A | Capital And Revenue Receipt / Expenditure Budget | | | | |
| | | | | | | AP03 | Furniture & Fixtures | | | | |
| | | | | | | AP03.101 | Purchase Of Furniture & Fixtures | | | | |
| | | | | | | AP03.101.001 | [3065] Purchase Of Furniture | 5,000 | 5,000 | | |
| | | | | | | | AP03.101 TOTAL | 5,000 | 5,000 | | |
| | | | | | | | AP03 TOTAL | 5,000 | 5,000 | | |
| | | | | | | AP07 | Books & Journals | | | | |
| | | | | | | AP07.101 | Purchase Of Books & Journals | | | | |
| | | | | | | AP07.101.001 | [3155] Purchase Of Books & Journals | | 5,000 | | 5,000 |
| | | | | | | | AP07.101 TOTAL | | 5,000 | | 5,000 |
| | | | | | | | AP07 TOTAL | | 5,000 | | 5,000 |
| | | | | | | AP09 | Hardware & Peripherals | | | | |
| | | | | | | AP09.101 | Development Exp. | | | | |
| | | | | | | AP09.101.006 | [3205] Purchase Of Printer | | | | 13,000 |
| | | | | | | | AP09.101 TOTAL | | | | 13,000 |
| | | | | | | | AP09 TOTAL | | | | 13,000 |
| AR10 | Other Development Receipts | | | | | | | | | | |
| AR10.101 | Development Fees | | | | | | | | | | |
| AR10.101.001 | [0111] Development Fees From Student - Institute Share | 2,475 | 4,750 | 2,375 | 2,625 | | | | | | |
| | [0112] Development Fees From Student- University Share | 2,475 | 4,750 | 2,375 | 2,625 | | | | | | |
| | [0113] Development Fee | 4,500 | 9,500 | 4,750 | 5,250 | | | | | | |
| | AR10.101 TOTAL | 2,475 | 4,750 | 2,375 | 2,625 | | | | | | |
| | AR10 TOTAL | 2,475 | 4,750 | 2,375 | 2,625 | | | | | | |
| AR21 | Fees From Students & Colleges | | | | | AR21 | Academic & Activity Expenses | | | | |
| AR21.201 | Academic Receipts - University | | | | | AR21.201 | Academic Expenses | | | | |
| AR21.201.025 | [0208] Alumni Fees Net | | | | | AR21.201.004 | [3328] Student Welfare Expenses/ Student Council Expenses | 1,000 | 1,000 | 1,000 | 1,000 |
| | [6370] Alumni Fee - Gross | 500 | 1,300 | 1,100 | 1,100 | AR21.201.011 | [3335] Prospectus Expenses | | 1,000 | | |
| | [6371] Less : 100 % Transfer To University | 500 | 1,300 | 1,100 | 1,100 | AR21.201.016 | [3340] Identity Card Expenses | 1,000 | 1,000 | 562 | 1,000 |
| AR21.201.027 | [0210] Centenary Fees Net | | | | | | | | | | |
| | [6372] Centenary Fees - Gross | 1,800 | 3,800 | | | | | | | | |

| RECEIPTS | | | | | | EXPENDITURE | | | | | |
|--------------|--|--|------------------------------|--------------------------------------|------------------------------|--------------|-----------------------------------|--|------------------------------|--------------------------------------|------------------------------|
| ALIAS | PARTICULARS | Unaudited Figures For Year 2016 - 2017 | Budget Estimates 2017 - 2018 | Revised Budget Estimates 2017 - 2018 | Budget Estimates 2018 - 2019 | ALIAS | PARTICULARS | Unaudited Figures For Year 2016 - 2017 | Budget Estimates 2017 - 2018 | Revised Budget Estimates 2017 - 2018 | Budget Estimates 2018 - 2019 |
| AR21.201.028 | [6373] Less :100 % Transfer To Univaersity [0211] Subject Association Fee Net | 1,800 | 3,800 | | | | | | | | |
| | [6374] Subject Association Fees - Gross | 950 | 1,650 | 950 | 1,050 | | | | | | |
| AR21.201.029 | [6375] Less : 100 % Transfer To University [0212] Calandar Fee Net | 950 | 1,650 | 950 | 1,050 | | | | | | |
| | [6376] Calender Fees -Gross | 600 | | | | | | | | | |
| | [6377] Less 100% Transfer To University | 600 | | | | | | | | | |
| | AR21.201 TOTAL | 600 | | | | | AP21.201 TOTAL | 2,000 | 3,000 | 1,562 | 2,000 |
| AR21.202 | Academic Receipts -Institution | | | | | AR21.202 | Activity Expenses | | | | |
| AR21.202.001 | [0220] Admission Fee | 3,910 | 8,740 | 3,680 | 4,830 | AR21.202.001 | [3355] Gymkhana Expenses | 2,974 | 2,000 | 1,000 | 1,500 |
| AR21.202.002 | [0221] Tution Fee | 17,000 | 38,000 | 16,000 | 21,000 | AR21.202.003 | [3357] Computer Training Expenses | 18,000 | 19,000 | 9,500 | 10,500 |
| AR21.202.003 | [0222] Computer Training Fee | 9,500 | 19,000 | 9,500 | 10,500 | AR21.202.013 | [3367] Phd Expenses | 1,000 | 1,000 | | |
| AR21.202.004 | [0223] Identity Card Fee | 665 | 1,330 | 665 | 910 | AR21.202.030 | [3384] Binding Charges | 1,000 | 1,000 | 1,000 | 1,000 |
| | [0224] Diary Fee - Gross | 1,000 | | | | AR21.202.033 | [3387] Entertainment Expenses | | 1,000 | | |
| | [0225] Diary Fee - Less : 100% Transfer To University | | | | | AR21.202.039 | [3392] Naac Expenses | | | | |
| AR21.202.005 | [0226] Diary Fee - Net | 1,000 | | | | AR21.202.117 | [7745] Patent Registration | 1,600 | 3,800 | | |
| | [0227] E-Suvidha Fee - Gross | 900 | 1,900 | 950 | 1,050 | | | | | | |
| | [0228] E-Suvidha - Less : 100% Transfer To University | 900 | 1,900 | 950 | 1,050 | | | | | | |
| AR21.202.006 | [0229] E-Suvidha - Net | | | | | | | | | | |
| | [0230] Students Welfare Fee - Gross | 1,350 | 2,850 | 1,425 | 1,575 | | | | | | |
| | [0231] Students Welfare Fee -Less : Transfer To University | 1,350 | 2,850 | 1,425 | 1,575 | | | | | | |
| AR21.202.007 | [0232] Students Welfare Fee - Net | | | | | | | | | | |
| | [0233] Medical Fee - Gross | 630 | 1,330 | 665 | 735 | | | | | | |
| | [0234] Medical Fee-Less : Transfer To University | 630 | 1,330 | 665 | 735 | | | | | | |
| AR21.202.008 | [0235] Medical Fee - Net | | | | | | | | | | |
| | [0236] Sports Fee - Gross | 1,800 | 3,800 | 1,900 | 2,100 | | | | | | |
| | [0237] Sports Fee -Less : Transfer To University | 1,800 | 3,800 | 1,900 | 2,100 | | | | | | |
| AR21.202.009 | [0238] Sports Fee - Net | | | | | | | | | | |
| | [0239] Disaster Management Fee - Gross | 180 | 380 | 190 | 210 | | | | | | |
| | [0240] Disaster Management Fee -Less : 100% Transfer To University | 180 | 380 | 190 | 210 | | | | | | |
| AR21.202.010 | [0241] Disaster Management Fee - Net | | | | | | | | | | |
| | [0242] Ashwamedh/ Avishkar/ Indradhanushya Fee - Gross | 540 | 1,140 | 570 | 630 | | | | | | |

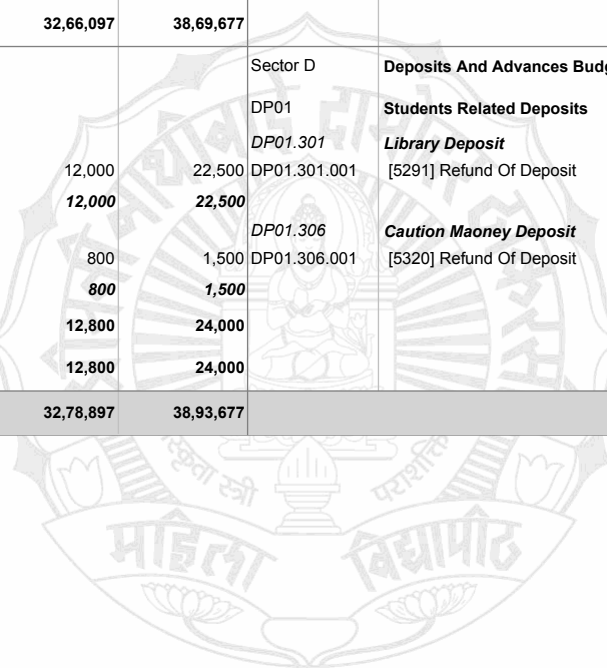
| RECEIPTS | | | | | | EXPENDITURE | | | | | |
|--------------|--|---|------------------------------------|---|------------------------------------|--------------|-----------------------------------|---|------------------------------------|---|------------------------------------|
| ALIAS | PARTICULARS | Unaudited Figures For Year 2016 - 2017 | Budget Estimates 2017 - 2018 | Revised Budget Estimates 2017 - 2018 | Budget Estimates 2018 - 2019 | ALIAS | PARTICULARS | Unaudited Figures For Year 2016 - 2017 | Budget Estimates 2017 - 2018 | Revised Budget Estimates 2017 - 2018 | Budget Estimates 2018 - 2019 |
| AR21.202.011 | [0243] Ashwamedh/ Avishkar/ Indradhanushya Fee -Less : 100% Transfer To University | 540 | 1,140 | 570 | 630 | | | | | | |
| | [0244] Ashwamedh/ Avishkar/ Indradhanushya Fee - Net | | | | | | | | | | |
| | [0245] Eligibility Fee -Gross | 2,250 | 6,250 | 750 | 1,250 | | | | | | |
| AR21.202.012 | [0246] Eligibility Fee -Less : 100% Transfer To University | 2,250 | 6,250 | 750 | 1,250 | | | | | | |
| | [0247] Eligibility Fee -Net | | | | | | | | | | |
| | [0248] Enrolment Fee - Gross | 3,250 | 6,250 | 2,000 | 3,750 | | | | | | |
| AR21.202.013 | [0249] Enrolment Fee - Less : 100% Transfer To University | 3,250 | 6,250 | 2,000 | 3,750 | | | | | | |
| | [0250] Enrolment Fee - Net | | | | | | | | | | |
| | [0251] Examinations - Gross | 28,800 | 60,800 | 31,200 | 33,600 | | | | | | |
| AR21.202.014 | [0252] Examinations -Less :Transfer To University | 28,800 | 60,800 | 31,200 | 33,600 | | | | | | |
| | [0253] Examinations Fee- Net | | | | | | | | | | |
| | [6304] Convocation Fee - Gross | 2,250 | 2,250 | 4,950 | 2,700 | | | | | | |
| AR21.202.017 | [6305] Convocation Fee -Less : 100% Transfer To University | 2,250 | 2,250 | 4,950 | 2,700 | | | | | | |
| | [6306] Convocation Fee - Net | | | | | | | | | | |
| | [6307] Library Fee - Gross | 18,000 | 38,000 | 16,000 | 21,000 | | | | | | |
| AR21.202.018 | [6308] Library Fee -Less : 100% Transfer To University Library | 18,000 | 38,000 | 16,000 | 21,000 | | | | | | |
| | [6309] Library Fee - Net | | | | | | | | | | |
| | [6318] Passing Certificate Fee - Gross | 900 | 750 | 1,650 | 900 | | | | | | |
| AR21.202.023 | [6319] Passing Certificate Fee -Less : 100% Transfer To University | 900 | 750 | 1,650 | 900 | | | | | | |
| | [6320] Passing Certificate Fee | | | | | | | | | | |
| | [6321] Dissertation Fee - Gross | 1,250 | 5,500 | 2,750 | 1,500 | | | | | | |
| AR21.202.024 | [6322] Dissertation Fee -Less : 100% Transfer To University | | | | | | | | | | |
| | [6323] Dissertation Fee - Net | 1,250 | | 2,750 | 1,500 | | | | | | |
| | AR21.202 TOTAL | 33,325 | 67,070 | 32,595 | 38,740 | | AP21.202 TOTAL | 24,574 | 27,800 | 11,500 | 13,000 |
| AR21.203 | Activity Fees | | | | | AP21.203 | Examination Expenses | | | | |
| AR21.203.001 | [0260] Gymkhana Fee | 9,000 | 19,000 | 8,000 | 10,500 | AP21.203.001 | [3470] Printing | | 1,000 | 500 | 1,000 |
| AR21.203.004 | [0263] Internship Fee | 2,500 | 6,500 | 5,500 | 3,000 | AP21.203.002 | [3471] Stationery | 2,000 | 1,000 | 500 | 1,500 |
| AR21.203.007 | [0266] Ph. D. Fee | | | | | AP21.203.003 | [3472] Printing Of Answer Books | | 1,000 | | |
| AR21.203.012 | [0271] Registration Fee | 1,300 | 3,800 | 800 | 1,500 | AP21.203.005 | [3474] Ph.D Remuneration Expenses | 2,000 | 2,000 | | 2,000 |
| AR21.203.023 | [0282] Department Activity Fee | | | | | AP21.203.006 | [3475] Examination Remuneration | 2,000 | 2,000 | 1,000 | 1,500 |
| AR21.203.038 | [0297] Phd Tuton Fee | | | | | AP21.203.007 | [3476] Marksheet Expenses | | 1,000 | | |
| AR21.203.042 | [0301] Ph.D Fine | 2,000 | 2,000 | | | AP21.203.009 | [3478] Dissertation Expenses | | 3,000 | 1,500 | 1,500 |

| RECEIPTS | | | | | | EXPENDITURE | | | | | |
|--------------|---|--|------------------------------|--------------------------------------|------------------------------|--------------|--|--|------------------------------|--------------------------------------|------------------------------|
| ALIAS | PARTICULARS | Unaudited Figures For Year 2016 - 2017 | Budget Estimates 2017 - 2018 | Revised Budget Estimates 2017 - 2018 | Budget Estimates 2018 - 2019 | ALIAS | PARTICULARS | Unaudited Figures For Year 2016 - 2017 | Budget Estimates 2017 - 2018 | Revised Budget Estimates 2017 - 2018 | Budget Estimates 2018 - 2019 |
| AR21.203.075 | [0334] T.C. Fees | 60 | 500 | | | AP21.203.010 | [3479] Post & Courier Charges | 1,785 | 1,000 | 500 | 500 |
| AR21.203.096 | [0355] Insurance Fees | 418 | 836 | 418 | 462 | AP21.203.011 | [3480] Travelling Expenses For Exam. | | 1,000 | 1,000 | 1,000 |
| | | | | | | AP21.203.013 | [3482] Paper Setting | | 1,000 | | |
| | | | | | | AP21.203.014 | [3483] Evaluation | | 1,000 | | |
| | AR21.203 TOTAL | 15,278 | 32,636 | 14,718 | 15,462 | | AP21.203 TOTAL | 7,785 | 15,000 | 5,000 | 9,000 |
| AR21.207 | Other Fee | | | | | | | | | | |
| AR21.207.002 | [0412] Fine/ Miscellaneous Fee | 12,450 | 5,700 | 2,850 | 3,150 | AP21.208 | Library Expenses | | | | |
| | AR21.207 TOTAL | 12,450 | 5,700 | 2,850 | 3,150 | AP21.208.002 | [3536] Binding Charges | | | | |
| | | | | | | | AP21.208 TOTAL | | | | |
| | | | | | | AP21.209 | Students' Welfare , Sports & Cultural Activivities Expenses | | | | |
| | | | | | | AP21.209.001 | [3550] Annual Social /Cultural | 1,500 | 1,500 | 1,500 | 1,500 |
| | | | | | | AP21.209.002 | [3551] Function & Festival | | 1,000 | | |
| | | | | | | AP21.209.007 | [3556] Co-Curriculum Activity Expenses | 1,000 | 1,000 | 1,000 | 1,000 |
| | | | | | | AP21.209.013 | [3562] Workshops & Seminars Expenses | 1,500 | 1,500 | 1,000 | 1,000 |
| | | | | | | AP21.209.017 | [3566] Students Council Expenses | | 1,000 | 1,000 | 1,000 |
| | | | | | | | AP21.209 TOTAL | 4,000 | 6,000 | 4,500 | 4,500 |
| AR21.210 | Ph. D. Fee | | | | | | | | | | |
| | [0461] Enrolment Fee - Gross | | | | 1,250 | | | | | | |
| | [0462] Enrolment Fee - Less : 100% Transfer To University | | | | 1,250 | | | | | | |
| AR21.210.002 | [0463] Enrolment Fee Net | | | | | | | | | | |
| | [0464] Eligibility Fee - Gross | | | | 1,250 | | | | | | |
| | [0465] Eligibility Fee - Less : 100% Transfer To University | | | | 1,250 | | | | | | |
| AR21.210.003 | [0466] Eligibility Fee Net | | | | | | | | | | |
| AR21.210.004 | [0467] Admission Fee | | | | 2,500 | | | | | | |
| AR21.210.005 | [0468] Tuition Fee | 10,100 | | | 15,000 | | | | | | |
| AR21.210.007 | [0470] Department Activity Fee | 2,000 | | | 5,000 | | | | | | |
| | [0471] Caution Deposit - Gross | | | | 2,500 | | | | | | |
| | [0472] Caution Deposit - Less : 100% Refundable To Student | | | | 2,500 | | | | | | |
| | [0474] Library Fee - Gross | 1,400 | | | 5,000 | | | | | | |
| | [6350] Library Fee - Less : 100% Trf To Central Library | 1,400 | | | 5,000 | | | | | | |
| AR21.210.011 | [6355] Evaluation Fee | | | | 5,000 | | | | | | |
| | [6356] Library Deposit - Gross | 27,000 | 37,500 | | 10,000 | | | | | | |
| | [6357] Library Deposit - Less : 100% Trf To Central Library | 27,000 | 37,500 | | 10,000 | | | | | | |

| RECEIPTS | | | | | EXPENDITURE | | | | | | |
|--------------|--------------------------------------|---|------------------------------------|---|------------------------------------|--------------|--|---|------------------------------------|---|------------------------------------|
| ALIAS | PARTICULARS | Unaudited Figures For Year 2016 - 2017 | Budget Estimates 2017 - 2018 | Revised Budget Estimates 2017 - 2018 | Budget Estimates 2018 - 2019 | ALIAS | PARTICULARS | Unaudited Figures For Year 2016 - 2017 | Budget Estimates 2017 - 2018 | Revised Budget Estimates 2017 - 2018 | Budget Estimates 2018 - 2019 |
| AR21.210.013 | [6359] Late Fee (Income) | 9,600 | | | | | | | | | |
| | [6365] Registration Fees - Gross | | | | 5,000 | | | | | | |
| | [6366] Less : Transfer To University | | | | 5,000 | | | | | | |
| | AR21.210 TOTAL | 21,700 | | | 27,500 | | | | | | |
| | AR21 TOTAL | 83,353 | 1,05,406 | 50,163 | 84,852 | | AP21 TOTAL | 38,359 | 51,800 | 22,562 | 28,500 |
| | | | | | | AP22 | Administrative & General Expenses | | | | |
| | | | | | | AP22.201 | Administrative Expenses | | | | |
| | | | | | | AP22.201.001 | [3601] Advertisement And Publicity | | 2,000 | | |
| | | | | | | AP22.201.002 | [3602] Printing | | 2,000 | 1,000 | 1,500 |
| | | | | | | AP22.201.003 | [3603] Stationery | 3,000 | 3,000 | 1,700 | 3,000 |
| | | | | | | AP22.201.004 | [3604] Paper For Printing | | 1,000 | 1,000 | 1,000 |
| | | | | | | AP22.201.005 | [3605] Xeroxing Charges | 151 | 2,000 | 391 | 1,000 |
| | | | | | | AP22.201.006 | [3606] Electricity And Power | 280 | 2,000 | | |
| | | | | | | AP22.201.007 | [3607] Telephone And Internet Charges | 1,000 | 1,000 | | |
| | | | | | | AP22.201.008 | [3608] Postage , Telegram & Courier Charges | 2,000 | 2,000 | 1,220 | 2,000 |
| | | | | | | AP22.201.011 | [3611] Meeting Expenses | 1,000 | 1,500 | 1,000 | 1,500 |
| | | | | | | AP22.201.014 | [3614] News Paper, Periodicals (Magaziens & Journals) | | 1,000 | 500 | 1,000 |
| | | | | | | AP22.201.015 | [3615] Uniform To Peons | | | | |
| | | | | | | AP22.201.016 | [3616] Sanitary Materials | | 1,000 | 1,000 | 1,000 |
| | | | | | | AP22.201.017 | [3617] Garden Expenditure | | 500 | 100 | 500 |
| | | | | | | AP22.201.021 | [3621] Pest Control | | 500 | 500 | 500 |
| | | | | | | AP22.201.022 | [3622] Bank Charges | 1,000 | 1,000 | 243 | 500 |
| | | | | | | AP22.201.023 | [3623] Miscellaneous Expenses | 1,500 | 1,500 | 1,000 | 1,500 |
| | | | | | | AP22.201.024 | [3624] Statutory Audit Charges | 5,000 | 5,000 | 5,000 | 5,000 |
| | | | | | | AP22.201.025 | [3625] Internal Audit Charges | 5,000 | 5,000 | 5,000 | 5,000 |
| | | | | | | AP22.201.028 | [3628] Outsourcing Account Work | 5,000 | 5,000 | | |
| | | | | | | | AP22.201 TOTAL | 24,931 | 37,000 | 19,654 | 25,000 |
| | | | | | | AP22.202 | Travelling And Transportation Expenses | | | | |
| | | | | | | AP22.202.001 | [3645] Ta/Da Expenses Staff | 448 | 2,000 | 3,897 | 3,500 |
| | | | | | | AP22.202.002 | [3646] Ta/Da Expenses Meeting | 1,000 | 1,000 | 500 | 1,000 |
| | | | | | | | AP22.202 TOTAL | 1,448 | 3,000 | 4,397 | 4,500 |
| | | | | | | AP22.203 | Insurance & Taxes | | | | |
| | | | | | | AP22.203.001 | [3655] Insurance | 396 | 836 | 418 | 462 |
| | | | | | | AP22.203.002 | [3656] Rates And Taxes | 2,000 | 2,000 | 1,500 | 2,000 |
| | | | | | | | AP22.203 TOTAL | 2,396 | 2,836 | 1,918 | 2,462 |
| | | | | | | AP22.204 | Outsource Services | | | | |
| | | | | | | AP22.204.001 | [3665] House Keeping Services | | 1,500 | 1,000 | 1,500 |

| RECEIPTS | | | | | | EXPENDITURE | | | | | |
|--------------|---|---|------------------------------------|---|------------------------------------|--------------|---|---|------------------------------------|---|------------------------------------|
| ALIAS | PARTICULARS | Unaudited Figures For Year 2016 - 2017 | Budget Estimates 2017 - 2018 | Revised Budget Estimates 2017 - 2018 | Budget Estimates 2018 - 2019 | ALIAS | PARTICULARS | Unaudited Figures For Year 2016 - 2017 | Budget Estimates 2017 - 2018 | Revised Budget Estimates 2017 - 2018 | Budget Estimates 2018 - 2019 |
| | | | | | | | AP22.204 TOTAL | | 1,500 | 1,000 | 1,500 |
| | | | | | | AP22.205 | Repairs And Maintenance | | | | |
| | | | | | | AP22.205.001 | [3675] Maintenance Of Office Equipments | 1,000 | 2,000 | 500 | 2,000 |
| | | | | | | AP22.205.002 | [3676] Maintenance Of Furniture & Fixture | 1,500 | 1,500 | | 1,000 |
| | | | | | | AP22.205.004 | [3678] Maintenance Of Hardwares | 1,500 | 1,500 | | 1,500 |
| | | | | | | AP22.205.010 | [3684] Antivirus Software | 1,000 | 1,000 | 1,000 | 1,000 |
| | | | | | | AP22.205.011 | [3685] Cleaning Material & Services | 1,000 | 1,000 | 1,000 | 1,000 |
| | | | | | | AP22.205.026 | [3700] Emergency & Unforeseen Repairs | 500 | 500 | 500 | 500 |
| | | | | | | | AP22.205 TOTAL | 6,500 | 7,500 | 3,000 | 7,000 |
| | | | | | | AP22.206 | Other Expenses | | | | |
| | | | | | | AP22.206.004 | [3713] Hospitality & Sumptuary Expenses | 885 | 1,500 | 1,000 | 1,500 |
| | | | | | | AP22.206.008 | [3717] Any Other Contingent Expenses | 1,000 | 1,000 | 500 | 1,000 |
| | | | | | | | AP22.206 TOTAL | 1,885 | 2,500 | 1,500 | 2,500 |
| | | | | | | | AP22 TOTAL | 37,160 | 54,336 | 31,469 | 42,962 |
| AR31 | Salary Grants | | | | | AP31 | Staff Payments & Benefits | | | | |
| AR31.201 | State Government- Salary Grants (Non Teaching /Teaching Staff Under Sps) | | | | | AP31.201 | Aided Salaries (Teaching Staff Approved Under Sps) | | | | |
| AR31.201.001 | [0485] Salary Grant | 39,38,116 | 35,00,000 | 29,95,263 | 33,75,000 | AP31.201.001 | [3750] Pay & Allowances | 33,85,847 | 25,45,000 | 25,40,044 | 29,00,000 |
| | | | | | | AP31.201.003 | [3752] Vacant Posts | 2,00,000 | 2,00,000 | 2,13,900 | 4,03,200 |
| | AR31.201 TOTAL | 39,38,116 | 35,00,000 | 29,95,263 | 33,75,000 | | AP31.201 TOTAL | 35,85,847 | 27,45,000 | 27,53,944 | 33,03,200 |
| | | | | | | AP31.202 | Aided Non Teaching | | | | |
| | | | | | | AP31.202.001 | [3760] Pay & Allowances | 3,52,269 | 7,55,000 | 4,55,219 | 4,75,000 |
| | | | | | | | AP31.202 TOTAL | 3,52,269 | 7,55,000 | 4,55,219 | 4,75,000 |
| AR31.203 | SALARY FROM UNIVRSITY FUND | | | | | AP31.205 | Un Aided Non Teaching | | | | |
| AR31.203.001 | [0510] Salary From University Fund | 1,50,000 | 1,00,000 | 2,13,900 | 4,03,200 | AP31.205.008 | [3807] Temp. Non Teaching Staff | 1,50,000 | 1,00,000 | | |
| | AR31.203 TOTAL | 1,50,000 | 1,00,000 | 2,13,900 | 4,03,200 | | AP31.205 TOTAL | 1,50,000 | 1,00,000 | | |
| | AR31 TOTAL | 40,88,116 | 36,00,000 | 32,09,163 | 37,78,200 | | AP31 TOTAL | 40,88,116 | 36,00,000 | 32,09,163 | 37,78,200 |
| AR32 | Other Income | | | | | | | | | | |
| AR32.202 | Interest On Saving Accounts | | | | | | | | | | |
| AR32.202.001 | [0520] Interest On Saving Bank Account | 7,700 | 8,500 | 4,396 | 4,000 | | | | | | |
| | AR32.202 TOTAL | 7,700 | 8,500 | 4,396 | 4,000 | | | | | | |
| | AR32 TOTAL | 7,700 | 8,500 | 4,396 | 4,000 | | | | | | |
| AR33 | Income From Investments | | | | | | | | | | |
| AR33.202 | Investment From University Fund | | | | | | | | | | |

| RECEIPTS | | | | | | EXPENDITURE | | | | | |
|--------------|---|---|------------------------------------|---|------------------------------------|--------------|-------------------------------------|---|------------------------------------|---|------------------------------------|
| ALIAS | PARTICULARS | Unaudited Figures For Year 2016 - 2017 | Budget Estimates 2017 - 2018 | Revised Budget Estimates 2017 - 2018 | Budget Estimates 2018 - 2019 | ALIAS | PARTICULARS | Unaudited Figures For Year 2016 - 2017 | Budget Estimates 2017 - 2018 | Revised Budget Estimates 2017 - 2018 | Budget Estimates 2018 - 2019 |
| AR33.202.007 | [0627] Interest On Term Deposits With Bank | | | | | | | | | | |
| | AR33.202 TOTAL | | | | | | | | | | |
| | AR33 TOTAL | | | | | | | | | | |
| AR34 | Sale Of Publications | | | | | | | | | | |
| AR34.203 | Sale Of Prospectus & Admission Forms | | | | | | | | | | |
| AR34.203.001 | [0645] Sale Of Prospectus & Admission Forms | | | | | | | | | | |
| | AR34.203 TOTAL | | | | | | | | | | |
| | AR34 TOTAL | | | | | | | | | | |
| | Sector A TOTAL | 41,81,644 | 37,18,656 | 32,66,097 | 38,69,677 | | Sector A TOTAL | 41,68,635 | 37,16,136 | 32,63,194 | 38,67,662 |
| Sector D | Deposits And Advances Budget | | | | | Sector D | Deposits And Advances Budget | | | | |
| DR01 | Students Related Deposits | | | | | DP01 | Students Related Deposits | | | | |
| DR01.301 | Library Deposit | | | | | DP01.301 | Library Deposit | | | | |
| DR01.301.001 | [2105] Receipts Of Deposit | 1,500 | | 12,000 | 22,500 | DP01.301.001 | [5291] Refund Of Deposit | 1,500 | | 12,000 | 22,500 |
| | DR01.301 TOTAL | 1,500 | | 12,000 | 22,500 | | DP01.301 TOTAL | 1,500 | | 12,000 | 22,500 |
| DR01.306 | Caution Maoney Deposit | | | | | DP01.306 | Caution Maoney Deposit | | | | |
| DR01.306.001 | [2171] Caution Money Deposit(refund) | 1,400 | 2,500 | 800 | 1,500 | DP01.306.001 | [5320] Refund Of Deposit | 1,400 | 2,500 | 800 | 1,500 |
| | DR01.306 TOTAL | 1,400 | 2,500 | 800 | 1,500 | | DP01.306 TOTAL | 1,400 | 2,500 | 800 | 1,500 |
| | DR01 TOTAL | 2,900 | 2,500 | 12,800 | 24,000 | | DP01 TOTAL | 2,900 | 2,500 | 12,800 | 24,000 |
| | Sector D TOTAL | 2,900 | 2,500 | 12,800 | 24,000 | | Sector D TOTAL | 2,900 | 2,500 | 12,800 | 24,000 |
| | 0389 Aided Total | 41,84,544 | 37,21,156 | 32,78,897 | 38,93,677 | | 0389 Aided Total | 41,71,535 | 37,18,636 | 32,75,994 | 38,91,662 |



0390 - Department Of Hindi, Pune (Aided)

(Old Aided Code : 2403)

| RECEIPTS | | | | | | EXPENDITURE | | | | | |
|--------------|---|---|------------------------------------|---|------------------------------------|--------------|--|---|------------------------------------|---|------------------------------------|
| ALIAS | PARTICULARS | Unaudited Figures For Year 2016 - 2017 | Budget Estimates 2017 - 2018 | Revised Budget Estimates 2017 - 2018 | Budget Estimates 2018 - 2019 | ALIAS | PARTICULARS | Unaudited Figures For Year 2016 - 2017 | Budget Estimates 2017 - 2018 | Revised Budget Estimates 2017 - 2018 | Budget Estimates 2018 - 2019 |
| Sector A | Capital And Revenue Receipt / Expenditure Budget | | | | | Sector A | Capital And Revenue Receipt / Expenditure Budget | | | | |
| | | | | | | AP03 | Furniture & Fixtures | | | | |
| | | | | | | AP03.101 | Purchase Of Furniture & Fixtures | | | | |
| | | | | | | AP03.101.001 | [3065] Purchase Of Furniture | | 20,000 | 25,000 | 40,000 |
| | | | | | | | AP03.101 TOTAL | | 20,000 | 25,000 | 40,000 |
| | | | | | | | AP03 TOTAL | | 20,000 | 25,000 | 40,000 |
| | | | | | | AP04 | Equipments | | | | |
| | | | | | | AP04.101 | Purchase Of Equipments | | | | |
| | | | | | | AP04.101.003 | [3087] Purchase Of Equipment | 5,000 | 10,000 | 15,000 | 53,000 |
| | | | | | | | AP04.101 TOTAL | 5,000 | 10,000 | 15,000 | 53,000 |
| | | | | | | | AP04 TOTAL | 5,000 | 10,000 | 15,000 | 53,000 |
| | | | | | | AP07 | Books & Journals | | | | |
| | | | | | | AP07.101 | Purchase Of Books & Journals | | | | |
| | | | | | | AP07.101.001 | [3155] Purchase Of Books & Journals | 20,000 | 20,000 | 20,000 | 25,000 |
| | | | | | | | AP07.101 TOTAL | 20,000 | 20,000 | 20,000 | 25,000 |
| | | | | | | | AP07 TOTAL | 20,000 | 20,000 | 20,000 | 25,000 |
| AR10 | Other Development Receipts | | | | | | | | | | |
| AR10.101 | Development Fees | | | | | | | | | | |
| AR10.101.001 | [0111] Development Fees From Student - Institute Share | 2,750 | 4,125 | 2,875 | 5,375 | | | | | | |
| | [0112] Development Fees From Student- University Share | 2,750 | | 2,875 | 5,375 | | | | | | |
| | [0113] Development Fee | 5,500 | 8,250 | 5,750 | 10,750 | | | | | | |
| | AR10.101 TOTAL | 2,750 | 4,125 | 2,875 | 5,375 | | | | | | |
| | AR10 TOTAL | 2,750 | 4,125 | 2,875 | 5,375 | | | | | | |
| AR21 | Fees From Students & Colleges | | | | | AP21 | Academic & Activity Expenses | | | | |
| AR21.201 | Academic Receipts - University | | | | | AP21.201 | Academic Expenses | | | | |
| AR21.201.025 | [0208] Alumni Fees Net | | | | | AP21.201.001 | [3325] Admission Expenses | 500 | 500 | | 500 |
| | [6370] Alumni Fee - Gross | 1,300 | 800 | 500 | 1,800 | AP21.201.004 | [3328] Student Welfare Expenses/ Student Council Expenses | 1,500 | 1,500 | 1,000 | 1,500 |
| | [6371] Less : 100 % Transfer To University | 1,300 | 800 | 500 | 1,800 | AP21.201.010 | [3334] Phd Enterance Test | 1,000 | 2,000 | | 1,000 |
| | [6372] Centenary Fees - Gross | 2,100 | | | | AP21.201.011 | [3335] Prospectus Expenses | 500 | 500 | | |
| | [6373] Less :100 % Transfer To Univaersity | 2,100 | | | | AP21.201.015 | [3339] Research Journal Expenses | 500 | 500 | | |

| RECEIPTS | | | | | | EXPENDITURE | | | | | |
|--------------|--|--|------------------------------|--------------------------------------|------------------------------|--------------|--|--|------------------------------|--------------------------------------|------------------------------|
| ALIAS | PARTICULARS | Unaudited Figures For Year 2016 - 2017 | Budget Estimates 2017 - 2018 | Revised Budget Estimates 2017 - 2018 | Budget Estimates 2018 - 2019 | ALIAS | PARTICULARS | Unaudited Figures For Year 2016 - 2017 | Budget Estimates 2017 - 2018 | Revised Budget Estimates 2017 - 2018 | Budget Estimates 2018 - 2019 |
| | [6376] Calender Fees -Gross | | | | | AP21.201.016 | [3340] Identity Card Expenses | 1,500 | 2,000 | 805 | 1,500 |
| | [6377] Less 100% Transfer To University | | | | | | | | | | |
| | AR21.201 TOTAL | | | | | | AP21.201 TOTAL | 5,500 | 7,000 | 1,805 | 4,500 |
| AR21.202 | Academic Receipts -Institution | | | | | AP21.202 | Activity Expenses | | | | |
| AR21.202.001 | [0220] Admission Fee | 5,290 | 7,590 | 5,290 | 9,890 | AP21.202.001 | [3355] Gymkhana Expenses | 2,974 | 2,500 | 2,000 | 3,000 |
| AR21.202.002 | [0221] Tution Fee | 41,000 | 33,000 | 23,000 | 43,000 | AP21.202.003 | [3357] Computer Training Expenses | 10,500 | 16,500 | 3,000 | 10,000 |
| AR21.202.003 | [0222] Computer Training Fee | 10,000 | 16,500 | 11,500 | 21,500 | AP21.202.012 | [3366] Field Visit Expenses | | 3,000 | 3,000 | 5,000 |
| AR21.202.004 | [0223] Identity Card Fee | 840 | 1,155 | 805 | 1,505 | AP21.202.013 | [3367] Phd Expenses | 1,500 | 5,000 | 1,000 | 3,500 |
| | [0224] Diary Fee - Gross | 1,100 | | | | AP21.202.019 | [3373] Teaching Aid & Accessories Expenses | 500 | 500 | 500 | 1,000 |
| | [0225] Diary Fee - Less : 100% Transfer To University | | | | | AP21.202.030 | [3384] Binding Charges | 500 | 500 | 500 | 1,000 |
| AR21.202.005 | [0226] Diary Fee - Net | 1,100 | | | | AP21.202.033 | [3387] Entertainment Expenses | 500 | 500 | 500 | 2,500 |
| | [0227] E-Suvidha Fee - Gross | 1,100 | 1,650 | 1,150 | 2,150 | AP21.202.034 | [3388] Awards & Prizes | | 1,000 | 2,500 | 2,500 |
| | [0228] E-Suvidha - Less : 100% Transfer To University | 1,100 | 1,650 | 1,150 | 2,150 | AP21.202.039 | [3392] Naac Expenses | | | | |
| AR21.202.006 | [0229] E-Suvidha - Net | | | | | AP21.202.117 | [7745] Patent Registration | 800 | 2,500 | | |
| | [0230] Students Welfare Fee - Gross | 1,575 | 2,475 | 1,725 | 3,225 | | | | | | |
| | [0231] Students Welfare Fee -Less : Transfer To University | 1,575 | 2,475 | 1,725 | 3,225 | | | | | | |
| AR21.202.007 | [0232] Students Welfare Fee - Net | | | | | | | | | | |
| | [0233] Medical Fee - Gross | 770 | 1,155 | 805 | 1,505 | | | | | | |
| | [0234] Medical Fee-Less : Transfer To University | 770 | 1,155 | 805 | 1,505 | | | | | | |
| AR21.202.008 | [0235] Medical Fee - Net | | | | | | | | | | |
| | [0236] Sports Fee - Gross | 2,200 | 3,300 | 2,300 | 4,300 | | | | | | |
| | [0237] Sports Fee -Less : Transfer To University | 2,200 | 3,300 | 2,300 | 4,300 | | | | | | |
| AR21.202.009 | [0238] Sports Fee - Net | | | | | | | | | | |
| | [0239] Disaster Management Fee - Gross | 220 | 330 | 230 | 430 | | | | | | |
| | [0240] Disaster Management Fee -Less : 100% Transfer To University | 220 | 330 | 230 | 430 | | | | | | |
| AR21.202.010 | [0241] Disaster Management Fee - Net | | | | | | | | | | |
| | [0242] Ashwamedh/ Avishkar/ Indradhanushya Fee - Gross | 660 | 990 | 690 | 1,290 | | | | | | |
| | [0243] Ashwamedh/ Avishkar/ Indradhanushya Fee -Less : 100% Transfer To University | 660 | 990 | 690 | 1,290 | | | | | | |
| AR21.202.011 | [0244] Ashwamedh/ Avishkar/ Indradhanushya Fee - Net | | | | | | | | | | |
| | [0245] Eligibility Fee -Gross | 2,000 | 6,250 | 4,500 | 6,250 | | | | | | |
| | [0246] Eligibility Fee -Less : 100% Transfer To University | 2,000 | 6,250 | 4,500 | 6,250 | | | | | | |

| RECEIPTS | | | | | | EXPENDITURE | | | | | |
|--------------|--|--|------------------------------|--------------------------------------|------------------------------|--------------|--------------------------------------|--|------------------------------|--------------------------------------|------------------------------|
| ALIAS | PARTICULARS | Unaudited Figures For Year 2016 - 2017 | Budget Estimates 2017 - 2018 | Revised Budget Estimates 2017 - 2018 | Budget Estimates 2018 - 2019 | ALIAS | PARTICULARS | Unaudited Figures For Year 2016 - 2017 | Budget Estimates 2017 - 2018 | Revised Budget Estimates 2017 - 2018 | Budget Estimates 2018 - 2019 |
| AR21.202.012 | [0247] Eligibility Fee -Net | | | | | | | | | | |
| | [0248] Enrolment Fee - Gross | 2,000 | 6,250 | 4,500 | 6,250 | | | | | | |
| | [0249] Enrolment Fee - Less : 100% Transfer To University | 2,000 | 6,250 | 4,500 | 6,250 | | | | | | |
| AR21.202.013 | [0250] Enrolment Fee - Net | | | | | | | | | | |
| | [0251] Examinations - Gross | 35,200 | 52,800 | 37,600 | 68,800 | | | | | | |
| | [0252] Examinations -Less :Transfer To University | 35,200 | 52,800 | 37,600 | 68,800 | | | | | | |
| AR21.202.014 | [0253] Examinations Fee- Net | | | | | | | | | | |
| | [6304] Convocation Fee - Gross | 5,850 | 3,600 | 7,100 | 8,100 | | | | | | |
| | [6305] Convocation Fee -Less : 100% Transfer To University | 5,850 | 3,600 | 7,100 | 8,100 | | | | | | |
| AR21.202.017 | [6306] Convocation Fee - Net | | | | | | | | | | |
| | [6307] Library Fee - Gross | 21,000 | 33,000 | 23,000 | 43,000 | | | | | | |
| | [6308] Library Fee -Less : 100% Transfer To University Library | 21,000 | 33,000 | 23,000 | 43,000 | | | | | | |
| AR21.202.018 | [6309] Library Fee - Net | | | | | | | | | | |
| | [6318] Passing Certificate Fee - Gross | 2,100 | 1,200 | 1,800 | 2,700 | | | | | | |
| | [6319] Passing Certificate Fee -Less : 100% Transfer To University | 2,100 | 1,200 | 1,800 | 2,700 | | | | | | |
| AR21.202.023 | [6320] Passing Certificate Fee | | | | | | | | | | |
| | [6327] Association Fee - Gross | 1,050 | 1,650 | 1,150 | 2,150 | | | | | | |
| | [6328] Association Fee -Less : 100% Transfer To Univ | 1,050 | 1,650 | 1,150 | 2,150 | | | | | | |
| AR21.202.026 | [6329] Association Fee - Net | | | | | | | | | | |
| | AR21.202 TOTAL | 58,230 | 58,245 | 40,595 | 75,895 | | AP21.202 TOTAL | 17,274 | 32,000 | 13,000 | 28,500 |
| AR21.203 | Activity Fees | | | | | AP21.203 | Examination Expenses | | | | |
| AR21.203.001 | [0260] Gymkhana Fee | 12,500 | 16,500 | 11,500 | 21,500 | AP21.203.001 | [3470] Printing | 1,000 | 1,000 | 500 | 1,000 |
| AR21.203.004 | [0263] Internship Fee | 5,500 | 4,000 | 2,500 | 9,000 | AP21.203.002 | [3471] Stationery | 1,850 | 1,000 | 1,000 | 1,000 |
| AR21.203.007 | [0266] Ph. D. Fee | | | | | AP21.203.004 | [3473] Printing Of Question Papers | 500 | 500 | 500 | 500 |
| AR21.203.009 | [0268] Dissertation Fee | 3,250 | 2,000 | 1,250 | 4,500 | AP21.203.005 | [3474] Ph.D Remuneration Expenses | 2,000 | 3,000 | 3,600 | 4,000 |
| AR21.203.012 | [0271] Registration Fee | 900 | 2,500 | 1,800 | 2,500 | AP21.203.006 | [3475] Examination Remuneration | 1,000 | 2,000 | 1,500 | 2,000 |
| AR21.203.023 | [0282] Department Activity Fee | 4,000 | | | | AP21.203.009 | [3478] Dissertation Expenses | 500 | 500 | 500 | 2,000 |
| AR21.203.037 | [0296] Phd Admission Fee | | | | | AP21.203.010 | [3479] Post & Courier Charges | 279 | | 250 | 1,000 |
| AR21.203.038 | [0297] Phd Tutio Fee | 9,500 | | | | AP21.203.011 | [3480] Travelling Expenses For Exam. | 500 | 1,000 | 1,000 | 1,000 |
| AR21.203.096 | [0355] Insurance Fees | 484 | 726 | 506 | 946 | AP21.203.018 | [3487] Other Contingent Expenses | 1,000 | 1,000 | 1,000 | 1,000 |
| | AR21.203 TOTAL | 36,134 | 25,726 | 17,556 | 38,446 | | AP21.203 TOTAL | 8,629 | 10,000 | 9,850 | 13,500 |
| AR21.204 | Examination Fees | | | | | AP21.206 | Seminars & Conferences | | | | |
| AR21.204.007 | [0377] Passing Certificate Fees | | | | | | | | | | |
| | AR21.204 TOTAL | | | | | | | | | | |

| RECEIPTS | | | | | | EXPENDITURE | | | | | |
|--------------|--|---|------------------------------------|---|------------------------------------|--------------|--|---|------------------------------------|---|------------------------------------|
| ALIAS | PARTICULARS | Unaudited Figures For Year 2016 - 2017 | Budget Estimates 2017 - 2018 | Revised Budget Estimates 2017 - 2018 | Budget Estimates 2018 - 2019 | ALIAS | PARTICULARS | Unaudited Figures For Year 2016 - 2017 | Budget Estimates 2017 - 2018 | Revised Budget Estimates 2017 - 2018 | Budget Estimates 2018 - 2019 |
| | | | | | | AP21.206.001 | [3515] Seminar Publication | | 1,000 | | 2,000 |
| | | | | | | AP21.206.002 | [3516] Stationery | | 500 | | 500 |
| | | | | | | AP21.206.004 | [3518] Memorial Lectures | | 2,000 | | 2,000 |
| | | | | | | AP21.206.006 | [3520] Travelling Expenses | 2,785 | 1,000 | | 1,500 |
| | | | | | | AP21.206.007 | [3521] Books & Journals | 800 | 1,000 | 1,000 | 1,000 |
| | | | | | | | AP21.206 TOTAL | 3,585 | 5,500 | 1,000 | 7,000 |
| AR21.207 | Other Fee | | | | | | | | | | |
| AR21.207.002 | [0412] Fine/ Miscellaneous Fee | 3,450 | 4,950 | 3,450 | 6,450 | | | | | | |
| | AR21.207 TOTAL | 3,450 | 4,950 | 3,450 | 6,450 | | | | | | |
| | | | | | | AP21.209 | Students' Welfare , Sports & Cultural Activities Expenses | | | | |
| | | | | | | AP21.209.013 | [3562] Workshops & Seminars Expenses | 2,000 | 2,000 | | 1,000 |
| | | | | | | | AP21.209 TOTAL | 2,000 | 2,000 | | 1,000 |
| AR21.210 | Ph. D. Fee | | | | | | | | | | |
| | [0461] Enrolment Fee - Gross | | 1,250 | | 1,000 | | | | | | |
| | [0462] Enrolment Fee - Less : 100% Transfer To University | | 1,250 | | | | | | | | |
| | [0464] Eligibility Fee - Gross | | 1,250 | | 1,000 | | | | | | |
| | [0465] Eligibility Fee - Less : 100% Transfer To University | | 1,250 | | | | | | | | |
| AR21.210.004 | [0467] Admission Fee | | 2,500 | | 2,000 | | | | | | |
| AR21.210.005 | [0468] Tuition Fee | 37,000 | 73,000 | 59,500 | 83,500 | | | | | | |
| AR21.210.007 | [0470] Department Activity Fee | 4,000 | 8,000 | 8,000 | 16,000 | | | | | | |
| | [0471] Caution Deposit - Gross | 2,000 | 2,500 | | 2,000 | | | | | | |
| | [0472] Caution Deposit - Less : 100% Refundable To Student | 2,000 | 2,500 | | | | | | | | |
| | [0474] Library Fee - Gross | 4,000 | 8,000 | 4,000 | 8,000 | | | | | | |
| | [6350] Library Fee - Less : 100% Trf To Central Library | 4,000 | 8,000 | 4,000 | 8,000 | | | | | | |
| AR21.210.011 | [6355] Evaluation Fee | | 5,000 | | 4,000 | | | | | | |
| | [6356] Library Deposit - Gross | 19,000 | 37,500 | 27,000 | 45,500 | | | | | | |
| | [6357] Library Deposit - Less : 100% Trf To Central Library | 19,000 | 37,500 | 27,000 | 45,500 | | | | | | |
| | [6365] Registration Fees - Gross | | 5,000 | | 4,000 | | | | | | |
| | [6366] Less : Transfer To University | | 5,000 | | | | | | | | |
| | AR21.210 TOTAL | 41,000 | 88,500 | 67,500 | 1,05,500 | | | | | | |
| | AR21 TOTAL | 1,38,814 | 1,77,421 | 1,29,101 | 2,26,291 | | AP21 TOTAL | 36,988 | 56,500 | 25,655 | 54,500 |
| | | | | | | AP22 | Administrative & General Expenses | | | | |
| | | | | | | AP22.201 | Administrative Expenses | | | | |
| | | | | | | AP22.201.002 | [3602] Printing | 3,000 | 3,000 | 3,000 | 3,000 |

| RECEIPTS | | | | | | EXPENDITURE | | | | | |
|----------|-------------|--|------------------------------|--------------------------------------|------------------------------|--------------|--|--|------------------------------|--------------------------------------|------------------------------|
| ALIAS | PARTICULARS | Unaudited Figures For Year 2016 - 2017 | Budget Estimates 2017 - 2018 | Revised Budget Estimates 2017 - 2018 | Budget Estimates 2018 - 2019 | ALIAS | PARTICULARS | Unaudited Figures For Year 2016 - 2017 | Budget Estimates 2017 - 2018 | Revised Budget Estimates 2017 - 2018 | Budget Estimates 2018 - 2019 |
| | | | | | | AP22.201.003 | [3603] Stationery | 5,000 | 5,000 | 4,500 | 5,000 |
| | | | | | | AP22.201.004 | [3604] Paper For Printing | 1,000 | 3,000 | 2,500 | 4,000 |
| | | | | | | AP22.201.005 | [3605] Xeroxing Charges | 795 | 2,000 | 2,000 | 2,000 |
| | | | | | | AP22.201.007 | [3607] Telephone And Internet Charges | 1,000 | 2,000 | | |
| | | | | | | AP22.201.008 | [3608] Postage , Telegram & Courier Charges | 25 | 1,000 | 500 | 1,000 |
| | | | | | | AP22.201.010 | [3610] Professional Charges | 1,000 | 2,000 | 2,000 | 2,500 |
| | | | | | | AP22.201.011 | [3611] Meeting Expenses | 500 | 1,000 | 500 | 1,000 |
| | | | | | | AP22.201.012 | [3612] Membership / Subscription Expenses | 500 | 2,000 | 1,000 | 2,000 |
| | | | | | | AP22.201.013 | [3613] Contingency Expenses | 500 | 1,000 | 1,000 | 1,000 |
| | | | | | | AP22.201.014 | [3614] News Paper, Periodicals (Magaziens & Journals) | 500 | 1,000 | 1,000 | 2,500 |
| | | | | | | AP22.201.015 | [3615] Uniform To Peons | 500 | 500 | 500 | 500 |
| | | | | | | AP22.201.016 | [3616] Sanitary Materials | 1,000 | 1,000 | 1,000 | 1,000 |
| | | | | | | AP22.201.017 | [3617] Garden Expenditure | 250 | 500 | 500 | 500 |
| | | | | | | AP22.201.018 | [3618] Staff Welfare Expenses | 500 | 500 | | |
| | | | | | | AP22.201.021 | [3621] Pest Control | 500 | 500 | 500 | 500 |
| | | | | | | AP22.201.022 | [3622] Bank Charges | 800 | 800 | 800 | 1,000 |
| | | | | | | AP22.201.023 | [3623] Miscellaneous Expenses | 455 | 1,000 | 1,000 | 1,000 |
| | | | | | | AP22.201.024 | [3624] Statutory Audit Charges | 5,000 | 5,000 | 5,000 | 5,000 |
| | | | | | | AP22.201.025 | [3625] Internal Audit Charges | 5,000 | 5,000 | 5,000 | 5,000 |
| | | | | | | AP22.201.028 | [3628] Outsourcing Account Work | 5,000 | 5,000 | | |
| | | | | | | | AP22.201 TOTAL | 32,825 | 42,800 | 32,300 | 38,500 |
| | | | | | | AP22.202 | Travelling And Transportation Expenses | | | | |
| | | | | | | AP22.202.001 | [3645] Ta/Da Expenses Staff | 1,800 | 4,000 | 5,029 | 8,000 |
| | | | | | | AP22.202.002 | [3646] Ta/Da Expenses Meeting | 1,000 | 1,000 | 500 | 2,000 |
| | | | | | | | AP22.202 TOTAL | 2,800 | 5,000 | 5,529 | 10,000 |
| | | | | | | AP22.203 | Insurance & Taxes | | | | |
| | | | | | | AP22.203.001 | [3655] Insurance | 462 | 726 | | |
| | | | | | | | AP22.203 TOTAL | 462 | 726 | | |
| | | | | | | AP22.204 | Outsource Services | | | | |
| | | | | | | AP22.204.001 | [3665] House Keeping Services | | | | |
| | | | | | | AP22.204.005 | [3669] Scanning & Data Entry Work | 1,000 | 1,000 | | |
| | | | | | | | AP22.204 TOTAL | 1,000 | 1,000 | | |
| | | | | | | AP22.205 | Repairs And Maintenance | | | | |
| | | | | | | AP22.205.001 | [3675] Maintenance Of Office Equipments | 900 | 4,000 | 4,000 | 4,000 |
| | | | | | | AP22.205.002 | [3676] Maintenance Of Furniture & Fixture | 2,000 | 2,000 | 2,000 | 2,000 |
| | | | | | | AP22.205.004 | [3678] Maintenance Of Hardwares | 4,000 | 4,000 | 3,000 | 4,000 |
| | | | | | | AP22.205.007 | [3681] Maintenance Of Telephone | 1,000 | 1,000 | | |
| | | | | | | AP22.205.010 | [3684] Antivirus Software | 2,000 | 3,000 | 1,000 | 3,000 |

| RECEIPTS | | | | | | EXPENDITURE | | | | | |
|--------------|---|---|------------------------------------|---|------------------------------------|--------------|---|---|------------------------------------|---|------------------------------------|
| ALIAS | PARTICULARS | Unaudited Figures For Year 2016 - 2017 | Budget Estimates 2017 - 2018 | Revised Budget Estimates 2017 - 2018 | Budget Estimates 2018 - 2019 | ALIAS | PARTICULARS | Unaudited Figures For Year 2016 - 2017 | Budget Estimates 2017 - 2018 | Revised Budget Estimates 2017 - 2018 | Budget Estimates 2018 - 2019 |
| | | | | | | AP22.205.011 | [3685] Cleaning Material & Services | 500 | 500 | | |
| | | | | | | AP22.205.012 | [3686] Maintenance Of Building | 1,000 | 1,000 | 500 | 1,000 |
| | | | | | | | AP22.205 TOTAL | 11,400 | 15,500 | 10,500 | 14,000 |
| | | | | | | AP22.206 | Other Expenses | | | | |
| | | | | | | AP22.206.004 | [3713] Hospitality & Sumptuary Expenses | 1,826 | 3,000 | 2,000 | 2,000 |
| | | | | | | | AP22.206 TOTAL | 1,826 | 3,000 | 2,000 | 2,000 |
| | | | | | | | AP22 TOTAL | 50,313 | 68,026 | 50,329 | 64,500 |
| AR31 | Salary Grants | | | | | AP31 | Staff Payments & Benefits | | | | |
| AR31.201 | State Government- Salary Grants (Non Teaching /Teaching Staff Under Sps) | | | | | AP31.201 | Aided Salaries (Teaching Staff Approved Under Sps) | | | | |
| AR31.201.001 | [0485] Salary Grant | 21,75,896 | 22,50,000 | 21,72,613 | 25,00,000 | AP31.201.001 | [3750] Pay & Allowances | 21,75,896 | 20,50,000 | 21,72,613 | 25,00,000 |
| | | | | | | AP31.201.002 | [3751] Clock Hour Basis / Consolidated | 1,20,000 | 2,00,000 | 1,00,000 | 1,00,000 |
| | | | | | | | AP31.201 TOTAL | 22,95,896 | 22,50,000 | 22,72,613 | 26,00,000 |
| AR31.203 | SALARY FROM UNIVRSITY FUND | | | | | AP31.204 | Unaided Salaries (Teaching Staff) | | | | |
| AR31.203.001 | [0510] Salary From University Fund | 1,34,700 | 2,00,000 | 1,48,000 | 2,00,000 | AP31.204.006 | [3785] Visiting Faculty Teaching | 14,700 | 2,00,000 | 48,000 | 1,00,000 |
| | | | | | | | AP31.204 TOTAL | 14,700 | 2,00,000 | 48,000 | 1,00,000 |
| | | | | | | AP31.205 | Un Aided Non Teaching | | | | |
| | | | | | | AP31.205.008 | [3807] Temp. Non Teaching Staff | | | | |
| | | | | | | | AP31.205 TOTAL | | | | |
| | | | | | | | AP31 TOTAL | 23,10,596 | 24,50,000 | 23,20,613 | 27,00,000 |
| AR32 | Other Income | | | | | | | | | | |
| AR32.202 | Interest On Saving Accounts | | | | | | | | | | |
| AR32.202.001 | [0520] Interest On Saving Bank Account | 13,300 | 10,500 | 5,831 | 6,000 | | | | | | |
| | | | | | | | | | | | |
| | | | | | | | AR32.202 TOTAL | 13,300 | 10,500 | 5,831 | 6,000 |
| | | | | | | | AR32 TOTAL | 13,300 | 10,500 | 5,831 | 6,000 |
| AR33 | Income From Investments | | | | | | | | | | |
| AR33.202 | Investment From University Fund | | | | | | | | | | |
| AR33.202.007 | [0627] Interest On Term Deposits With Bank | | | | | | | | | | |
| | | | | | | | | | | | |
| | | | | | | | AR33.202 TOTAL | | | | |
| | | | | | | | AR33 TOTAL | | | | |
| | | | | | | | Sector A TOTAL | 24,65,460 | 26,42,046 | 24,58,420 | 29,37,666 |
| Sector D | Deposits And Advances Budget | | | | | Sector D | Deposits And Advances Budget | | | | |

| RECEIPTS | | | | | | EXPENDITURE | | | | | |
|--------------|--------------------------------------|---|------------------------------------|---|------------------------------------|--------------|---------------------------|---|------------------------------------|---|------------------------------------|
| ALIAS | PARTICULARS | Unaudited Figures For Year 2016 - 2017 | Budget Estimates 2017 - 2018 | Revised Budget Estimates 2017 - 2018 | Budget Estimates 2018 - 2019 | ALIAS | PARTICULARS | Unaudited Figures For Year 2016 - 2017 | Budget Estimates 2017 - 2018 | Revised Budget Estimates 2017 - 2018 | Budget Estimates 2018 - 2019 |
| DR01 | Students Related Deposits | | | | | DP01 | Students Related Deposits | | | | |
| DR01.301 | Library Deposit | | | | | DP01.301 | Library Deposit | | | | |
| DR01.301.001 | [2105] Receipts Of Deposit | 1,500 | | 27,000 | 37,500 | DP01.301.001 | [5291] Refund Of Deposit | 1,500 | | 27,000 | 37,500 |
| | DR01.301 TOTAL | 1,500 | | 27,000 | 37,500 | | DP01.301 TOTAL | 1,500 | | 27,000 | 37,500 |
| DR01.306 | Caution Maoney Deposit | | | | | DP01.306 | Caution Maoney Deposit | | | | |
| DR01.306.001 | [2171] Caution Money Deposit(refund) | 1,000 | 2,500 | 1,800 | 2,500 | DP01.306.001 | [5320] Refund Of Deposit | 1,000 | 2,500 | 1,800 | 2,500 |
| | DR01.306 TOTAL | 1,000 | 2,500 | 1,800 | 2,500 | | DP01.306 TOTAL | 1,000 | 2,500 | 1,800 | 2,500 |
| | DR01 TOTAL | 2,500 | 2,500 | 28,800 | 40,000 | | DP01 TOTAL | 2,500 | 2,500 | 28,800 | 40,000 |
| | Sector D TOTAL | 2,500 | 2,500 | 28,800 | 40,000 | | Sector D TOTAL | 2,500 | 2,500 | 28,800 | 40,000 |
| | 0390 Aided Total | 24,67,960 | 26,44,546 | 24,87,220 | 29,77,666 | | 0390 Aided Total | 24,25,397 | 26,27,026 | 24,85,397 | 29,77,000 |



0391 - Department Of Commerce, Pune (Aided)

(Old Aided Code : 2416)

| RECEIPTS | | | | | | EXPENDITURE | | | | | |
|--------------|---|---|------------------------------------|---|------------------------------------|--------------|---|---|------------------------------------|---|------------------------------------|
| ALIAS | PARTICULARS | Unaudited Figures For Year 2016 - 2017 | Budget Estimates 2017 - 2018 | Revised Budget Estimates 2017 - 2018 | Budget Estimates 2018 - 2019 | ALIAS | PARTICULARS | Unaudited Figures For Year 2016 - 2017 | Budget Estimates 2017 - 2018 | Revised Budget Estimates 2017 - 2018 | Budget Estimates 2018 - 2019 |
| Sector A | Capital And Revenue Receipt / Expenditure Budget | | | | | Sector A | Capital And Revenue Receipt / Expenditure Budget | | | | |
| | | | | | | AP03 | Furniture & Fixtures | | | | |
| | | | | | | AP03.101 | Purchase Of Furniture & Fixtures | | | | |
| | | | | | | AP03.101.001 | [3065] Purchase Of Furniture | 9,900 | 20,000 | | 10,000 |
| | | | | | | | AP03.101 TOTAL | 9,900 | 20,000 | | 10,000 |
| | | | | | | | AP03 TOTAL | 9,900 | 20,000 | | 10,000 |
| | | | | | | AP04 | Equipments | | | | |
| | | | | | | AP04.101 | Purchase Of Equipments | | | | |
| | | | | | | AP04.101.003 | [3087] Purchase Of Equipment | | 40,000 | | 10,000 |
| | | | | | | | AP04.101 TOTAL | | 40,000 | | 10,000 |
| | | | | | | | AP04 TOTAL | | 40,000 | | 10,000 |
| | | | | | | AP07 | Books & Journals | | | | |
| | | | | | | AP07.101 | Purchase Of Books & Journals | | | | |
| | | | | | | AP07.101.001 | [3155] Purchase Of Books & Journals | 8,000 | 22,000 | 10,000 | 15,000 |
| | | | | | | | AP07.101 TOTAL | 8,000 | 22,000 | 10,000 | 15,000 |
| | | | | | | | AP07 TOTAL | 8,000 | 22,000 | 10,000 | 15,000 |
| | | | | | | AP08 | Software & Development | | | | |
| | | | | | | AP08.103 | Upgradation Of Software | | | | |
| | | | | | | AP08.103.001 | [3190] Tally Software | | 25,000 | | |
| | | | | | | | AP08.103 TOTAL | | 25,000 | | |
| | | | | | | | AP08 TOTAL | | 25,000 | | |
| AR10 | Other Development Receipts | | | | | | | | | | |
| AR10.101 | Development Fees | | | | | | | | | | |
| AR10.101.001 | [0111] Development Fees From Student - Institute Share | 7,375 | 8,750 | 7,250 | 7,500 | | | | | | |
| | [0112] Development Fees From Student- University Share | 7,375 | 8,750 | 7,250 | 7,500 | | | | | | |
| | [0113] Development Fee | 17,450 | 17,500 | 14,500 | 15,000 | | | | | | |
| | AR10.101 TOTAL | 7,375 | 8,750 | 7,250 | 7,500 | | | | | | |
| | AR10 TOTAL | 7,375 | 8,750 | 7,250 | 7,500 | | | | | | |
| AR21 | Fees From Students & Colleges | | | | | AP21 | Academic & Activity Expenses | | | | |
| AR21.201 | Academic Receipts - University | | | | | AP21.201 | Academic Expenses | | | | |

| RECEIPTS | | | | | | EXPENDITURE | | | | | |
|--------------|---|--|------------------------------|--------------------------------------|------------------------------|--------------|---|--|------------------------------|--------------------------------------|------------------------------|
| ALIAS | PARTICULARS | Unaudited Figures For Year 2016 - 2017 | Budget Estimates 2017 - 2018 | Revised Budget Estimates 2017 - 2018 | Budget Estimates 2018 - 2019 | ALIAS | PARTICULARS | Unaudited Figures For Year 2016 - 2017 | Budget Estimates 2017 - 2018 | Revised Budget Estimates 2017 - 2018 | Budget Estimates 2018 - 2019 |
| AR21.201.010 | [0202] Disaster Management Fee - Net | | | | | AP21.201.001 | [3325] Admission Expenses | 1,500 | 1,500 | 500 | 1,500 |
| AR21.201.025 | [0208] Alumni Fees Net | | 3,000 | | | AP21.201.004 | [3328] Student Welfare Expenses/ Student Council Expenses | 4,425 | 5,250 | 5,000 | 5,000 |
| | [6370] Alumni Fee - Gross | 2,300 | | 2,800 | 3,000 | AP21.201.007 | [3331] Stipend/Means-Cum-Merit Scholarship | | | | |
| | [6371] Less : 100 % Transfer To University | 2,300 | | 2,800 | 3,000 | AP21.201.011 | [3335] Prospectus Expenses | | 2,000 | | |
| AR21.201.027 | [0210] Centenary Fees Net | | 7,000 | | | AP21.201.016 | [3340] Identity Card Expenses | 2,065 | 2,450 | 2,450 | 2,500 |
| | [6372] Centenary Fees - Gross | 5,900 | | | | | | | | | |
| | [6373] Less :100 % Transfer To Univaersity | 5,900 | | | | | | | | | |
| AR21.201.028 | [0211] Subject Association Fee Net | | 3,500 | | | | | | | | |
| | [6374] Subject Association Fees - Gross | 2,950 | | | | | | | | | |
| | [6375] Less : 100 % Transfer To University | 2,950 | | | | | | | | | |
| AR21.201.029 | [0212] Calandar Fee Net | 1,800 | | | | | | | | | |
| | AR21.201 TOTAL | 1,800 | 13,500 | | | | AP21.201 TOTAL | 7,990 | 11,200 | 7,950 | 9,000 |
| AR21.202 | Academic Receipts -Institution | | | | | AR21.202 | Activity Expenses | | | | |
| AR21.202.001 | [0220] Admission Fee | 11,040 | 16,100 | 13,340 | 13,800 | AP21.202.001 | [3355] Gymkhana Expenses | 8,000 | 8,000 | 8,000 | 8,000 |
| AR21.202.002 | [0221] Tution Fee | 86,500 | 70,000 | 58,000 | 60,000 | AP21.202.002 | [3356] Training Programme For Staff | 1,000 | 1,000 | 1,000 | 1,000 |
| AR21.202.003 | [0222] Computer Training Fee | 48,000 | 56,000 | | | AP21.202.003 | [3357] Computer Training Expenses | 3,000 | 8,000 | | 3,000 |
| | [6345] Computer Training Fee -Gross | | | 29,000 | 30,000 | AP21.202.004 | [3358] International Collaborations | | | | |
| | [6346] Computer Training Fee - Less 100% Transfer To University | | | 29,000 | 30,000 | AP21.202.005 | [3359] Disaster Management Expenses | | | | |
| AR21.202.004 | [0223] Identity Card Fee | 2,065 | 2,450 | 2,135 | 2,100 | AP21.202.006 | [3360] Computer Lab Expenses | 5,000 | 3,000 | 3,000 | 3,000 |
| | [0224] Diary Fee - Gross | 3,000 | | | | AP21.202.011 | [3365] Educational Tour Expenses | 5,000 | 5,000 | 5,000 | 2,000 |
| | [0225] Diary Fee - Less : 100% Transfer To University | | | | | AP21.202.012 | [3366] Field Visit Expenses | 5,000 | 3,000 | 3,000 | 3,000 |
| AR21.202.005 | [0226] Diary Fee - Net | 3,000 | | | | AP21.202.013 | [3367] Phd Expenses | 1,200 | 50,000 | 20,000 | 20,000 |
| | [0227] E-Suvidha Fee - Gross | 2,950 | 3,500 | 3,050 | 3,000 | AP21.202.019 | [3373] Teaching Aid & Accessories Expenses | 2,000 | 2,000 | | 2,000 |
| | [0228] E-Suvidha - Less : 100% Transfer To University | 2,950 | 3,500 | 3,050 | 3,000 | AP21.202.020 | [3374] Internship Expenses | 2,400 | 15,000 | 15,000 | 15,000 |
| AR21.202.006 | [0229] E-Suvidha - Net | | | | | AP21.202.022 | [3376] Instruction Material Expenses | 2,000 | 2,000 | | |
| | [0230] Students Welfare Fee - Gross | 4,425 | 5,250 | 4,350 | 4,500 | AP21.202.023 | [3377] Dissertation Expenses | 5,750 | 7,500 | 7,500 | 7,500 |
| | [0231] Students Welfare Fee -Less : Transfer To University | 4,425 | 5,250 | 4,350 | 4,500 | AP21.202.024 | [3378] Project Work Expenses | 3,000 | 2,000 | 2,000 | 2,000 |
| AR21.202.007 | [0232] Students Welfare Fee - Net | | | | | AP21.202.026 | [3380] Periodic Test Expenses | | | | |
| | [0233] Medical Fee - Gross | 2,065 | 2,450 | 2,100 | 2,100 | AP21.202.029 | [3383] Material For Daily Practices Expenses | 2,000 | 2,000 | | |
| | [0234] Medical Fee-Less : Transfer To University | 2,065 | 2,450 | 2,100 | 2,100 | AP21.202.030 | [3384] Binding Charges | 2,000 | 1,000 | 1,000 | 1,000 |
| AR21.202.008 | [0235] Medical Fee - Net | | | | | AP21.202.031 | [3385] Mike Charges Expenses | 1,000 | 1,000 | | 1,000 |
| | [0236] Sports Fee - Gross | 5,900 | 7,000 | 5,800 | 6,000 | AP21.202.032 | [3386] Exhibition Expenses | 1,000 | 1,000 | | 2,000 |
| | [0237] Sports Fee -Less : Transfer To University | 5,900 | 7,000 | 5,800 | 6,000 | AP21.202.033 | [3387] Entertainment Expenses | 1,000 | 1,000 | | 1,000 |
| AR21.202.009 | [0238] Sports Fee - Net | | | | | AP21.202.034 | [3388] Awards & Prizes | 2,000 | 2,000 | 2,000 | 2,000 |

| RECEIPTS | | | | | | EXPENDITURE | | | | | |
|--------------|--|---|------------------------------------|---|------------------------------------|--------------|-----------------------------|---|------------------------------------|---|------------------------------------|
| ALIAS | PARTICULARS | Unaudited Figures For Year 2016 - 2017 | Budget Estimates 2017 - 2018 | Revised Budget Estimates 2017 - 2018 | Budget Estimates 2018 - 2019 | ALIAS | PARTICULARS | Unaudited Figures For Year 2016 - 2017 | Budget Estimates 2017 - 2018 | Revised Budget Estimates 2017 - 2018 | Budget Estimates 2018 - 2019 |
| | [0239] Disaster Management Fee - Gross | 590 | 700 | 600 | 600 | AP21.202.035 | [3389] Gyanwani Expenditure | | | | |
| | [0240] Disaster Management Fee -Less : 100% Transfer To University | 590 | 700 | 600 | 600 | AP21.202.038 | [3391] Guest Lecture | 6,030 | 7,000 | 7,000 | 7,000 |
| AR21.202.010 | [0241] Disaster Management Fee - Net | | | | | AP21.202.039 | [3392] Naac Expenses | | | | |
| | [0242] Ashwamedh/ Avishkar/ Indradhanushya Fee - Gross | 1,770 | 2,100 | 1,800 | 1,800 | | | | | | |
| | [0243] Ashwamedh/ Avishkar/ Indradhanushya Fee -Less : 100% Transfer To University | 1,770 | 2,100 | 1,800 | 1,800 | | | | | | |
| AR21.202.011 | [0244] Ashwamedh/ Avishkar/ Indradhanushya Fee - Net | | | | | | | | | | |
| | [0245] Eligibility Fee -Gross | 9,000 | 10,000 | 7,500 | 7,500 | | | | | | |
| | [0246] Eligibility Fee -Less : 100% Transfer To University | 9,000 | 10,000 | 7,500 | 7,500 | | | | | | |
| AR21.202.012 | [0247] Eligibility Fee -Net | | | | | | | | | | |
| | [0248] Enrolment Fee - Gross | 9,000 | 10,000 | 7,500 | 7,500 | | | | | | |
| | [0249] Enrolment Fee - Less : 100% Transfer To University | 9,000 | 10,000 | 7,500 | 7,500 | | | | | | |
| AR21.202.013 | [0250] Enrolment Fee - Net | | | | | | | | | | |
| | [0251] Examinations - Gross | 1,31,200 | 1,12,000 | 1,40,000 | 96,000 | | | | | | |
| | [0252] Examinations -Less :Transfer To University | 1,31,200 | 1,12,000 | 1,40,000 | 96,000 | | | | | | |
| AR21.202.014 | [0253] Examinations Fee- Net | | | | | | | | | | |
| | [6304] Convocation Fee - Gross | 10,350 | 15,000 | 5,850 | 12,600 | | | | | | |
| | [6305] Convocation Fee -Less : 100% Transfer To University | 10,350 | 15,000 | 5,850 | 12,600 | | | | | | |
| AR21.202.017 | [6306] Convocation Fee - Net | | | | | | | | | | |
| | [6307] Library Fee - Gross | 59,000 | 70,000 | 58,000 | 60,000 | | | | | | |
| | [6308] Library Fee -Less : 100% Transfer To University Library | 59,000 | 70,000 | 58,000 | 60,000 | | | | | | |
| AR21.202.018 | [6309] Library Fee - Net | | | | | | | | | | |
| | [6318] Passing Certificate Fee - Gross | 3,450 | 4,500 | 1,950 | 4,200 | | | | | | |
| | [6319] Passing Certificate Fee -Less : 100% Transfer To University | 3,450 | 4,500 | 1,950 | 4,200 | | | | | | |
| AR21.202.023 | [6320] Passing Certificate Fee | | | | | | | | | | |
| | [6321] Dissertation Fee - Gross | 5,750 | 7,500 | 7,000 | 7,500 | | | | | | |
| | [6322] Dissertation Fee -Less : 100% Transfer To University | | 7,500 | | | | | | | | |
| AR21.202.024 | [6323] Dissertation Fee - Net | 5,750 | | 7,000 | 7,500 | | | | | | |
| | [6327] Association Fee - Gross | | | 2,950 | 3,000 | | | | | | |
| | [6328] Association Fee -Less : 100% Transfer To Univ | | | 2,950 | 3,000 | | | | | | |
| AR21.202.035 | [6338] Computer Lab Fee | | | 17,400 | 18,000 | | | | | | |

| RECEIPTS | | | | | | EXPENDITURE | | | | | |
|--------------|---|--|------------------------------|--------------------------------------|------------------------------|--------------|---|--|------------------------------|--------------------------------------|------------------------------|
| ALIAS | PARTICULARS | Unaudited Figures For Year 2016 - 2017 | Budget Estimates 2017 - 2018 | Revised Budget Estimates 2017 - 2018 | Budget Estimates 2018 - 2019 | ALIAS | PARTICULARS | Unaudited Figures For Year 2016 - 2017 | Budget Estimates 2017 - 2018 | Revised Budget Estimates 2017 - 2018 | Budget Estimates 2018 - 2019 |
| | AR21.202 TOTAL | 1,56,355 | 1,44,550 | 97,875 | 1,01,400 | | AR21.202 TOTAL | 58,380 | 1,21,500 | 74,500 | 80,500 |
| AR21.203 | Activity Fees | | | | | AR21.203 | Examination Expenses | | | | |
| AR21.203.001 | [0260] Gymkhana Fee | 24,500 | 35,000 | 29,000 | 30,000 | AR21.203.001 | [3470] Printing | | | | |
| AR21.203.004 | [0263] Internship Fee | 12,500 | 15,000 | 14,000 | 15,000 | AR21.203.002 | [3471] Stationery | 4,500 | 4,000 | 4,000 | 4,000 |
| AR21.203.006 | [0265] Phd Entancerce Fee | | | | | AR21.203.003 | [3472] Printing Of Answer Books | | | | |
| AR21.203.007 | [0266] Ph. D. Fee | | | | | AR21.203.004 | [3473] Printing Of Question Papers | 3,000 | 3,000 | 3,000 | 3,000 |
| AR21.203.012 | [0271] Registration Fee | 3,500 | 4,000 | 3,000 | 3,000 | AR21.203.005 | [3474] Ph.D Remuneration Expenses | 2,000 | 2,000 | 2,000 | 2,000 |
| AR21.203.059 | [0318] Miscellaneous For Gymkhana | 8,850 | 10,500 | | | AR21.203.006 | [3475] Examination Remuneration | 1,000 | 1,000 | 1,000 | 1,000 |
| AR21.203.075 | [0334] T.C. Fees | 470 | 1,000 | 690 | 840 | AR21.203.010 | [3479] Post & Courier Charges | 1,000 | 1,000 | | |
| AR21.203.096 | [0355] Insurance Fees | 1,276 | 1,540 | 1,342 | 1,320 | AR21.203.011 | [3480] Travelling Expenses For Exam. | 1,000 | 1,000 | | |
| | | | | | | AR21.203.012 | [3481] Admission Test Expenses | | | | |
| | | | | | | AR21.203.013 | [3482] Paper Setting | | | | |
| | | | | | | AR21.203.014 | [3483] Evaluation | 2,000 | 2,000 | 2,000 | 2,000 |
| | | | | | | AR21.203.015 | [3484] Practical Examination | | | | |
| | | | | | | AR21.203.016 | [3485] Vigilance Squad Expenses | | | | |
| | | | | | | AR21.203.017 | [3486] Centre Expenses | 1,000 | 1,000 | 1,000 | 1,000 |
| | | | | | | AR21.203.018 | [3487] Other Contingent Expenses | 1,000 | 1,000 | 1,000 | 1,000 |
| | AR21.203 TOTAL | 51,096 | 67,040 | 48,032 | 50,160 | | AR21.203 TOTAL | 16,500 | 16,000 | 14,000 | 14,000 |
| AR21.204 | Examination Fees | | | | | AR21.206 | Seminars & Conferences | | | | |
| AR21.204.008 | [0378] Duplicate Degree Certificate Fee | | | | | AR21.206.001 | [3515] Seminar Publication | | | | |
| | AR21.204 TOTAL | | | | | | AR21.206 TOTAL | | | | |
| AR21.207 | Other Fee | | | | | AR21.208 | Library Expenses | | | | |
| AR21.207.002 | [0412] Fine/ Miscellaneous Fee | 9,000 | | 9,000 | 9,000 | AR21.208.001 | [3540] Journarls & Periodicals | 3,000 | 3,000 | 3,000 | 3,000 |
| AR21.207.010 | [0420] Admission Cancellation Processing Fees | | | | | AR21.208.002 | [3536] Binding Charges | 2,000 | 2,000 | 2,000 | 2,000 |
| AR21.207.014 | [0424] Other Fees / Other Income | | | 50 | 500 | | AR21.208 TOTAL | 5,000 | 5,000 | 5,000 | 5,000 |
| | AR21.207 TOTAL | 9,000 | | 9,050 | 9,500 | AR21.209 | Students' Welfare , Sports & Cultural Activitvies Expenses | | | | |
| | | | | | | AR21.209.001 | [3550] Annual Social /Cultural | 2,000 | 2,000 | 2,000 | 2,000 |
| | | | | | | AR21.209.002 | [3551] Function & Festival | 1,000 | 2,500 | 2,500 | 2,500 |
| | | | | | | AR21.209.007 | [3556] Co-Curriculam Activity Expenses | 2,000 | 5,000 | 5,000 | 5,000 |

| RECEIPTS | | | | | | EXPENDITURE | | | | | |
|--------------|---|---|------------------------------------|---|------------------------------------|--------------|---|---|------------------------------------|---|------------------------------------|
| ALIAS | PARTICULARS | Unaudited Figures For Year 2016 - 2017 | Budget Estimates 2017 - 2018 | Revised Budget Estimates 2017 - 2018 | Budget Estimates 2018 - 2019 | ALIAS | PARTICULARS | Unaudited Figures For Year 2016 - 2017 | Budget Estimates 2017 - 2018 | Revised Budget Estimates 2017 - 2018 | Budget Estimates 2018 - 2019 |
| | | | | | | AP21.209.012 | [3561] Internal Activity Expenses | 2,000 | 3,000 | | |
| | | | | | | AP21.209.013 | [3562] Workshops & Seminars Expenses | 3,000 | 10,000 | 6,000 | 8,000 |
| | | | | | | AP21.209.014 | [3563] Prize Distribution Function Expenses | 1,000 | 2,500 | 2,500 | 2,500 |
| | | | | | | AP21.209.015 | [3564] Other Cultural Activities | 1,000 | 700 | | |
| | | | | | | AP21.209.016 | [3565] Other Sports Activities | 1,000 | 1,000 | | |
| | | | | | | AP21.209.017 | [3566] Students Council Expenses | 1,500 | 1,500 | 1,500 | 1,500 |
| | | | | | | | AP21.209 TOTAL | 14,500 | 28,200 | 19,500 | 21,500 |
| AR21.210 | Ph. D. Fee | | | | | | | | | | |
| AR21.210.001 | [0460] Registration Fee Net | | 4,000 | | 3,000 | | | | | | |
| AR21.210.004 | [0467] Admission Fee | | 2,000 | 920 | 1,500 | | | | | | |
| AR21.210.005 | [0468] Tuition Fee | 42,000 | 1,29,500 | 89,500 | 78,000 | | | | | | |
| AR21.210.007 | [0470] Department Activity Fee | 5,000 | 4,000 | 10,000 | 10,000 | | | | | | |
| | [0471] Caution Deposit - Gross | | 2,000 | | | | | | | | |
| | [0472] Caution Deposit - Less : 100% Refundable To Student | | 2,000 | | | | | | | | |
| AR21.210.011 | [6355] Evaluation Fee | | 4,000 | | 2,000 | | | | | | |
| AR21.210.013 | [6359] Late Fee (Income) | | 5,000 | | 5,000 | | | | | | |
| | AR21.210 TOTAL | 47,000 | 1,48,500 | 1,00,420 | 99,500 | | | | | | |
| | AR21 TOTAL | 2,65,251 | 3,73,590 | 2,55,377 | 2,60,560 | | AP21 TOTAL | 1,02,370 | 1,81,900 | 1,20,950 | 1,30,000 |
| | | | | | | AP22 | Administrative & General Expenses | | | | |
| | | | | | | AP22.201 | Administrative Expenses | | | | |
| | | | | | | AP22.201.001 | [3601] Advertisement And Publicity | 4,000 | 7,000 | 2,000 | 3,000 |
| | | | | | | AP22.201.002 | [3602] Printing | 3,000 | 6,000 | 6,000 | 5,000 |
| | | | | | | AP22.201.003 | [3603] Stationery | 4,000 | 5,000 | 5,000 | 4,000 |
| | | | | | | AP22.201.004 | [3604] Paper For Printing | 2,000 | 3,000 | | 1,000 |
| | | | | | | AP22.201.005 | [3605] Xeroxing Charges | 5,000 | 5,000 | 5,000 | 5,000 |
| | | | | | | AP22.201.006 | [3606] Electricity And Power | 10,000 | 10,000 | | |
| | | | | | | AP22.201.007 | [3607] Telephone And Internet Charges | 5,000 | 5,000 | 9,000 | 6,000 |
| | | | | | | AP22.201.008 | [3608] Postage , Telegram & Courier Charges | 2,000 | 2,000 | 2,000 | 2,000 |
| | | | | | | AP22.201.010 | [3610] Professional Charges | 2,000 | 2,000 | 2,000 | 2,000 |
| | | | | | | AP22.201.011 | [3611] Meeting Expenses | 2,000 | 2,000 | | 1,000 |
| | | | | | | AP22.201.012 | [3612] Membership / Subscription Expenses | 2,000 | 2,000 | | 1,000 |
| | | | | | | AP22.201.013 | [3613] Contingency Expenses | 1,000 | 1,000 | | 1,000 |
| | | | | | | AP22.201.014 | [3614] News Paper, Periodicals (Magaziens & Journals) | 3,000 | 3,000 | 3,000 | 3,000 |
| | | | | | | AP22.201.015 | [3615] Uniform To Peons | 1,000 | 1,000 | | |
| | | | | | | AP22.201.016 | [3616] Sanitary Materials | 2,000 | 2,000 | 2,000 | 2,000 |
| | | | | | | AP22.201.017 | [3617] Garden Expenditure | 1,000 | 1,000 | | 1,000 |

| RECEIPTS | | | | | | EXPENDITURE | | | | | |
|----------|---------------|--|------------------------------|--------------------------------------|------------------------------|--------------|---|--|------------------------------|--------------------------------------|------------------------------|
| ALIAS | PARTICULARS | Unaudited Figures For Year 2016 - 2017 | Budget Estimates 2017 - 2018 | Revised Budget Estimates 2017 - 2018 | Budget Estimates 2018 - 2019 | ALIAS | PARTICULARS | Unaudited Figures For Year 2016 - 2017 | Budget Estimates 2017 - 2018 | Revised Budget Estimates 2017 - 2018 | Budget Estimates 2018 - 2019 |
| | | | | | | AP22.201.021 | [3621] Pest Control | 1,000 | 1,000 | 1,000 | 1,000 |
| | | | | | | AP22.201.022 | [3622] Bank Charges | 2,500 | 3,000 | 3,000 | 3,000 |
| | | | | | | AP22.201.023 | [3623] Miscellaneous Expenses | 3,000 | 3,000 | 3,000 | 3,000 |
| | | | | | | AP22.201.024 | [3624] Statutory Audit Charges | 5,000 | 5,000 | 5,000 | 5,000 |
| | | | | | | AP22.201.025 | [3625] Internal Audit Charges | 5,000 | 5,000 | 5,000 | 5,000 |
| | | | | | | AP22.201.028 | [3628] Outsourcing Account Work | 5,000 | 5,000 | 5,000 | 5,000 |
| | | | | | | AP22.201.035 | [3635] Functions & Festival | 1,000 | 1,000 | 1,000 | 1,000 |
| | | | | | | | AP22.201 TOTAL | 71,500 | 80,000 | 59,000 | 60,000 |
| | | | | | | AP22.202 | Travelling And Transportation Expenses | | | | |
| | | | | | | AP22.202.001 | [3645] Ta/Da Expenses Staff | 2,500 | 5,000 | 5,000 | 5,000 |
| | | | | | | AP22.202.002 | [3646] Ta/Da Expenses Meeting | 2,500 | 5,000 | 5,000 | 5,000 |
| | | | | | | AP22.202.003 | [3647] Vehicle Hire Charges | 2,500 | 5,000 | 2,500 | 2,500 |
| | | | | | | | AP22.202 TOTAL | 7,500 | 15,000 | 12,500 | 12,500 |
| | | | | | | AP22.203 | Insurance & Taxes | | | | |
| | | | | | | AP22.203.002 | [3656] Rates And Taxes | 10,000 | 10,000 | 5,000 | 5,000 |
| | | | | | | AP22.203.003 | [3657] Property Tax | | | | |
| | | | | | | | AP22.203 TOTAL | 10,000 | 10,000 | 5,000 | 5,000 |
| | | | | | | AP22.204 | Outsource Services | | | | |
| | | | | | | AP22.204.001 | [3665] House Keeping Services | 1,000 | 1,500 | 1,500 | 1,500 |
| | | | | | | AP22.204.004 | [3668] Water | 2,000 | 2,000 | 2,000 | 2,000 |
| | | | | | | AP22.204.005 | [3669] Scanning & Data Entry Work | 1,000 | 1,000 | 1,000 | 1,000 |
| | | | | | | | AP22.204 TOTAL | 4,000 | 4,500 | 4,500 | 4,500 |
| | | | | | | AP22.205 | Repairs And Maintenance | | | | |
| | | | | | | AP22.205.001 | [3675] Maintenance Of Office Equipments | 5,000 | 5,000 | 4,000 | 3,000 |
| | | | | | | AP22.205.002 | [3676] Maintenance Of Furniture & Fixture | 3,000 | 3,000 | 2,000 | 2,000 |
| | | | | | | AP22.205.003 | [3677] Maintenance Of Electric Installation | 2,000 | 2,000 | 2,000 | 1,000 |
| | | | | | | AP22.205.004 | [3678] Maintenance Of Hardwares | 5,000 | 5,000 | 3,000 | 1,000 |
| | | | | | | AP22.205.005 | [3679] Maintenance Of Software | 3,000 | 3,000 | 3,000 | 2,000 |
| | | | | | | AP22.205.010 | [3684] Antivirus Software | 1,000 | 2,000 | 2,000 | 2,000 |
| | | | | | | AP22.205.026 | [3700] Emergency & Unforeseen Repairs | 2,000 | 2,000 | | |
| | | | | | | | AP22.205 TOTAL | 21,000 | 22,000 | 16,000 | 11,000 |
| | | | | | | AP22.206 | Other Expenses | | | | |
| | | | | | | AP22.206.004 | [3713] Hospitality & Sumptuary Expenses | 2,820 | 7,000 | 3,500 | 3,500 |
| | | | | | | AP22.206.008 | [3717] Any Other Contingent Expenses | 2,000 | 2,000 | 2,000 | 2,000 |
| | | | | | | | AP22.206 TOTAL | 4,820 | 9,000 | 5,500 | 5,500 |
| | | | | | | | AP22 TOTAL | 1,18,820 | 1,40,500 | 1,02,500 | 98,500 |
| AR31 | Salary Grants | | | | | AP31 | Staff Payments & Benefits | | | | |

| RECEIPTS | | | | | | EXPENDITURE | | | | | |
|--------------|---|---|------------------------------------|---|------------------------------------|--------------|---|---|------------------------------------|---|------------------------------------|
| ALIAS | PARTICULARS | Unaudited Figures For Year 2016 - 2017 | Budget Estimates 2017 - 2018 | Revised Budget Estimates 2017 - 2018 | Budget Estimates 2018 - 2019 | ALIAS | PARTICULARS | Unaudited Figures For Year 2016 - 2017 | Budget Estimates 2017 - 2018 | Revised Budget Estimates 2017 - 2018 | Budget Estimates 2018 - 2019 |
| AR31.201 | State Government- Salary Grants (Non Teaching /Teaching Staff Under Sps) | | | | | AP31.201 | Aided Salaries (Teaching Staff Approved Under Sps) | | | | |
| AR31.201.001 | [0485] Salary Grant | 35,88,065 | 38,45,970 | 40,68,046 | 47,05,851 | AP31.201.001 | [3750] Pay & Allowances | 35,88,065 | 38,45,970 | 40,68,046 | 47,05,851 |
| AR31.201.002 | [0486] Arrears Of Salary Grants | | | | | AP31.201.002 | [3751] Clock Hour Basis / Consolidated | | | | |
| | AR31.201 TOTAL | 35,88,065 | 38,45,970 | 40,68,046 | 47,05,851 | | AP31.201 TOTAL | 35,88,065 | 38,45,970 | 40,68,046 | 47,05,851 |
| AR31.203 | SALARY FROM UNIVRSITY FUND | | | | | AP31.204 | Unaided Salaries (Teaching Staff) | | | | |
| AR31.203.001 | [0510] Salary From University Fund | 2,35,700 | 2,46,000 | 2,10,000 | 2,10,000 | AP31.204.002 | [3781] Clock Hour Basis / Consolidated | 2,35,700 | 2,10,000 | 2,10,000 | 2,10,000 |
| | AR31.203 TOTAL | 2,35,700 | 2,46,000 | 2,10,000 | 2,10,000 | | AP31.204 TOTAL | 2,35,700 | 2,10,000 | 2,10,000 | 2,10,000 |
| | | | | | | AP31.205 | Un Aided Non Teaching | | | | |
| | | | | | | AP31.205.008 | [3807] Temp. Non Teaching Staff | | 36,000 | | |
| | | | | | | | AP31.205 TOTAL | | 36,000 | | |
| | AR31 TOTAL | 38,23,765 | 40,91,970 | 42,78,046 | 49,15,851 | | AP31 TOTAL | 38,23,765 | 40,91,970 | 42,78,046 | 49,15,851 |
| AR32 | Other Income | | | | | | | | | | |
| AR32.202 | Interest On Saving Accounts | | | | | | | | | | |
| AR32.202.001 | [0520] Interest On Saving Bank Account | 13,200 | 6,000 | 6,000 | 6,000 | | | | | | |
| | AR32.202 TOTAL | 13,200 | 6,000 | 6,000 | 6,000 | | | | | | |
| | AR32 TOTAL | 13,200 | 6,000 | 6,000 | 6,000 | | | | | | |
| AR33 | Income From Investments | | | | | | | | | | |
| AR33.202 | Investment From University Fund | | | | | | | | | | |
| AR33.202.007 | [0627] Interest On Term Deposits With Bank | 3,700 | 45,000 | 4,600 | 5,600 | | | | | | |
| | AR33.202 TOTAL | 3,700 | 45,000 | 4,600 | 5,600 | | | | | | |
| | AR33 TOTAL | 3,700 | 45,000 | 4,600 | 5,600 | | | | | | |
| | Sector A TOTAL | 41,13,291 | 45,25,310 | 45,51,273 | 51,95,511 | | Sector A TOTAL | 40,62,855 | 45,21,370 | 45,11,496 | 51,79,351 |
| Sector D | Deposits And Advances Budget | | | | | Sector D | Deposits And Advances Budget | | | | |
| DR01 | Students Related Deposits | | | | | DP01 | Students Related Deposits | | | | |
| DR01.301 | Library Deposit | | | | | DP01.301 | Library Deposit | | | | |
| DR01.301.001 | [2105] Receipts Of Deposit | 54,000 | 60,000 | 52,500 | 45,000 | DP01.301.001 | [5291] Refund Of Deposit | | | | |
| | | | | | | DP01.301.002 | [5292] Transfer To Library | 54,000 | 60,000 | 52,500 | 45,000 |
| | DR01.301 TOTAL | 54,000 | 60,000 | 52,500 | 45,000 | | DP01.301 TOTAL | 54,000 | 60,000 | 52,500 | 45,000 |
| DR01.306 | Caution Maoney Deposit | | | | | DP01.306 | Caution Maoney Deposit | | | | |
| DR01.306.001 | [2171] Caution Money Deposit(refund) | 3,300 | 4,000 | 3,300 | 3,000 | DP01.306.001 | [5320] Refund Of Deposit | 3,300 | 4,000 | 3,300 | 3,000 |
| | DR01.306 TOTAL | 3,300 | 4,000 | 3,300 | 3,000 | | DP01.306 TOTAL | 3,300 | 4,000 | 3,300 | 3,000 |
| | DR01 TOTAL | 57,300 | 64,000 | 55,800 | 48,000 | | DP01 TOTAL | 57,300 | 64,000 | 55,800 | 48,000 |

| RECEIPTS | | | | | | EXPENDITURE | | | | | |
|----------|-------------------------|---|------------------------------------|---|------------------------------------|-------------|-------------------------|---|------------------------------------|---|------------------------------------|
| ALIAS | PARTICULARS | Unaudited Figures For Year 2016 - 2017 | Budget Estimates 2017 - 2018 | Revised Budget Estimates 2017 - 2018 | Budget Estimates 2018 - 2019 | ALIAS | PARTICULARS | Unaudited Figures For Year 2016 - 2017 | Budget Estimates 2017 - 2018 | Revised Budget Estimates 2017 - 2018 | Budget Estimates 2018 - 2019 |
| | Sector D TOTAL | 57,300 | 64,000 | 55,800 | 48,000 | | Sector D TOTAL | 57,300 | 64,000 | 55,800 | 48,000 |
| | 0391 Aided Total | 41,70,591 | 45,89,310 | 46,07,073 | 52,43,511 | | 0391 Aided Total | 41,20,155 | 45,85,370 | 45,67,296 | 52,27,351 |



0392 - Department Of Geography, Pune (Aided)

(Old Aided Code : 2407)

| RECEIPTS | | | | | | EXPENDITURE | | | | | |
|----------|---|---|------------------------------------|---|------------------------------------|--------------|---|---|------------------------------------|---|------------------------------------|
| ALIAS | PARTICULARS | Unaudited Figures For Year 2016 - 2017 | Budget Estimates 2017 - 2018 | Revised Budget Estimates 2017 - 2018 | Budget Estimates 2018 - 2019 | ALIAS | PARTICULARS | Unaudited Figures For Year 2016 - 2017 | Budget Estimates 2017 - 2018 | Revised Budget Estimates 2017 - 2018 | Budget Estimates 2018 - 2019 |
| Sector A | Capital And Revenue Receipt / Expenditure Budget | | | | | Sector A | Capital And Revenue Receipt / Expenditure Budget | | | | |
| | | | | | | AP03 | Furniture & Fixtures | | | | |
| | | | | | | AP03.101 | Purchase Of Furniture & Fixtures | | | | |
| | | | | | | AP03.101.001 | [3065] Purchase Of Furniture | 30,000 | 16,000 | 16,000 | 15,000 |
| | | | | | | | AP03.101 TOTAL | 30,000 | 16,000 | 16,000 | 15,000 |
| | | | | | | | AP03 TOTAL | 30,000 | 16,000 | 16,000 | 15,000 |
| | | | | | | AP04 | Equipments | | | | |
| | | | | | | AP04.101 | Purchase Of Equipments | | | | |
| | | | | | | AP04.101.020 | [3104] Purchase Of Lab Equipments | | 10,000 | 10,000 | 10,000 |
| | | | | | | | AP04.101 TOTAL | | 10,000 | 10,000 | 10,000 |
| | | | | | | | AP04 TOTAL | | 10,000 | 10,000 | 10,000 |
| | | | | | | AP07 | Books & Journals | | | | |
| | | | | | | AP07.101 | Purchase Of Books & Journals | | | | |
| | | | | | | AP07.101.001 | [3155] Purchase Of Books & Journals | 5,000 | 5,000 | 5,000 | 5,000 |
| | | | | | | AP07.101.002 | [3156] Purchase Of Books For Bscit | | | | |
| | | | | | | AP07.101.003 | [3157] Purchase Of Books For Bms | | | | |
| | | | | | | AP07.101.004 | [3158] Purchase Of Journals | | | | |
| | | | | | | | AP07.101 TOTAL | 5,000 | 5,000 | 5,000 | 5,000 |
| | | | | | | | AP07 TOTAL | 5,000 | 5,000 | 5,000 | 5,000 |
| | | | | | | AP08 | Software & Development | | | | |
| | | | | | | AP08.101 | Purchase Of Software | | | | |
| | | | | | | AP08.101.005 | [3174] Purchase Of Software | | 10,000 | 10,000 | 8,000 |
| | | | | | | | AP08.101 TOTAL | | 10,000 | 10,000 | 8,000 |
| | | | | | | | AP08 TOTAL | | 10,000 | 10,000 | 8,000 |
| | | | | | | AP09 | Hardware & Peripherals | | | | |
| | | | | | | AP09.101 | Development Exp. | | | | |
| | | | | | | AP09.101.001 | [3200] Purchase Of Computer | | | | |
| | | | | | | | AP09.101 TOTAL | | | | |
| | | | | | | | AP09 TOTAL | | | | |
| AR10 | Other Development Receipts | | | | | | | | | | |
| AR10.101 | Development Fees | | | | | | | | | | |

| RECEIPTS | | | | | | EXPENDITURE | | | | | |
|--------------|--|--|------------------------------|--------------------------------------|------------------------------|--------------|---|--|------------------------------|--------------------------------------|------------------------------|
| ALIAS | PARTICULARS | Unaudited Figures For Year 2016 - 2017 | Budget Estimates 2017 - 2018 | Revised Budget Estimates 2017 - 2018 | Budget Estimates 2018 - 2019 | ALIAS | PARTICULARS | Unaudited Figures For Year 2016 - 2017 | Budget Estimates 2017 - 2018 | Revised Budget Estimates 2017 - 2018 | Budget Estimates 2018 - 2019 |
| AR10.101.001 | [0111] Development Fees From Student - Institute Share | 4,500 | 5,125 | 3,875 | 5,000 | | | | | | |
| | [0112] Development Fees From Student-University Share | 4,500 | 5,125 | 3,875 | 5,000 | | | | | | |
| | [0113] Development Fee | 9,000 | 10,250 | 7,750 | 10,000 | | | | | | |
| | AR10.101 TOTAL | 4,500 | 5,125 | 3,875 | 5,000 | | | | | | |
| | AR10 TOTAL | 4,500 | 5,125 | 3,875 | 5,000 | | | | | | |
| AR21 | Fees From Students & Colleges | | | | | AP21 | Academic & Activity Expenses | | | | |
| AR21.201 | Academic Receipts - University | | | | | AP21.201 | Academic Expenses | | | | |
| AR21.201.010 | [0202] Disaster Management Fee - Net | | | | | AP21.201.001 | [3325] Admission Expenses | 1,000 | 1,000 | | 1,000 |
| AR21.201.025 | [0208] Alumni Fees Net | | 1,600 | | | AP21.201.002 | [3326] Publications | | | | |
| | [6370] Alumni Fee - Gross | 1,700 | | 1,400 | 1,500 | AP21.201.003 | [3327] Field Work/Participation | 2,000 | | | |
| | [6371] Less : 100 % Transfer To University | 1,700 | | 1,400 | 1,500 | AP21.201.004 | [3328] Student Welfare Expenses/ Student Council Expenses | 2,000 | 2,000 | 2,000 | 2,000 |
| AR21.201.027 | [0210] Centenary Fees Net | | 4,100 | | | AP21.201.005 | [3329] Laboratory Expenses | 2,200 | 15,000 | 15,000 | 15,000 |
| | [6372] Centenary Fees - Gross | 4,700 | 4,500 | | | AP21.201.006 | [3330] Souvenir | | | | |
| | [6373] Less :100 % Transfer To Univaersity | 4,700 | | | | AP21.201.011 | [3335] Prospectus Expenses | | | | |
| AR21.201.028 | [0211] Subject Association Fee Net | | 2,050 | | | AP21.201.012 | [3336] Forms Expenses | | | | |
| | [6374] Subject Association Fees - Gross | 1,800 | | 1,450 | 2,000 | AP21.201.016 | [3340] Identity Card Expenses | 2,000 | 2,000 | 2,000 | 2,000 |
| | [6375] Less : 100 % Transfer To University | 1,800 | | 1,450 | 2,000 | | | | | | |
| AR21.201.029 | [0212] Calandar Fee Net | 1,500 | | | | | | | | | |
| | AR21.201 TOTAL | 1,500 | 7,750 | | | | AP21.201 TOTAL | 9,200 | 20,000 | 19,000 | 20,000 |
| AR21.202 | Academic Receipts -Institution | | | | | AP21.202 | Activity Expenses | | | | |
| AR21.202.001 | [0220] Admission Fee | 8,970 | 9,430 | 6,670 | 9,200 | AP21.202.001 | [3355] Gymkhana Expenses | 5,000 | 5,000 | 5,000 | 5,000 |
| AR21.202.002 | [0221] Tution Fee | 82,000 | 41,000 | 29,000 | 40,000 | AP21.202.002 | [3356] Training Programme For Staff | 1,500 | 1,000 | 1,000 | 1,000 |
| AR21.202.003 | [0222] Computer Training Fee | 16,200 | 32,800 | 11,300 | | AP21.202.003 | [3357] Computer Training Expenses | 1,500 | 13,500 | | 5,000 |
| AR21.202.004 | [0223] Identity Card Fee | 2,030 | 1,435 | 1,470 | 1,400 | AP21.202.004 | [3358] International Collaborations | | | | |
| | [0224] Diary Fee - Gross | 1,800 | | | | AP21.202.005 | [3359] Disaster Management Expenses | | | | |
| | [0225] Diary Fee - Less : 100% Transfer To University | | | | | AP21.202.006 | [3360] Computer Lab Expenses | 5,000 | 5,000 | 5,000 | 5,000 |
| AR21.202.005 | [0226] Diary Fee - Net | 1,800 | | | | AP21.202.011 | [3365] Educational Tour Expenses | 15,000 | 15,000 | 15,000 | 15,000 |
| | [0227] E-Suvidha Fee - Gross | 1,800 | 2,050 | 1,450 | 2,000 | AP21.202.012 | [3366] Field Visit Expenses | 6,000 | 10,000 | 10,000 | 8,000 |
| | [0228] E-Suvidha - Less : 100% Transfer To University | 1,800 | 2,050 | 1,450 | 2,000 | AP21.202.013 | [3367] Phd Expenses | 15,585 | 40,000 | 53,318 | 40,000 |
| AR21.202.006 | [0229] E-Suvidha - Net | | | | | AP21.202.016 | [3370] Enrichment Activity Expenses | | | | |
| | [0230] Students Welfare Fee - Gross | 2,700 | 3,075 | 2,175 | 6,000 | AP21.202.017 | [3371] Aptitude Expenses | | | | |
| | [0231] Students Welfare Fee -Less : Transfer To University | 2,700 | 3,075 | 2,175 | 6,000 | AP21.202.018 | [3372] Transcript Charge Expenses | | | | |
| AR21.202.007 | [0232] Students Welfare Fee - Net | | | | | AP21.202.019 | [3373] Teaching Aid & Accessories Expenses | 1,500 | 1,000 | 1,000 | 1,000 |
| | [0233] Medical Fee - Gross | 1,260 | 1,435 | 1,015 | 1,400 | AP21.202.020 | [3374] Internship Expenses | 4,613 | 5,000 | 5,000 | 5,000 |

| RECEIPTS | | | | | | EXPENDITURE | | | | | |
|--------------|--|---|------------------------------------|---|------------------------------------|--------------|--|---|------------------------------------|---|------------------------------------|
| ALIAS | PARTICULARS | Unaudited Figures For Year 2016 - 2017 | Budget Estimates 2017 - 2018 | Revised Budget Estimates 2017 - 2018 | Budget Estimates 2018 - 2019 | ALIAS | PARTICULARS | Unaudited Figures For Year 2016 - 2017 | Budget Estimates 2017 - 2018 | Revised Budget Estimates 2017 - 2018 | Budget Estimates 2018 - 2019 |
| AR21.202.008 | [0234] Medical Fee-Less : Transfer To University | 1,260 | 1,435 | 1,015 | 1,400 | AP21.202.023 | [3377] Dissertation Expenses | 3,433 | 5,000 | 5,000 | 3,000 |
| | [0235] Medical Fee - Net | | | | | AP21.202.024 | [3378] Project Work Expenses | 3,000 | 3,000 | | 2,000 |
| AR21.202.009 | [0236] Sports Fee - Gross | 3,600 | 4,100 | 3,000 | 4,000 | AP21.202.025 | [3379] Assessment Expenses | | | | |
| | [0237] Sports Fee -Less : Transfer To University | 3,600 | 4,100 | 3,000 | 4,000 | AP21.202.026 | [3380] Periodic Test Expenses | | | | |
| AR21.202.010 | [0238] Sports Fee - Net | | | | | AP21.202.029 | [3383] Material For Daily Practices Expenses | | | | |
| | [0239] Disaster Management Fee - Gross | 360 | 410 | 290 | 400 | AP21.202.030 | [3384] Binding Charges | 1,000 | 1,000 | 1,000 | 1,000 |
| AR21.202.011 | [0240] Disaster Management Fee -Less : 100% Transfer To University | 360 | 410 | 290 | 400 | AP21.202.031 | [3385] Mike Charges Expenses | | | | |
| | [0241] Disaster Management Fee - Net | | | | | AP21.202.032 | [3386] Exhibition Expenses | | | | |
| AR21.202.012 | [0242] Ashwamedh/ Avishkar/ Indradhanushya Fee - Gross | 1,080 | 1,230 | 870 | 1,200 | AP21.202.033 | [3387] Entertainment Expenses | | | | |
| | [0243] Ashwamedh/ Avishkar/ Indradhanushya Fee -Less : 100% Transfer To University | 1,080 | 1,230 | 870 | 1,200 | AP21.202.034 | [3388] Awards & Prizes | 800 | 1,000 | 1,000 | 1,000 |
| AR21.202.013 | [0244] Ashwamedh/ Avishkar/ Indradhanushya Fee - Net | | | | | AP21.202.038 | [3391] Guest Lecture | 2,500 | 5,000 | 5,000 | 5,000 |
| | [0245] Eligibility Fee -Gross | 4,750 | 10,250 | 3,750 | 6,250 | AP21.202.039 | [3392] Naac Expenses | | | | |
| AR21.202.014 | [0246] Eligibility Fee -Less : 100% Transfer To University | 4,750 | 10,250 | 3,750 | 6,250 | | | | | | |
| | [0247] Eligibility Fee -Net | | | | | | | | | | |
| AR21.202.015 | [0248] Enrolment Fee - Gross | 4,750 | 10,250 | 3,750 | 6,250 | | | | | | |
| | [0249] Enrolment Fee - Less : 100% Transfer To University | 4,750 | 10,250 | 3,750 | 6,250 | | | | | | |
| AR21.202.016 | [0250] Enrolment Fee - Net | | | | | | | | | | |
| | [0251] Examinations - Gross | 57,600 | 65,600 | 54,400 | 64,000 | | | | | | |
| AR21.202.017 | [0252] Examinations -Less :Transfer To University | 57,600 | 65,600 | 54,400 | 64,000 | | | | | | |
| | [0253] Examinations Fee- Net | | | | | | | | | | |
| AR21.202.018 | [0254] Practical Examination Fees - Gross | 25,200 | 65,600 | 21,700 | 28,000 | | | | | | |
| | [6300] Practical Examinations Fee-Less : Transfer To University | 25,200 | 65,600 | 21,700 | 28,000 | | | | | | |
| AR21.202.019 | [6301] Practical Examinations Fee - Net | | | | | | | | | | |
| | [6302] Other Examination Fee - Gross | | | | | | | | | | |
| AR21.202.020 | [6340] Other Examination Fee -Less : Transfer To University | | | | | | | | | | |
| | [6303] Other Examinations Fee - Net | | | | | | | | | | |
| AR21.202.021 | [6304] Convocation Fee - Gross | 4,950 | 7,200 | 8,200 | 6,750 | | | | | | |
| | [6305] Convocation Fee -Less : 100% Transfer To University | 4,950 | 7,200 | 8,200 | 6,750 | | | | | | |
| AR21.202.022 | [6306] Convocation Fee - Net | | | | | | | | | | |
| | [6307] Library Fee - Gross | 36,000 | 41,000 | 29,000 | 40,000 | | | | | | |

| RECEIPTS | | | | | | EXPENDITURE | | | | | |
|--------------|---|--|------------------------------|--------------------------------------|------------------------------|--------------|--------------------------------------|--|------------------------------|--------------------------------------|------------------------------|
| ALIAS | PARTICULARS | Unaudited Figures For Year 2016 - 2017 | Budget Estimates 2017 - 2018 | Revised Budget Estimates 2017 - 2018 | Budget Estimates 2018 - 2019 | ALIAS | PARTICULARS | Unaudited Figures For Year 2016 - 2017 | Budget Estimates 2017 - 2018 | Revised Budget Estimates 2017 - 2018 | Budget Estimates 2018 - 2019 |
| AR21.202.018 | [6308] Library Fee -Less : 100% Transfer To University Library | 36,000 | 41,000 | 29,000 | 40,000 | | | | | | |
| | [6309] Library Fee - Net | | | | | | | | | | |
| | [6311] College Library Fee - Less : 100% Transfer To University Library | | | | | | | | | | |
| | [6318] Passing Certificate Fee - Gross | 1,650 | 2,400 | 2,550 | 2,250 | | | | | | |
| | [6319] Passing Certificate Fee -Less : 100% Transfer To University | 1,650 | 2,400 | 2,550 | 2,250 | | | | | | |
| AR21.202.023 | [6320] Passing Certificate Fee | | | | | | | | | | |
| | [6321] Dissertation Fee - Gross | 4,250 | 4,000 | 3,500 | 3,750 | | | | | | |
| | [6322] Dissertation Fee -Less : 100% Transfer To University | | | | | | | | | | |
| AR21.202.024 | [6323] Dissertation Fee - Net | 4,250 | | 3,500 | 3,750 | | | | | | |
| | AR21.202 TOTAL | 1,15,250 | 84,665 | 51,940 | 54,350 | | AP21.202 TOTAL | 66,431 | 1,10,500 | 1,07,318 | 97,000 |
| AR21.203 | Activity Fees | | | | | AR21.203 | Examination Expenses | | | | |
| AR21.203.001 | [0260] Gymkhana Fee | 18,500 | 20,500 | 14,500 | 20,000 | AR21.203.001 | [3470] Printing | 1,500 | 1,000 | | 1,000 |
| AR21.203.002 | [0261] Laboratory Fee | 23,000 | 1,23,000 | 87,000 | 1,20,000 | AR21.203.002 | [3471] Stationery | 2,580 | 1,000 | | |
| AR21.203.003 | [0262] Laboratory Breakages | | | | | AR21.203.003 | [3472] Printing Of Answer Books | | | | |
| AR21.203.004 | [0263] Internship Fee | 9,500 | 8,000 | 7,000 | 7,500 | AR21.203.004 | [3473] Printing Of Question Papers | | | | |
| AR21.203.007 | [0266] Ph. D. Fee | | | | | AR21.203.005 | [3474] Ph.D Remuneration Expenses | 5,000 | 7,000 | 7,000 | 5,000 |
| AR21.203.012 | [0271] Registration Fee | 3,200 | 2,500 | 1,600 | 2,500 | AR21.203.006 | [3475] Examination Remuneration | 1,000 | | | |
| AR21.203.023 | [0282] Department Activity Fee | 9,000 | | | | AR21.203.007 | [3476] Marksheet Expenses | | | | |
| AR21.203.075 | [0334] T.C. Fees | 90 | 510 | 890 | 450 | AR21.203.008 | [3477] Convocation Expenses | | | | |
| AR21.203.096 | [0355] Insurance Fees | 198 | 902 | 638 | 880 | AR21.203.009 | [3478] Dissertation Expenses | | | | |
| | | | | | | AR21.203.010 | [3479] Post & Courier Charges | 851 | 500 | | |
| | | | | | | AR21.203.011 | [3480] Travelling Expenses For Exam. | 500 | 1,000 | | |
| | | | | | | AR21.203.012 | [3481] Admission Test Expenses | | | | |
| | | | | | | AR21.203.013 | [3482] Paper Setting | | | | |
| | | | | | | AR21.203.014 | [3483] Evaluation | | | | |
| | | | | | | AR21.203.015 | [3484] Practical Examination | 834 | 12,000 | 27,640 | 30,000 |
| | | | | | | AR21.203.016 | [3485] Vigilance Squad Expenses | | | | |
| | | | | | | AR21.203.017 | [3486] Centre Expenses | 1,000 | 1,000 | | 1,000 |
| | | | | | | AR21.203.018 | [3487] Other Contingent Expenses | 1,000 | 500 | | |
| | AR21.203 TOTAL | 63,488 | 1,55,412 | 1,11,628 | 1,51,330 | | AP21.203 TOTAL | 14,265 | 24,000 | 34,640 | 37,000 |
| | | | | | | AR21.206 | Seminars & Conferences | | | | |
| | | | | | | AR21.206.001 | [3515] Seminar Publication | | 1,000 | | 1,000 |
| | | | | | | AR21.206.002 | [3516] Stationery | 1,500 | | | 1,500 |
| | | | | | | AR21.206.003 | [3517] Study Tours | | 1,000 | | 1,000 |
| | | | | | | AR21.206.004 | [3518] Memorial Lectures | 1,500 | | | 1,000 |
| | | | | | | AR21.206.005 | [3519] Publication Working Papers | | 1,000 | | 1,000 |

| RECEIPTS | | | | | | EXPENDITURE | | | | | |
|--------------|---|---|------------------------------------|---|------------------------------------|--------------|--|---|------------------------------------|---|------------------------------------|
| ALIAS | PARTICULARS | Unaudited Figures For Year 2016 - 2017 | Budget Estimates 2017 - 2018 | Revised Budget Estimates 2017 - 2018 | Budget Estimates 2018 - 2019 | ALIAS | PARTICULARS | Unaudited Figures For Year 2016 - 2017 | Budget Estimates 2017 - 2018 | Revised Budget Estimates 2017 - 2018 | Budget Estimates 2018 - 2019 |
| | | | | | | AP21.206.006 | [3520] Travelling Expenses | 1,500 | | | 1,500 |
| | | | | | | AP21.206.007 | [3521] Books & Journals | 500 | 500 | | 1,000 |
| | | | | | | | AP21.206 TOTAL | 5,000 | 3,500 | | 8,000 |
| AR21.207 | Other Fee | | | | | | | | | | |
| AR21.207.001 | [0411] Aptitude Fee | | | | | | | | | | |
| AR21.207.002 | [0412] Fine/ Miscellaneous Fee | 6,000 | 6,150 | 4,350 | 6,000 | | | | | | |
| AR21.207.010 | [0420] Admission Cancellation Processing Fees | | | | | | | | | | |
| | AR21.207 TOTAL | 6,000 | 6,150 | 4,350 | 6,000 | | | | | | |
| | | | | | | AP21.208 | Library Expenses | | | | |
| | | | | | | AP21.208.001 | [3540] Journals & Periodicals | 5,000 | 5,000 | | 5,000 |
| | | | | | | AP21.208.002 | [3536] Binding Charges | 1,000 | 1,000 | | 1,000 |
| | | | | | | | AP21.208 TOTAL | 6,000 | 6,000 | | 6,000 |
| | | | | | | AP21.209 | Students' Welfare , Sports & Cultural Activities Expenses | | | | |
| | | | | | | AP21.209.001 | [3550] Annual Social /Cultural | 3,000 | 3,000 | 3,000 | 3,000 |
| | | | | | | AP21.209.002 | [3551] Function & Festival | 1,500 | 1,500 | | 1,500 |
| | | | | | | AP21.209.007 | [3556] Co-Curriculum Activity Expenses | 1,000 | 1,000 | | 1,000 |
| | | | | | | AP21.209.010 | [3559] Inter Collegiate Competition Expenses/Tejaswini | | | | |
| | | | | | | AP21.209.011 | [3560] State Level Competition Expense | | | | |
| | | | | | | AP21.209.012 | [3561] Internal Activity Expenses | 2,000 | | | |
| | | | | | | AP21.209.013 | [3562] Workshops & Seminars Expenses | 3,000 | 10,000 | | 10,000 |
| | | | | | | AP21.209.017 | [3566] Students Council Expenses | 1,000 | | | 1,000 |
| | | | | | | | AP21.209 TOTAL | 11,500 | 15,500 | 3,000 | 16,500 |
| AR21.210 | Ph. D. Fee | | | | | | | | | | |
| AR21.210.001 | [0460] Registration Fee Net | 8,000 | 4,000 | 2,000 | 6,000 | | | | | | |
| | [0461] Enrolment Fee - Gross | 2,000 | 4,000 | 500 | 1,500 | | | | | | |
| | [0462] Enrolment Fee - Less : 100% Transfer To University | 2,000 | 4,000 | | | | | | | | |
| AR21.210.002 | [0463] Enrolment Fee Net | | | | | | | | | | |
| | [0464] Eligibility Fee - Gross | 2,000 | 1,000 | 500 | 1,500 | | | | | | |
| | [0465] Eligibility Fee - Less : 100% Transfer To University | 2,000 | 1,000 | | | | | | | | |
| AR21.210.003 | [0466] Eligibility Fee Net | | | | | | | | | | |
| AR21.210.004 | [0467] Admission Fee | 4,000 | 4,000 | 1,000 | 3,000 | | | | | | |
| AR21.210.005 | [0468] Tuition Fee | 72,500 | 67,500 | 1,42,000 | 90,000 | | | | | | |
| AR21.210.006 | [0469] Laboratory Fee | 1,47,000 | 24,000 | 52,000 | 56,000 | | | | | | |
| AR21.210.007 | [0470] Department Activity Fee | 17,000 | 12,000 | 26,000 | 28,000 | | | | | | |
| | [0471] Caution Deposit - Gross | 4,000 | 2,000 | 1,000 | 3,000 | | | | | | |

| RECEIPTS | | | | | | EXPENDITURE | | | | | |
|--------------|---|--|------------------------------|--------------------------------------|------------------------------|--------------|--|--|------------------------------|--------------------------------------|------------------------------|
| ALIAS | PARTICULARS | Unaudited Figures For Year 2016 - 2017 | Budget Estimates 2017 - 2018 | Revised Budget Estimates 2017 - 2018 | Budget Estimates 2018 - 2019 | ALIAS | PARTICULARS | Unaudited Figures For Year 2016 - 2017 | Budget Estimates 2017 - 2018 | Revised Budget Estimates 2017 - 2018 | Budget Estimates 2018 - 2019 |
| | [0472] Caution Deposit - Less : 100% Refundable To Student | 4,000 | 2,000 | | | | | | | | |
| | [0474] Library Fee - Gross | 8,000 | 2,000 | 14,000 | 14,000 | | | | | | |
| | [6350] Library Fee - Less : 100% Trf To Central Library | 8,000 | 2,000 | | | | | | | | |
| | [6352] Diary Fee - Gross | | | | | | | | | | |
| AR21.210.010 | [6354] Diary Fee | | | | | | | | | | |
| AR21.210.011 | [6355] Evaluation Fee | 8,000 | 4,000 | 2,000 | 4,000 | | | | | | |
| | [6356] Library Deposit - Gross | 16,000 | 8,000 | 4,000 | 12,000 | | | | | | |
| | [6357] Library Deposit - Less : 100% Trf To Central Library | 16,000 | 8,000 | | 12,000 | | | | | | |
| AR21.210.012 | [6358] Library Deposit - Net | | | | | | | | | | |
| AR21.210.013 | [6359] Late Fee (Income) | 1,900 | | | 3,200 | | | | | | |
| | AR21.210 TOTAL | 2,58,400 | 1,15,500 | 2,25,000 | 1,90,200 | | | | | | |
| | AR21 TOTAL | 4,44,638 | 3,69,477 | 3,92,918 | 4,01,880 | | | | | | |
| | | | | | | | AP21 TOTAL | 1,12,396 | 1,79,500 | 1,63,958 | 1,84,500 |
| | | | | | | AP22 | Administrative & General Expenses | | | | |
| | | | | | | AP22.201 | Administrative Expenses | | | | |
| | | | | | | AP22.201.001 | [3601] Advertisement And Publicity | | 5,000 | | 5,000 |
| | | | | | | AP22.201.002 | [3602] Printing | 4,000 | 3,000 | 3,000 | 3,000 |
| | | | | | | AP22.201.003 | [3603] Stationery | 8,000 | 9,000 | 9,000 | 10,000 |
| | | | | | | AP22.201.004 | [3604] Paper For Printing | 1,000 | | | 1,000 |
| | | | | | | AP22.201.005 | [3605] Xeroxing Charges | 1,008 | 3,000 | 3,000 | 3,000 |
| | | | | | | AP22.201.006 | [3606] Electricity And Power | 1,000 | 2,000 | | 1,500 |
| | | | | | | AP22.201.007 | [3607] Telephone And Internet Charges | 13,514 | 22,000 | 24,000 | 24,000 |
| | | | | | | AP22.201.008 | [3608] Postage , Telegram & Courier Charges | 160 | 2,000 | 2,000 | 2,000 |
| | | | | | | AP22.201.010 | [3610] Professional Charges | 2,500 | 2,000 | 2,000 | 2,000 |
| | | | | | | AP22.201.011 | [3611] Meeting Expenses | 2,000 | 2,000 | 2,000 | 2,000 |
| | | | | | | AP22.201.012 | [3612] Membership / Subscription Expenses | 1,500 | 1,500 | 1,500 | 1,000 |
| | | | | | | AP22.201.013 | [3613] Contingency Expenses | | | | |
| | | | | | | AP22.201.014 | [3614] News Paper, Periodicals (Magaziens & Journals) | 878 | 2,000 | 2,000 | 2,000 |
| | | | | | | AP22.201.015 | [3615] Uniform To Peons | | 2,000 | | |
| | | | | | | AP22.201.016 | [3616] Sanitary Materials | 2,000 | 2,000 | 2,000 | 2,000 |
| | | | | | | AP22.201.017 | [3617] Garden Expenditure | 260 | 1,000 | 1,000 | 1,000 |
| | | | | | | AP22.201.021 | [3621] Pest Control | 1,000 | 1,000 | 1,000 | 1,000 |
| | | | | | | AP22.201.022 | [3622] Bank Charges | 1,500 | 1,000 | 1,000 | 1,000 |
| | | | | | | AP22.201.023 | [3623] Miscellaneous Expenses | 160 | 2,000 | 2,000 | 1,500 |
| | | | | | | AP22.201.024 | [3624] Statutory Audit Charges | 5,000 | 5,000 | 5,000 | 5,000 |
| | | | | | | AP22.201.025 | [3625] Internal Audit Charges | 5,000 | 5,000 | 5,000 | 5,000 |

| RECEIPTS | | | | | | EXPENDITURE | | | | | |
|--------------|--|---|------------------------------------|---|------------------------------------|--------------|---|---|------------------------------------|---|------------------------------------|
| ALIAS | PARTICULARS | Unaudited Figures For Year 2016 - 2017 | Budget Estimates 2017 - 2018 | Revised Budget Estimates 2017 - 2018 | Budget Estimates 2018 - 2019 | ALIAS | PARTICULARS | Unaudited Figures For Year 2016 - 2017 | Budget Estimates 2017 - 2018 | Revised Budget Estimates 2017 - 2018 | Budget Estimates 2018 - 2019 |
| | | | | | | AP22.201.028 | [3628] Outsourcing Account Work | 5,000 | 5,000 | 5,000 | 5,000 |
| | | | | | | | AP22.201 TOTAL | 55,480 | 77,500 | 70,500 | 78,000 |
| | | | | | | AP22.202 | Travelling And Transportation Expenses | | | | |
| | | | | | | AP22.202.001 | [3645] Ta/Da Expenses Staff | 1,500 | 8,000 | 8,000 | 7,500 |
| | | | | | | AP22.202.002 | [3646] Ta/Da Expenses Meeting | 4,000 | 5,000 | 5,000 | 5,000 |
| | | | | | | AP22.202.003 | [3647] Vehicle Hire Charges | 5,000 | 8,000 | 8,000 | 7,000 |
| | | | | | | AP22.202.004 | [3648] Food Allowance | | | | |
| | | | | | | | AP22.202 TOTAL | 10,500 | 21,000 | 21,000 | 19,500 |
| | | | | | | AP22.203 | Insurance & Taxes | | | | |
| | | | | | | AP22.203.001 | [3655] Insurance | 726 | 902 | 638 | 880 |
| | | | | | | AP22.203.002 | [3656] Rates And Taxes | 1,000 | 1,000 | 1,000 | 1,000 |
| | | | | | | AP22.203.003 | [3657] Property Tax | | | | |
| | | | | | | | AP22.203 TOTAL | 1,726 | 1,902 | 1,638 | 1,880 |
| | | | | | | AP22.204 | Outsource Services | | | | |
| | | | | | | AP22.204.001 | [3665] House Keeping Services | 1,000 | 5,000 | 5,000 | 5,000 |
| | | | | | | AP22.204.005 | [3669] Scanning & Data Entry Work | 1,000 | 1,000 | 1,000 | 1,000 |
| | | | | | | AP22.204.006 | [3670] Other Services | 500 | 500 | 500 | 800 |
| | | | | | | | AP22.204 TOTAL | 2,500 | 6,500 | 6,500 | 6,800 |
| | | | | | | AP22.205 | Repairs And Maintenance | | | | |
| | | | | | | AP22.205.001 | [3675] Maintenance Of Office Equipments | 8,000 | 8,000 | 10,000 | 10,000 |
| | | | | | | AP22.205.002 | [3676] Maintenance Of Furniture & Fixture | 5,000 | 5,000 | 8,000 | 8,000 |
| | | | | | | AP22.205.003 | [3677] Maintenance Of Electric Installation | 4,000 | 5,000 | 5,000 | 5,000 |
| | | | | | | AP22.205.004 | [3678] Maintenance Of Hardwares | 19,000 | 20,000 | 20,000 | 20,000 |
| | | | | | | AP22.205.005 | [3679] Maintenance Of Software | 5,000 | 5,000 | 5,012 | 5,000 |
| | | | | | | AP22.205.010 | [3684] Antivirus Software | 14,780 | 15,000 | 15,000 | 2,000 |
| | | | | | | AP22.205.011 | [3685] Cleaning Material & Services | | | 3,000 | 3,000 |
| | | | | | | AP22.205.012 | [3686] Maintenance Of Building | | | | |
| | | | | | | | AP22.205 TOTAL | 55,780 | 58,000 | 66,012 | 53,000 |
| | | | | | | AP22.206 | Other Expenses | | | | |
| | | | | | | AP22.206.004 | [3713] Hospitality & Sumptuary Expenses | 3,005 | 4,000 | 5,000 | 5,000 |
| | | | | | | AP22.206.008 | [3717] Any Other Contingent Expenses | 1,000 | 2,000 | 2,000 | 2,000 |
| | | | | | | | AP22.206 TOTAL | 4,005 | 6,000 | 7,000 | 7,000 |
| | | | | | | | AP22 TOTAL | 1,29,991 | 1,70,902 | 1,72,650 | 1,66,180 |
| AR31 | Salary Grants | | | | | AP31 | Staff Payments & Benefits | | | | |
| AR31.201 | State Government- Salary Grants (Non Teaching /Teaching Staff Under Sps) | | | | | AP31.201 | Aided Salaries (Teaching Staff Approved Under Sps) | | | | |
| AR31.201.001 | [0485] Salary Grant | 52,04,022 | 58,00,000 | 57,27,479 | 61,00,000 | AP31.201.001 | [3750] Pay & Allowances | 51,09,195 | 55,00,000 | 54,24,583 | 57,00,000 |
| | | | | | | AP31.201.002 | [3751] Clock Hour Basis / Consolidated | | | | |

| RECEIPTS | | | | | | EXPENDITURE | | | | | |
|--------------|---|--|------------------------------|--------------------------------------|------------------------------|---|-----------------------|--|------------------------------|--------------------------------------|------------------------------|
| ALIAS | PARTICULARS | Unaudited Figures For Year 2016 - 2017 | Budget Estimates 2017 - 2018 | Revised Budget Estimates 2017 - 2018 | Budget Estimates 2018 - 2019 | ALIAS | PARTICULARS | Unaudited Figures For Year 2016 - 2017 | Budget Estimates 2017 - 2018 | Revised Budget Estimates 2017 - 2018 | Budget Estimates 2018 - 2019 |
| | AR31.201 TOTAL | 52,04,022 | 58,00,000 | 57,27,479 | 61,00,000 | AP31.201.003 [3752] Vacant Posts AP31.201.006 [3755] Leave Travel Concession | AP31.201 TOTAL | 51,09,195 | 55,00,000 | 54,24,583 | 57,00,000 |
| | | | | | | AP31.202 Aided Non Teaching AP31.202.001 [3760] Pay & Allowances AP31.202.002 [3761] Clock Hour Basis / Consolidated | AP31.202 TOTAL | 2,12,827 | 3,00,000 | 3,02,896 | 4,00,000 |
| AR31.203 | SALARY FROM UNIVRSITY FUND | | | | | | | | | | |
| AR31.203.001 | [0510] Salary From University Fund | 4,20,500 | 4,10,000 | 1,71,000 | 2,22,000 | | | 2,12,827 | 3,00,000 | 3,02,896 | 4,00,000 |
| | AR31.203 TOTAL | 4,20,500 | 4,10,000 | 1,71,000 | 2,22,000 | | | 2,12,827 | 3,00,000 | 3,02,896 | 4,00,000 |
| | | | | | | AP31.204 Unaided Salaries (Teaching Staff) AP31.204.006 [3785] Visiting Faculty Teaching AP31.204.008 [3787] C. P. F. Management Share | AP31.204 TOTAL | 1,40,500 | 1,50,000 | 99,000 | 1,50,000 |
| | | | | | | AP31.205 Un Aided Non Teaching AP31.205.008 [3807] Temp. Non Teaching Staff | AP31.205 TOTAL | 1,62,000 | 2,60,000 | 72,000 | 72,000 |
| | AR31 TOTAL | 56,24,522 | 62,10,000 | 58,98,479 | 63,22,000 | | AP31 TOTAL | 56,24,522 | 62,10,000 | 58,98,479 | 63,22,000 |
| AR32 | Other Income | | | | | | | | | | |
| AR32.202 | Interest On Saving Accounts | | | | | | | | | | |
| AR32.202.001 | [0520] Interest On Saving Bank Account | 16,214 | 20,000 | 9,022 | 8,000 | | | 1,40,500 | 1,50,000 | 99,000 | 1,50,000 |
| | AR32.202 TOTAL | 16,214 | 20,000 | 9,022 | 8,000 | | | 1,40,500 | 1,50,000 | 99,000 | 1,50,000 |
| | AR32 TOTAL | 16,214 | 20,000 | 9,022 | 8,000 | | | | | | |
| AR33 | Income From Investments | | | | | | | | | | |
| AR33.202 | Investment From University Fund | | | | | | | | | | |
| AR33.202.007 | [0627] Interest On Term Deposits With Bank | 10,000 | 10,000 | | | | | 1,62,000 | 2,60,000 | 72,000 | 72,000 |
| | AR33.202 TOTAL | 10,000 | 10,000 | | | | | 1,62,000 | 2,60,000 | 72,000 | 72,000 |
| | AR33 TOTAL | 10,000 | 10,000 | | | | | | | | |
| | Sector A TOTAL | 60,99,874 | 66,14,602 | 63,04,294 | 67,36,880 | | Sector A TOTAL | 59,01,909 | 66,01,402 | 62,76,087 | 67,10,680 |
| Sector B | Agency Budget | | | | | Sector B | Agency Budget | | | | |
| BR02 | Grant -In- Aid State /Central Government | | | | | | | | | | |
| BR02.105 | Agency - Research | | | | | | | | | | |
| BR02.105.001 | Receipt From Ic SSR [0830] Receipt Of Grant | | | | | | | | | | |
| | BR02.105 TOTAL | | | | | | | | | | |
| | BR02 TOTAL | | | | | | | | | | |

| RECEIPTS | | | | | | EXPENDITURE | | | | | |
|--------------|---|--|------------------------------|--------------------------------------|------------------------------|--------------|---|--|------------------------------|--------------------------------------|------------------------------|
| ALIAS | PARTICULARS | Unaudited Figures For Year 2016 - 2017 | Budget Estimates 2017 - 2018 | Revised Budget Estimates 2017 - 2018 | Budget Estimates 2018 - 2019 | ALIAS | PARTICULARS | Unaudited Figures For Year 2016 - 2017 | Budget Estimates 2017 - 2018 | Revised Budget Estimates 2017 - 2018 | Budget Estimates 2018 - 2019 |
| BR11 | Grant-In-Aid U G C - Xii Plan - Revenue | | | | | BP11 | Grant-In-Aid U G C - Xii Plan - Revenue | | | | |
| BR11.216 | Conferences / Seminars / Symposia / Workshops | | | | | BP11.216 | Conferences / Seminars / Symposia / Workshops | | | | |
| BR11.216.001 | [1515] International Level Conference/Seminar / Wokshop | | | | | BP11.216.001 | [4915] International Level Conference/Seminar / Wokshop | | | | |
| | BR11.216 TOTAL | | | | | | BP11.216 TOTAL | | | | |
| | BR11 TOTAL | | | | | | BP11 TOTAL | | | | |
| | Sector B TOTAL | | | | | | Sector B TOTAL | | | | |
| Sector D | Deposits And Advances Budget | | | | | Sector D | Deposits And Advances Budget | | | | |
| DR01 | Students Related Deposits | | | | | DP01 | Students Related Deposits | | | | |
| DR01.301 | Library Deposit | | | | | DP01.301 | Library Deposit | | | | |
| DR01.301.001 | [2105] Receipts Of Deposit | 24,000 | 37,500 | 22,500 | 37,500 | DP01.301.001 | [5291] Refund Of Deposit | 24,000 | 37,500 | 22,500 | 37,500 |
| | DR01.301 TOTAL | 24,000 | 37,500 | 22,500 | 37,500 | | DP01.301 TOTAL | 24,000 | 37,500 | 22,500 | 37,500 |
| DR01.302 | Laboratory Deposit | | | | | DP01.302 | Laboratory Deposit | | | | |
| DR01.302.001 | [2110] Receipts Of Deposit | 23,000 | 12,500 | 7,500 | 12,500 | DP01.302.001 | [5295] Refund Of Deposit | 23,000 | 12,500 | 7,500 | 12,500 |
| | DR01.302 TOTAL | 23,000 | 12,500 | 7,500 | 12,500 | | DP01.302 TOTAL | 23,000 | 12,500 | 7,500 | 12,500 |
| DR01.306 | Caution Maoney Deposit | | | | | DP01.306 | Caution Maoney Deposit | | | | |
| DR01.306.001 | [2171] Caution Money Deposit(refund) | 2,100 | 2,500 | 1,500 | 2,500 | DP01.306.001 | [5320] Refund Of Deposit | 2,100 | 2,500 | 1,500 | 2,500 |
| | DR01.306 TOTAL | 2,100 | 2,500 | 1,500 | 2,500 | | DP01.306 TOTAL | 2,100 | 2,500 | 1,500 | 2,500 |
| | DR01 TOTAL | 49,100 | 52,500 | 31,500 | 52,500 | | DP01 TOTAL | 49,100 | 52,500 | 31,500 | 52,500 |
| | Sector D TOTAL | 49,100 | 52,500 | 31,500 | 52,500 | | Sector D TOTAL | 49,100 | 52,500 | 31,500 | 52,500 |
| | 0392 Aided Total | 61,48,974 | 66,67,102 | 63,35,794 | 67,89,380 | | 0392 Aided Total | 59,51,009 | 66,53,902 | 63,07,587 | 67,63,180 |



0394 - Department Of Drawing and Painting, Pune (Aided)

(Old Aided Code : 2412)

| RECEIPTS | | | | | | EXPENDITURE | | | | | |
|--------------|---|---|------------------------------------|---|------------------------------------|--------------|---|---|------------------------------------|---|------------------------------------|
| ALIAS | PARTICULARS | Unaudited Figures For Year 2016 - 2017 | Budget Estimates 2017 - 2018 | Revised Budget Estimates 2017 - 2018 | Budget Estimates 2018 - 2019 | ALIAS | PARTICULARS | Unaudited Figures For Year 2016 - 2017 | Budget Estimates 2017 - 2018 | Revised Budget Estimates 2017 - 2018 | Budget Estimates 2018 - 2019 |
| Sector A | Capital And Revenue Receipt / Expenditure Budget | | | | | Sector A | Capital And Revenue Receipt / Expenditure Budget | | | | |
| | | | | | | AP03 | Furniture & Fixtures | | | | |
| | | | | | | AP03.101 | Purchase Of Furniture & Fixtures | | | | |
| | | | | | | AP03.101.001 | [3065] Purchase Of Furniture | 11,355 | 20,000 | 20,000 | |
| | | | | | | | AP03.101 TOTAL | 11,355 | 20,000 | 20,000 | |
| | | | | | | | AP03 TOTAL | 11,355 | 20,000 | 20,000 | |
| | | | | | | AP04 | Equipments | | | | |
| | | | | | | AP04.101 | Purchase Of Equipments | | | | |
| | | | | | | AP04.101.007 | [3091] Purchase Of Envertor | | 38,000 | 38,000 | 40,000 |
| | | | | | | AP04.101.009 | [3093] Purchase Of Lcd | 40,000 | | | 60,000 |
| | | | | | | AP04.101.020 | [3104] Purchase Of Lab Equipments | 6,000 | | | |
| | | | | | | | AP04.101 TOTAL | 46,000 | 38,000 | 38,000 | 1,00,000 |
| | | | | | | | AP04 TOTAL | 46,000 | 38,000 | 38,000 | 1,00,000 |
| | | | | | | AP07 | Books & Journals | | | | |
| | | | | | | AP07.101 | Purchase Of Books & Journals | | | | |
| | | | | | | AP07.101.001 | [3155] Purchase Of Books & Journals | | 10,000 | 8,960 | 12,000 |
| | | | | | | | AP07.101 TOTAL | | 10,000 | 8,960 | 12,000 |
| | | | | | | | AP07 TOTAL | | 10,000 | 8,960 | 12,000 |
| | | | | | | AP09 | Hardware & Peripherals | | | | |
| | | | | | | AP09.101 | Development Exp. | | | | |
| | | | | | | AP09.101.001 | [3200] Purchase Of Computer | | | | 42,000 |
| | | | | | | AP09.101.002 | [3201] Purchase Of Hardware | 5,400 | | | |
| | | | | | | AP09.101.003 | [3202] Purchase Of Laptop | | 40,000 | 40,000 | |
| | | | | | | AP09.101.006 | [3205] Purchase Of Printer | 10,000 | | | |
| | | | | | | | AP09.101 TOTAL | 15,400 | 40,000 | 82,000 | |
| | | | | | | | AP09 TOTAL | 15,400 | 40,000 | 82,000 | |
| AR10 | Other Development Receipts | | | | | | | | | | |
| AR10.101 | Development Fees | | | | | | | | | | |
| AR10.101.001 | [0111] Development Fees From Student - Institute Share | 625 | 875 | 1,125 | 1,250 | | | | | | |
| | [0112] Development Fees From Student- University Share | 625 | 875 | 1,125 | 1,250 | | | | | | |
| | AR10.101 TOTAL | 625 | 875 | 1,125 | 1,250 | | | | | | |

| RECEIPTS | | | | | | EXPENDITURE | | | | | |
|--------------|--|--|------------------------------|--------------------------------------|------------------------------|--------------|---|--|------------------------------|--------------------------------------|------------------------------|
| ALIAS | PARTICULARS | Unaudited Figures For Year 2016 - 2017 | Budget Estimates 2017 - 2018 | Revised Budget Estimates 2017 - 2018 | Budget Estimates 2018 - 2019 | ALIAS | PARTICULARS | Unaudited Figures For Year 2016 - 2017 | Budget Estimates 2017 - 2018 | Revised Budget Estimates 2017 - 2018 | Budget Estimates 2018 - 2019 |
| | AR10 TOTAL | 625 | 875 | 1,125 | 1,250 | | | | | | |
| AR21 | Fees From Students & Colleges | | | | | AP21 | Academic & Activity Expenses | | | | |
| AR21.201 | Academic Receipts - University | | | | | AP21.201 | Academic Expenses | | | | |
| AR21.201.025 | [0208] Alumni Fees Net | 100 | 400 | 400 | 500 | AP21.201.003 | [3327] Field Work/Participation | 2,000 | | | |
| AR21.201.027 | [0210] Centenary Fees Net | 500 | 700 | | | AP21.201.004 | [3328] Student Welfare Expenses/ Student Council Expenses | | 1,000 | 1,000 | 1,000 |
| AR21.201.029 | [0212] Calandar Fee Net | 150 | | | | AP21.201.005 | [3329] Laboratory Expenses | 6,150 | | 1,300 | 2,500 |
| | | | | | | AP21.201.010 | [3334] Phd Enterance Test | 2,000 | | | |
| | | | | | | AP21.201.011 | [3335] Prospectus Expenses | | 1,500 | 1,500 | 1,500 |
| | | | | | | AP21.201.016 | [3340] Identity Card Expenses | 175 | 250 | 250 | 350 |
| | AR21.201 TOTAL | 750 | 1,100 | 400 | 500 | | AP21.201 TOTAL | 10,325 | 2,750 | 4,050 | 5,350 |
| AR21.202 | Academic Receipts -Institution | | | | | AP21.202 | Activity Expenses | | | | |
| AR21.202.001 | [0220] Admission Fee | 1,150 | 1,610 | 2,070 | 2,300 | AP21.202.001 | [3355] Gymkhana Expenses | 2,500 | 1,750 | 1,750 | 2,000 |
| AR21.202.002 | [0221] Tution Fee | 5,000 | 7,000 | 9,000 | 10,000 | AP21.202.002 | [3356] Training Programme For Staff | | | | |
| AR21.202.003 | [0222] Computer Training Fee | 2,500 | 3,500 | | | AP21.202.003 | [3357] Computer Training Expenses | 2,500 | 3,500 | 3,500 | 3,500 |
| AR21.202.004 | [0223] Identity Card Fee | 310 | 245 | 630 | 525 | AP21.202.004 | [3358] International Collaborations | | | | |
| | [0224] Diary Fee - Gross | 250 | | | | AP21.202.005 | [3359] Disaster Management Expenses | 50 | 70 | 90 | 100 |
| | [0225] Diary Fee - Less : 100% Transfer To University | 250 | | | | AP21.202.006 | [3360] Computer Lab Expenses | | | | |
| AR21.202.005 | [0226] Diary Fee - Net | | | | | AP21.202.007 | [3361] Arts & Painting Expenses | | | | |
| | [0227] E-Suvidha Fee - Gross | 250 | 350 | 450 | 500 | AP21.202.012 | [3366] Field Visit Expenses | 7,000 | 7,000 | 7,000 | 7,000 |
| | [0228] E-Suvidha - Less : 100% Transfer To University | 250 | 350 | 450 | 500 | AP21.202.013 | [3367] Phd Expenses | 5,500 | 5,000 | 5,000 | 5,000 |
| AR21.202.006 | [0229] E-Suvidha - Net | | | | | AP21.202.019 | [3373] Teaching Aid & Accessories Expenses | | | | |
| | [0230] Students Welfare Fee - Gross | 375 | 525 | 675 | 750 | AP21.202.020 | [3374] Internship Expenses | 1,000 | 2,000 | 2,000 | 2,000 |
| | [0231] Students Welfare Fee -Less : Transfer To University | 375 | 525 | 675 | 750 | AP21.202.028 | [3382] Certificates/Diploma Courses Expenses | | | | |
| AR21.202.007 | [0232] Students Welfare Fee - Net | | | | | AP21.202.030 | [3384] Binding Charges | 1,000 | 1,000 | 1,000 | 1,000 |
| | [0233] Medical Fee - Gross | 175 | 245 | 315 | 350 | AP21.202.032 | [3386] Exhibition Expenses | 6,000 | 6,000 | 6,000 | 8,000 |
| | [0234] Medical Fee-Less : Transfer To University | 175 | 245 | 315 | 350 | AP21.202.034 | [3388] Awards & Prizes | 500 | 500 | 500 | 500 |
| AR21.202.008 | [0235] Medical Fee - Net | | | | | AP21.202.039 | [3392] Naac Expenses | | | | |
| | [0236] Sports Fee - Gross | 500 | 700 | 900 | 1,000 | AP21.202.062 | [3415] Hire Charges | | | | |
| | [0237] Sports Fee -Less : Transfer To University | 500 | 700 | 900 | 1,000 | | | | | | |
| AR21.202.009 | [0238] Sports Fee - Net | | | | | | | | | | |
| | [0239] Disaster Management Fee - Gross | 50 | 70 | 90 | 100 | | | | | | |
| | [0240] Disaster Management Fee -Less : 100% Transfer To University | 50 | 70 | 90 | 100 | | | | | | |
| AR21.202.010 | [0241] Disaster Management Fee - Net | | | | | | | | | | |

| RECEIPTS | | | | | | EXPENDITURE | | | | | |
|--------------|--|--|------------------------------|--------------------------------------|------------------------------|--------------|-----------------------------|--|------------------------------|--------------------------------------|------------------------------|
| ALIAS | PARTICULARS | Unaudited Figures For Year 2016 - 2017 | Budget Estimates 2017 - 2018 | Revised Budget Estimates 2017 - 2018 | Budget Estimates 2018 - 2019 | ALIAS | PARTICULARS | Unaudited Figures For Year 2016 - 2017 | Budget Estimates 2017 - 2018 | Revised Budget Estimates 2017 - 2018 | Budget Estimates 2018 - 2019 |
| | [0242] Ashwamedh/ Avishkar/ Indradhanushya Fee - Gross | 150 | 210 | 270 | 300 | | | | | | |
| | [0243] Ashwamedh/ Avishkar/ Indradhanushya Fee -Less : 100% Transfer To University | 150 | 210 | 270 | 300 | | | | | | |
| AR21.202.011 | [0244] Ashwamedh/ Avishkar/ Indradhanushya Fee - Net | | | | | | | | | | |
| | [0245] Eligibility Fee -Gross | | 750 | | 1,250 | | | | | | |
| | [0246] Eligibility Fee -Less : 100% Transfer To University | | 750 | | 1,250 | | | | | | |
| AR21.202.012 | [0247] Eligibility Fee -Net | | | | | | | | | | |
| | [0248] Enrolment Fee - Gross | 1,000 | 750 | 1,250 | 1,250 | | | | | | |
| | [0249] Enrolment Fee - Less : 100% Transfer To University | 1,000 | 750 | 1,250 | 1,250 | | | | | | |
| AR21.202.013 | [0250] Enrolment Fee - Net | | | | | | | | | | |
| | [0251] Examinations - Gross | 8,000 | 11,200 | 14,400 | 16,000 | | | | | | |
| | [0252] Examinations -Less :Transfer To University | 8,000 | 11,200 | 14,400 | 16,000 | | | | | | |
| AR21.202.014 | [0253] Examinations Fee- Net | | | | | | | | | | |
| | [0254] Practical Examination Fees - Gross | 10,000 | 14,000 | 18,000 | 20,000 | | | | | | |
| | [6300] Practical Examinations Fee-Less : Transfer To University | 10,000 | 14,000 | 18,000 | 20,000 | | | | | | |
| AR21.202.015 | [6301] Practical Examinations Fee - Net | | | | | | | | | | |
| | [6304] Convocation Fee - Gross | 900 | 2,000 | 1,800 | 2,250 | | | | | | |
| | [6305] Convocation Fee -Less : 100% Transfer To University | 900 | 2,000 | 1,800 | 2,250 | | | | | | |
| AR21.202.017 | [6306] Convocation Fee - Net | | | | | | | | | | |
| | [6307] Library Fee - Gross | 5,000 | 7,000 | 9,000 | 10,000 | | | | | | |
| | [6308] Library Fee -Less : 100% Transfer To University Library | 5,000 | 7,000 | 9,000 | 10,000 | | | | | | |
| AR21.202.018 | [6309] Library Fee - Net | | | | | | | | | | |
| | [6318] Passing Certificate Fee - Gross | 300 | 600 | 600 | 750 | | | | | | |
| | [6319] Passing Certificate Fee -Less : 100% Transfer To University | 300 | 600 | 600 | 750 | | | | | | |
| AR21.202.023 | [6320] Passing Certificate Fee | | | | | | | | | | |
| | [6327] Association Fee - Gross | 250 | 350 | 450 | 500 | | | | | | |
| | [6328] Association Fee -Less : 100% Transfer To Univ | 250 | | 450 | 500 | | | | | | |
| AR21.202.026 | [6329] Association Fee - Net | | | | | | | | | | |
| | AR21.202 TOTAL | 8,960 | 12,355 | 11,700 | 12,825 | | AP21.202 TOTAL | 26,050 | 26,820 | 26,840 | 29,100 |
| AR21.203 | Activity Fees | | | | | AP21.203 | Examination Expenses | | | | |
| AR21.203.001 | [0260] Gymkhana Fee | 2,500 | 3,500 | 4,950 | 5,000 | AP21.203.001 | [3470] Printing | | | | |

| RECEIPTS | | | | | | EXPENDITURE | | | | | |
|--------------|---|---|------------------------------------|---|------------------------------------|--------------|---|---|------------------------------------|---|------------------------------------|
| ALIAS | PARTICULARS | Unaudited Figures For Year 2016 - 2017 | Budget Estimates 2017 - 2018 | Revised Budget Estimates 2017 - 2018 | Budget Estimates 2018 - 2019 | ALIAS | PARTICULARS | Unaudited Figures For Year 2016 - 2017 | Budget Estimates 2017 - 2018 | Revised Budget Estimates 2017 - 2018 | Budget Estimates 2018 - 2019 |
| AR21.203.002 | [0261] Laboratory Fee | 4,000 | 28,000 | 36,000 | 40,000 | AP21.203.002 | [3471] Stationery | 1,000 | 1,000 | 1,000 | 1,000 |
| AR21.203.004 | [0263] Internship Fee | 500 | 2,000 | 2,000 | 2,500 | AP21.203.003 | [3472] Printing Of Answer Books | | | | |
| AR21.203.007 | [0266] Ph. D. Fee | | 4,000 | | | AP21.203.004 | [3473] Printing Of Question Papers | 500 | 500 | 500 | 500 |
| AR21.203.009 | [0268] Dissertation Fee | 250 | 1,000 | 1,000 | 1,250 | AP21.203.005 | [3474] Ph.D Remuneration Expenses | 2,000 | 2,000 | 2,000 | 3,000 |
| AR21.203.012 | [0271] Registration Fee | 400 | 300 | 500 | 500 | AP21.203.006 | [3475] Examination Remuneration | | | 5,492 | 10,000 |
| AR21.203.023 | [0282] Department Activity Fee | 3,000 | 1,000 | | | AP21.203.007 | [3476] Marksheet Expenses | | | | |
| AR21.203.037 | [0296] Phd Admission Fee | | 1,000 | | | AP21.203.008 | [3477] Convocation Expenses | | | | |
| AR21.203.038 | [0297] Phd Tutition Fee | 9,500 | 77,500 | | | AP21.203.009 | [3478] Dissertation Expenses | | | | |
| AR21.203.039 | [0298] Phd Lab Fee | 4,000 | 40,000 | | | AP21.203.010 | [3479] Post & Courier Charges | | | | |
| AR21.203.044 | [0303] Phd Caution Deposit | 2,500 | 1,000 | | | AP21.203.011 | [3480] Travelling Expenses For Exam. | | | | |
| AR21.203.075 | [0334] T.C. Fees | 350 | 30 | | | AP21.203.012 | [3481] Admission Test Expenses | | 500 | 500 | 500 |
| AR21.203.096 | [0355] Insurance Fees | | 154 | 198 | 220 | AP21.203.013 | [3482] Paper Setting | | | | |
| | | | | | | AP21.203.014 | [3483] Evaluation | | | | |
| | | | | | | AP21.203.015 | [3484] Practical Examination | | | | |
| | | | | | | AP21.203.016 | [3485] Vigilance Squad Expenses | | | | |
| | | | | | | AP21.203.017 | [3486] Centre Expenses | | | | |
| | | | | | | AP21.203.018 | [3487] Other Contingent Expenses | 2,000 | 2,000 | 2,000 | 2,000 |
| | AR21.203 TOTAL | 27,000 | 1,59,484 | 44,648 | 49,470 | | AP21.203 TOTAL | 5,500 | 6,000 | 11,492 | 17,000 |
| AR21.207 | Other Fee | | | | | AP21.207 | Materials, Consumables, Stores & Chemicals | | | | |
| AR21.207.002 | [0412] Fine/ Miscellaneous Fee | 600 | 1,050 | 1,350 | 1,500 | AP21.207.001 | [3530] Materials | 1,000 | 1,000 | 1,000 | 1,000 |
| AR21.207.006 | [0416] Annual Field Work/ Educational/ Industrial Visit Fee | 500 | 3,500 | 4,500 | 5,000 | AP21.207.002 | [3531] Consumables Expenses | | | | |
| | AR21.207 TOTAL | 1,100 | 4,550 | 5,850 | 6,500 | | AP21.207 TOTAL | 1,000 | 1,000 | 1,000 | 1,000 |
| | | | | | | AP21.209 | Students' Welfare , Sports & Cultural Activitvies Expenses | | | | |
| | | | | | | AP21.209.001 | [3550] Annual Social /Cultural | 500 | 500 | 500 | 550 |
| | | | | | | AP21.209.002 | [3551] Function & Festival | 500 | 500 | 500 | 550 |
| | | | | | | AP21.209.003 | [3552] Ashwmedh Expenses | | | | |
| | | | | | | AP21.209.012 | [3561] Internal Activity Expenses | 1,000 | 1,000 | 1,000 | 1,100 |
| | | | | | | AP21.209.013 | [3562] Workshops & Seminars Expenses | | | | |
| | | | | | | | AP21.209 TOTAL | 2,000 | 2,000 | 2,000 | 2,200 |
| AR21.210 | Ph. D. Fee | | | | | | | | | | |
| AR21.210.001 | [0460] Registration Fee Net | | | 4,000 | | | | | | | |
| | [0461] Enrolment Fee - Gross | | 250 | 1,000 | | | | | | | |
| | [0462] Enrolment Fee - Less : 100% Transfer To University | | 250 | 1,000 | | | | | | | |
| AR21.210.002 | [0463] Enrolment Fee Net | | | | | | | | | | |
| | [0464] Eligibility Fee - Gross | | 250 | 1,000 | | | | | | | |

| RECEIPTS | | | | | | EXPENDITURE | | | | | |
|--------------|---|--|------------------------------|--------------------------------------|------------------------------|--------------|--|--|------------------------------|--------------------------------------|------------------------------|
| ALIAS | PARTICULARS | Unaudited Figures For Year 2016 - 2017 | Budget Estimates 2017 - 2018 | Revised Budget Estimates 2017 - 2018 | Budget Estimates 2018 - 2019 | ALIAS | PARTICULARS | Unaudited Figures For Year 2016 - 2017 | Budget Estimates 2017 - 2018 | Revised Budget Estimates 2017 - 2018 | Budget Estimates 2018 - 2019 |
| | [0465] Eligibility Fee - Less : 100% Transfer To University | | 250 | 1,000 | | | | | | | |
| AR21.210.003 | [0466] Eligibility Fee Net | | | | | | | | | | |
| AR21.210.004 | [0467] Admission Fee | | | 7,500 | 6,000 | | | | | | |
| AR21.210.005 | [0468] Tuition Fee | 56,500 | | 88,000 | 68,500 | | | | | | |
| AR21.210.006 | [0469] Laboratory Fee | 48,000 | | 60,000 | 48,000 | | | | | | |
| AR21.210.007 | [0470] Department Activity Fee | 4,000 | | 15,000 | 12,000 | | | | | | |
| | [0471] Caution Deposit - Gross | | 500 | 2,000 | | | | | | | |
| | [0472] Caution Deposit - Less : 100% Refundable To Student | | 500 | 2,000 | | | | | | | |
| | [0474] Library Fee - Gross | 3,000 | 1,000 | 9,000 | 5,000 | | | | | | |
| | [6356] Library Deposit - Gross | 4,000 | 1,500 | 6,000 | | | | | | | |
| | [6357] Library Deposit - Less : 100% Trf To Central Library | 4,000 | 1,500 | 6,000 | | | | | | | |
| AR21.210.012 | [6358] Library Deposit - Net | | | | | | | | | | |
| | AR21.210 TOTAL | 1,08,500 | | 1,74,500 | 1,34,500 | | | | | | |
| | AR21 TOTAL | 1,46,310 | 1,77,489 | 2,37,098 | 2,03,795 | | AP21 TOTAL | 44,875 | 38,570 | 45,382 | 54,650 |
| | | | | | | AP22 | Administrative & General Expenses | | | | |
| | | | | | | AP22.201 | Administrative Expenses | | | | |
| | | | | | | AP22.201.001 | [3601] Advertisement And Publicity | 5,000 | 3,500 | 3,678 | 4,000 |
| | | | | | | AP22.201.002 | [3602] Printing | 1,513 | 1,500 | 1,500 | 2,000 |
| | | | | | | AP22.201.003 | [3603] Stationery | 3,000 | 2,000 | 2,000 | 2,000 |
| | | | | | | AP22.201.004 | [3604] Paper For Printing | | | | |
| | | | | | | AP22.201.005 | [3605] Xeroxing Charges | 2,364 | 2,500 | 2,000 | 2,500 |
| | | | | | | AP22.201.006 | [3606] Electricity And Power | 2,500 | 500 | 500 | 1,000 |
| | | | | | | AP22.201.007 | [3607] Telephone And Internet Charges | | | | |
| | | | | | | AP22.201.008 | [3608] Postage , Telegram & Courier Charges | 1,000 | 1,000 | 1,000 | 1,500 |
| | | | | | | AP22.201.009 | [3609] Legal Charges | | | | |
| | | | | | | AP22.201.010 | [3610] Professional Charges | 2,000 | 2,000 | 7,000 | 7,000 |
| | | | | | | AP22.201.011 | [3611] Meeting Expenses | | | | |
| | | | | | | AP22.201.012 | [3612] Membership / Subscription Expenses | | | | |
| | | | | | | AP22.201.013 | [3613] Contingency Expenses | | | | |
| | | | | | | AP22.201.014 | [3614] News Paper, Periodicals (Magaziens & Journals) | | | | |
| | | | | | | AP22.201.016 | [3616] Sanitary Materials | 1,000 | 1,000 | 1,000 | 1,000 |
| | | | | | | AP22.201.017 | [3617] Garden Expenditure | | | | |
| | | | | | | AP22.201.022 | [3622] Bank Charges | 2,000 | 2,000 | 1,908 | 2,000 |
| | | | | | | AP22.201.023 | [3623] Miscellaneous Expenses | 1,515 | 1,500 | 1,500 | 1,500 |
| | | | | | | AP22.201.024 | [3624] Statutory Audit Charges | 5,000 | 5,000 | 5,000 | 5,000 |

| RECEIPTS | | | | | | EXPENDITURE | | | | | |
|--------------|---|--|------------------------------|--------------------------------------|------------------------------|--------------|---|--|------------------------------|--------------------------------------|------------------------------|
| ALIAS | PARTICULARS | Unaudited Figures For Year 2016 - 2017 | Budget Estimates 2017 - 2018 | Revised Budget Estimates 2017 - 2018 | Budget Estimates 2018 - 2019 | ALIAS | PARTICULARS | Unaudited Figures For Year 2016 - 2017 | Budget Estimates 2017 - 2018 | Revised Budget Estimates 2017 - 2018 | Budget Estimates 2018 - 2019 |
| | | | | | | AP22.201.025 | [3625] Internal Audit Charges | 5,000 | 5,000 | 5,000 | 5,000 |
| | | | | | | AP22.201.028 | [3628] Outsourcing Account Work | 5,000 | 5,000 | | |
| | | | | | | | AP22.201 TOTAL | 36,892 | 32,500 | 32,086 | 34,500 |
| | | | | | | AP22.202 | Travelling And Transportation Expenses | | | | |
| | | | | | | AP22.202.001 | [3645] Ta/Da Expenses Staff | 2,000 | 2,000 | 2,000 | 2,500 |
| | | | | | | | AP22.202 TOTAL | 2,000 | 2,000 | 2,000 | 2,500 |
| | | | | | | AP22.203 | Insurance & Taxes | | | | |
| | | | | | | AP22.203.001 | [3655] Insurance | | 154 | 154 | 170 |
| | | | | | | AP22.203.002 | [3656] Rates And Taxes | | | | |
| | | | | | | | AP22.203 TOTAL | | 154 | 154 | 170 |
| | | | | | | AP22.204 | Outsource Services | | | | |
| | | | | | | AP22.204.001 | [3665] House Keeping Services | | | | |
| | | | | | | AP22.204.006 | [3670] Other Services | 1,000 | 1,000 | 1,000 | 1,000 |
| | | | | | | | AP22.204 TOTAL | 1,000 | 1,000 | 1,000 | 1,000 |
| | | | | | | AP22.205 | Repairs And Maintenance | | | | |
| | | | | | | AP22.205.002 | [3676] Maintenance Of Furniture & Fixture | | | | |
| | | | | | | AP22.205.003 | [3677] Maintenance Of Electric Installation | 3,000 | 2,000 | 2,000 | 2,000 |
| | | | | | | AP22.205.004 | [3678] Maintenance Of Hardwares | 1,500 | 1,500 | 1,500 | 1,500 |
| | | | | | | AP22.205.010 | [3684] Antivirus Software | 3,500 | 1,000 | 1,000 | 1,000 |
| | | | | | | AP22.205.011 | [3685] Cleaning Material & Services | | 1,000 | 1,000 | 1,000 |
| | | | | | | AP22.205.018 | [3692] Maintenance Of Garden | | | | |
| | | | | | | AP22.205.026 | [3700] Emergency & Unforeseen Repairs | 1,000 | 1,000 | 1,000 | 2,000 |
| | | | | | | | AP22.205 TOTAL | 9,000 | 6,500 | 6,500 | 7,500 |
| | | | | | | | AP22 TOTAL | 48,892 | 42,154 | 41,740 | 45,670 |
| AR31 | Salary Grants | | | | | AP31 | Staff Payments & Benefits | | | | |
| AR31.201 | State Government- Salary Grants (Non Teaching /Teaching Staff Under Sps) | | | | | AP31.201 | Aided Salaries (Teaching Staff Approved Under Sps) | | | | |
| AR31.201.001 | [0485] Salary Grant | 26,65,058 | 28,08,591 | 33,16,501 | 35,69,204 | AP31.201.001 | [3750] Pay & Allowances | 12,51,425 | 28,08,591 | 33,16,501 | 35,69,204 |
| | AR31.201 TOTAL | 26,65,058 | 28,08,591 | 33,16,501 | 35,69,204 | | AP31.201 TOTAL | 12,51,425 | 28,08,591 | 33,16,501 | 35,69,204 |
| AR31.203 | SALARY FROM UNIVRSITY FUND | | | | | | | | | | |
| AR31.203.001 | [0510] Salary From University Fund | 10,100 | 50,000 | 30,000 | 36,000 | | | | | | |
| | AR31.203 TOTAL | 10,100 | 50,000 | 30,000 | 36,000 | | | | | | |
| | | | | | | AP31.204 | Unaided Salaries (Teaching Staff) | | | | |
| | | | | | | AP31.204.006 | [3785] Visiting Faculty Teaching | | | | |
| | | | | | | | AP31.204 TOTAL | | | | |
| | | | | | | AP31.205 | Un Aided Non Teaching | | | | |
| | | | | | | AP31.205.002 | [3801] Clock Hour Basis / Consolidated | | | | |
| | | | | | | AP31.205.008 | [3807] Temp. Non Teaching Staff | 10,100 | 50,000 | 30,000 | 36,000 |

| RECEIPTS | | | | | | EXPENDITURE | | | | | |
|--------------|--|--|------------------------------|--------------------------------------|------------------------------|--------------|--|--|------------------------------|--------------------------------------|------------------------------|
| ALIAS | PARTICULARS | Unaudited Figures For Year 2016 - 2017 | Budget Estimates 2017 - 2018 | Revised Budget Estimates 2017 - 2018 | Budget Estimates 2018 - 2019 | ALIAS | PARTICULARS | Unaudited Figures For Year 2016 - 2017 | Budget Estimates 2017 - 2018 | Revised Budget Estimates 2017 - 2018 | Budget Estimates 2018 - 2019 |
| | AR31 TOTAL | 26,75,158 | 28,58,591 | 33,46,501 | 36,05,204 | | AP31.205 TOTAL | 10,100 | 50,000 | 30,000 | 36,000 |
| | | | | | | | AP31 TOTAL | 12,61,525 | 28,58,591 | 33,46,501 | 36,05,204 |
| AR32 | Other Income | | | | | | | | | | |
| AR32.202 | Interest On Saving Accounts | | | | | | | | | | |
| AR32.202.001 | [0520] Interest On Saving Bank Account | 2,500 | 2,500 | 4,009 | 4,000 | | | | | | |
| | AR32.202 TOTAL | 2,500 | 2,500 | 4,009 | 4,000 | | | | | | |
| | AR32 TOTAL | 2,500 | 2,500 | 4,009 | 4,000 | | | | | | |
| AR33 | Income From Investments | | | | | | | | | | |
| AR33.202 | Investment From University Fund | | | | | | | | | | |
| AR33.202.007 | [0627] Interest On Term Deposits With Bank | 10,547 | 10,000 | | 10,663 | | | | | | |
| | AR33.202 TOTAL | 10,547 | 10,000 | | 10,663 | | | | | | |
| | AR33 TOTAL | 10,547 | 10,000 | | 10,663 | | | | | | |
| | Sector A TOTAL | 28,35,140 | 30,49,455 | 35,88,733 | 38,24,912 | | Sector A TOTAL | 14,28,047 | 30,47,315 | 35,82,583 | 38,17,524 |
| Sector B | Agency Budget | | | | | Sector B | Agency Budget | | | | |
| | | | | | | BP01 | Grant -In- Aid State /Central Government Agency - Other Than Research | | | | |
| | | | | | | BP01.107 | Books & Journals | | | | |
| | | | | | | BP01.107.001 | [3955] Purchase Of Books & Journals | | | | |
| | | | | | | | BP01.107 TOTAL | | | | |
| | | | | | | | BP01 TOTAL | | | | |
| | Sector B TOTAL | | | | | | Sector B TOTAL | | | | |
| Sector D | Deposits And Advances Budget | | | | | Sector D | Deposits And Advances Budget | | | | |
| DR01 | Students Related Deposits | | | | | DP01 | Students Related Deposits | | | | |
| DR01.301 | Library Deposit | | | | | DP01.301 | Library Deposit | | | | |
| DR01.301.001 | [2105] Receipts Of Deposit | 6,000 | 4,500 | 7,500 | 7,500 | DP01.301.001 | [5291] Refund Of Deposit | 6,000 | 4,500 | 7,500 | 7,500 |
| | DR01.301 TOTAL | 6,000 | 4,500 | 7,500 | 7,500 | | DP01.301 TOTAL | 6,000 | 4,500 | 7,500 | 7,500 |
| DR01.302 | Laboratory Deposit | | | | | DP01.302 | Laboratory Deposit | | | | |
| DR01.302.001 | [2110] Receipts Of Deposit | 2,000 | 1,500 | 2,500 | 2,500 | DP01.302.001 | [5295] Refund Of Deposit | 2,000 | 1,500 | 2,500 | 2,500 |
| | DR01.302 TOTAL | 2,000 | 1,500 | 2,500 | 2,500 | | DP01.302 TOTAL | 2,000 | 1,500 | 2,500 | 2,500 |
| DR01.306 | Caution Maoney Deposit | | | | | DP01.306 | Caution Maoney Deposit | | | | |
| DR01.306.001 | [2171] Caution Money Deposit(refund) | 400 | 300 | 500 | 500 | DP01.306.001 | [5320] Refund Of Deposit | 400 | 300 | 500 | 500 |
| | DR01.306 TOTAL | 400 | 300 | 500 | 500 | | DP01.306 TOTAL | 400 | 300 | 500 | 500 |
| | DR01 TOTAL | 8,400 | 6,300 | 10,500 | 10,500 | | DP01 TOTAL | 8,400 | 6,300 | 10,500 | 10,500 |
| | Sector D TOTAL | 8,400 | 6,300 | 10,500 | 10,500 | | Sector D TOTAL | 8,400 | 6,300 | 10,500 | 10,500 |

| | | | | | | | | | |
|------------------|-----------|-----------|-----------|-----------|------------------|-----------|-----------|-----------|-----------|
| 0394 Aided Total | 28,43,540 | 30,55,755 | 35,99,233 | 38,35,412 | 0394 Aided Total | 14,36,447 | 30,53,615 | 35,93,083 | 38,28,024 |
|------------------|-----------|-----------|-----------|-----------|------------------|-----------|-----------|-----------|-----------|



0395 - Department Of Music, Pune (Aided)

(Old Aided Code : 2413)

| RECEIPTS | | | | | | EXPENDITURE | | | | | |
|--------------|---|---|------------------------------------|---|------------------------------------|--------------|---|---|------------------------------------|---|------------------------------------|
| ALIAS | PARTICULARS | Unaudited Figures For Year 2016 - 2017 | Budget Estimates 2017 - 2018 | Revised Budget Estimates 2017 - 2018 | Budget Estimates 2018 - 2019 | ALIAS | PARTICULARS | Unaudited Figures For Year 2016 - 2017 | Budget Estimates 2017 - 2018 | Revised Budget Estimates 2017 - 2018 | Budget Estimates 2018 - 2019 |
| Sector A | Capital And Revenue Receipt / Expenditure Budget | | | | | Sector A | Capital And Revenue Receipt / Expenditure Budget | | | | |
| | | | | | | AP03 | Furniture & Fixtures | | | | |
| | | | | | | AP03.101 | Purchase Of Furniture & Fixtures | | | | |
| | | | | | | AP03.101.001 | [3065] Purchase Of Furniture | 25,000 | 25,000 | 35,000 | 25,000 |
| | | | | | | | AP03.101 TOTAL | 25,000 | 25,000 | 35,000 | 25,000 |
| | | | | | | | AP03 TOTAL | 25,000 | 25,000 | 35,000 | 25,000 |
| | | | | | | AP04 | Equipments | | | | |
| | | | | | | AP04.101 | Purchase Of Equipments | | | | |
| | | | | | | AP04.101.003 | [3087] Purchase Of Equipment | 40,000 | 40,000 | 50,000 | 20,000 |
| | | | | | | | AP04.101 TOTAL | 40,000 | 40,000 | 50,000 | 20,000 |
| | | | | | | | AP04 TOTAL | 40,000 | 40,000 | 50,000 | 20,000 |
| | | | | | | AP07 | Books & Journals | | | | |
| | | | | | | AP07.101 | Purchase Of Books & Journals | | | | |
| | | | | | | AP07.101.001 | [3155] Purchase Of Books & Journals | 10,000 | 5,000 | 5,000 | 5,000 |
| | | | | | | | AP07.101 TOTAL | 10,000 | 5,000 | 5,000 | 5,000 |
| | | | | | | | AP07 TOTAL | 10,000 | 5,000 | 5,000 | 5,000 |
| | | | | | | AP09 | Hardware & Peripherals | | | | |
| | | | | | | AP09.101 | Development Exp. | | | | |
| | | | | | | AP09.101.003 | [3202] Purchase Of Laptop | | 50,000 | | 50,000 |
| | | | | | | | AP09.101 TOTAL | | 50,000 | | 50,000 |
| | | | | | | | AP09 TOTAL | | 50,000 | | 50,000 |
| AR10 | Other Development Receipts | | | | | | | | | | |
| AR10.101 | Development Fees | | | | | | | | | | |
| AR10.101.001 | [0111] Development Fees From Student - Institute Share | 5,625 | 6,375 | 5,500 | 5,750 | | | | | | |
| | [0112] Development Fees From Student- University Share | 5,625 | 6,125 | 5,500 | 5,750 | | | | | | |
| | [0113] Development Fee | 11,250 | 12,000 | 11,000 | 11,500 | | | | | | |
| | AR10.101 TOTAL | 5,625 | 6,375 | 5,500 | 5,750 | | | | | | |
| | AR10 TOTAL | 5,625 | 6,375 | 5,500 | 5,750 | | | | | | |
| AR21 | Fees From Students & Colleges | | | | | AP21 | Academic & Activity Expenses | | | | |
| AR21.201 | Academic Receipts - University | | | | | AP21.201 | Academic Expenses | | | | |

| RECEIPTS | | | | | | EXPENDITURE | | | | | |
|--------------|---|---|------------------------------------|---|------------------------------------|--------------|--|---|------------------------------------|---|------------------------------------|
| ALIAS | PARTICULARS | Unaudited Figures For Year 2016 - 2017 | Budget Estimates 2017 - 2018 | Revised Budget Estimates 2017 - 2018 | Budget Estimates 2018 - 2019 | ALIAS | PARTICULARS | Unaudited Figures For Year 2016 - 2017 | Budget Estimates 2017 - 2018 | Revised Budget Estimates 2017 - 2018 | Budget Estimates 2018 - 2019 |
| AR21.201.025 | [0208] Alumni Fees Net | | | | | AP21.201.001 | [3325] Admission Expenses | 2,000 | 3,000 | | |
| | [6370] Alumni Fee - Gross | 2,400 | 2,600 | 2,200 | 2,100 | AP21.201.004 | [3328] Student Welfare Expenses/ Student Council Expenses | 1,000 | 1,000 | | 1,000 |
| | [6371] Less : 100 % Transfer To University | 2,400 | 2,600 | 2,200 | 2,100 | AP21.201.011 | [3335] Prospectus Expenses | 1,000 | 1,000 | | 1,000 |
| | [6372] Centenary Fees - Gross | 4,900 | 4,900 | | | AP21.201.016 | [3340] Identity Card Expenses | 2,500 | 2,500 | 2,500 | 2,500 |
| | [6373] Less :100 % Transfer To Univaersity | 4,900 | 4,900 | | | | | | | | |
| AR21.201.028 | [0211] Subject Association Fee Net | | | | | | | | | | |
| | [6374] Subject Association Fees - Gross | 2,500 | 2,500 | 2,200 | 2,300 | | | | | | |
| | [6375] Less : 100 % Transfer To University | 2,500 | | 2,200 | 2,300 | | | | | | |
| AR21.201.029 | [0212] Calandar Fee Net | 1,650 | | | | | | | | | |
| | [6376] Calender Fees -Gross | 1,650 | | | | | | | | | |
| | [6377] Less 100% Transfer To University | | | | | | | | | | |
| | AR21.201 TOTAL | 1,650 | | | | | AP21.201 TOTAL | 6,500 | 7,500 | 2,500 | 4,500 |
| AR21.202 | Academic Receipts -Institution | | | | | AP21.202 | Activity Expenses | | | | |
| AR21.202.001 | [0220] Admission Fee | 11,500 | 12,000 | 9,470 | 10,580 | AP21.202.001 | [3355] Gymkhana Expenses | 3,000 | 3,000 | 3,000 | 3,000 |
| AR21.202.002 | [0221] Tution Fee | 68,500 | 48,000 | 43,000 | 46,000 | AP21.202.003 | [3357] Computer Training Expenses | 49,000 | 24,000 | | |
| AR21.202.003 | [0222] Computer Training Fee | 24,500 | 24,000 | | | AP21.202.008 | [3362] Music Lab.Expenses | 10,000 | 10,000 | 10,000 | 10,000 |
| AR21.202.004 | [0223] Identity Card Fee | 1,835 | 1,715 | 2,190 | 1,610 | AP21.202.011 | [3365] Educational Tour Expenses | 5,000 | 5,000 | 5,000 | 5,000 |
| | [0224] Diary Fee - Gross | 2,650 | | | | AP21.202.013 | [3367] Phd Expenses | 4,000 | 4,000 | 4,000 | 4,000 |
| | [0225] Diary Fee - Less : 100% Transfer To University | | | | | AP21.202.020 | [3374] Internship Expenses | 7,000 | 7,000 | 7,000 | 7,000 |
| AR21.202.005 | [0226] Diary Fee - Net | 2,650 | | | | AP21.202.030 | [3384] Binding Charges | 2,000 | 2,000 | 2,000 | 2,000 |
| | [0227] E-Suvidha Fee - Gross | 2,250 | 2,400 | 2,200 | 2,300 | AP21.202.031 | [3385] Mike Charges Expenses | 1,000 | 4,000 | 4,000 | 4,000 |
| | [0228] E-Suvidha - Less : 100% Transfer To University | 2,250 | 2,400 | 2,200 | 2,300 | AP21.202.038 | [3391] Guest Lecture | 5,000 | 10,000 | 15,000 | 10,000 |
| AR21.202.006 | [0229] E-Suvidha - Net | | | | | AP21.202.039 | [3392] Naac Expenses | | | | |
| | [0230] Students Welfare Fee - Gross | 3,375 | 3,600 | 3,300 | 3,450 | AP21.202.117 | [7745] Patent Registration | 4,900 | 4,800 | | |
| | [0231] Students Welfare Fee -Less : Transfer To University | 3,375 | 3,600 | 3,300 | 3,450 | | | | | | |
| AR21.202.007 | [0232] Students Welfare Fee - Net | | | | | | | | | | |
| | [0233] Medical Fee - Gross | 1,575 | 1,680 | 1,540 | 1,610 | | | | | | |
| | [0234] Medical Fee-Less : Transfer To University | 1,575 | 1,680 | 1,540 | 1,610 | | | | | | |
| AR21.202.008 | [0235] Medical Fee - Net | | | | | | | | | | |
| | [0236] Sports Fee - Gross | 4,500 | 4,800 | 4,400 | 4,600 | | | | | | |
| | [0237] Sports Fee -Less : Transfer To University | 4,500 | 4,800 | 4,400 | 4,600 | | | | | | |
| AR21.202.009 | [0238] Sports Fee - Net | | | | | | | | | | |
| | [0239] Disaster Management Fee - Gross | 520 | 480 | 440 | 460 | | | | | | |
| | [0240] Disaster Management Fee -Less : 100% Transfer To University | 520 | 480 | 440 | 460 | | | | | | |

| RECEIPTS | | | | | | EXPENDITURE | | | | | |
|--------------|--|---|------------------------------------|---|------------------------------------|-------------|-----------------------|---|------------------------------------|---|------------------------------------|
| ALIAS | PARTICULARS | Unaudited Figures For Year 2016 - 2017 | Budget Estimates 2017 - 2018 | Revised Budget Estimates 2017 - 2018 | Budget Estimates 2018 - 2019 | ALIAS | PARTICULARS | Unaudited Figures For Year 2016 - 2017 | Budget Estimates 2017 - 2018 | Revised Budget Estimates 2017 - 2018 | Budget Estimates 2018 - 2019 |
| AR21.202.010 | [0241] Disaster Management Fee - Net | | | | | | | | | | |
| | [0242] Ashwamedh/ Avishkar/ Indradhanushya Fee - Gross | 1,470 | 1,440 | 1,320 | 1,380 | | | | | | |
| | [0243] Ashwamedh/ Avishkar/ Indradhanushya Fee -Less : 100% Transfer To University | 1,470 | 1,440 | 1,320 | 1,380 | | | | | | |
| AR21.202.011 | [0244] Ashwamedh/ Avishkar/ Indradhanushya Fee - Net | | | | | | | | | | |
| | [0245] Eligibility Fee -Gross | 4,750 | 6,250 | 4,500 | 6,250 | | | | | | |
| | [0246] Eligibility Fee -Less : 100% Transfer To University | 4,750 | 6,250 | 4,500 | 6,250 | | | | | | |
| AR21.202.012 | [0247] Eligibility Fee -Net | | | | | | | | | | |
| | [0248] Enrolment Fee - Gross | 5,750 | 6,250 | 5,250 | 6,250 | | | | | | |
| | [0249] Enrolment Fee - Less : 100% Transfer To University | 5,750 | 6,250 | 5,250 | 6,250 | | | | | | |
| AR21.202.013 | [0250] Enrolment Fee - Net | | | | | | | | | | |
| | [0251] Examinations - Gross | 78,400 | 76,800 | 83,200 | 73,600 | | | | | | |
| | [0252] Examinations -Less :Transfer To University | 78,400 | 76,800 | 83,200 | 73,600 | | | | | | |
| AR21.202.014 | [0253] Examinations Fee- Net | | | | | | | | | | |
| | [0254] Practical Examination Fees - Gross | 34,300 | 33,600 | 40,094 | 32,200 | | | | | | |
| | [6300] Practical Examinations Fee-Less : Transfer To University | 34,300 | 33,600 | 40,094 | 32,200 | | | | | | |
| AR21.202.015 | [6301] Practical Examinations Fee - Net | | | | | | | | | | |
| | [6304] Convocation Fee - Gross | 8,550 | 11,700 | | 9,900 | | | | | | |
| | [6305] Convocation Fee -Less : 100% Transfer To University | 8,550 | 11,700 | | 9,900 | | | | | | |
| AR21.202.017 | [6306] Convocation Fee - Net | | | | | | | | | | |
| | [6307] Library Fee - Gross | 45,000 | 48,000 | 43,000 | 4,600 | | | | | | |
| | [6308] Library Fee -Less : 100% Transfer To University Library | 45,000 | 48,000 | 43,000 | 4,600 | | | | | | |
| AR21.202.018 | [6309] Library Fee - Net | | | | | | | | | | |
| | [6318] Passing Certificate Fee - Gross | 3,000 | 3,450 | | 3,300 | | | | | | |
| | [6319] Passing Certificate Fee -Less : 100% Transfer To University | 3,000 | 3,450 | | 3,300 | | | | | | |
| AR21.202.023 | [6320] Passing Certificate Fee | | | | | | | | | | |
| | [6321] Dissertation Fee - Gross | 7,750 | 5,750 | 5,500 | 5,250 | | | | | | |
| | [6322] Dissertation Fee -Less : 100% Transfer To University | | | | | | | | | | |
| AR21.202.024 | [6323] Dissertation Fee - Net | 7,750 | | 5,500 | 5,250 | | | | | | |
| AR21.202.501 | [6335] Student Insurance Policy | | | | | | | | | | |
| | AR21.202 TOTAL | 1,16,735 | 85,715 | 60,160 | 63,440 | | AP21.202 TOTAL | 90,900 | 73,800 | 50,000 | 45,000 |

| RECEIPTS | | | | | | EXPENDITURE | | | | | |
|--------------|--|---|------------------------------------|---|------------------------------------|--------------|--|---|------------------------------------|---|------------------------------------|
| ALIAS | PARTICULARS | Unaudited Figures For Year 2016 - 2017 | Budget Estimates 2017 - 2018 | Revised Budget Estimates 2017 - 2018 | Budget Estimates 2018 - 2019 | ALIAS | PARTICULARS | Unaudited Figures For Year 2016 - 2017 | Budget Estimates 2017 - 2018 | Revised Budget Estimates 2017 - 2018 | Budget Estimates 2018 - 2019 |
| AR21.203 | Activity Fees | | | | | AP21.203 | Examination Expenses | | | | |
| AR21.203.001 | [0260] Gymkhana Fee | 25,000 | 24,000 | 21,500 | 23,000 | AP21.203.001 | [3470] Printing | 500 | | | |
| AR21.203.002 | [0261] Laboratory Fee | 50,500 | 72,000 | 68,000 | 69,000 | AP21.203.002 | [3471] Stationery | 500 | 2,000 | | |
| AR21.203.004 | [0263] Internship Fee | 5,000 | 11,500 | 11,000 | 10,500 | AP21.203.005 | [3474] Ph.D Remuneration Expenses | 7,000 | 8,000 | 8,000 | 8,000 |
| AR21.203.012 | [0271] Registration Fee | 2,500 | 4,800 | 2,200 | 2,500 | AP21.203.006 | [3475] Examination Remuneration | | | | |
| AR21.203.023 | [0282] Department Activity Fee | 5,000 | | | | AP21.203.011 | [3480] Travelling Expenses For Exam. | 1,000 | 1,000 | | |
| AR21.203.075 | [0334] T.C. Fees | 350 | 780 | 220 | 660 | AP21.203.012 | [3481] Admission Test Expenses | | 1,000 | | |
| AR21.203.096 | [0355] Insurance Fees | 902 | 1,056 | 968 | 1,012 | AP21.203.015 | [3484] Practical Examination | 13,000 | 15,000 | 38,800 | 40,000 |
| | | | | | | AP21.203.018 | [3487] Other Contingent Expenses | 1,000 | 1,000 | 1,000 | 1,000 |
| | AR21.203 TOTAL | 89,252 | 1,14,136 | 1,03,888 | 1,06,672 | | AP21.203 TOTAL | 23,000 | 28,000 | 47,800 | 49,000 |
| | | | | | | AP21.206 | Seminars & Conferences | | | | |
| | | | | | | AP21.206.001 | [3515] Seminar Publication | 1,000 | 1,000 | 1,000 | 1,000 |
| | | | | | | AP21.206.002 | [3516] Stationery | 1,000 | 1,000 | | |
| | | | | | | AP21.206.004 | [3518] Memorial Lectures | 1,000 | | | |
| | | | | | | AP21.206.006 | [3520] Travelling Expenses | 1,000 | 1,000 | | |
| | | | | | | | AP21.206 TOTAL | 4,000 | 3,000 | 1,000 | 1,000 |
| AR21.207 | Other Fee | | | | | AP21.208 | Library Expenses | | | | |
| AR21.207.002 | [0412] Fine/ Miscellaneous Fee | 7,950 | 7,200 | 6,600 | 6,900 | AP21.208.002 | [3536] Binding Charges | 2,000 | 2,000 | | |
| | AR21.207 TOTAL | 7,950 | 7,200 | 6,600 | 6,900 | | AP21.208 TOTAL | 2,000 | 2,000 | | |
| | | | | | | AP21.209 | Students' Welfare , Sports & Cultural Activities Expenses | | | | |
| | | | | | | AP21.209.001 | [3550] Annual Social /Cultural | 3,000 | 3,000 | 3,435 | 4,000 |
| | | | | | | AP21.209.002 | [3551] Function & Festival | 25,000 | 30,000 | 30,000 | 35,000 |
| | | | | | | AP21.209.013 | [3562] Workshops & Seminars Expenses | 12,000 | 15,000 | 15,000 | 15,000 |
| | | | | | | AP21.209.015 | [3564] Other Cultural Activities | 1,000 | 2,000 | 2,000 | 2,000 |
| | | | | | | AP21.209.017 | [3566] Students Council Expenses | 1,000 | 1,000 | 1,000 | 1,000 |
| | | | | | | | AP21.209 TOTAL | 42,000 | 51,000 | 51,435 | 57,000 |
| AR21.210 | Ph. D. Fee | | | | | | | | | | |
| AR21.210.001 | [0460] Registration Fee Net | | 5,000 | | 1,000 | | | | | | |
| | [0461] Enrolment Fee - Gross | | 1,250 | 250 | 250 | | | | | | |
| | [0464] Eligibility Fee - Gross | | 1,250 | 250 | 250 | | | | | | |
| | [0465] Eligibility Fee - Less : 100% Transfer To University | | 1,250 | 250 | 250 | | | | | | |
| AR21.210.004 | [0467] Admission Fee | | 2,500 | 500 | 500 | | | | | | |
| AR21.210.005 | [0468] Tuition Fee | 21,000 | 65,000 | 65,500 | 68,000 | | | | | | |
| AR21.210.006 | [0469] Laboratory Fee | 41,500 | 30,000 | 24,000 | 24,000 | | | | | | |

| RECEIPTS | | | | | | EXPENDITURE | | | | | |
|--------------|---|--|------------------------------|--------------------------------------|------------------------------|--------------|--|--|------------------------------|--------------------------------------|------------------------------|
| ALIAS | PARTICULARS | Unaudited Figures For Year 2016 - 2017 | Budget Estimates 2017 - 2018 | Revised Budget Estimates 2017 - 2018 | Budget Estimates 2018 - 2019 | ALIAS | PARTICULARS | Unaudited Figures For Year 2016 - 2017 | Budget Estimates 2017 - 2018 | Revised Budget Estimates 2017 - 2018 | Budget Estimates 2018 - 2019 |
| AR21.210.007 | [0470] Department Activity Fee | 5,000 | 15,000 | 11,000 | 12,000 | | | | | | |
| | [0471] Caution Deposit - Gross | | 2,500 | 500 | 500 | | | | | | |
| | [0472] Caution Deposit - Less : 100% Refundable To Student | | 2,500 | 500 | 500 | | | | | | |
| | [0474] Library Fee - Gross | 4,000 | 10,000 | 7,000 | 3,000 | | | | | | |
| | [6350] Library Fee - Less : 100% Trf To Central Library | 4,000 | 10,000 | 7,000 | 3,000 | | | | | | |
| AR21.210.011 | [6355] Evaluation Fee | | 5,000 | 1,000 | 1,000 | | | | | | |
| | [6356] Library Deposit - Gross | 23,000 | 27,000 | | | | | | | | |
| | [6357] Library Deposit - Less : 100% Trf To Central Library | 23,000 | 27,000 | | | | | | | | |
| | AR21.210 TOTAL | 67,500 | 1,22,500 | 1,02,000 | 1,06,500 | | | | | | |
| | AR21 TOTAL | 2,83,087 | 3,29,551 | 2,72,648 | 2,83,512 | | AP21 TOTAL | 1,68,400 | 1,65,300 | 1,52,735 | 1,56,500 |
| | | | | | | AP22 | Administrative & General Expenses | | | | |
| | | | | | | AP22.201 | Administrative Expenses | | | | |
| | | | | | | AP22.201.001 | [3601] Advertisement And Publicity | | 5,000 | | 5,000 |
| | | | | | | AP22.201.002 | [3602] Printing | 2,000 | 3,000 | 3,000 | 3,000 |
| | | | | | | AP22.201.003 | [3603] Stationery | 15,000 | 15,000 | 15,000 | 15,000 |
| | | | | | | AP22.201.005 | [3605] Xeroxing Charges | 2,000 | 2,000 | 2,000 | 2,000 |
| | | | | | | AP22.201.006 | [3606] Electricity And Power | | | | |
| | | | | | | AP22.201.007 | [3607] Telephone And Internet Charges | 2,000 | 2,000 | 2,000 | 2,000 |
| | | | | | | AP22.201.008 | [3608] Postage , Telegram & Courier Charges | 2,000 | 2,000 | 2,000 | 2,000 |
| | | | | | | AP22.201.010 | [3610] Professional Charges | 2,000 | 2,000 | 2,000 | 2,000 |
| | | | | | | AP22.201.011 | [3611] Meeting Expenses | 1,000 | 1,000 | 1,000 | 1,000 |
| | | | | | | AP22.201.012 | [3612] Membership / Subscription Expenses | 1,000 | 2,000 | 2,000 | 2,000 |
| | | | | | | AP22.201.013 | [3613] Contingency Expenses | 1,000 | 1,000 | 1,000 | 1,000 |
| | | | | | | AP22.201.014 | [3614] News Paper, Periodicals (Magaziens & Journals) | 1,000 | 1,000 | 1,800 | 2,000 |
| | | | | | | AP22.201.016 | [3616] Sanitary Materials | 1,000 | 1,000 | 1,000 | 1,000 |
| | | | | | | AP22.201.017 | [3617] Garden Expenditure | 1,000 | 1,000 | 1,000 | 1,000 |
| | | | | | | AP22.201.022 | [3622] Bank Charges | 1,000 | 1,000 | 1,000 | 1,000 |
| | | | | | | AP22.201.023 | [3623] Miscellaneous Expenses | 2,000 | 2,000 | 2,000 | 2,000 |
| | | | | | | AP22.201.024 | [3624] Statutory Audit Charges | 5,000 | 5,000 | 5,000 | 5,000 |
| | | | | | | AP22.201.025 | [3625] Internal Audit Charges | 5,000 | 5,000 | 5,000 | 5,000 |
| | | | | | | AP22.201.028 | [3628] Outsourcing Account Work | 5,000 | 5,000 | 5,000 | 5,000 |
| | | | | | | | AP22.201 TOTAL | 49,000 | 56,000 | 51,800 | 57,000 |
| | | | | | | AP22.202 | Travelling And Transportation Expenses | | | | |
| | | | | | | AP22.202.001 | [3645] Ta/Da Expenses Staff | 3,000 | 3,000 | 3,000 | 3,000 |
| | | | | | | AP22.202.002 | [3646] Ta/Da Expenses Meeting | 1,000 | 2,000 | 2,000 | 2,000 |

| RECEIPTS | | | | | | EXPENDITURE | | | | | |
|--------------|---|---|------------------------------------|---|------------------------------------|--------------|---|---|------------------------------------|---|------------------------------------|
| ALIAS | PARTICULARS | Unaudited Figures For Year 2016 - 2017 | Budget Estimates 2017 - 2018 | Revised Budget Estimates 2017 - 2018 | Budget Estimates 2018 - 2019 | ALIAS | PARTICULARS | Unaudited Figures For Year 2016 - 2017 | Budget Estimates 2017 - 2018 | Revised Budget Estimates 2017 - 2018 | Budget Estimates 2018 - 2019 |
| | | | | | | | AP22.202 TOTAL | 4,000 | 5,000 | 5,000 | 5,000 |
| | | | | | | AP22.203 | Insurance & Taxes | | | | |
| | | | | | | AP22.203.001 | [3655] Insurance | 1,078 | 1,056 | 968 | 1,012 |
| | | | | | | AP22.203.002 | [3656] Rates And Taxes | 2,000 | 2,000 | 2,000 | 2,000 |
| | | | | | | | AP22.203 TOTAL | 3,078 | 3,056 | 2,968 | 3,012 |
| | | | | | | AP22.204 | Outsource Services | | | | |
| | | | | | | AP22.204.001 | [3665] House Keeping Services | 1,500 | 1,500 | 1,500 | 1,500 |
| | | | | | | | AP22.204 TOTAL | 1,500 | 1,500 | 1,500 | 1,500 |
| | | | | | | AP22.205 | Repairs And Maintenance | | | | |
| | | | | | | AP22.205.001 | [3675] Maintenance Of Office Equipments | 6,200 | 15,000 | 15,000 | 15,000 |
| | | | | | | AP22.205.002 | [3676] Maintenance Of Furniture & Fixture | 3,000 | 3,000 | 3,000 | 3,000 |
| | | | | | | AP22.205.003 | [3677] Maintenance Of Electric Installation | 5,000 | 5,000 | 5,000 | 5,000 |
| | | | | | | AP22.205.004 | [3678] Maintenance Of Hardwares | 5,000 | 5,000 | 5,000 | 5,000 |
| | | | | | | AP22.205.005 | [3679] Maintenance Of Software | 2,000 | 2,000 | 2,000 | 2,000 |
| | | | | | | AP22.205.010 | [3684] Antivirus Software | 3,400 | 4,500 | 4,500 | 4,500 |
| | | | | | | | AP22.205 TOTAL | 24,600 | 34,500 | 34,500 | 34,500 |
| | | | | | | AP22.206 | Other Expenses | | | | |
| | | | | | | AP22.206.004 | [3713] Hospitality & Sumptuary Expenses | 3,000 | 3,000 | 3,000 | 3,000 |
| | | | | | | | AP22.206 TOTAL | 3,000 | 3,000 | 3,000 | 3,000 |
| | | | | | | | AP22 TOTAL | 85,178 | 1,03,056 | 98,768 | 1,04,012 |
| AR31 | Salary Grants | | | | | AP31 | Staff Payments & Benefits | | | | |
| AR31.201 | State Government- Salary Grants (Non Teaching /Teaching Staff Under Sps) | | | | | AP31.201 | Aided Salaries (Teaching Staff Approved Under Sps) | | | | |
| AR31.201.001 | [0485] Salary Grant | 29,20,000 | 32,50,000 | 31,97,891 | 35,17,500 | AP31.201.001 | [3750] Pay & Allowances | 29,20,000 | 32,50,000 | 31,97,891 | 35,17,500 |
| | | | | | | AP31.201.002 | [3751] Clock Hour Basis / Consolidated | | | | |
| | | | | | | AP31.201.006 | [3755] Leave Travel Concession | | | | |
| | AR31.201 TOTAL | 29,20,000 | 32,50,000 | 31,97,891 | 35,17,500 | | AP31.201 TOTAL | 29,20,000 | 32,50,000 | 31,97,891 | 35,17,500 |
| AR31.203 | SALARY FROM UNIVRSITY FUND | | | | | | | | | | |
| AR31.203.001 | [0510] Salary From University Fund | 4,20,000 | 4,50,000 | 4,50,000 | 4,50,000 | | | | | | |
| | AR31.203 TOTAL | 4,20,000 | 4,50,000 | 4,50,000 | 4,50,000 | | | | | | |
| | | | | | | AP31.204 | Unaided Salaries (Teaching Staff) | | | | |
| | | | | | | AP31.204.006 | [3785] Visiting Faculty Teaching | 1,68,000 | 2,50,000 | 2,50,000 | 2,50,000 |
| | | | | | | | AP31.204 TOTAL | 1,68,000 | 2,50,000 | 2,50,000 | 2,50,000 |
| | | | | | | AP31.205 | Un Aided Non Teaching | | | | |
| | | | | | | AP31.205.008 | [3807] Temp. Non Teaching Staff | 2,52,000 | 2,00,000 | 2,00,000 | 2,00,000 |
| | | | | | | | AP31.205 TOTAL | 2,52,000 | 2,00,000 | 2,00,000 | 2,00,000 |
| | AR31 TOTAL | 33,40,000 | 37,00,000 | 36,47,891 | 39,67,500 | | AP31 TOTAL | 33,40,000 | 37,00,000 | 36,47,891 | 39,67,500 |
| AR32 | Other Income | | | | | | | | | | |

| RECEIPTS | | | | | | EXPENDITURE | | | | | |
|--------------|--|--|------------------------------|--------------------------------------|------------------------------|--------------|-------------------------------------|--|------------------------------|--------------------------------------|------------------------------|
| ALIAS | PARTICULARS | Unaudited Figures For Year 2016 - 2017 | Budget Estimates 2017 - 2018 | Revised Budget Estimates 2017 - 2018 | Budget Estimates 2018 - 2019 | ALIAS | PARTICULARS | Unaudited Figures For Year 2016 - 2017 | Budget Estimates 2017 - 2018 | Revised Budget Estimates 2017 - 2018 | Budget Estimates 2018 - 2019 |
| AR32.202 | Interest On Saving Accounts | | | | | | | | | | |
| AR32.202.001 | [0520] Interest On Saving Bank Account | 20,300 | 22,000 | 11,580 | 12,000 | | | | | | |
| | AR32.202 TOTAL | 20,300 | 22,000 | 11,580 | 12,000 | | | | | | |
| | AR32 TOTAL | 20,300 | 22,000 | 11,580 | 12,000 | | | | | | |
| AR33 | Income From Investments | | | | | | | | | | |
| AR33.202 | Investment From University Fund | | | | | | | | | | |
| AR33.202.007 | [0627] Interest On Term Deposits With Bank | 37,800 | 40,000 | 69,900 | 70,000 | | | | | | |
| | AR33.202 TOTAL | 37,800 | 40,000 | 69,900 | 70,000 | | | | | | |
| | AR33 TOTAL | 37,800 | 40,000 | 69,900 | 70,000 | | | | | | |
| | Sector A TOTAL | 36,86,812 | 40,97,926 | 40,07,519 | 43,38,762 | | Sector A TOTAL | 36,68,578 | 40,88,356 | 39,89,394 | 43,28,012 |
| Sector D | Deposits And Advances Budget | | | | | Sector D | Deposits And Advances Budget | | | | |
| DR01 | Students Related Deposits | | | | | DP01 | Students Related Deposits | | | | |
| DR01.301 | Library Deposit | | | | | DP01.301 | Library Deposit | | | | |
| DR01.301.001 | [2105] Receipts Of Deposit | | | 36,500 | 37,500 | DP01.301.001 | [5291] Refund Of Deposit | | | 36,500 | 37,500 |
| | DR01.301 TOTAL | | | 36,500 | 37,500 | | DP01.301 TOTAL | | | 36,500 | 37,500 |
| DR01.302 | Laboratory Deposit | | | | | DP01.302 | Laboratory Deposit | | | | |
| DR01.302.001 | [2110] Receipts Of Deposit | 11,500 | 12,500 | 11,500 | 12,500 | DP01.302.001 | [5295] Refund Of Deposit | 11,500 | 12,500 | 11,500 | 12,500 |
| | DR01.302 TOTAL | 11,500 | 12,500 | 11,500 | 12,500 | | DP01.302 TOTAL | 11,500 | 12,500 | 11,500 | 12,500 |
| DR01.306 | Caution Maoney Deposit | | | | | DP01.306 | Caution Maoney Deposit | | | | |
| DR01.306.001 | [2171] Caution Money Deposit(refund) | 3,500 | 2,500 | 2,800 | 2,500 | DP01.306.001 | [5320] Refund Of Deposit | 3,500 | 2,500 | 2,800 | 2,500 |
| | DR01.306 TOTAL | 3,500 | 2,500 | 2,800 | 2,500 | | DP01.306 TOTAL | 3,500 | 2,500 | 2,800 | 2,500 |
| | DR01 TOTAL | 15,000 | 15,000 | 50,800 | 52,500 | | DP01 TOTAL | 15,000 | 15,000 | 50,800 | 52,500 |
| | Sector D TOTAL | 15,000 | 15,000 | 50,800 | 52,500 | | Sector D TOTAL | 15,000 | 15,000 | 50,800 | 52,500 |
| | 0395 Aided Total | 37,01,812 | 41,12,926 | 40,58,319 | 43,91,262 | | 0395 Aided Total | 36,83,578 | 41,03,356 | 40,40,194 | 43,80,512 |

5014 - Continuing Education, Pune (Aided)

(Old Aided Code : 2228)

| RECEIPTS | | | | | | EXPENDITURE | | | | | |
|--------------|---|---|------------------------------------|---|------------------------------------|--------------|---|---|------------------------------------|---|------------------------------------|
| ALIAS | PARTICULARS | Unaudited Figures For Year 2016 - 2017 | Budget Estimates 2017 - 2018 | Revised Budget Estimates 2017 - 2018 | Budget Estimates 2018 - 2019 | ALIAS | PARTICULARS | Unaudited Figures For Year 2016 - 2017 | Budget Estimates 2017 - 2018 | Revised Budget Estimates 2017 - 2018 | Budget Estimates 2018 - 2019 |
| Sector A | Capital And Revenue Receipt / Expenditure Budget | | | | | Sector A | Capital And Revenue Receipt / Expenditure Budget | | | | |
| AR31 | Salary Grants | | | | | AP31 | Staff Payments & Benefits | | | | |
| AR31.201 | State Government- Salary Grants (Non Teaching /Teaching Staff Under Sps) | | | | | AP31.201 | Aided Salaries (Teaching Staff Approved Under Sps) | | | | |
| AR31.201.001 | [0485] Salary Grant | 35,75,200 | 32,50,000 | 41,88,900 | 43,52,000 | AP31.201.001 | [3750] Pay & Allowances | 33,48,200 | 30,00,000 | 38,91,400 | 40,50,000 |
| | | | | | | AP31.201.006 | [3755] Leave Travel Concession | | | | |
| | AR31.201 TOTAL | 35,75,200 | 32,50,000 | 41,88,900 | 43,52,000 | | AP31.201 TOTAL | 33,48,200 | 30,00,000 | 38,91,400 | 40,50,000 |
| | | | | | | AP31.202 | Aided Non Teaching | | | | |
| | | | | | | AP31.202.001 | [3760] Pay & Allowances | 2,27,000 | 2,50,000 | 2,97,500 | 3,02,000 |
| | | | | | | AP31.202.003 | [3762] Vacant Posts | | | | |
| | | | | | | | AP31.202 TOTAL | 2,27,000 | 2,50,000 | 2,97,500 | 3,02,000 |
| | AR31 TOTAL | 35,75,200 | 32,50,000 | 41,88,900 | 43,52,000 | | AP31 TOTAL | 35,75,200 | 32,50,000 | 41,88,900 | 43,52,000 |
| | Sector A TOTAL | 35,75,200 | 32,50,000 | 41,88,900 | 43,52,000 | | Sector A TOTAL | 35,75,200 | 32,50,000 | 41,88,900 | 43,52,000 |
| | 5014 Aided Total | 35,75,200 | 32,50,000 | 41,88,900 | 43,52,000 | | 5014 Aided Total | 35,75,200 | 32,50,000 | 41,88,900 | 43,52,000 |



5015 - S.N.D.T. College of Home Science (Sr.), Pune, UG (Aided)

(Old Aided Code : 2244)

| RECEIPTS | | | | | | EXPENDITURE | | | | | |
|--------------|---|---|------------------------------------|---|------------------------------------|--------------|---|---|------------------------------------|---|------------------------------------|
| ALIAS | PARTICULARS | Unaudited Figures For Year 2016 - 2017 | Budget Estimates 2017 - 2018 | Revised Budget Estimates 2017 - 2018 | Budget Estimates 2018 - 2019 | ALIAS | PARTICULARS | Unaudited Figures For Year 2016 - 2017 | Budget Estimates 2017 - 2018 | Revised Budget Estimates 2017 - 2018 | Budget Estimates 2018 - 2019 |
| Sector A | Capital And Revenue Receipt / Expenditure Budget | | | | | Sector A | Capital And Revenue Receipt / Expenditure Budget | | | | |
| | | | | | | AP01 | Land & Building | | | | |
| | | | | | | AP01.102 | Major Repairs & Renovation | | | | |
| | | | | | | AP01.102.005 | [3015] Major Repairs & Renovation | | | | |
| | | | | | | | AP01.102 TOTAL | | | | |
| | | | | | | AP01.103 | Building Renovation - Civil Work | | | | |
| | | | | | | AP01.103.004 | [3028] Painting Of Building & Repairs To Toilet | | | | |
| | | | | | | | AP01.103 TOTAL | | | | |
| | | | | | | | AP01 TOTAL | | | | |
| | | | | | | AP03 | Furniture & Fixtures | | | | |
| | | | | | | AP03.101 | Purchase Of Furniture & Fixtures | | | | |
| | | | | | | AP03.101.001 | [3065] Purchase Of Furniture | 1,27,132 | 1,50,000 | 2,31,600 | 1,50,000 |
| | | | | | | | AP03.101 TOTAL | 1,27,132 | 1,50,000 | 2,31,600 | 1,50,000 |
| | | | | | | AP03.102 | Major Repairs To Furniture & Fixtures | | | | |
| | | | | | | AP03.102.001 | [3075] Major Repairs To Furniture & Fixtures | | | | |
| | | | | | | | AP03.102 TOTAL | | | | |
| | | | | | | | AP03 TOTAL | 1,27,132 | 1,50,000 | 2,31,600 | 1,50,000 |
| | | | | | | AP04 | Equipments | | | | |
| | | | | | | AP04.101 | Purchase Of Equipments | | | | |
| | | | | | | AP04.101.020 | [3104] Purchase Of Lab Equipments | 1,50,000 | 1,50,000 | 20,000 | 1,50,000 |
| | | | | | | | AP04.101 TOTAL | 1,50,000 | 1,50,000 | 20,000 | 1,50,000 |
| | | | | | | | AP04 TOTAL | 1,50,000 | 1,50,000 | 20,000 | 1,50,000 |
| AR10 | Other Development Receipts | | | | | | | | | | |
| AR10.101 | Development Fees | | | | | | | | | | |
| AR10.101.001 | [0111] Development Fees From Student - Institute Share | 49,400 | 52,500 | 53,400 | 52,500 | | | | | | |
| | [0112] Development Fees From Student- University Share | 49,400 | 52,500 | 53,400 | 52,500 | | | | | | |
| | [0113] Development Fee | 98,800 | | 1,06,800 | 1,05,000 | | | | | | |
| | AR10.101 TOTAL | 49,400 | 52,500 | 53,400 | 52,500 | | | | | | |
| AR10.102 | Available Unspent Balance Uptill Previous Year | | | | | | | | | | |
| AR10.102.001 | [0120] Available Unspent Balance | | | | | | | | | | |

| RECEIPTS | | | | | | EXPENDITURE | | | | | |
|--------------|--|---|------------------------------------|---|------------------------------------|--------------|--|---|------------------------------------|---|------------------------------------|
| ALIAS | PARTICULARS | Unaudited Figures For Year 2016 - 2017 | Budget Estimates 2017 - 2018 | Revised Budget Estimates 2017 - 2018 | Budget Estimates 2018 - 2019 | ALIAS | PARTICULARS | Unaudited Figures For Year 2016 - 2017 | Budget Estimates 2017 - 2018 | Revised Budget Estimates 2017 - 2018 | Budget Estimates 2018 - 2019 |
| | AR10.102 TOTAL | | | | | | | | | | |
| | AR10 TOTAL | 49,400 | 52,500 | 53,400 | 52,500 | | | | | | |
| AR21 | Fees From Students & Colleges | | | | | AP21 | Academic & Activity Expenses | | | | |
| | | | | | | AP21.201 | Academic Expenses | | | | |
| | | | | | | AP21.201.002 | [3326] Publications | 66,000 | 50,000 | 50,000 | 50,000 |
| | | | | | | AP21.201.011 | [3335] Prospectus Expenses | 20,000 | 20,000 | 5,000 | 20,000 |
| | | | | | | AP21.201.012 | [3336] Forms Expenses | 50,000 | 50,000 | 5,000 | 50,000 |
| | | | | | | | AP21.201 TOTAL | 1,36,000 | 1,20,000 | 60,000 | 1,20,000 |
| AR21.202 | Academic Receipts -Institution | | | | | AP21.202 | Activity Expenses | | | | |
| AR21.202.001 | [0220] Admission Fee | 84,870 | 96,600 | 84,800 | 96,600 | AP21.202.001 | [3355] Gymkhana Expenses | 55,000 | 85,000 | 30,000 | 50,000 |
| AR21.202.002 | [0221] Tution Fee | 2,98,800 | 3,36,000 | 4,24,600 | 3,36,000 | AP21.202.003 | [3357] Computer Training Expenses | 1,69,800 | 2,40,000 | 2,40,000 | 2,40,000 |
| AR21.202.003 | [0222] Computer Training Fee | 1,18,500 | 1,25,000 | 1,38,400 | 1,26,000 | AP21.202.005 | [3359] Disaster Management Expenses | | | | |
| | [0224] Diary Fee - Gross | 19,850 | | | | AP21.202.011 | [3365] Educational Tour Expenses | 46,200 | 50,000 | 50,000 | 50,000 |
| | [0225] Diary Fee - Less : 100% Transfer To University | 19,850 | | | | AP21.202.012 | [3366] Field Visit Expenses | 10,000 | 20,000 | 20,000 | 20,000 |
| AR21.202.005 | [0226] Diary Fee - Net | | | | | AP21.202.015 | [3369] E-Suvidha Expenses | | | | |
| | [0227] E-Suvidha Fee - Gross | 19,700 | 21,000 | 23,900 | 21,000 | AP21.202.019 | [3373] Teaching Aid & Accessories Expenses | 25,000 | 25,000 | 5,000 | 10,000 |
| | [0228] E-Suvidha - Less : 100% Transfer To University | 19,700 | 21,000 | 23,900 | 21,000 | AP21.202.020 | [3374] Internship Expenses | 20,000 | 20,000 | 20,000 | 20,000 |
| AR21.202.006 | [0229] E-Suvidha - Net | | | | | AP21.202.027 | [3381] Vocational Courses Expenses | 40,000 | 40,000 | 10,000 | 10,000 |
| | [0230] Students Welfare Fee - Gross | 35,200 | 31,500 | 35,900 | 31,500 | AP21.202.029 | [3383] Material For Daily Practices Expenses | 1,01,970 | 90,000 | 90,000 | 90,000 |
| | [0231] Students Welfare Fee -Less : Transfer To University | 35,200 | 31,500 | 35,900 | 31,500 | AP21.202.039 | [3392] Naac Expenses | 45,200 | 1,00,000 | 3,13,100 | 1,00,000 |
| AR21.202.007 | [0232] Students Welfare Fee - Net | | | | | AP21.202.057 | [3410] Interpreneurship Management | 10,000 | 10,000 | 10,000 | 10,000 |
| | [0233] Medical Fee - Gross | 15,100 | 14,700 | 15,400 | 14,700 | AP21.202.058 | [3411] N.S.S. Regular | 34,600 | 10,000 | 10,000 | 10,000 |
| | [0234] Medical Fee-Less : Transfer To University | 15,100 | 14,700 | 15,400 | 14,700 | | | | | | |
| AR21.202.008 | [0235] Medical Fee - Net | | | | | | | | | | |
| | [0236] Sports Fee - Gross | 37,700 | 42,000 | 43,700 | 42,000 | | | | | | |
| | [0237] Sports Fee -Less : Transfer To University | 37,700 | 42,000 | 47,700 | 42,000 | | | | | | |
| AR21.202.009 | [0238] Sports Fee - Net | | | | | | | | | | |
| | [0239] Disaster Management Fee - Gross | 4,700 | 4,200 | 4,300 | 4,200 | | | | | | |
| | [0240] Disaster Management Fee -Less : 100% Transfer To University | 4,700 | 4,200 | 4,800 | 4,200 | | | | | | |
| AR21.202.010 | [0241] Disaster Management Fee - Net | | | | | | | | | | |
| | [0242] Ashwamedh/ Avishkar/ Indradhanushya Fee - Gross | 14,100 | 12,600 | 14,400 | 12,600 | | | | | | |
| | [0243] Ashwamedh/ Avishkar/ Indradhanushya Fee -Less : 100% Transfer To University | 14,100 | 12,600 | 14,400 | 12,600 | | | | | | |

| RECEIPTS | | | | | | EXPENDITURE | | | | | |
|--------------|---|--|------------------------------|--------------------------------------|------------------------------|--------------|--------------------------------------|--|------------------------------|--------------------------------------|------------------------------|
| ALIAS | PARTICULARS | Unaudited Figures For Year 2016 - 2017 | Budget Estimates 2017 - 2018 | Revised Budget Estimates 2017 - 2018 | Budget Estimates 2018 - 2019 | ALIAS | PARTICULARS | Unaudited Figures For Year 2016 - 2017 | Budget Estimates 2017 - 2018 | Revised Budget Estimates 2017 - 2018 | Budget Estimates 2018 - 2019 |
| AR21.202.011 | [0244] Ashwamedh/ Avishkar/ Indradhanushya Fee - Net | | | | | | | | | | |
| | [0245] Eligibility Fee -Gross | 8,500 | 12,500 | 4,300 | 4,300 | | | | | | |
| | [0246] Eligibility Fee -Less : 100% Transfer To University | 8,500 | 12,500 | 4,300 | 4,300 | | | | | | |
| AR21.202.012 | [0247] Eligibility Fee -Net | | | | | | | | | | |
| | [0248] Enrolment Fee - Gross | 47,500 | 30,000 | 47,500 | 35,000 | | | | | | |
| | [0249] Enrolment Fee - Less : 100% Transfer To University | 47,500 | | 47,500 | 35,000 | | | | | | |
| AR21.202.013 | [0250] Enrolment Fee - Net | | | | | | | | | | |
| | [0251] Examinations - Gross | 4,92,000 | 4,41,000 | 4,43,100 | 4,41,400 | | | | | | |
| | [0252] Examinations -Less :Transfer To University | 5,21,474 | 4,41,000 | 4,43,100 | 4,41,400 | | | | | | |
| AR21.202.014 | [0253] Examinations Fee- Net | | | | | | | | | | |
| | [0254] Practical Examination Fees - Gross | 2,78,405 | | 2,96,100 | 2,94,000 | | | | | | |
| | [6300] Practical Examinations Fee-Less : Transfer To University | 2,78,500 | | 2,96,100 | 2,94,000 | | | | | | |
| AR21.202.015 | [6301] Practical Examinations Fee - Net | | | | | | | | | | |
| | [6304] Convocation Fee - Gross | 44,700 | 51,800 | 37,500 | 45,000 | | | | | | |
| | [6305] Convocation Fee -Less : 100% Transfer To University | 44,700 | 51,800 | 37,500 | 45,000 | | | | | | |
| AR21.202.017 | [6306] Convocation Fee - Net | | | | | | | | | | |
| | [6307] Library Fee - Gross | 4,66,000 | 4,20,000 | 4,85,000 | 4,20,000 | | | | | | |
| | [6308] Library Fee -Less : 100% Transfer To University Library | 4,66,000 | 4,20,000 | 4,85,000 | 4,20,000 | | | | | | |
| AR21.202.018 | [6309] Library Fee - Net | | | | | | | | | | |
| | AR21.202 TOTAL | 5,02,170 | 5,57,600 | 6,47,800 | 5,58,600 | | AP21.202 TOTAL | 5,57,770 | 6,90,000 | 7,98,100 | 6,10,000 |
| AR21.203 | Activity Fees | | | | | AR21.203 | Examination Expenses | | | | |
| AR21.203.001 | [0260] Gymkhana Fee | 1,88,500 | 2,10,000 | 2,18,500 | 2,20,000 | AR21.203.001 | [3470] Printing | 29,900 | 45,000 | 45,000 | 45,000 |
| AR21.203.002 | [0261] Laboratory Fee | 3,77,000 | 4,20,000 | 5,27,500 | 4,20,000 | AR21.203.002 | [3471] Stationery | 38,500 | 45,000 | 56,100 | 45,000 |
| AR21.203.056 | [0315] Computer Fees | 11,85,000 | | 12,06,000 | 12,60,000 | AR21.203.003 | [3472] Printing Of Answer Books | 36,300 | 30,000 | 10,000 | 30,000 |
| AR21.203.059 | [0318] Miscellaneous For Gymkhana | 64,800 | 63,000 | 74,800 | 75,000 | AR21.203.004 | [3473] Printing Of Question Papers | | | | |
| | | | | | | AR21.203.006 | [3475] Examination Remuneration | 25,000 | 25,000 | 25,000 | 25,000 |
| | | | | | | AR21.203.007 | [3476] Marksheet Expenses | 6,700 | 10,000 | 10,000 | 10,000 |
| | | | | | | AR21.203.010 | [3479] Post & Courier Charges | 1,600 | 15,000 | 14,200 | 15,000 |
| | | | | | | AR21.203.011 | [3480] Travelling Expenses For Exam. | 8,000 | 8,000 | 8,000 | 8,000 |
| | | | | | | AR21.203.013 | [3482] Paper Setting | 5,000 | 5,000 | 5,000 | 5,000 |
| | | | | | | AR21.203.015 | [3484] Practical Examination | 15,000 | 25,000 | 15,000 | 25,000 |
| | AR21.203 TOTAL | 18,15,300 | 6,93,000 | 20,26,800 | 19,75,000 | | AP21.203 TOTAL | 1,66,000 | 2,08,000 | 1,88,300 | 2,08,000 |
| AR21.204 | Examination Fees | | | | | | | | | | |
| AR21.204.017 | [0387] Misc Income | 45,600 | | 10,000 | 10,000 | | | | | | |

| RECEIPTS | | | | | | EXPENDITURE | | | | | |
|--------------|---|---|------------------------------------|---|------------------------------------|--------------|--|---|------------------------------------|---|------------------------------------|
| ALIAS | PARTICULARS | Unaudited Figures For Year 2016 - 2017 | Budget Estimates 2017 - 2018 | Revised Budget Estimates 2017 - 2018 | Budget Estimates 2018 - 2019 | ALIAS | PARTICULARS | Unaudited Figures For Year 2016 - 2017 | Budget Estimates 2017 - 2018 | Revised Budget Estimates 2017 - 2018 | Budget Estimates 2018 - 2019 |
| | AR21.204 TOTAL | 45,600 | | 10,000 | 10,000 | | | | | | |
| | | | | | | AP21.206 | Seminars & Conferances | | | | |
| | | | | | | AP21.206.002 | [3516] Stationery | 8,000 | 8,000 | 8,000 | 8,000 |
| | | | | | | AP21.206.004 | [3518] Memorial Lectures | 10,000 | 10,000 | 10,000 | 10,000 |
| | | | | | | AP21.206.006 | [3520] Travelling Expenses | 15,000 | 15,000 | 5,000 | 15,000 |
| | | | | | | | AP21.206 TOTAL | 33,000 | 33,000 | 23,000 | 33,000 |
| AR21.207 | Other Fee | | | | | AP21.207 | Materials, Consumables, Stores & Chemicals | | | | |
| AR21.207.002 | [0412] Fine/ Miscellaneous Fee | 20,400 | 25,000 | 29,000 | 30,000 | AP21.207.001 | [3530] Materials | 10,000 | 10,000 | 5,000 | 5,000 |
| AR21.207.003 | [0413] Magazine Fee | 20,000 | 21,000 | 21,900 | 21,000 | | | | | | |
| AR21.207.004 | [0414] Co Curricular Fee | 2,25,600 | 2,10,000 | 2,06,900 | 2,10,000 | | | | | | |
| AR21.207.006 | [0416] Annual Field Work/ Educational/ Industrial Visit Fee | 1,08,000 | 1,20,000 | 1,20,000 | 1,20,000 | | | | | | |
| AR21.207.009 | [0419] Transcript Charge (Income) | 12,300 | 10,000 | 11,200 | 10,000 | | | | | | |
| | AR21.207 TOTAL | 3,86,300 | 3,86,000 | 3,89,000 | 3,91,000 | | AP21.207 TOTAL | 10,000 | 10,000 | 5,000 | 5,000 |
| | | | | | | AP21.209 | Students' Welfare , Sports & Cultural Activities Expenses | | | | |
| | | | | | | AP21.209.001 | [3550] Annual Social /Cultural | 1,12,800 | 1,40,000 | 1,40,000 | 1,40,000 |
| | | | | | | AP21.209.009 | [3558] Medical Check Up Expenses | 18,000 | 18,000 | 18,000 | 18,000 |
| | | | | | | AP21.209.013 | [3562] Workshops & Seminars Expenses | 17,500 | 55,000 | 55,000 | 55,000 |
| | | | | | | AP21.209.017 | [3566] Students Council Expenses | 20,000 | 20,000 | 10,000 | 20,000 |
| | | | | | | | AP21.209 TOTAL | 1,68,300 | 2,33,000 | 2,23,000 | 2,33,000 |
| | AR21 TOTAL | 27,49,370 | 16,36,600 | 30,73,600 | 29,34,600 | | AP21 TOTAL | 10,71,070 | 12,94,000 | 12,97,400 | 12,09,000 |
| | | | | | | AP22 | Administrative & General Expenses | | | | |
| | | | | | | AP22.201 | Administrative Expenses | | | | |
| | | | | | | AP22.201.001 | [3601] Advertisement And Pubicity | 20,000 | 20,000 | 5,000 | 20,000 |
| | | | | | | AP22.201.002 | [3602] Printing | 50,000 | 80,000 | 30,000 | 80,000 |
| | | | | | | AP22.201.005 | [3605] Xeroxing Charges | 21,300 | 30,000 | 25,400 | 30,000 |
| | | | | | | AP22.201.006 | [3606] Electricity And Power | 1,50,000 | 1,50,000 | 1,50,000 | 1,50,000 |
| | | | | | | AP22.201.007 | [3607] Telephone And Internet Charges | 19,100 | 30,000 | 12,700 | 30,000 |
| | | | | | | AP22.201.008 | [3608] Postage , Telegram & Courier Charges | 10,900 | 12,000 | 6,000 | 12,000 |
| | | | | | | AP22.201.009 | [3609] Legal Charges | 14,000 | 10,000 | 10,000 | 10,000 |
| | | | | | | AP22.201.011 | [3611] Meeting Expenses | 5,000 | 5,000 | 5,000 | 5,000 |
| | | | | | | AP22.201.016 | [3616] Sanitary Materials | 5,200 | 10,000 | 10,000 | 10,000 |
| | | | | | | AP22.201.017 | [3617] Garden Expenditure | 23,200 | 30,000 | 48,500 | 96,000 |
| | | | | | | AP22.201.021 | [3621] Pest Control | 6,500 | 10,000 | 10,000 | 10,000 |
| | | | | | | AP22.201.022 | [3622] Bank Charges | 5,000 | 1,000 | 7,000 | 7,000 |
| | | | | | | AP22.201.023 | [3623] Miscellaneous Expenses | 400 | 1,000 | 1,000 | 1,000 |
| | | | | | | AP22.201.024 | [3624] Statutory Audit Charges | | 10,000 | 10,000 | 10,000 |

| RECEIPTS | | | | | | EXPENDITURE | | | | | |
|--------------|---|---|------------------------------------|---|------------------------------------|--------------|---|---|------------------------------------|---|------------------------------------|
| ALIAS | PARTICULARS | Unaudited Figures For Year 2016 - 2017 | Budget Estimates 2017 - 2018 | Revised Budget Estimates 2017 - 2018 | Budget Estimates 2018 - 2019 | ALIAS | PARTICULARS | Unaudited Figures For Year 2016 - 2017 | Budget Estimates 2017 - 2018 | Revised Budget Estimates 2017 - 2018 | Budget Estimates 2018 - 2019 |
| | | | | | | AP22.201.025 | [3625] Internal Audit Charges | | 10,000 | 10,000 | 10,000 |
| | | | | | | AP22.201.028 | [3628] Outsourcing Account Work | | 10,000 | | |
| | | | | | | | AP22.201 TOTAL | 3,30,600 | 4,19,000 | 3,40,600 | 4,81,000 |
| | | | | | | AP22.202 | Travelling And Transportation Expenses | | | | |
| | | | | | | AP22.202.001 | [3645] Ta/Da Expenses Staff | 57,100 | 45,000 | 60,200 | 45,000 |
| | | | | | | | AP22.202 TOTAL | 57,100 | 45,000 | 60,200 | 45,000 |
| | | | | | | AP22.203 | Insurance & Taxes | | | | |
| | | | | | | AP22.203.002 | [3656] Rates And Taxes | | 75,000 | 75,000 | 75,000 |
| | | | | | | | AP22.203 TOTAL | | 75,000 | 75,000 | 75,000 |
| | | | | | | AP22.205 | Repairs And Maintenance | | | | |
| | | | | | | AP22.205.001 | [3675] Maintenance Of Office Equipments | 30,000 | 30,000 | 11,200 | 30,000 |
| | | | | | | AP22.205.002 | [3676] Maintenance Of Furniture & Fixture | | | 20,000 | 30,000 |
| | | | | | | AP22.205.003 | [3677] Maintenance Of Electric Installation | 59,400 | 50,000 | 50,000 | 50,000 |
| | | | | | | AP22.205.004 | [3678] Maintenance Of Hardwares | 76,700 | 40,000 | 28,700 | 40,000 |
| | | | | | | AP22.205.012 | [3686] Maintenance Of Building | 1,31,900 | 3,50,000 | 3,47,300 | 3,50,000 |
| | | | | | | AP22.205.026 | [3700] Emergency & Unforeseen Repairs | | 80,000 | 10,000 | 50,000 |
| | | | | | | | AP22.205 TOTAL | 2,98,000 | 5,50,000 | 4,67,200 | 5,50,000 |
| | | | | | | AP22.206 | Other Expenses | | | | |
| | | | | | | AP22.206.004 | [3713] Hospitality & Sumptuary Expenses | 15,800 | 10,000 | 80,400 | 10,000 |
| | | | | | | | AP22.206 TOTAL | 15,800 | 10,000 | 80,400 | 10,000 |
| | | | | | | | AP22 TOTAL | 7,01,500 | 10,99,000 | 10,23,400 | 11,61,000 |
| AR31 | Salary Grants | | | | | AP31 | Staff Payments & Benefits | | | | |
| AR31.201 | State Government- Salary Grants (Non Teaching /Teaching Staff Under Sps) | | | | | AP31.201 | Aided Salaries (Teaching Staff Approved Under Sps) | | | | |
| AR31.201.001 | [0485] Salary Grant | 2,16,89,300 | 83,88,100 | 2,70,28,900 | 2,82,57,100 | AP31.201.001 | [3750] Pay & Allowances | 1,63,01,700 | 16,00,000 | 2,17,63,000 | 2,28,51,200 |
| | | | | | | AP31.201.002 | [3751] Clock Hour Basis / Consolidated | 14,43,000 | 13,00,000 | 9,82,200 | 5,00,000 |
| | | | | | | AP31.201.003 | [3752] Vacant Posts | | 6,00,000 | | |
| | | | | | | | AP31.201 TOTAL | 1,77,44,700 | 35,00,000 | 2,27,45,200 | 2,33,51,200 |
| | | | | | | AP31.202 | Aided Non Teaching | | | | |
| | | | | | | AP31.202.001 | [3760] Pay & Allowances | 53,87,600 | 48,88,100 | 52,65,900 | 54,05,900 |
| | | | | | | | AP31.202 TOTAL | 53,87,600 | 48,88,100 | 52,65,900 | 54,05,900 |
| AR31.203 | SALARY FROM UNIVRSITY FUND | | | | | | | | | | |
| AR31.203.001 | [0510] Salary From University Fund | 30,28,900 | 17,92,000 | 26,37,000 | 21,70,000 | | | | | | |
| | | | | | | | AR31.203 TOTAL | 30,28,900 | 17,92,000 | 26,37,000 | 21,70,000 |
| | | | | | | AP31.204 | Unaided Salaries (Teaching Staff) | | | | |
| | | | | | | AP31.204.008 | [3787] C. P. F. Management Share | | | | |
| | | | | | | | AP31.204 TOTAL | | | | |
| | | | | | | AP31.205 | Un Aided Non Teaching | | | | |

| RECEIPTS | | | | | | EXPENDITURE | | | | | |
|--------------|--|---|------------------------------------|---|------------------------------------|--------------|---------------------------------------|---|------------------------------------|---|------------------------------------|
| ALIAS | PARTICULARS | Unaudited Figures For Year 2016 - 2017 | Budget Estimates 2017 - 2018 | Revised Budget Estimates 2017 - 2018 | Budget Estimates 2018 - 2019 | ALIAS | PARTICULARS | Unaudited Figures For Year 2016 - 2017 | Budget Estimates 2017 - 2018 | Revised Budget Estimates 2017 - 2018 | Budget Estimates 2018 - 2019 |
| | | | | | | AP31.205.001 | [3793] Pay & Allowances | 9,25,800 | 10,00,000 | 9,84,100 | 10,00,000 |
| | | | | | | AP31.205.008 | [3807] Temp. Non Teaching Staff | 6,60,100 | 7,92,000 | 6,70,700 | 6,70,000 |
| | | | | | | | AP31.205 TOTAL | 15,85,900 | 17,92,000 | 16,54,800 | 16,70,000 |
| | | | | | | | AP31 TOTAL | 2,47,18,200 | 1,01,80,100 | 2,96,65,900 | 3,04,27,100 |
| AR33 | Income From Investments | | | | | | | | | | |
| AR33.201 | Investments From Earmarked/Endowment Fund | | | | | | | | | | |
| AR33.201.007 | [0617] Interest On Term Deposits With Bank | 5,00,000 | 10,00,000 | 5,65,000 | 5,00,000 | | | | | | |
| | AR33.201 TOTAL | 5,00,000 | 10,00,000 | 5,65,000 | 5,00,000 | | | | | | |
| | AR33 TOTAL | 5,00,000 | 10,00,000 | 5,65,000 | 5,00,000 | | | | | | |
| AR34 | Sale Of Publications | | | | | | | | | | |
| AR34.203 | Sale Of Prospectus & Admission Forms | | | | | | | | | | |
| AR34.203.001 | [0645] Sale Of Prospectus & Admission Forms | 32,300 | 35,000 | 30,800 | 35,000 | | | | | | |
| | AR34.203 TOTAL | 32,300 | 35,000 | 30,800 | 35,000 | | | | | | |
| | AR34 TOTAL | 32,300 | 35,000 | 30,800 | 35,000 | | | | | | |
| | Sector A TOTAL | 2,80,49,270 | 1,29,04,200 | 3,33,88,700 | 3,39,49,200 | | Sector A TOTAL | 2,67,67,902 | 1,28,73,100 | 3,22,38,300 | 3,30,97,100 |
| Sector D | Deposits And Advances Budget | | | | | Sector D | Deposits And Advances Budget | | | | |
| DR01 | Students Related Deposits | | | | | DP01 | Students Related Deposits | | | | |
| DR01.301 | Library Deposit | | | | | DP01.301 | Library Deposit | | | | |
| DR01.301.001 | [2105] Receipts Of Deposit | 2,55,000 | | 2,52,000 | 1,80,000 | DP01.301.001 | [5291] Refund Of Deposit | 2,55,000 | | 2,52,000 | 1,80,000 |
| | DR01.301 TOTAL | 2,55,000 | | 2,52,000 | 1,80,000 | | DP01.301 TOTAL | 2,55,000 | | 2,52,000 | 1,80,000 |
| | DR01 TOTAL | 2,55,000 | | 2,52,000 | 1,80,000 | | DP01 TOTAL | 2,55,000 | | 2,52,000 | 1,80,000 |
| DR08 | Other Advances & Loans | | | | | DP08 | Other Advances & Loans | | | | |
| DR08.301 | Advances To Institutions | | | | | DP08.301 | Advances To Institutions | | | | |
| DR08.301.080 | [2264] SNDT Women's University Mumbai | | | 17,59,500 | | DP08.301.080 | [6881] SNDT Women's University Mumbai | | | 17,59,500 | |
| | DR08.301 TOTAL | | | 17,59,500 | | | DP08.301 TOTAL | | | 17,59,500 | |
| | DR08 TOTAL | | | 17,59,500 | | | DP08 TOTAL | | | 17,59,500 | |
| | Sector D TOTAL | 2,55,000 | | 20,11,500 | 1,80,000 | | Sector D TOTAL | 2,55,000 | | 20,11,500 | 1,80,000 |
| | 5015 Aided Total | 2,83,04,270 | 1,29,04,200 | 3,54,00,200 | 3,41,29,200 | | 5015 Aided Total | 2,70,22,902 | 1,28,73,100 | 3,42,49,800 | 3,32,77,100 |

5016 - S.N.D.T. Arts & Commerce (Senior) College, Pune (BA. B.Com, BVA) (Aided)

(Old Aided Code : 2245)

| RECEIPTS | | | | | | EXPENDITURE | | | | | |
|----------|---|---|------------------------------------|---|------------------------------------|--------------|---|---|------------------------------------|---|------------------------------------|
| ALIAS | PARTICULARS | Unaudited Figures For Year 2016 - 2017 | Budget Estimates 2017 - 2018 | Revised Budget Estimates 2017 - 2018 | Budget Estimates 2018 - 2019 | ALIAS | PARTICULARS | Unaudited Figures For Year 2016 - 2017 | Budget Estimates 2017 - 2018 | Revised Budget Estimates 2017 - 2018 | Budget Estimates 2018 - 2019 |
| Sector A | Capital And Revenue Receipt / Expenditure Budget | | | | | Sector A | Capital And Revenue Receipt / Expenditure Budget | | | | |
| | | | | | | AP01 | Land & Building | | | | |
| | | | | | | AP01.102 | Major Repairs & Renovation | | | | |
| | | | | | | AP01.102.005 | [3015] Major Repairs & Renovation | | 1,00,000 | 1,00,000 | 3,50,000 |
| | | | | | | | AP01.102 TOTAL | | 1,00,000 | 1,00,000 | 3,50,000 |
| | | | | | | | AP01 TOTAL | | 1,00,000 | 1,00,000 | 3,50,000 |
| | | | | | | AP03 | Furniture & Fixtures | | | | |
| | | | | | | AP03.101 | Purchase Of Furniture & Fixtures | | | | |
| | | | | | | AP03.101.001 | [3065] Purchase Of Furniture | 1,39,100 | 50,000 | 10,000 | 3,00,000 |
| | | | | | | AP03.101.010 | [3064] Purchase Of Computer Tables & Storewells | | 50,000 | 10,000 | 50,000 |
| | | | | | | | AP03.101 TOTAL | 1,39,100 | 1,00,000 | 20,000 | 3,50,000 |
| | | | | | | AP03.102 | Major Repairs To Furniture & Fixtures | | | | |
| | | | | | | AP03.102.001 | [3075] Major Repairs To Furniture & Fixtures | | 4,00,000 | 20,000 | 50,000 |
| | | | | | | | AP03.102 TOTAL | | 4,00,000 | 20,000 | 50,000 |
| | | | | | | | AP03 TOTAL | 1,39,100 | 5,00,000 | 40,000 | 4,00,000 |
| | | | | | | AP04 | Equipments | | | | |
| | | | | | | AP04.101 | Purchase Of Equipments | | | | |
| | | | | | | AP04.101.003 | [3087] Purchase Of Equipment | 46,000 | 50,000 | 20,000 | 5,00,000 |
| | | | | | | | AP04.101 TOTAL | 46,000 | 50,000 | 20,000 | 5,00,000 |
| | | | | | | | AP04 TOTAL | 46,000 | 50,000 | 20,000 | 5,00,000 |
| | | | | | | AP08 | Software & Development | | | | |
| | | | | | | AP08.102 | Software Development | | | | |
| | | | | | | AP08.102.001 | [3185] Software Development (AP08.102) | | | | 70,000 |
| | | | | | | | AP08.102 TOTAL | | | | 70,000 |
| | | | | | | | AP08 TOTAL | | | | 70,000 |
| | | | | | | AP09 | Hardware & Peripherals | | | | |
| | | | | | | AP09.101 | Development Exp. | | | | |
| | | | | | | AP09.101.001 | [3200] Purchase Of Computer | 51,000 | 4,00,000 | | 3,50,000 |
| | | | | | | AP09.101.006 | [3205] Purchase Of Printer | | | | 50,000 |
| | | | | | | | AP09.101 TOTAL | 51,000 | 4,00,000 | | 4,00,000 |
| | | | | | | | AP09 TOTAL | 51,000 | 4,00,000 | | 4,00,000 |

| RECEIPTS | | | | | | EXPENDITURE | | | | | |
|--------------|---|---|------------------------------------|---|------------------------------------|--------------|--|---|------------------------------------|---|------------------------------------|
| ALIAS | PARTICULARS | Unaudited Figures For Year 2016 - 2017 | Budget Estimates 2017 - 2018 | Revised Budget Estimates 2017 - 2018 | Budget Estimates 2018 - 2019 | ALIAS | PARTICULARS | Unaudited Figures For Year 2016 - 2017 | Budget Estimates 2017 - 2018 | Revised Budget Estimates 2017 - 2018 | Budget Estimates 2018 - 2019 |
| AR10 | Other Development Receipts | | | | | AP10 | Other Development Expenditure | | | | |
| AR10.101 | Development Fees | | | | | AP10.101 | Development Exp. | | | | |
| AR10.101.001 | [0111] Development Fees From Student - Institute Share | 1,38,000 | 1,04,000 | 1,64,900 | 1,75,000 | AP10.101.006 | [3220] Non Conventional Energy Sources -solar Energy/wind Mill Etc | | | 50,000 | 50,000 |
| | [0112] Development Fees From Student-University Share | 1,38,000 | 1,04,000 | 1,64,900 | 1,75,000 | | | | | | |
| | [0113] Development Fee | 2,76,000 | | 3,29,800 | 3,50,000 | | | | | | |
| | AR10.101 TOTAL | 1,38,000 | 1,04,000 | 1,64,900 | 1,75,000 | | AP10.101 TOTAL | | | 50,000 | 50,000 |
| AR10.102 | Available Unspent Balance Uptill Previous Year | | | | | | | | | | |
| AR10.102.001 | [0120] Available Unspent Balance | | | | | | | | | | |
| | AR10.102 TOTAL | | | | | | | | | | |
| | AR10 TOTAL | 1,38,000 | 1,04,000 | 1,64,900 | 1,75,000 | | AP10 TOTAL | | | 50,000 | 50,000 |
| AR11 | Transfer From Endowment & Special Fund (Capital) | | | | | | | | | | |
| AR11.101 | Corpus Fund | | | | | | | | | | |
| AR11.101.001 | [0121] Transfer From | 1,94,000 | 2,00,000 | 1,00,000 | 1,00,000 | | | | | | |
| | AR11.101 TOTAL | 1,94,000 | 2,00,000 | 1,00,000 | 1,00,000 | | | | | | |
| AR11.114 | Development & Programme Fund | | | | | | | | | | |
| AR11.114.001 | [0190] Transfer From | 5,200 | | 6,500 | 5,000 | | | | | | |
| | AR11.114 TOTAL | 5,200 | | 6,500 | 5,000 | | | | | | |
| | AR11 TOTAL | 1,99,200 | 2,00,000 | 1,06,500 | 1,05,000 | | | | | | |
| AR21 | Fees From Students & Colleges | | | | | AP21 | Academic & Activity Expenses | | | | |
| AR21.201 | Academic Receipts - University | | | | | AP21.201 | Academic Expenses | | | | |
| AR21.201.025 | [0208] Alumni Fees Net | | | | | AP21.201.006 | [3330] Souvenir | 40,600 | 40,000 | 1,00,000 | 1,00,000 |
| | [6370] Alumni Fee - Gross | 22,000 | 20,000 | 30,500 | 35,000 | AP21.201.011 | [3335] Prospectus Expenses | 46,400 | 48,000 | 5,000 | 5,000 |
| | [6371] Less : 100 % Transfer To University | 22,000 | 20,000 | 30,300 | 35,000 | AP21.201.016 | [3340] Identity Card Expenses | 33,900 | 32,000 | 29,500 | 30,000 |
| AR21.201.027 | [0210] Centenary Fees Net | | | | | AP21.201.022 | [3346] Faculty Development | 8,900 | | 27,000 | 30,000 |
| AR21.201.029 | [0212] Calandar Fee Net | | | | | AP21.201.027 | [3351] Provision For Add On Courses(Revenue Exp) | | | 15,000 | 50,000 |
| | [6376] Calender Fees -Gross | 25,800 | | | | | | | | | |
| | [6377] Less 100% Transfer To University | 25,800 | | | | | | | | | |
| | AR21.201 TOTAL | | | | | | AP21.201 TOTAL | 1,29,800 | 1,20,000 | 1,76,500 | 2,15,000 |
| AR21.202 | Academic Receipts -Institution | | | | | AP21.202 | Activity Expenses | | | | |
| AR21.202.001 | [0220] Admission Fee | 3,600 | | 32,700 | 30,000 | AP21.202.001 | [3355] Gymkhana Expenses | 2,29,853 | 2,65,000 | 2,65,000 | 2,65,000 |
| | [6342] Admission Fee - Less : Transfer To University | 2,44,400 | 2,04,000 | 2,75,800 | 2,99,000 | AP21.202.002 | [3356] Training Programme For Staff | 4,000 | 10,000 | 10,000 | 12,000 |
| | [6343] Admission Fee - Gross | 2,48,000 | 2,04,000 | 3,08,500 | 3,29,000 | AP21.202.003 | [3357] Computer Training Expenses | | 6,000 | 6,000 | 6,000 |
| AR21.202.002 | [0221] Tuition Fee | 5,68,600 | 5,00,000 | 8,69,400 | 9,00,000 | AP21.202.008 | [3362] Music Lab.Expenses | 17,975 | 16,000 | 16,000 | 17,000 |

| RECEIPTS | | | | | | EXPENDITURE | | | | | |
|--------------|--|--|------------------------------|--------------------------------------|------------------------------|--------------|--|--|------------------------------|--------------------------------------|------------------------------|
| ALIAS | PARTICULARS | Unaudited Figures For Year 2016 - 2017 | Budget Estimates 2017 - 2018 | Revised Budget Estimates 2017 - 2018 | Budget Estimates 2018 - 2019 | ALIAS | PARTICULARS | Unaudited Figures For Year 2016 - 2017 | Budget Estimates 2017 - 2018 | Revised Budget Estimates 2017 - 2018 | Budget Estimates 2018 - 2019 |
| AR21.202.003 | [6347] Tution Fee -Gross | 14,40,600 | 13,25,000 | 18,61,400 | 19,60,000 | AP21.202.009 | [3363] Psychology Lab Expenses | 10,860 | 16,000 | 26,700 | 50,000 |
| | [6348] Tution Fee -less 100% Transfer | 8,72,000 | 8,17,000 | 9,92,000 | 10,60,000 | AP21.202.010 | [3364] Geography Lab Expenses | 5,394 | 8,000 | 12,700 | 25,000 |
| AR21.202.004 | [0222] Computer Training Fee | 3,12,270 | 2,51,000 | 3,69,500 | 3,90,000 | AP21.202.011 | [3365] Educational Tour Expenses | | 10,000 | 15,000 | 30,000 |
| AR21.202.006 | [0223] Identity Card Fee | 37,100 | 30,000 | 43,100 | 45,500 | AP21.202.016 | [3370] Enrichment Activity Expenses | 8,060 | 13,000 | 13,000 | 20,000 |
| | [0227] E-Suvidha Fee - Gross | 51,500 | 42,000 | 61,600 | 65,000 | AP21.202.027 | [3381] Vocational Courses Expenses | 10,000 | 10,000 | | |
| AR21.202.007 | [0228] E-Suvidha - Less : 100% Transfer To University | 51,500 | 42,000 | 61,600 | 65,000 | AP21.202.030 | [3384] Binding Charges | 4,330 | 15,000 | 15,000 | 25,000 |
| | [0229] E-Suvidha - Net | | | | | AP21.202.032 | [3386] Exhibition Expenses | | | | |
| AR21.202.008 | [0230] Students Welfare Fee - Gross | 77,300 | 63,000 | 92,300 | 97,500 | AP21.202.034 | [3388] Awards & Prizes | 37,455 | 39,000 | 39,000 | 39,000 |
| | [0231] Students Welfare Fee -Less : Transfer To University | 77,300 | 63,000 | 92,300 | 97,500 | AP21.202.039 | [3392] Naac Expenses | | | | |
| AR21.202.009 | [0232] Students Welfare Fee - Net | | | | | AP21.202.042 | [3395] Drawing Expenses | 66,700 | 70,000 | 70,000 | 70,000 |
| | [0233] Medical Fee - Gross | 36,100 | 31,000 | 43,100 | 45,500 | AP21.202.049 | [3402] Website Maintanance | | | | 10,000 |
| AR21.202.010 | [0234] Medical Fee-Less : Transfer To University | 36,100 | 31,000 | 43,100 | 45,500 | AP21.202.059 | [3412] Any Other (Wm & Gb Competition) | 9,800 | 10,000 | 10,000 | 10,000 |
| | [0235] Medical Fee - Net | | | | | AP21.202.060 | [3413] Hindi Elocution Competition | 1,600 | 5,000 | 5,000 | 5,000 |
| AR21.202.011 | [0236] Sports Fee - Gross | 1,03,000 | 83,500 | 1,23,100 | 1,30,000 | | | | | | |
| | [0237] Sports Fee -Less : Transfer To University | 1,03,000 | 83,500 | 1,23,100 | 1,30,000 | | | | | | |
| AR21.202.012 | [0238] Sports Fee - Net | | | | | | | | | | |
| | [0239] Disaster Management Fee - Gross | 10,300 | 8,400 | 12,400 | 13,000 | | | | | | |
| AR21.202.013 | [0240] Disaster Management Fee -Less : 100% Transfer To University | 10,300 | 8,400 | 12,400 | 13,000 | | | | | | |
| | [0241] Disaster Management Fee - Net | | | | | | | | | | |
| AR21.202.014 | [0242] Ashwamedh/ Avishkar/ Indradhanushya Fee - Gross | 30,900 | 25,000 | 37,000 | 39,000 | | | | | | |
| | [0243] Ashwamedh/ Avishkar/ Indradhanushya Fee -Less : 100% Transfer To University | 30,900 | 25,000 | 37,000 | 39,000 | | | | | | |
| AR21.202.015 | [0244] Ashwamedh/ Avishkar/ Indradhanushya Fee - Net | | | | | | | | | | |
| | [0245] Eligibility Fee -Gross | 3,300 | 3,000 | 13,700 | 10,000 | | | | | | |
| AR21.202.016 | [0246] Eligibility Fee -Less : 100% Transfer To University | 3,300 | 3,000 | 12,300 | 10,000 | | | | | | |
| | [0247] Eligibility Fee -Net | | | | | | | | | | |
| AR21.202.017 | [0248] Enrolment Fee - Gross | 1,18,300 | 1,15,000 | 1,45,300 | 1,00,000 | | | | | | |
| | [0249] Enrolment Fee - Less : 100% Transfer To University | 1,18,300 | 1,15,000 | 1,45,300 | 1,00,000 | | | | | | |
| AR21.202.018 | [0250] Enrolment Fee - Net | | | | | | | | | | |
| | [0251] Examinations - Gross | 19,72,000 | 12,00,000 | 19,07,700 | 18,00,000 | | | | | | |
| AR21.202.019 | [0252] Examinations -Less :Transfer To University | 13,70,000 | 4,75,000 | 10,00,000 | 11,70,000 | | | | | | |

| RECEIPTS | | | | | | EXPENDITURE | | | | | |
|--------------|--|---|------------------------------------|---|------------------------------------|--------------|--------------------------------------|---|------------------------------------|---|------------------------------------|
| ALIAS | PARTICULARS | Unaudited Figures For Year 2016 - 2017 | Budget Estimates 2017 - 2018 | Revised Budget Estimates 2017 - 2018 | Budget Estimates 2018 - 2019 | ALIAS | PARTICULARS | Unaudited Figures For Year 2016 - 2017 | Budget Estimates 2017 - 2018 | Revised Budget Estimates 2017 - 2018 | Budget Estimates 2018 - 2019 |
| AR21.202.014 | [0253] Examinations Fee- Net | 6,02,000 | 7,25,000 | 9,07,700 | 6,30,000 | | | | | | |
| | [0254] Practical Examination Fees - Gross | 1,71,000 | 1,20,000 | 2,79,100 | 2,50,000 | | | | | | |
| | [6300] Practical Examinations Fee-Less : Transfer To University | 26,000 | | 1,00,000 | 1,00,000 | | | | | | |
| AR21.202.015 | [6301] Practical Examinations Fee - Net | 1,45,000 | 48,000 | 1,79,100 | 1,50,000 | | | | | | |
| AR21.202.016 | [6303] Other Examinations Fee - Net | | | | | | | | | | |
| | [6304] Convocation Fee - Gross | 81,000 | 30,000 | 1,04,000 | 1,00,000 | | | | | | |
| | [6305] Convocation Fee -Less : 100% Transfer To University | 81,000 | 30,000 | 1,04,000 | 1,00,000 | | | | | | |
| AR21.202.017 | [6306] Convocation Fee - Net | | | | | | | | | | |
| | [6307] Library Fee - Gross | 10,30,000 | 8,35,000 | 12,30,300 | 13,00,000 | | | | | | |
| | [6308] Library Fee -Less : 100% Transfer To University Library | 10,30,000 | 8,35,000 | 12,30,300 | 13,00,000 | | | | | | |
| AR21.202.018 | [6309] Library Fee - Net | | | | | | | | | | |
| | [6310] College Library Fee - Gross | | | | | | | | | | |
| | [6311] College Library Fee - Less : 100% Transfer To University Library | | | | | | | | | | |
| | AR21.202 TOTAL | 16,68,570 | 15,54,000 | 24,01,500 | 21,45,500 | | AP21.202 TOTAL | 4,06,027 | 4,93,000 | 5,03,400 | 5,84,000 |
| AR21.203 | Activity Fees | | | | | AP21.203 | Examination Expenses | | | | |
| AR21.203.001 | [0260] Gymkhana Fee | 4,97,220 | 4,18,000 | 5,05,800 | 6,50,000 | AP21.203.001 | [3470] Printing | 25,443 | 30,000 | 30,000 | 30,000 |
| AR21.203.009 | [0268] Dissertation Fee | 1,300 | | 1,800 | 1,500 | AP21.203.002 | [3471] Stationery | 32,492 | 48,000 | 45,000 | 45,000 |
| AR21.203.013 | [0272] Guest Student Fee | | | | | AP21.203.003 | [3472] Printing Of Answer Books | 24,698 | 29,000 | 29,000 | 29,000 |
| AR21.203.021 | [0280] Music Lab Fees | 3,600 | 3,000 | 6,000 | 5,000 | AP21.203.004 | [3473] Printing Of Question Papers | 15,953 | 16,000 | 16,000 | 16,000 |
| AR21.203.052 | [0311] Seminar & Workshop Fees | 44,000 | 30,000 | 1,45,000 | 1,00,000 | AP21.203.006 | [3475] Examination Remuneration | 2,90,060 | 3,67,000 | 3,67,000 | 3,67,000 |
| AR21.203.057 | [0316] Lab Deposit | | 40,000 | | | AP21.203.007 | [3476] Marksheet Expenses | 79,100 | 90,000 | 90,000 | 90,000 |
| AR21.203.062 | [0321] Caution Money | | 45,000 | | | AP21.203.010 | [3479] Post & Courier Charges | | 2,000 | 2,000 | 2,000 |
| AR21.203.072 | [0331] L.C. Fee | 69,150 | 34,000 | 48,100 | 70,000 | AP21.203.011 | [3480] Travelling Expenses For Exam. | | 5,000 | 5,000 | 5,000 |
| AR21.203.079 | [0338] Drawing Fees | 1,30,500 | 1,30,000 | 2,03,000 | 2,10,000 | AP21.203.013 | [3482] Paper Setting | 1,31,000 | 1,65,000 | 1,65,000 | 1,65,000 |
| AR21.203.094 | [0353] Psychology Lab Fees | 3,000 | 3,000 | 16,200 | 15,000 | AP21.203.014 | [3483] Evaluation | | | | |
| AR21.203.095 | [0354] Geography Lab Fees | 3,000 | 1,000 | 5,700 | 6,000 | AP21.203.015 | [3484] Practical Examination | | | | |
| AR21.203.096 | [0355] Insurance Fees | 24,300 | | 27,100 | 28,600 | AP21.203.017 | [3486] Centre Expenses | 1,600 | 2,000 | 2,000 | 2,000 |
| | | | | | | AP21.203.018 | [3487] Other Contingent Expenses | 14,900 | 13,000 | 13,000 | 13,000 |
| | | | | | | AP21.203.030 | [3499] 15%administrative Charges | | | | |
| | AR21.203 TOTAL | 7,76,070 | 7,04,000 | 9,58,700 | 10,86,100 | | AP21.203 TOTAL | 6,15,246 | 7,67,000 | 7,64,000 | 7,64,000 |
| AR21.204 | Examination Fees | | | | | | | | | | |
| AR21.204.007 | [0377] Passing Certificate Fees | 32,000 | | 45,600 | 45,000 | | | | | | |
| AR21.204.010 | [0380] Verification Fee | 7,500 | 5,000 | 5,000 | 5,000 | | | | | | |
| | AR21.204 TOTAL | 39,500 | 5,000 | 50,600 | 50,000 | | | | | | |
| | | | | | | AP21.206 | Seminars & Conferences | | | | |
| | | | | | | AP21.206.001 | [3515] Seminar Publication | 39,729 | 52,000 | 40,000 | 40,000 |

| RECEIPTS | | | | | | EXPENDITURE | | | | | |
|--------------|---|--|------------------------------|--------------------------------------|------------------------------|--------------|--|--|------------------------------|--------------------------------------|------------------------------|
| ALIAS | PARTICULARS | Unaudited Figures For Year 2016 - 2017 | Budget Estimates 2017 - 2018 | Revised Budget Estimates 2017 - 2018 | Budget Estimates 2018 - 2019 | ALIAS | PARTICULARS | Unaudited Figures For Year 2016 - 2017 | Budget Estimates 2017 - 2018 | Revised Budget Estimates 2017 - 2018 | Budget Estimates 2018 - 2019 |
| | | | | | | AP21.206.002 | [3516] Stationery | 35,740 | 26,000 | 15,000 | 15,000 |
| | | | | | | AP21.206.005 | [3519] Publication Working Papers | | 20,000 | | 40,000 |
| | | | | | | AP21.206.006 | [3520] Travelling Expenses | 49,931 | 77,000 | 35,000 | 35,000 |
| | | | | | | AP21.206.008 | [3522] Honorarium | | | 25,000 | 25,000 |
| | | | | | | AP21.206.010 | [7856] Hospitality | | | | 30,000 |
| | | | | | | AP21.206.011 | [7858] Contingency Expenses | | | | 5,000 |
| | | | | | | AP21.206.012 | [7857] Lodging & Boarding | | | | 10,000 |
| | | | | | | | AP21.206 TOTAL | 1,25,400 | 1,75,000 | 1,15,000 | 2,00,000 |
| AR21.207 | Other Fee | | | | | | | | | | |
| AR21.207.002 | [0412] Fine/ Miscellaneous Fee | 1,77,553 | 1,72,000 | 2,21,500 | 2,00,000 | | | | | | |
| AR21.207.003 | [0413] Magazine Fee | 52,100 | 42,000 | 61,600 | 65,000 | | | | | | |
| AR21.207.006 | [0416] Annual Field Work/ Educational/ Industrial Visit Fee | 19,000 | 19,000 | 29,000 | 30,000 | | | | | | |
| AR21.207.009 | [0419] Transcript Charge (Income) | 500 | 1,000 | 2,800 | 2,000 | | | | | | |
| AR21.207.010 | [0420] Admission Cancellation Processing Fees | 26,000 | 20,000 | 19,000 | 20,000 | | | | | | |
| AR21.207.014 | [0424] Other Fees / Other Income | 60,800 | 50,000 | 48,700 | 65,000 | | | | | | |
| | AR21.207 TOTAL | 3,35,953 | 3,04,000 | 3,82,600 | 3,82,000 | | | | | | |
| AR21.209 | Other Projects Receipts | | | | | AP21.209 | Students' Welfare , Sports & Cultural Activities Expenses | | | | |
| AR21.209.002 | [0446] Consulatory Charges | 1,000 | 2,000 | 2,000 | 2,000 | AP21.209.001 | [3550] Annual Social /Cultural | 69,200 | 54,000 | 92,400 | 1,00,000 |
| | | | | | | AP21.209.010 | [3559] Inter Collegiate Competition Expenses/Tejaswini | | 5,000 | 10,000 | 25,000 |
| | | | | | | AP21.209.023 | [3572] Yuva Mahotsav | 31,100 | 40,000 | 35,800 | 75,000 |
| | | | | | | AP21.209.024 | [3573] Nss Expenses | 5,060 | | 40,000 | 1,00,000 |
| | AR21.209 TOTAL | 1,000 | 2,000 | 2,000 | 2,000 | | AP21.209 TOTAL | 1,05,360 | 99,000 | 1,78,200 | 3,00,000 |
| | AR21 TOTAL | 28,21,093 | 25,69,000 | 37,95,400 | 36,65,600 | | AP21 TOTAL | 13,81,833 | 16,54,000 | 17,37,100 | 20,63,000 |
| | | | | | | AP22 | Administrative & General Expenses | | | | |
| | | | | | | AP22.201 | Administrative Expenses | | | | |
| | | | | | | AP22.201.001 | [3601] Advertisement And Publicity | 1,120 | 5,000 | 5,000 | 5,000 |
| | | | | | | AP22.201.002 | [3602] Printing | 28,123 | 31,000 | 31,000 | 32,000 |
| | | | | | | AP22.201.003 | [3603] Stationery | 31,025 | 43,000 | 43,000 | 44,000 |
| | | | | | | AP22.201.005 | [3605] Xeroxing Charges | 3,436 | 10,000 | 6,000 | 7,000 |
| | | | | | | AP22.201.006 | [3606] Electricity And Power | | 30,000 | 30,000 | 30,000 |
| | | | | | | AP22.201.007 | [3607] Telephone And Internet Charges | 32,900 | 27,000 | 27,000 | 29,000 |
| | | | | | | AP22.201.008 | [3608] Postage , Telegram & Courier Charges | 7,621 | 12,000 | 12,000 | 12,000 |
| | | | | | | AP22.201.009 | [3609] Legal Charges | | 16,000 | 16,000 | 17,000 |
| | | | | | | AP22.201.010 | [3610] Professional Charges | | | | 50,000 |
| | | | | | | AP22.201.011 | [3611] Meeting Expenses | 36,200 | 35,000 | 35,000 | 45,000 |

| RECEIPTS | | | | | | EXPENDITURE | | | | | |
|----------|-------------|---|------------------------------------|---|------------------------------------|--------------|---|---|------------------------------------|---|------------------------------------|
| ALIAS | PARTICULARS | Unaudited Figures For Year 2016 - 2017 | Budget Estimates 2017 - 2018 | Revised Budget Estimates 2017 - 2018 | Budget Estimates 2018 - 2019 | ALIAS | PARTICULARS | Unaudited Figures For Year 2016 - 2017 | Budget Estimates 2017 - 2018 | Revised Budget Estimates 2017 - 2018 | Budget Estimates 2018 - 2019 |
| | | | | | | AP22.201.012 | [3612] Membership / Subscription Expenses | 2,300 | 5,000 | 5,000 | 10,000 |
| | | | | | | AP22.201.013 | [3613] Contingency Expenses | | | | |
| | | | | | | AP22.201.014 | [3614] News Paper, Periodicals (Magaziens & Journals) | 15,896 | 15,000 | 15,000 | 17,000 |
| | | | | | | AP22.201.015 | [3615] Uniform To Peons | | 12,000 | 13,000 | 13,000 |
| | | | | | | AP22.201.016 | [3616] Sanitary Materials | 2,290 | 5,000 | 5,000 | 8,000 |
| | | | | | | AP22.201.017 | [3617] Garden Expenditure | | 5,000 | 5,000 | 5,500 |
| | | | | | | AP22.201.018 | [3618] Staff Welfare Expenses | 150 | 20,000 | 15,000 | 15,000 |
| | | | | | | AP22.201.021 | [3621] Pest Control | | 30,000 | | 50,000 |
| | | | | | | AP22.201.022 | [3622] Bank Charges | 256 | 5,000 | 5,000 | 5,000 |
| | | | | | | AP22.201.023 | [3623] Miscellaneous Expenses | 13,341 | 23,000 | 23,000 | 24,000 |
| | | | | | | AP22.201.024 | [3624] Statutory Audit Charges | | 15,000 | 15,000 | 15,000 |
| | | | | | | AP22.201.025 | [3625] Internal Audit Charges | | 10,000 | 10,000 | 10,000 |
| | | | | | | AP22.201.028 | [3628] Outsourcing Account Work | | 10,000 | 10,000 | 10,000 |
| | | | | | | AP22.201.035 | [3635] Functions & Festival | | | | 5,000 |
| | | | | | | AP22.201.049 | [8204] Facility For Physically Challenged(Divyang) Students | | | | 20,000 |
| | | | | | | AP22.201.050 | [8205] Green / Environmental Audit | | | | 50,000 |
| | | | | | | | AP22.201 TOTAL | 1,74,658 | 3,64,000 | 3,26,000 | 5,28,500 |
| | | | | | | AP22.202 | Travelling And Transportation Expenses | | | | |
| | | | | | | AP22.202.001 | [3645] Ta/Da Expenses Staff | 74,896 | 55,000 | 55,000 | 75,000 |
| | | | | | | | AP22.202 TOTAL | 74,896 | 55,000 | 55,000 | 75,000 |
| | | | | | | AP22.203 | Insurance & Taxes | | | | |
| | | | | | | AP22.203.001 | [3655] Insurance | | 20,000 | | 50,000 |
| | | | | | | AP22.203.002 | [3656] Rates And Taxes | | 10,000 | 5,000 | 5,000 |
| | | | | | | AP22.203.003 | [3657] Property Tax | | 25,000 | 10,000 | 10,000 |
| | | | | | | | AP22.203 TOTAL | | 55,000 | 15,000 | 65,000 |
| | | | | | | AP22.204 | Outsource Services | | | | |
| | | | | | | AP22.204.006 | [3670] Other Services | 40,460 | 40,000 | 40,000 | 40,000 |
| | | | | | | | AP22.204 TOTAL | 40,460 | 40,000 | 40,000 | 40,000 |
| | | | | | | AP22.205 | Repairs And Maintenance | | | | |
| | | | | | | AP22.205.001 | [3675] Maintenance Of Office Equipments | 12,220 | 15,000 | 15,000 | 15,000 |
| | | | | | | AP22.205.002 | [3676] Maintenance Of Furniture & Fixture | 4,100 | 23,000 | 20,000 | 21,000 |
| | | | | | | AP22.205.003 | [3677] Maintenance Of Electric Installation | 26,710 | 52,000 | 52,000 | 56,000 |
| | | | | | | AP22.205.004 | [3678] Maintenance Of Hardwares | 4,010 | 8,000 | 8,000 | 8,000 |
| | | | | | | AP22.205.012 | [3686] Maintenance Of Building | 20,232 | 50,000 | 50,000 | 52,000 |
| | | | | | | AP22.205.022 | [3696] General Maintenance | | 10,000 | 10,000 | 10,000 |
| | | | | | | | AP22.205 TOTAL | 67,272 | 1,58,000 | 1,55,000 | 1,62,000 |
| | | | | | | | AP22 TOTAL | 3,57,286 | 6,72,000 | 5,91,000 | 8,70,500 |

| RECEIPTS | | | | | | EXPENDITURE | | | | | |
|--------------|---|---|------------------------------------|---|------------------------------------|--------------|---|---|------------------------------------|---|------------------------------------|
| ALIAS | PARTICULARS | Unaudited Figures For Year 2016 - 2017 | Budget Estimates 2017 - 2018 | Revised Budget Estimates 2017 - 2018 | Budget Estimates 2018 - 2019 | ALIAS | PARTICULARS | Unaudited Figures For Year 2016 - 2017 | Budget Estimates 2017 - 2018 | Revised Budget Estimates 2017 - 2018 | Budget Estimates 2018 - 2019 |
| AR31 | Salary Grants | | | | | AP31 | Staff Payments & Benefits | | | | |
| AR31.201 | State Government- Salary Grants (Non Teaching /Teaching Staff Under Sps) | | | | | AP31.201 | Aided Salaries (Teaching Staff Approved Under Sps) | | | | |
| AR31.201.001 | [0485] Salary Grant | 3,08,47,300 | 3,69,49,600 | 3,24,02,300 | 3,56,31,000 | AP31.201.001 | [3750] Pay & Allowances | 2,65,98,400 | 3,20,49,600 | 2,75,11,100 | 3,03,00,000 |
| | | | | | | AP31.201.002 | [3751] Clock Hour Basis / Consolidated | 7,17,200 | 12,00,000 | 9,54,500 | 10,00,000 |
| | AR31.201 TOTAL | 3,08,47,300 | 3,69,49,600 | 3,24,02,300 | 3,56,31,000 | | AP31.201 TOTAL | 2,73,15,600 | 3,32,49,600 | 2,84,65,600 | 3,13,00,000 |
| | | | | | | AP31.202 | Aided Non Teaching | | | | |
| | | | | | | AP31.202.001 | [3760] Pay & Allowances | 35,31,700 | 37,00,000 | 39,36,700 | 43,31,000 |
| | | | | | | | AP31.202 TOTAL | 35,31,700 | 37,00,000 | 39,36,700 | 43,31,000 |
| AR31.203 | SALARY FROM UNIVRSITY FUND | | | | | | | | | | |
| AR31.203.001 | [0510] Salary From University Fund | 9,08,500 | 24,69,000 | 11,19,600 | 8,80,000 | | | | | | |
| | AR31.203 TOTAL | 9,08,500 | 24,69,000 | 11,19,600 | 8,80,000 | | | | | | |
| | | | | | | AP31.204 | Unaided Salaries (Teaching Staff) | | | | |
| | | | | | | AP31.204.002 | [3781] Clock Hour Basis / Consolidated | 6,84,800 | 12,00,000 | 11,00,000 | 13,00,000 |
| | | | | | | AP31.204.005 | [3784] Medical Allowances | 14,000 | 14,000 | 7,000 | 8,000 |
| | | | | | | | AP31.204 TOTAL | 6,98,800 | 12,14,000 | 11,07,000 | 13,08,000 |
| | | | | | | AP31.205 | Un Aided Non Teaching | | | | |
| | | | | | | AP31.205.001 | [3793] Pay & Allowances | 6,55,500 | 7,50,000 | 7,50,000 | 5,00,000 |
| | | | | | | AP31.205.004 | [3803] Provident Fund | | 20,000 | 20,000 | 20,000 |
| | | | | | | AP31.205.006 | [3805] Leave Travel Concession | | 10,000 | 10,000 | 10,000 |
| | | | | | | AP31.205.008 | [3807] Temp. Non Teaching Staff | 2,53,000 | 4,75,000 | 3,39,600 | 3,50,000 |
| | | | | | | | AP31.205 TOTAL | 9,08,500 | 12,55,000 | 11,19,600 | 8,80,000 |
| | AR31 TOTAL | 3,17,55,800 | 3,94,18,600 | 3,35,21,900 | 3,65,11,000 | | AP31 TOTAL | 3,24,54,600 | 3,94,18,600 | 3,46,28,900 | 3,78,19,000 |
| AR32 | Other Income | | | | | AP32 | Expenditure From Endowment & Special Fund | | | | |
| AR32.208 | Miscellaneous Receipts | | | | | | | | | | |
| AR32.208.001 | [0560] Sale Of Tender Forms / Waste Papers | 8,900 | 5,000 | 12,500 | 10,000 | | | | | | |
| | AR32.208 TOTAL | 8,900 | 5,000 | 12,500 | 10,000 | | | | | | |
| | | | | | | AP32.213 | Development & Programme Fund | | | | |
| | | | | | | AP32.213.003 | [3917] Faculty Development | 8,900 | 27,000 | | |
| | | | | | | | AP32.213 TOTAL | 8,900 | 27,000 | | |
| | AR32 TOTAL | 8,900 | 5,000 | 12,500 | 10,000 | | AP32 TOTAL | 8,900 | 27,000 | | |
| AR33 | Income From Investments | | | | | | | | | | |
| AR33.201 | Investments From Earmarked/Endowment Fund | | | | | | | | | | |
| AR33.201.007 | [0617] Interest On Term Deposits With Bank | 18,50,000 | 18,96,000 | 19,77,000 | 20,00,000 | | | | | | |
| | AR33.201 TOTAL | 18,50,000 | 18,96,000 | 19,77,000 | 20,00,000 | | | | | | |
| | AR33 TOTAL | 18,50,000 | 18,96,000 | 19,77,000 | 20,00,000 | | | | | | |

| RECEIPTS | | | | | | EXPENDITURE | | | | | |
|--------------|--|---|------------------------------------|---|------------------------------------|--------------|---|---|------------------------------------|---|------------------------------------|
| ALIAS | PARTICULARS | Unaudited Figures For Year 2016 - 2017 | Budget Estimates 2017 - 2018 | Revised Budget Estimates 2017 - 2018 | Budget Estimates 2018 - 2019 | ALIAS | PARTICULARS | Unaudited Figures For Year 2016 - 2017 | Budget Estimates 2017 - 2018 | Revised Budget Estimates 2017 - 2018 | Budget Estimates 2018 - 2019 |
| AR34 | Sale Of Publications | | | | | | | | | | |
| AR34.203 | Sale Of Prospectus & Admission Forms | | | | | | | | | | |
| AR34.203.001 | [0645] Sale Of Prospectus & Admission Forms | 1,55,300 | | | | | | | | | |
| | AR34.203 TOTAL | 1,55,300 | | | | | | | | | |
| | AR34 TOTAL | 1,55,300 | | | | | | | | | |
| AR35 | Compensation For Using Premises | | | | | | | | | | |
| AR35.201 | Hiring Charges - Auditorium, Committee Room & Play Ground | | | | | | | | | | |
| AR35.201.001 | [0655] Hiring Charges - Auditorium | 1,56,740 | 1,50,000 | 84,200 | 1,00,000 | | | | | | |
| | AR35.201 TOTAL | 1,56,740 | 1,50,000 | 84,200 | 1,00,000 | | | | | | |
| | AR35 TOTAL | 1,56,740 | 1,50,000 | 84,200 | 1,00,000 | | | | | | |
| | Sector A TOTAL | 3,70,85,033 | 4,43,42,600 | 3,96,62,400 | 4,25,66,600 | | Sector A TOTAL | 3,44,38,719 | 4,28,21,600 | 3,71,67,000 | 4,25,22,500 |
| Sector B | Agency Budget | | | | | Sector B | Agency Budget | | | | |
| BR09 | Grant-In-Aid U G C - Other Than Plan - Capital / Revenue | | | | | BP09 | Grant-In-Aid U G C -Other Than Plan - Capital/ Revenue | | | | |
| BR09.203 | IQAC | | | | | BP09.203 | IQAC Grant | | | | |
| BR09.203.001 | [7866] Receipts Of Grant | 3,00,000 | | | | BP09.203.001 | [7065] Honorarium To Co-ordinator | 60,000 | | | |
| | | | | | | BP09.203.002 | [7066] Office Equipments | 60,000 | | | |
| | | | | | | BP09.203.003 | [7067] Seretarial Assestances | 60,000 | | | |
| | | | | | | BP09.203.004 | [7068] ICT's Communacation Expenses | 70,000 | | | |
| | | | | | | BP09.203.005 | [7069] Contingencies | 50,000 | | | |
| | BR09.203 TOTAL | 3,00,000 | | | | | BP09.203 TOTAL | 3,00,000 | | | |
| | BR09 TOTAL | 3,00,000 | | | | | BP09 TOTAL | 3,00,000 | | | |
| BR10 | Grant-In-Aid U G C - Xii Plan - Capital | | | | | BP10 | Grant-In-Aid U G C -Other Than Plan - Capital/ Revenue | | | | |
| BR10.101 | Construction/ Renovation Of Building | | | | | BP10.101 | Construction/ Renovation Of Building | | | | |
| BR10.101.001 | [1330] Receipt Of Grant | 21,75,000 | | | | BP10.101.501 | [4694] Major Repairs To Building | 21,75,000 | | | |
| | BR10.101 TOTAL | 21,75,000 | | | | | BP10.101 TOTAL | 21,75,000 | | | |
| BR10.104 | Book And Journals | | | | | BP10.104 | Book And Journals | | | | |
| BR10.104.001 | [1345] University Library | 50,000 | | | | BP10.104.001 | [7881] University Library | 50,000 | | | |
| | BR10.104 TOTAL | 50,000 | | | | | BP10.104 TOTAL | 50,000 | | | |
| BR10.105 | Laboratory Equipment And Infrastructure | | | | | BP10.105 | Laboratory Equipment And Infrastructure | | | | |
| BR10.105.001 | [1350] Receipt Of Grant | 3,50,000 | | | | BP10.105.501 | [4718] Purchase Of Equipment | 3,50,000 | | | |
| | BR10.105 TOTAL | 3,50,000 | | | | | BP10.105 TOTAL | 3,50,000 | | | |
| BR10.111 | Development Of Ict | | | | | BP10.111 | Development Of Ict | | | | |
| BR10.111.001 | [1375] Receipt of Grant | 75,000 | | | | BP10.111.501 | [4744] Development Of Ict | 75,000 | | | |

| RECEIPTS | | | | | | EXPENDITURE | | | | | |
|--------------|---|--|------------------------------|--------------------------------------|------------------------------|--------------|---|--|------------------------------|--------------------------------------|------------------------------|
| ALIAS | PARTICULARS | Unaudited Figures For Year 2016 - 2017 | Budget Estimates 2017 - 2018 | Revised Budget Estimates 2017 - 2018 | Budget Estimates 2018 - 2019 | ALIAS | PARTICULARS | Unaudited Figures For Year 2016 - 2017 | Budget Estimates 2017 - 2018 | Revised Budget Estimates 2017 - 2018 | Budget Estimates 2018 - 2019 |
| | BR10.111 TOTAL | 75,000 | | | | | BP10.111 TOTAL | 75,000 | | | |
| | BR10 TOTAL | 26,50,000 | | | | | BP10 TOTAL | 26,50,000 | | | |
| BR11 | Grant-In-Aid U G C - Xii Plan - Revenue | | | | | BP11 | Grant-In-Aid U G C - Xii Plan - Revenue | | | | |
| BR11.207 | [1470] Innovative Research Activities | 1,00,000 | | | | | | | | | |
| BR11.209 | [1480] Extension Activities | 1,25,000 | | | | | | | | | |
| BR11.210 | [1485] Cultural Activities` | 4,00,000 | | | | | | | | | |
| | | | | | | BP11.207 | Innovative Research Activities | | | | |
| | | | | | | BP11.207.501 | [4852] Innovative Research Activities | 1,00,000 | | | |
| | | | | | | | BP11.207 TOTAL | 1,00,000 | | | |
| | | | | | | BP11.209 | Extension Activities | | | | |
| | | | | | | BP11.209.501 | [4863] Extension Activities | 1,25,000 | | | |
| | | | | | | | BP11.209 TOTAL | 1,25,000 | | | |
| | | | | | | BP11.210 | Cultural Activities | | | | |
| | | | | | | BP11.210.003 | [4867] Pune Campus | 4,00,000 | | | |
| | | | | | | | BP11.210 TOTAL | 4,00,000 | | | |
| BR11.219 | Establishment Of Career And Counselling Cell | | | | | BP11.219 | Establishment Of Career And Counselling Cell | | | | |
| BR11.219.001 | [1530] Establishment Of Career / Counselling Cell | 1,00,000 | | | | BP11.219.001 | [4931] Establishment Of Career / Counselling Cell | 1,00,000 | | | |
| | BR11.219 TOTAL | 1,00,000 | | | | | BP11.219 TOTAL | 1,00,000 | | | |
| BR11.222 | Faculty Development Programme | | | | | BP11.222 | Faculty Development Programme | | | | |
| BR11.222.003 | [1547] Fdp - Contingency | 1,25,000 | | | | BP11.222.003 | [4947] Fdp - Contingency | 1,25,000 | | | |
| | BR11.222 TOTAL | 1,25,000 | | | | | BP11.222 TOTAL | 1,25,000 | | | |
| | BR11 TOTAL | 8,50,000 | | | | | BP11 TOTAL | 8,50,000 | | | |
| | Sector B TOTAL | 38,00,000 | | | | | Sector B TOTAL | 38,00,000 | | | |
| Sector C | Earmarked And Special Funds Budget | | | | | Sector C | Earmarked And Special Funds Budget | | | | |
| CR01 | Corpus Fund | | | | | CP01 | Corpus Fund | | | | |
| CR01.208 | Donations From Individual | | | | | CP01.202 | [4985] Transfer To Revenue Budget | 1,94,000 | 95,000 | 1,00,000 | 1,00,000 |
| CR01.208.001 | [1610] Endowment Fund | 1,94,000 | 95,000 | 1,00,000 | 1,00,000 | | | | | | |
| | CR01.208 TOTAL | 1,94,000 | 95,000 | 1,00,000 | 1,00,000 | | | | | | |
| | CR01 TOTAL | 1,94,000 | 95,000 | 1,00,000 | 1,00,000 | | CP01 TOTAL | 1,94,000 | 95,000 | 1,00,000 | 1,00,000 |
| CR14 | Development & Programme Fund | | | | | CP14 | Development & Programme Fund | | | | |
| CR14.010 | [2040] Other Contributions | 5,200 | 5,000 | 6,500 | 5,000 | CP14.202 | [7947] Transfer To Revenue Budget | 5,200 | 5,000 | 6,500 | 5,000 |
| | CR14 TOTAL | 5,200 | 5,000 | 6,500 | 5,000 | | CP14 TOTAL | 5,200 | 5,000 | 6,500 | 5,000 |

| RECEIPTS | | | | | | EXPENDITURE | | | | | |
|--------------|--------------------------------------|--|------------------------------|--------------------------------------|------------------------------|--------------|-------------------------------------|--|------------------------------|--------------------------------------|------------------------------|
| ALIAS | PARTICULARS | Unaudited Figures For Year 2016 - 2017 | Budget Estimates 2017 - 2018 | Revised Budget Estimates 2017 - 2018 | Budget Estimates 2018 - 2019 | ALIAS | PARTICULARS | Unaudited Figures For Year 2016 - 2017 | Budget Estimates 2017 - 2018 | Revised Budget Estimates 2017 - 2018 | Budget Estimates 2018 - 2019 |
| | Sector C TOTAL | 1,99,200 | 1,00,000 | 1,06,500 | 1,05,000 | | Sector C TOTAL | 1,99,200 | 1,00,000 | 1,06,500 | 1,05,000 |
| Sector D | Deposits And Advances Budget | | | | | Sector D | Deposits And Advances Budget | | | | |
| DR01 | Students Related Deposits | | | | | DP01 | Students Related Deposits | | | | |
| DR01.301 | Library Deposit | | | | | DP01.301 | Library Deposit | | | | |
| DR01.301.001 | [2105] Receipts Of Deposit | 7,54,500 | 7,02,000 | 8,53,500 | 8,25,000 | DP01.301.001 | [5291] Refund Of Deposit | 7,54,500 | 7,02,000 | 8,53,500 | 8,25,000 |
| | DR01.301 TOTAL | 7,54,500 | 7,02,000 | 8,53,500 | 8,25,000 | | DP01.301 TOTAL | 7,54,500 | 7,02,000 | 8,53,500 | 8,25,000 |
| DR01.302 | Laboratory Deposit | | | | | DP01.302 | Laboratory Deposit | | | | |
| DR01.302.001 | [2110] Receipts Of Deposit | 41,000 | | 52,200 | 45,000 | DP01.302.001 | [5295] Refund Of Deposit | 41,000 | | 52,200 | 45,000 |
| | DR01.302 TOTAL | 41,000 | | 52,200 | 45,000 | | DP01.302 TOTAL | 41,000 | | 52,200 | 45,000 |
| DR01.306 | Caution Maoney Deposit | | | | | DP01.306 | Caution Maoney Deposit | | | | |
| DR01.306.001 | [2171] Caution Money Deposit(refund) | 46,600 | | 57,100 | 50,000 | DP01.306.001 | [5320] Refund Of Deposit | 46,600 | | 57,100 | 50,000 |
| | DR01.306 TOTAL | 46,600 | | 57,100 | 50,000 | | DP01.306 TOTAL | 46,600 | | 57,100 | 50,000 |
| | DR01 TOTAL | 8,42,100 | 7,02,000 | 9,62,800 | 9,20,000 | | DP01 TOTAL | 8,42,100 | 7,02,000 | 9,62,800 | 9,20,000 |
| | Sector D TOTAL | 8,42,100 | 7,02,000 | 9,62,800 | 9,20,000 | | Sector D TOTAL | 8,42,100 | 7,02,000 | 9,62,800 | 9,20,000 |
| | 5016 Aided Total | 4,19,26,333 | 4,51,44,600 | 4,07,31,700 | 4,35,91,600 | | 5016 Aided Total | 3,92,80,019 | 4,36,23,600 | 3,82,36,300 | 4,35,47,500 |



5017 - S.N.D.T. Arts & Commerce (Junior) College, Pune (Aided)

(Old Aided Code : 2247)

| RECEIPTS | | | | | | EXPENDITURE | | | | | |
|--------------|---|---|------------------------------------|---|------------------------------------|--------------|---|---|------------------------------------|---|------------------------------------|
| ALIAS | PARTICULARS | Unaudited Figures For Year 2016 - 2017 | Budget Estimates 2017 - 2018 | Revised Budget Estimates 2017 - 2018 | Budget Estimates 2018 - 2019 | ALIAS | PARTICULARS | Unaudited Figures For Year 2016 - 2017 | Budget Estimates 2017 - 2018 | Revised Budget Estimates 2017 - 2018 | Budget Estimates 2018 - 2019 |
| Sector A | Capital And Revenue Receipt / Expenditure Budget | | | | | Sector A | Capital And Revenue Receipt / Expenditure Budget | | | | |
| | | | | | | AP03 | Furniture & Fixtures | | | | |
| | | | | | | AP03.101 | Purchase Of Furniture & Fixtures | | | | |
| | | | | | | AP03.101.001 | [3065] Purchase Of Furniture | | | | 2,50,000 |
| | | | | | | AP03.101.002 | [3056] Purchase Of Chairs & Boards | | 3,00,000 | | 2,00,000 |
| | | | | | | | AP03.101 TOTAL | | 3,00,000 | | 4,50,000 |
| | | | | | | | AP03 TOTAL | | 3,00,000 | | 4,50,000 |
| | | | | | | AP09 | Hardware & Peripherals | | | | |
| | | | | | | AP09.101 | Development Exp. | | | | |
| | | | | | | AP09.101.001 | [3200] Purchase Of Computer | 1,22,200 | 3,00,000 | | 2,00,000 |
| | | | | | | AP09.101.003 | [3202] Purchase Of Laptop | | 50,000 | | 75,000 |
| | | | | | | | AP09.101 TOTAL | 1,22,200 | 3,50,000 | | 2,75,000 |
| | | | | | | | AP09 TOTAL | 1,22,200 | 3,50,000 | | 2,75,000 |
| AR10 | Other Development Receipts | | | | | | | | | | |
| AR10.101 | Development Fees | | | | | | | | | | |
| AR10.101.001 | [0111] Development Fees From Student - Institute Share | 1,17,500 | 1,15,900 | 1,13,600 | 1,20,000 | | | | | | |
| | [0112] Development Fees From Student- University Share | 1,17,500 | 1,15,900 | 1,13,600 | 1,20,000 | | | | | | |
| | [0113] Development Fee | 2,35,000 | | 2,27,200 | 2,40,000 | | | | | | |
| | AR10.101 TOTAL | 1,17,500 | 1,15,900 | 1,13,600 | 1,20,000 | | | | | | |
| | AR10 TOTAL | 1,17,500 | 1,15,900 | 1,13,600 | 1,20,000 | | | | | | |
| AR21 | Fees From Students & Colleges | | | | | AP21 | Academic & Activity Expenses | | | | |
| | | | | | | AP21.201 | Academic Expenses | | | | |
| | | | | | | AP21.201.001 | [3325] Admission Expenses | 3,800 | 4,000 | 4,000 | 4,000 |
| | | | | | | AP21.201.005 | [3329] Laboratory Expenses | 18,400 | 23,000 | 26,100 | 26,000 |
| | | | | | | AP21.201.006 | [3330] Souvenir | 35,300 | 48,000 | 45,000 | 48,000 |
| | | | | | | AP21.201.011 | [3335] Prospectus Expenses | 19,800 | 30,000 | 20,000 | 25,000 |
| | | | | | | AP21.201.016 | [3340] Identity Card Expenses | 45,900 | 45,000 | 45,000 | 47,000 |
| | | | | | | | AP21.201 TOTAL | 1,23,200 | 1,50,000 | 1,40,100 | 1,50,000 |
| AR21.202 | Academic Receipts -Institution | | | | | AP21.202 | Activity Expenses | | | | |
| AR21.202.001 | [0220] Admission Fee | 21,900 | 22,000 | 22,000 | 24,000 | AP21.202.001 | [3355] Gymkhana Expenses | 1,27,200 | 1,23,000 | 1,23,000 | 1,25,000 |
| AR21.202.002 | [0221] Tuition Fee | | 1,000 | 1,000 | 1,000 | AP21.202.003 | [3357] Computer Training Expenses | 1,70,200 | 1,65,000 | 1,65,000 | 1,67,000 |

| RECEIPTS | | | | | | EXPENDITURE | | | | | |
|--------------|---|---|------------------------------------|---|------------------------------------|--------------|--|---|------------------------------------|---|------------------------------------|
| ALIAS | PARTICULARS | Unaudited Figures For Year 2016 - 2017 | Budget Estimates 2017 - 2018 | Revised Budget Estimates 2017 - 2018 | Budget Estimates 2018 - 2019 | ALIAS | PARTICULARS | Unaudited Figures For Year 2016 - 2017 | Budget Estimates 2017 - 2018 | Revised Budget Estimates 2017 - 2018 | Budget Estimates 2018 - 2019 |
| AR21.202.004 | [0223] Identity Card Fee | 58,100 | 58,000 | 56,800 | 60,000 | AP21.202.007 | [3361] Arts & Painting Expenses | 700 | 3,000 | 3,000 | 6,000 |
| | [0224] Diary Fee - Gross | 58,100 | | | | AP21.202.030 | [3384] Binding Charges | 1,200 | 6,000 | 6,000 | 7,000 |
| | [0225] Diary Fee - Less : 100% Transfer To University | 58,100 | | | | AP21.202.043 | [3396] Parents Meeting Expenses | | 4,000 | 4,000 | 5,000 |
| AR21.202.005 | [0226] Diary Fee - Net | | | | | AP21.202.061 | [3414] Text Book Library Expenses | | 14,000 | 14,000 | 16,000 |
| | [0233] Medical Fee - Gross | 29,000 | | 29,900 | 26,900 | | | | | | |
| | [0234] Medical Fee-Less : Transfer To University | | | | | | | | | | |
| AR21.202.008 | [0235] Medical Fee - Net | 29,000 | 29,600 | 29,900 | 26,900 | | | | | | |
| | [0245] Eligibility Fee -Gross | 2,300 | | 1,700 | 2,000 | | | | | | |
| | [0246] Eligibility Fee -Less : 100% Transfer To University | 2,300 | | 1,700 | 2,000 | | | | | | |
| AR21.202.012 | [0247] Eligibility Fee -Net | | 2,000 | | | | | | | | |
| AR21.202.014 | [0253] Examinations Fee- Net | 3,96,000 | 3,96,000 | 3,68,300 | 3,60,000 | | | | | | |
| AR21.202.018 | [6309] Library Fee - Net | 11,700 | 11,600 | | | | | | | | |
| AR21.202.025 | [6326] Fees From External Students | 43,700 | 1,60,000 | 1,11,600 | 1,20,000 | | | | | | |
| | AR21.202 TOTAL | 5,60,400 | 6,80,200 | 5,89,600 | 5,91,900 | | AP21.202 TOTAL | 2,99,300 | 3,15,000 | 3,15,000 | 3,26,000 |
| AR21.203 | Activity Fees | | | | | AP21.203 | Examination Expenses | | | | |
| AR21.203.001 | [0260] Gymkhana Fee | 1,16,100 | 1,25,000 | 1,13,600 | 1,20,000 | AP21.203.001 | [3470] Printing | 5,000 | 6,000 | 6,000 | 7,000 |
| AR21.203.017 | [0276] Term Fee | 43,800 | 44,000 | 40,000 | 40,000 | AP21.203.002 | [3471] Stationery | 42,300 | 60,000 | 30,000 | 30,000 |
| AR21.203.072 | [0331] L.C. Fee | 8,400 | 8,000 | 8,200 | 8,000 | AP21.203.003 | [3472] Printing Of Answer Books | 63,400 | 91,000 | 80,000 | 75,000 |
| AR21.203.074 | [0333] Music Fees | 6,300 | 6,000 | 5,500 | 5,000 | AP21.203.004 | [3473] Printing Of Question Papers | 10,000 | 7,000 | 7,000 | 28,000 |
| AR21.203.077 | [0336] I.T.Fees | 4,68,000 | 4,70,000 | 5,31,000 | 5,40,000 | AP21.203.006 | [3475] Examination Remuneration | 49,900 | 44,000 | 44,000 | 45,000 |
| AR21.203.078 | [0337] Parent Teachers Assoc Fees | 5,800 | 5,800 | 5,600 | 5,500 | AP21.203.010 | [3479] Post & Courier Charges | | 1,000 | 1,000 | 1,000 |
| AR21.203.079 | [0338] Drawing Fees | 6,300 | 6,300 | 6,500 | 6,000 | AP21.203.015 | [3484] Practical Examination | | 3,000 | 3,000 | 3,000 |
| AR21.203.091 | [0350] Annual Social Activity | 70,500 | 69,000 | 68,200 | 72,000 | AP21.203.018 | [3487] Other Contingent Expenses | 1,500 | 3,000 | 3,000 | 3,000 |
| AR21.203.095 | [0354] Geography Lab Fees | 43,200 | 43,000 | 44,300 | 40,000 | | | | | | |
| | AR21.203 TOTAL | 7,68,400 | 7,77,100 | 8,22,900 | 8,36,500 | | AP21.203 TOTAL | 1,72,100 | 2,15,000 | 1,74,000 | 1,92,000 |
| | | | | | | AP21.206 | Seminars & Conferances | | | | |
| | | | | | | AP21.206.001 | [3515] Seminar Publication | | 25,000 | | 25,000 |
| | | | | | | | AP21.206 TOTAL | | 25,000 | | 25,000 |
| AR21.207 | Other Fee | | | | | | | | | | |
| AR21.207.002 | [0412] Fine/ Miscellaneous Fee | 6,740 | 8,000 | 12,300 | 10,000 | | | | | | |
| AR21.207.003 | [0413] Magazine Fee | 58,100 | 58,000 | 56,800 | 60,000 | | | | | | |
| | AR21.207 TOTAL | 64,840 | 66,000 | 69,100 | 70,000 | | | | | | |
| AR21.209 | Other Projects Receipts | | | | | AP21.209 | Students' Welfare , Sports & Cultural Activities Expenses | | | | |
| AR21.209.006 | [0450] Text Book Library | | 1,000 | 11,000 | 11,000 | AP21.209.001 | [3550] Annual Social /Cultural | 87,100 | 87,000 | 87,000 | 88,000 |
| | | | | | | AP21.209.009 | [3558] Medical Check Up Expenses | 17,200 | 35,000 | 35,000 | 45,000 |
| | AR21.209 TOTAL | | 1,000 | 11,000 | 11,000 | | AP21.209 TOTAL | 1,04,300 | 1,22,000 | 1,22,000 | 1,33,000 |

| RECEIPTS | | | | | | EXPENDITURE | | | | | |
|--------------|---|---|------------------------------------|---|------------------------------------|--------------|---|---|------------------------------------|---|------------------------------------|
| ALIAS | PARTICULARS | Unaudited Figures For Year 2016 - 2017 | Budget Estimates 2017 - 2018 | Revised Budget Estimates 2017 - 2018 | Budget Estimates 2018 - 2019 | ALIAS | PARTICULARS | Unaudited Figures For Year 2016 - 2017 | Budget Estimates 2017 - 2018 | Revised Budget Estimates 2017 - 2018 | Budget Estimates 2018 - 2019 |
| | AR21 TOTAL | 13,93,640 | 15,24,300 | 14,92,600 | 15,09,400 | | AP21 TOTAL | 6,98,900 | 8,27,000 | 7,51,100 | 8,26,000 |
| | | | | | | AP22 | Administrative & General Expenses | | | | |
| | | | | | | AP22.201 | Administrative Expenses | | | | |
| | | | | | | AP22.201.001 | [3601] Advertisement And Publicity | | 10,000 | 10,000 | 10,000 |
| | | | | | | AP22.201.002 | [3602] Printing | 52,700 | 57,000 | 57,000 | 58,000 |
| | | | | | | AP22.201.003 | [3603] Stationery | 19,100 | 21,000 | 23,300 | 24,000 |
| | | | | | | AP22.201.005 | [3605] Xeroxing Charges | 7,700 | 10,000 | 10,000 | 11,000 |
| | | | | | | AP22.201.007 | [3607] Telephone And Internet Charges | 21,100 | 20,000 | 20,000 | 21,000 |
| | | | | | | AP22.201.008 | [3608] Postage , Telegram & Courier Charges | 1,000 | 5,500 | 3,000 | 3,000 |
| | | | | | | AP22.201.009 | [3609] Legal Charges | | 30,000 | 30,000 | 40,000 |
| | | | | | | AP22.201.010 | [3610] Professional Charges | | | | 10,000 |
| | | | | | | AP22.201.011 | [3611] Meeting Expenses | 18,200 | 22,000 | 22,000 | 23,000 |
| | | | | | | AP22.201.016 | [3616] Sanitary Materials | 7,400 | 12,000 | 12,000 | 13,000 |
| | | | | | | AP22.201.022 | [3622] Bank Charges | 800 | 2,000 | 2,000 | 2,000 |
| | | | | | | AP22.201.023 | [3623] Miscellaneous Expenses | 5,400 | 7,000 | 13,000 | 12,000 |
| | | | | | | AP22.201.024 | [3624] Statutory Audit Charges | | 10,000 | 10,000 | 10,000 |
| | | | | | | AP22.201.025 | [3625] Internal Audit Charges | | 10,000 | 10,000 | 10,000 |
| | | | | | | AP22.201.028 | [3628] Outsourcing Account Work | | 10,000 | | 10,000 |
| | | | | | | | AP22.201 TOTAL | 1,33,400 | 2,26,500 | 2,22,300 | 2,57,000 |
| | | | | | | AP22.202 | Travelling And Transportation Expenses | | | | |
| | | | | | | AP22.202.001 | [3645] Ta/Da Expenses Staff | 11,300 | 18,000 | 18,000 | 19,000 |
| | | | | | | | AP22.202 TOTAL | 11,300 | 18,000 | 18,000 | 19,000 |
| | | | | | | AP22.204 | Outsource Services | | | | |
| | | | | | | AP22.204.006 | [3670] Other Services | 22,460 | 36,000 | 20,000 | 10,000 |
| | | | | | | | AP22.204 TOTAL | 22,460 | 36,000 | 20,000 | 10,000 |
| | | | | | | AP22.205 | Repairs And Maintenance | | | | |
| | | | | | | AP22.205.002 | [3676] Maintenance Of Furniture & Fixture | | 12,000 | 5,000 | 12,000 |
| | | | | | | AP22.205.003 | [3677] Maintenance Of Electric Installation | 17,300 | 23,000 | 23,000 | 24,000 |
| | | | | | | AP22.205.012 | [3686] Maintenance Of Building | 1,500 | 25,000 | 25,000 | 30,000 |
| | | | | | | AP22.205.022 | [3696] General Maintenance | | 10,000 | 5,000 | 10,000 |
| | | | | | | | AP22.205 TOTAL | 18,800 | 70,000 | 58,000 | 76,000 |
| | | | | | | | AP22 TOTAL | 1,85,960 | 3,50,500 | 3,18,300 | 3,62,000 |
| AR31 | Salary Grants | | | | | AP31 | Staff Payments & Benefits | | | | |
| AR31.201 | State Government- Salary Grants (Non Teaching /Teaching Staff Under Sps) | | | | | AP31.201 | Aided Salaries (Teaching Staff Approved Under Sps) | | | | |
| AR31.201.001 | [0485] Salary Grant | 92,84,300 | 1,23,00,000 | 1,00,14,600 | 1,11,00,000 | AP31.201.001 | [3750] Pay & Allowances | 92,84,300 | 1,23,00,000 | 1,00,14,600 | 1,11,00,000 |
| | AR31.201 TOTAL | 92,84,300 | 1,23,00,000 | 1,00,14,600 | 1,11,00,000 | | AP31.201 TOTAL | 92,84,300 | 1,23,00,000 | 1,00,14,600 | 1,11,00,000 |

| RECEIPTS | | | | | | EXPENDITURE | | | | | |
|--------------|---|---|------------------------------------|---|------------------------------------|--------------|--|---|------------------------------------|---|------------------------------------|
| ALIAS | PARTICULARS | Unaudited Figures For Year 2016 - 2017 | Budget Estimates 2017 - 2018 | Revised Budget Estimates 2017 - 2018 | Budget Estimates 2018 - 2019 | ALIAS | PARTICULARS | Unaudited Figures For Year 2016 - 2017 | Budget Estimates 2017 - 2018 | Revised Budget Estimates 2017 - 2018 | Budget Estimates 2018 - 2019 |
| | | | | | | AP31.204 | Unaided Salaries (Teaching Staff) | | | | |
| | | | | | | AP31.204.002 | [3781] Clock Hour Basis / Consolidated | 1,17,400 | 2,25,000 | 2,25,000 | 2,30,000 |
| | | | | | | | AP31.204 TOTAL | 1,17,400 | 2,25,000 | 2,25,000 | 2,30,000 |
| | | | | | | AP31.205 | Un Aided Non Teaching | | | | |
| | | | | | | AP31.205.008 | [3807] Temp. Non Teaching Staff | 49,800 | 2,50,000 | 2,50,000 | 2,50,000 |
| | | | | | | | AP31.205 TOTAL | 49,800 | 2,50,000 | 2,50,000 | 2,50,000 |
| | | | | | | | AP31 TOTAL | 94,51,500 | 1,27,75,000 | 1,04,89,600 | 1,15,80,000 |
| | AR31 TOTAL | 92,84,300 | 1,23,00,000 | 1,00,14,600 | 1,11,00,000 | | | | | | |
| AR32 | Other Income | | | | | | | | | | |
| AR32.202 | Interest On Saving Accounts | | | | | | | | | | |
| AR32.202.001 | [0520] Interest On Saving Bank Account | 1,25,600 | 89,000 | 63,200 | 65,000 | | | | | | |
| | AR32.202 TOTAL | 1,25,600 | 89,000 | 63,200 | 65,000 | | | | | | |
| | AR32 TOTAL | 1,25,600 | 89,000 | 63,200 | 65,000 | | | | | | |
| AR33 | Income From Investments | | | | | | | | | | |
| AR33.201 | Investments From Earnmarked/Endowment Fund | | | | | | | | | | |
| AR33.201.007 | [0617] Interest On Term Deposits With Bank | 1,72,000 | 6,75,000 | 6,38,300 | 7,00,000 | | | | | | |
| | AR33.201 TOTAL | 1,72,000 | 6,75,000 | 6,38,300 | 7,00,000 | | | | | | |
| | AR33 TOTAL | 1,72,000 | 6,75,000 | 6,38,300 | 7,00,000 | | | | | | |
| AR34 | Sale Of Publications | | | | | | | | | | |
| AR34.203 | Sale Of Prospectus & Admission Forms | | | | | | | | | | |
| AR34.203.001 | [0645] Sale Of Prospectus & Admission Forms | 96,200 | 90,000 | 60,400 | 80,000 | | | | | | |
| | AR34.203 TOTAL | 96,200 | 90,000 | 60,400 | 80,000 | | | | | | |
| | AR34 TOTAL | 96,200 | 90,000 | 60,400 | 80,000 | | | | | | |
| | Sector A TOTAL | 1,11,89,240 | 1,47,94,200 | 1,23,82,700 | 1,35,74,400 | | Sector A TOTAL | 1,04,58,560 | 1,46,02,500 | 1,15,59,000 | 1,34,93,000 |
| Sector D | Deposits And Advances Budget | | | | | Sector D | Deposits And Advances Budget | | | | |
| DR01 | Students Related Deposits | | | | | DP01 | Students Related Deposits | | | | |
| DR01.306 | Caution Maoney Deposit | | | | | DP01.306 | Caution Maoney Deposit | | | | |
| DR01.306.001 | [2171] Caution Money Deposit(refund) | 29,000 | 29,000 | 27,700 | 27,000 | DP01.306.001 | [5320] Refund Of Deposit | 29,000 | 29,000 | 27,700 | 27,000 |
| | DR01.306 TOTAL | 29,000 | 29,000 | 27,700 | 27,000 | | DP01.306 TOTAL | 29,000 | 29,000 | 27,700 | 27,000 |
| | DR01 TOTAL | 29,000 | 29,000 | 27,700 | 27,000 | | DP01 TOTAL | 29,000 | 29,000 | 27,700 | 27,000 |
| | Sector D TOTAL | 29,000 | 29,000 | 27,700 | 27,000 | | Sector D TOTAL | 29,000 | 29,000 | 27,700 | 27,000 |
| | 5017 Aided Total | 1,12,18,240 | 1,48,23,200 | 1,24,10,400 | 1,36,01,400 | | 5017 Aided Total | 1,04,87,560 | 1,46,31,500 | 1,15,86,700 | 1,35,20,000 |

5018 - S.N.D.T. College of Home Science (Junior), Pune (Aided)

(Old Aided Code : 2248)

| RECEIPTS | | | | | | EXPENDITURE | | | | | |
|--------------|---|---|------------------------------------|---|------------------------------------|--------------|---|---|------------------------------------|---|------------------------------------|
| ALIAS | PARTICULARS | Unaudited Figures For Year 2016 - 2017 | Budget Estimates 2017 - 2018 | Revised Budget Estimates 2017 - 2018 | Budget Estimates 2018 - 2019 | ALIAS | PARTICULARS | Unaudited Figures For Year 2016 - 2017 | Budget Estimates 2017 - 2018 | Revised Budget Estimates 2017 - 2018 | Budget Estimates 2018 - 2019 |
| Sector A | Capital And Revenue Receipt / Expenditure Budget | | | | | Sector A | Capital And Revenue Receipt / Expenditure Budget | | | | |
| | | | | | | AP04 | Equipments | | | | |
| | | | | | | AP04.101 | Purchase Of Equipments | | | | |
| | | | | | | AP04.101.003 | [3087] Purchase Of Equipment | | | 7,500 | 8,000 |
| | | | | | | | AP04.101 TOTAL | | | 7,500 | 8,000 |
| | | | | | | | AP04 TOTAL | | | 7,500 | 8,000 |
| | | | | | | AP08 | Software & Development | | | | |
| | | | | | | AP08.103 | Upgradation Of Software | | | | |
| | | | | | | AP08.103.002 | [3191] Antivirus Software | | | | |
| | | | | | | | AP08.103 TOTAL | | | | |
| | | | | | | | AP08 TOTAL | | | | |
| | | | | | | AP09 | Hardware & Peripherals | | | | |
| | | | | | | AP09.101 | Development Exp. | | | | |
| | | | | | | AP09.101.002 | [3201] Purchase Of Hardware | | | 7,350 | 7,000 |
| | | | | | | | AP09.101 TOTAL | | | 7,350 | 7,000 |
| | | | | | | | AP09 TOTAL | | | 7,350 | 7,000 |
| AR10 | Other Development Receipts | | | | | | | | | | |
| AR10.101 | Development Fees | | | | | | | | | | |
| AR10.101.001 | [0111] Development Fees From Student - Institute Share | 25,000 | 24,000 | 24,300 | 25,000 | | | | | | |
| | [0112] Development Fees From Student- University Share | 25,000 | | 24,300 | 25,000 | | | | | | |
| | [0113] Development Fee | | | | | | | | | | |
| | AR10.101 TOTAL | 25,000 | 24,000 | 24,300 | 25,000 | | | | | | |
| | AR10 TOTAL | 25,000 | 24,000 | 24,300 | 25,000 | | | | | | |
| AR21 | Fees From Students & Colleges | | | | | AR21 | Academic & Activity Expenses | | | | |
| | | | | | | AR21.201 | Academic Expenses | | | | |
| | | | | | | AR21.201.005 | [3329] Laboratory Expenses | | 5,000 | 1,000 | 5,000 |
| | | | | | | AR21.201.011 | [3335] Prospectus Expenses | 10,654 | 10,000 | | 8,000 |
| | | | | | | AR21.201.016 | [3340] Identity Card Expenses | 3,993 | 4,200 | 4,500 | 5,000 |
| | | | | | | | AR21.201 TOTAL | 14,647 | 19,200 | 5,500 | 18,000 |
| AR21.202 | Academic Receipts -Institution | | | | | AR21.202 | Activity Expenses | | | | |
| AR21.202.001 | [0220] Admission Fee | 5,494 | 2,160 | 600 | 4,000 | AR21.202.029 | [3383] Material For Daily Practices Expenses | 7,974 | 10,000 | 5,000 | 5,000 |

| RECEIPTS | | | | | | EXPENDITURE | | | | | |
|--------------|---|---|------------------------------------|---|------------------------------------|--------------|------------------------------------|---|------------------------------------|---|------------------------------------|
| ALIAS | PARTICULARS | Unaudited Figures For Year 2016 - 2017 | Budget Estimates 2017 - 2018 | Revised Budget Estimates 2017 - 2018 | Budget Estimates 2018 - 2019 | ALIAS | PARTICULARS | Unaudited Figures For Year 2016 - 2017 | Budget Estimates 2017 - 2018 | Revised Budget Estimates 2017 - 2018 | Budget Estimates 2018 - 2019 |
| AR21.202.002 | [0221] Tution Fee | 6,528 | 5,000 | 6,800 | 10,000 | AP21.202.043 | [3396] Parents Meeting Expenses | 1,120 | 3,000 | | |
| AR21.202.003 | [0222] Computer Training Fee | | | | | | | | | | |
| AR21.202.004 | [0223] Identity Card Fee | 3,275 | | 3,400 | 3,200 | | | | | | |
| | [0224] Diary Fee - Gross | 12,500 | | 12,100 | | | | | | | |
| | [0225] Diary Fee - Less : 100% Transfer To University | | | | | | | | | | |
| AR21.202.005 | [0226] Diary Fee - Net | 12,500 | | 12,100 | | | | | | | |
| | [0228] E-Suvidha - Less : 100% Transfer To University | | 12,000 | | | | | | | | |
| | [0233] Medical Fee - Gross | 6,500 | | 6,700 | 6,500 | | | | | | |
| | [0234] Medical Fee-Less : Transfer To University | | | | | | | | | | |
| AR21.202.008 | [0235] Medical Fee - Net | 6,500 | 6,000 | 6,700 | 6,500 | | | | | | |
| | [0236] Sports Fee - Gross | 250 | | 243 | 250 | | | | | | |
| | [0237] Sports Fee -Less : Transfer To University | | | | | | | | | | |
| AR21.202.009 | [0238] Sports Fee - Net | 250 | | 243 | 250 | | | | | | |
| | [0251] Examinations - Gross | 56,255 | 55,200 | 59,600 | 55,000 | | | | | | |
| | [0252] Examinations -Less :Transfer To University | | | | | | | | | | |
| AR21.202.014 | [0253] Examinations Fee- Net | 56,255 | 55,200 | 59,600 | 55,000 | | | | | | |
| | [0254] Practical Examination Fees - Gross | 19,020 | | 29,381 | 18,600 | | | | | | |
| | [6300] Practical Examinations Fee-Less : Transfer To University | | | | | | | | | | |
| AR21.202.015 | [6301] Practical Examinations Fee - Net | 19,020 | | 29,381 | 18,600 | | | | | | |
| | [6302] Other Examination Fee - Gross | 64,800 | | 53,385 | 50,000 | | | | | | |
| | [6340] Other Examination Fee -Less : Transfer To University | | | | | | | | | | |
| AR21.202.016 | [6303] Other Examinations Fee - Net | 64,800 | | 53,385 | 50,000 | | | | | | |
| | AR21.202 TOTAL | 1,74,622 | 68,360 | 1,72,209 | 1,47,550 | | AP21.202 TOTAL | 9,094 | 13,000 | 5,000 | 5,000 |
| AR21.203 | Activity Fees | | | | | AP21.203 | Examination Expenses | | | | |
| AR21.203.002 | [0261] Laboratory Fee | 33,530 | 17,000 | 2,200 | 18,200 | AP21.203.001 | [3470] Printing | 3,500 | 4,000 | 1,000 | 3,000 |
| AR21.203.017 | [0276] Term Fee | 19,148 | | 10,176 | 11,000 | AP21.203.002 | [3471] Stationery | 1,911 | | 3,000 | 5,000 |
| AR21.203.046 | [0305] Parents Meeting Fees | 6,700 | 6,000 | 6,650 | | AP21.203.003 | [3472] Printing Of Answer Books | 36,231 | 10,000 | 5,000 | 9,000 |
| AR21.203.059 | [0318] Miscellaneous For Gymkhana | 1,690 | | | | AP21.203.004 | [3473] Printing Of Question Papers | 13,429 | 6,000 | 8,800 | 10,000 |
| AR21.203.072 | [0331] L.C. Fee | 1,700 | | | | AP21.203.017 | [3486] Centre Expenses | | | | |
| | AR21.203 TOTAL | 62,768 | 23,000 | 19,026 | 29,200 | | AP21.203 TOTAL | 55,071 | 20,000 | 17,800 | 27,000 |
| AR21.207 | Other Fee | | | | | | | | | | |
| AR21.207.002 | [0412] Fine/ Miscellaneous Fee | 2,902 | | 3,640 | 5,000 | | | | | | |
| AR21.207.003 | [0413] Magazine Fee | 12,500 | 12,000 | 12,200 | 12,500 | | | | | | |
| AR21.207.004 | [0414] Co Curricular Fee | 24,600 | 24,000 | 24,300 | 24,000 | | | | | | |

| RECEIPTS | | | | | | EXPENDITURE | | | | | |
|--------------|---|--|------------------------------|--------------------------------------|------------------------------|--------------|--|--|------------------------------|--------------------------------------|------------------------------|
| ALIAS | PARTICULARS | Unaudited Figures For Year 2016 - 2017 | Budget Estimates 2017 - 2018 | Revised Budget Estimates 2017 - 2018 | Budget Estimates 2018 - 2019 | ALIAS | PARTICULARS | Unaudited Figures For Year 2016 - 2017 | Budget Estimates 2017 - 2018 | Revised Budget Estimates 2017 - 2018 | Budget Estimates 2018 - 2019 |
| AR21.207.006 | [0416] Annual Field Work/ Educational/ Industrial Visit Fee | | | | | | | | | | |
| | AR21.207 TOTAL | 40,002 | 36,000 | 40,140 | 41,500 | | | | | | |
| | | | | | | AP21.208 | Library Expenses | | | | |
| | | | | | | AP21.208.001 | [3540] Journals & Periodicals | | | | |
| | | | | | | | AP21.208 TOTAL | | | | |
| | | | | | | AP21.209 | Students' Welfare , Sports & Cultural Activities Expenses | | | | |
| | | | | | | AP21.209.001 | [3550] Annual Social /Cultural | 5,000 | 5,000 | 5,000 | 5,000 |
| | | | | | | AP21.209.006 | [3555] Purchase Of Sports Material & Sport Expenses | 5,987 | 6,000 | 6,000 | 6,000 |
| | | | | | | AP21.209.009 | [3558] Medical Check Up Expenses | 1,980 | 2,000 | 2,000 | 2,000 |
| | | | | | | | AP21.209 TOTAL | 12,967 | 13,000 | 13,000 | 13,000 |
| | AR21 TOTAL | 2,77,392 | 1,27,360 | 2,31,375 | 2,18,250 | | AP21 TOTAL | 91,779 | 65,200 | 41,300 | 63,000 |
| | | | | | | AP22 | Administrative & General Expenses | | | | |
| | | | | | | AP22.201 | Administrative Expenses | | | | |
| | | | | | | AP22.201.001 | [3601] Advertisement And Publicity | 210 | 8,000 | 700 | 3,000 |
| | | | | | | AP22.201.002 | [3602] Printing | 1,728 | 10,000 | 3,000 | 4,000 |
| | | | | | | AP22.201.005 | [3605] Xeroxing Charges | 3,064 | 5,000 | 2,000 | 3,000 |
| | | | | | | AP22.201.007 | [3607] Telephone And Internet Charges | 1,000 | 3,000 | 500 | 1,000 |
| | | | | | | AP22.201.008 | [3608] Postage , Telegram & Courier Charges | 500 | 1,000 | 500 | 500 |
| | | | | | | AP22.201.010 | [3610] Professional Charges | 3,976 | | 4,545 | 5,000 |
| | | | | | | AP22.201.014 | [3614] News Paper, Periodicals (Magaziens & Journals) | 500 | 2,000 | | |
| | | | | | | AP22.201.016 | [3616] Sanitary Materials | 1,000 | 3,000 | 1,000 | 1,000 |
| | | | | | | AP22.201.022 | [3622] Bank Charges | 850 | 2,000 | 1,000 | 2,000 |
| | | | | | | AP22.201.023 | [3623] Miscellaneous Expenses | 5,345 | | | 2,000 |
| | | | | | | AP22.201.024 | [3624] Statutory Audit Charges | | 5,000 | | |
| | | | | | | AP22.201.025 | [3625] Internal Audit Charges | | 5,000 | | |
| | | | | | | AP22.201.028 | [3628] Outsourcing Account Work | | 5,000 | | |
| | | | | | | | AP22.201 TOTAL | 18,173 | 49,000 | 13,245 | 21,500 |
| | | | | | | AP22.202 | Travelling And Transportation Expenses | | | | |
| | | | | | | AP22.202.001 | [3645] Ta/Da Expenses Staff | 13,883 | 8,000 | 13,681 | 15,000 |
| | | | | | | | AP22.202 TOTAL | 13,883 | 8,000 | 13,681 | 15,000 |
| | | | | | | AP22.203 | Insurance & Taxes | | | | |
| | | | | | | AP22.203.002 | [3656] Rates And Taxes | 8,000 | 8,000 | 8,000 | 8,000 |
| | | | | | | | AP22.203 TOTAL | 8,000 | 8,000 | 8,000 | 8,000 |
| | | | | | | AP22.205 | Repairs And Maintenance | | | | |
| | | | | | | AP22.205.003 | [3677] Maintenance Of Electric Installation | 5,000 | 5,000 | | |

| RECEIPTS | | | | | | EXPENDITURE | | | | | |
|--------------|---|--|------------------------------|--------------------------------------|------------------------------|--------------|---|--|------------------------------|--------------------------------------|------------------------------|
| ALIAS | PARTICULARS | Unaudited Figures For Year 2016 - 2017 | Budget Estimates 2017 - 2018 | Revised Budget Estimates 2017 - 2018 | Budget Estimates 2018 - 2019 | ALIAS | PARTICULARS | Unaudited Figures For Year 2016 - 2017 | Budget Estimates 2017 - 2018 | Revised Budget Estimates 2017 - 2018 | Budget Estimates 2018 - 2019 |
| | | | | | | AP22.205.026 | [3700] Emergency & Unforeseen Repairs | 28,000 | 35,000 | 5,000 | 5,000 |
| | | | | | | | AP22.205 TOTAL | 33,000 | 40,000 | 5,000 | 5,000 |
| | | | | | | AP22.206 | Other Expenses | | | | |
| | | | | | | AP22.206.004 | [3713] Hospitality & Sumptuary Expenses | 5,942 | | 5,800 | 6,000 |
| | | | | | | | AP22.206 TOTAL | 5,942 | | 5,800 | 6,000 |
| | | | | | | | AP22 TOTAL | 78,998 | 1,05,000 | 45,726 | 55,500 |
| AR31 | Salary Grants | | | | | AP31 | Staff Payments & Benefits | | | | |
| AR31.201 | State Government- Salary Grants (Non Teaching /Teaching Staff Under Sps) | | | | | AP31.201 | Aided Salaries (Teaching Staff Approved Under Sps) | | | | |
| AR31.201.001 | [0485] Salary Grant | 1,45,39,595 | 74,92,300 | 86,10,100 | 89,78,500 | AP31.201.001 | [3750] Pay & Allowances | 1,45,39,595 | 74,92,300 | 86,10,100 | 89,78,500 |
| | AR31.201 TOTAL | 1,45,39,595 | 74,92,300 | 86,10,100 | 89,78,500 | | AP31.201 TOTAL | 1,45,39,595 | 74,92,300 | 86,10,100 | 89,78,500 |
| AR31.203 | SALARY FROM UNIVRSITY FUND | | | | | | | | | | |
| AR31.203.001 | [0510] Salary From University Fund | | | | | | | | | | |
| | AR31.203 TOTAL | | | | | | | | | | |
| | AR31 TOTAL | 1,45,39,595 | 74,92,300 | 86,10,100 | 89,78,500 | | AP31 TOTAL | 1,45,39,595 | 74,92,300 | 86,10,100 | 89,78,500 |
| AR32 | Other Income | | | | | | | | | | |
| AR32.202 | Interest On Saving Accounts | | | | | | | | | | |
| AR32.202.001 | [0520] Interest On Saving Bank Account | | 5,000 | | | | | | | | |
| | AR32.202 TOTAL | | 5,000 | | | | | | | | |
| AR32.208 | Miscellaneous Receipts | | | | | | | | | | |
| AR32.208.001 | [0560] Sale Of Tender Forms / Waste Papers | | | | | | | | | | |
| AR32.208.008 | [0567] Any Other Income | | 5,000 | 3,000 | 5,000 | | | | | | |
| | AR32.208 TOTAL | | 5,000 | 3,000 | 5,000 | | | | | | |
| | AR32 TOTAL | | 10,000 | 3,000 | 5,000 | | | | | | |
| AR33 | Income From Investments | | | | | | | | | | |
| AR33.201 | Investments From Earmarked/Endowment Fund | | | | | | | | | | |
| AR33.201.007 | [0617] Interest On Term Deposits With Bank | 35,000 | 10,000 | 35,400 | 35,000 | | | | | | |
| | AR33.201 TOTAL | 35,000 | 10,000 | 35,400 | 35,000 | | | | | | |
| | AR33 TOTAL | 35,000 | 10,000 | 35,400 | 35,000 | | | | | | |
| AR34 | Sale Of Publications | | | | | | | | | | |
| AR34.203 | Sale Of Prospectus & Admission Forms | | | | | | | | | | |
| AR34.203.001 | [0645] Sale Of Prospectus & Admission Forms | 9,050 | 10,000 | 8,700 | 8,500 | | | | | | |

| RECEIPTS | | | | | | EXPENDITURE | | | | | |
|----------|------------------|---|------------------------------------|---|------------------------------------|-------------|------------------|---|------------------------------------|---|------------------------------------|
| ALIAS | PARTICULARS | Unaudited Figures For Year 2016 - 2017 | Budget Estimates 2017 - 2018 | Revised Budget Estimates 2017 - 2018 | Budget Estimates 2018 - 2019 | ALIAS | PARTICULARS | Unaudited Figures For Year 2016 - 2017 | Budget Estimates 2017 - 2018 | Revised Budget Estimates 2017 - 2018 | Budget Estimates 2018 - 2019 |
| | AR34.203 TOTAL | 9,050 | 10,000 | 8,700 | 8,500 | | | | | | |
| | AR34 TOTAL | 9,050 | 10,000 | 8,700 | 8,500 | | | | | | |
| | Sector A TOTAL | 1,48,86,037 | 76,73,660 | 89,12,875 | 92,70,250 | | Sector A TOTAL | 1,47,10,372 | 76,62,500 | 87,11,976 | 91,12,000 |
| | 5018 Aided Total | 1,48,86,037 | 76,73,660 | 89,12,875 | 92,70,250 | | 5018 Aided Total | 1,47,10,372 | 76,62,500 | 87,11,976 | 91,12,000 |



5019 - S.N.D.T. Kanyashala, Pune (Aided)

(Old Aided Code : 2249)

| RECEIPTS | | | | | | EXPENDITURE | | | | | |
|----------|---|---|------------------------------------|---|------------------------------------|--------------|---|---|------------------------------------|---|------------------------------------|
| ALIAS | PARTICULARS | Unaudited Figures For Year 2016 - 2017 | Budget Estimates 2017 - 2018 | Revised Budget Estimates 2017 - 2018 | Budget Estimates 2018 - 2019 | ALIAS | PARTICULARS | Unaudited Figures For Year 2016 - 2017 | Budget Estimates 2017 - 2018 | Revised Budget Estimates 2017 - 2018 | Budget Estimates 2018 - 2019 |
| Sector A | Capital And Revenue Receipt / Expenditure Budget | | | | | Sector A | Capital And Revenue Receipt / Expenditure Budget | | | | |
| AR01 | Land & Building | | | | | AP01 | Land & Building | | | | |
| AR01.101 | [0001] Contributions From Institutes | 1,12,800 | 1,20,000 | 1,09,000 | 1,10,000 | AP01.102 | Major Repairs & Renovation | | | | |
| | | | | | | AP01.102.005 | [3015] Major Repairs & Renovation | | 1,00,000 | | |
| | | | | | | | AP01.102 TOTAL | | 1,00,000 | | |
| | AR01 TOTAL | 1,12,800 | 1,20,000 | 1,09,000 | 1,10,000 | | AP01 TOTAL | | 1,00,000 | | |
| | | | | | | AP03 | Furniture & Fixtures | | | | |
| | | | | | | AP03.101 | Purchase Of Furniture & Fixtures | | | | |
| | | | | | | AP03.101.001 | [3065] Purchase Of Furniture | 4,000 | 30,000 | 4,000 | 10,000 |
| | | | | | | | AP03.101 TOTAL | 4,000 | 30,000 | 4,000 | 10,000 |
| | | | | | | | AP03 TOTAL | 4,000 | 30,000 | 4,000 | 10,000 |
| | | | | | | AP04 | Equipments | | | | |
| | | | | | | AP04.101 | Purchase Of Equipments | | | | |
| | | | | | | AP04.101.003 | [3087] Purchase Of Equipment | 1,46,700 | 10,000 | 10,000 | 10,000 |
| | | | | | | | AP04.101 TOTAL | 1,46,700 | 10,000 | 10,000 | 10,000 |
| | | | | | | | AP04 TOTAL | 1,46,700 | 10,000 | 10,000 | 10,000 |
| | | | | | | AP05 | Electrical Installation Work | | | | |
| | | | | | | AP05.102 | Major Repairs To Electrical Installation | | | | |
| | | | | | | AP05.102.002 | [3132] Major Repairs To Electrical Installation | | 10,000 | 5,000 | 10,000 |
| | | | | | | | AP05.102 TOTAL | | 10,000 | 5,000 | 10,000 |
| | | | | | | | AP05 TOTAL | | 10,000 | 5,000 | 10,000 |
| | | | | | | AP07 | Books & Journals | | | | |
| | | | | | | AP07.101 | Purchase Of Books & Journals | | | | |
| | | | | | | AP07.101.001 | [3155] Purchase Of Books & Journals | 29,300 | 10,000 | 5,000 | 10,000 |
| | | | | | | | AP07.101 TOTAL | 29,300 | 10,000 | 5,000 | 10,000 |
| | | | | | | | AP07 TOTAL | 29,300 | 10,000 | 5,000 | 10,000 |
| | | | | | | AP08 | Software & Development | | | | |
| | | | | | | AP08.101 | Purchase Of Software | | | | |
| | | | | | | AP08.101.005 | [3174] Purchase Of Software | | 10,000 | 25,000 | 10,000 |
| | | | | | | | AP08.101 TOTAL | | 10,000 | 25,000 | 10,000 |

| RECEIPTS | | | | | | EXPENDITURE | | | | | |
|--------------|--|--|------------------------------|--------------------------------------|------------------------------|--------------|---|--|------------------------------|--------------------------------------|------------------------------|
| ALIAS | PARTICULARS | Unaudited Figures For Year 2016 - 2017 | Budget Estimates 2017 - 2018 | Revised Budget Estimates 2017 - 2018 | Budget Estimates 2018 - 2019 | ALIAS | PARTICULARS | Unaudited Figures For Year 2016 - 2017 | Budget Estimates 2017 - 2018 | Revised Budget Estimates 2017 - 2018 | Budget Estimates 2018 - 2019 |
| | | | | | | | AP08 TOTAL | | 10,000 | 25,000 | 10,000 |
| | | | | | | AP09 | Hardware & Peripherals | | | | |
| | | | | | | AP09.101 | Development Exp. | | | | |
| | | | | | | AP09.101.001 | [3200] Purchase Of Computer | 25,000 | 25,000 | 25,000 | 40,000 |
| | | | | | | | AP09.101 TOTAL | 25,000 | 25,000 | 25,000 | 40,000 |
| | | | | | | | AP09 TOTAL | 25,000 | 25,000 | 25,000 | 40,000 |
| AR10 | Other Development Receipts | | | | | AP10 | Other Development Expenditure | | | | |
| AR10.101 | Development Fees | | | | | AP10.101 | Development Exp. | | | | |
| AR10.101.001 | [0111] Development Fees From Student - Institute Share | 2,90,400 | 2,90,000 | 2,93,600 | 2,95,000 | AP10.101.004 | [3218] Audio Visual Education Equipment | 15,000 | 10,000 | 10,000 | 20,000 |
| | AR10.101 TOTAL | 2,90,400 | 2,90,000 | 2,93,600 | 2,95,000 | | AP10.101 TOTAL | 15,000 | 10,000 | 10,000 | 20,000 |
| | AR10 TOTAL | 2,90,400 | 2,90,000 | 2,93,600 | 2,95,000 | | AP10 TOTAL | 15,000 | 10,000 | 10,000 | 20,000 |
| AR21 | Fees From Students & Colleges | | | | | AP21 | Academic & Activity Expenses | | | | |
| | | | | | | AP21.201 | Academic Expenses | | | | |
| | | | | | | AP21.201.004 | [3328] Student Welfare Expenses/ Student Council Expenses | 1,000 | 5,000 | 1,100 | 1,500 |
| | | | | | | AP21.201.005 | [3329] Laboratory Expenses | 26,800 | 50,000 | 26,700 | 40,000 |
| | | | | | | AP21.201.006 | [3330] Souvenir | 51,300 | 80,000 | 60,000 | 50,000 |
| | | | | | | AP21.201.012 | [3336] Forms Expenses | | | | |
| | | | | | | | AP21.201 TOTAL | 79,100 | 1,35,000 | 87,800 | 91,500 |
| AR21.202 | Academic Receipts -Institution | | | | | AP21.202 | Activity Expenses | | | | |
| AR21.202.001 | [0220] Admission Fee | 100 | 500 | 200 | 200 | AP21.202.001 | [3355] Gymkhana Expenses | 10,000 | 3,000 | 3,000 | 3,000 |
| AR21.202.002 | [0221] Tution Fee | 2,400 | 1,200 | 2,200 | 2,000 | AP21.202.019 | [3373] Teaching Aid & Accessories Expenses | 300 | 8,000 | 5,000 | 10,000 |
| AR21.202.006 | [0229] E-Suvidha - Net | | | | | AP21.202.030 | [3384] Binding Charges | 1,100 | 3,000 | 1,300 | 3,000 |
| | | | | | | AP21.202.034 | [3388] Awards & Prizes | 63,800 | 60,000 | 64,000 | 64,000 |
| | | | | | | AP21.202.042 | [3395] Drawing Expenses | 6,000 | 6,000 | 5,000 | 10,000 |
| | AR21.202 TOTAL | 2,500 | 1,700 | 2,400 | 2,200 | | AP21.202 TOTAL | 65,200 | 87,000 | 78,300 | 90,000 |
| AR21.203 | Activity Fees | | | | | AP21.203 | Examination Expenses | | | | |
| AR21.203.002 | [0261] Laboratory Fee | 7,17,500 | 7,20,000 | 6,80,000 | 8,00,000 | AP21.203.001 | [3470] Printing | 50,000 | 60,000 | 45,000 | 45,000 |
| AR21.203.014 | [0273] Special Fee | 300 | 20,000 | 300 | 400 | AP21.203.002 | [3471] Stationery | 25,100 | 15,000 | 25,000 | 35,000 |
| | | | | | | AP21.203.003 | [3472] Printing Of Answer Books | 35,000 | 35,000 | 30,000 | 35,000 |
| | | | | | | AP21.203.004 | [3473] Printing Of Question Papers | 40,000 | 40,000 | 40,000 | 45,000 |
| | | | | | | AP21.203.007 | [3476] Marksheet Expenses | | | | |
| | | | | | | AP21.203.015 | [3484] Practical Examination | 500 | 500 | 500 | 1,000 |
| | | | | | | AP21.203.026 | [3495] Other Examination Expenses | 1,50,100 | 1,50,000 | 1,25,000 | 1,50,000 |
| | AR21.203 TOTAL | 7,17,800 | 7,40,000 | 6,80,300 | 8,00,400 | | AP21.203 TOTAL | 3,00,200 | 3,00,500 | 2,65,500 | 3,11,000 |
| AR21.204 | Examination Fees | | | | | | | | | | |

| RECEIPTS | | | | | | EXPENDITURE | | | | | |
|--------------|--------------------------------|---|------------------------------------|---|------------------------------------|--------------|--|---|------------------------------------|---|------------------------------------|
| ALIAS | PARTICULARS | Unaudited Figures For Year 2016 - 2017 | Budget Estimates 2017 - 2018 | Revised Budget Estimates 2017 - 2018 | Budget Estimates 2018 - 2019 | ALIAS | PARTICULARS | Unaudited Figures For Year 2016 - 2017 | Budget Estimates 2017 - 2018 | Revised Budget Estimates 2017 - 2018 | Budget Estimates 2018 - 2019 |
| AR21.204.005 | [0375] Other Examinations Fee | 1,53,900 | 1,55,000 | 1,25,000 | 1,57,500 | | | | | | |
| | AR21.204 TOTAL | 1,53,900 | 1,55,000 | 1,25,000 | 1,57,500 | | | | | | |
| | | | | | | AP21.205 | Scholarships, Fellowships & Incidental Expenses | | | | |
| | | | | | | AP21.205.001 | [3505] Scholarship & Fellowships | | 2,000 | | 2,000 |
| | | | | | | | AP21.205 TOTAL | | 2,000 | | 2,000 |
| AR21.206 | Library Fee Payable | | | | | | | | | | |
| AR21.206.001 | [0405] Library Fee | 1,08,000 | 1,20,000 | 1,09,000 | 1,10,000 | | | | | | |
| | AR21.206 TOTAL | 1,08,000 | 1,20,000 | 1,09,000 | 1,10,000 | | | | | | |
| AR21.207 | Other Fee | | | | | | | | | | |
| AR21.207.001 | [0411] Aptitude Fee | | | | | | | | | | |
| AR21.207.002 | [0412] Fine/ Miscellaneous Fee | | | | | | | | | | |
| AR21.207.003 | [0413] Magazine Fee | 20,600 | 10,000 | 20,000 | 30,000 | | | | | | |
| | AR21.207 TOTAL | 20,600 | 10,000 | 20,000 | 30,000 | | | | | | |
| | | | | | | AP21.208 | Library Expenses | | | | |
| | | | | | | AP21.208.001 | [3540] Journals & Periodicals | 14,800 | 5,000 | 10,000 | 15,000 |
| | | | | | | AP21.208.002 | [3536] Binding Charges | 1,000 | 2,000 | 2,000 | 3,000 |
| | | | | | | | AP21.208 TOTAL | 15,800 | 7,000 | 12,000 | 18,000 |
| AR21.209 | Other Projects Receipts | | | | | AP21.209 | Students' Welfare , Sports & Cultural Activities Expenses | | | | |
| AR21.209.004 | [0448] Donation | 5,600 | 20,000 | 10,000 | 10,000 | AP21.209.001 | [3550] Annual Social /Cultural | 68,300 | 80,000 | 35,000 | 60,000 |
| AR21.209.005 | [0449] Prizes | | 55,000 | | | AP21.209.002 | [3551] Function & Festival | 50,300 | 25,000 | 26,600 | 30,000 |
| | | | | | | AP21.209.007 | [3556] Co-Curriculum Activity Expenses | 5,900 | 12,000 | 7,000 | 7,000 |
| | | | | | | AP21.209.015 | [3564] Other Cultural Activities | 5,000 | 1,200 | 5,000 | 5,000 |
| | | | | | | AP21.209.016 | [3565] Other Sports Activities | 3,200 | 3,000 | 6,000 | 10,000 |
| | | | | | | AP21.209.017 | [3566] Students Council Expenses | 5,000 | 5,000 | 5,000 | 10,000 |
| | AR21.209 TOTAL | 5,600 | 75,000 | 10,000 | 10,000 | | AP21.209 TOTAL | 1,37,700 | 1,26,200 | 84,600 | 1,22,000 |
| | AR21 TOTAL | 10,08,400 | 11,01,700 | 9,46,700 | 11,10,100 | | AP21 TOTAL | 5,98,000 | 6,57,700 | 5,28,200 | 6,34,500 |
| | | | | | | AP22 | Administrative & General Expenses | | | | |
| | | | | | | AP22.201 | Administrative Expenses | | | | |
| | | | | | | AP22.201.002 | [3602] Printing | 56,000 | 40,000 | 45,000 | 55,000 |
| | | | | | | AP22.201.003 | [3603] Stationery | 6,000 | 55,000 | 40,000 | 50,000 |
| | | | | | | AP22.201.004 | [3604] Paper For Printing | 10,000 | 20,000 | 20,000 | 20,000 |
| | | | | | | AP22.201.005 | [3605] Xeroxing Charges | 15,600 | 25,000 | 12,900 | 16,000 |
| | | | | | | AP22.201.006 | [3606] Electricity And Power | 84,400 | 45,000 | 99,000 | 99,000 |
| | | | | | | AP22.201.007 | [3607] Telephone And Internet Charges | 13,100 | 20,000 | 31,000 | 35,000 |
| | | | | | | AP22.201.008 | [3608] Postage , Telegram & Courier Charges | 800 | 2,200 | 900 | 1,500 |
| | | | | | | AP22.201.010 | [3610] Professional Charges | 2,000 | 2,000 | 4,000 | 20,000 |
| | | | | | | AP22.201.011 | [3611] Meeting Expenses | 5,000 | 5,000 | 5,000 | 10,000 |

| RECEIPTS | | | | | | EXPENDITURE | | | | | |
|----------|--|--|------------------------------|--------------------------------------|------------------------------|--------------|---|--|------------------------------|--------------------------------------|------------------------------|
| ALIAS | PARTICULARS | Unaudited Figures For Year 2016 - 2017 | Budget Estimates 2017 - 2018 | Revised Budget Estimates 2017 - 2018 | Budget Estimates 2018 - 2019 | ALIAS | PARTICULARS | Unaudited Figures For Year 2016 - 2017 | Budget Estimates 2017 - 2018 | Revised Budget Estimates 2017 - 2018 | Budget Estimates 2018 - 2019 |
| | | | | | | AP22.201.014 | [3614] News Paper, Periodicals (Magaziens & Journals) | 4,000 | 5,000 | 5,000 | 6,000 |
| | | | | | | AP22.201.015 | [3615] Uniform To Peons | | 14,000 | 15,000 | |
| | | | | | | AP22.201.016 | [3616] Sanitary Materials | 25,700 | 5,000 | 38,000 | 40,000 |
| | | | | | | AP22.201.017 | [3617] Garden Expenditure | | 6,000 | 2,000 | 2,000 |
| | | | | | | AP22.201.022 | [3622] Bank Charges | 900 | 4,000 | 1,100 | 1,500 |
| | | | | | | AP22.201.023 | [3623] Miscellaneous Expenses | 30,000 | 95,000 | 62,000 | 67,000 |
| | | | | | | AP22.201.024 | [3624] Statutory Audit Charges | | 10,000 | 10,000 | 10,000 |
| | | | | | | AP22.201.025 | [3625] Internal Audit Charges | | 10,000 | 10,000 | 10,000 |
| | | | | | | AP22.201.028 | [3628] Outsourcing Account Work | | | | |
| | | | | | | | AP22.201 TOTAL | 2,53,500 | 3,63,200 | 4,00,900 | 4,43,000 |
| | | | | | | AP22.202 | Travelling And Transportation Expenses | | | | |
| | | | | | | AP22.202.001 | [3645] Ta/Da Expenses Staff | 48,600 | 35,000 | 44,600 | 50,000 |
| | | | | | | AP22.202.002 | [3646] Ta/Da Expenses Meeting | | 25,000 | 10,000 | 10,000 |
| | | | | | | | AP22.202 TOTAL | 48,600 | 60,000 | 54,600 | 60,000 |
| | | | | | | AP22.203 | Insurance & Taxes | | | | |
| | | | | | | AP22.203.002 | [3656] Rates And Taxes | | 35,000 | 70,000 | |
| | | | | | | AP22.203.003 | [3657] Property Tax | | | | |
| | | | | | | | AP22.203 TOTAL | | 35,000 | 70,000 | |
| | | | | | | AP22.204 | Outsource Services | | | | |
| | | | | | | AP22.204.005 | [3669] Scanning & Data Entry Work | | 10,000 | 10,000 | 10,000 |
| | | | | | | AP22.204.006 | [3670] Other Services | 41,200 | 50,000 | 30,000 | 40,000 |
| | | | | | | | AP22.204 TOTAL | 41,200 | 60,000 | 40,000 | 50,000 |
| | | | | | | AP22.205 | Repairs And Maintenance | | | | |
| | | | | | | AP22.205.001 | [3675] Maintenance Of Office Equipments | 19,900 | 2,000 | 14,800 | 20,000 |
| | | | | | | AP22.205.002 | [3676] Maintenance Of Furniture & Fixture | | 2,000 | 4,000 | 10,000 |
| | | | | | | AP22.205.004 | [3678] Maintenance Of Hardwares | | 24,000 | 7,000 | 10,000 |
| | | | | | | AP22.205.005 | [3679] Maintenance Of Software | | 5,000 | 5,000 | 10,000 |
| | | | | | | AP22.205.009 | [3683] Network Maintenance | | 2,000 | 2,000 | 2,000 |
| | | | | | | AP22.205.010 | [3684] Antivirus Software | | 2,000 | 1,600 | 2,000 |
| | | | | | | | AP22.205 TOTAL | 19,900 | 37,000 | 34,400 | 54,000 |
| | | | | | | AP22.206 | Other Expenses | | | | |
| | | | | | | AP22.206.004 | [3713] Hospitality & Sumptuary Expenses | 26,000 | | 35,000 | 30,000 |
| | | | | | | AP22.206.008 | [3717] Any Other Contingent Expenses | | 10,000 | 10,000 | 10,000 |
| | | | | | | | AP22.206 TOTAL | 26,000 | 10,000 | 45,000 | 40,000 |
| | | | | | | | AP22 TOTAL | 3,89,200 | 5,65,200 | 6,44,900 | 6,47,000 |
| AR31 | Salary Grants | | | | | AP31 | Staff Payments & Benefits | | | | |
| AR31.201 | State Government- Salary Grants (Non Teaching /Teaching Staff Under Sps) | | | | | AP31.201 | Aided Salaries (Teaching Staff Approved Under Sps) | | | | |

| RECEIPTS | | | | | | EXPENDITURE | | | | | |
|--------------|--|---|------------------------------------|---|------------------------------------|--------------|--|---|------------------------------------|---|------------------------------------|
| ALIAS | PARTICULARS | Unaudited Figures For Year 2016 - 2017 | Budget Estimates 2017 - 2018 | Revised Budget Estimates 2017 - 2018 | Budget Estimates 2018 - 2019 | ALIAS | PARTICULARS | Unaudited Figures For Year 2016 - 2017 | Budget Estimates 2017 - 2018 | Revised Budget Estimates 2017 - 2018 | Budget Estimates 2018 - 2019 |
| AR31.201.001 | [0485] Salary Grant | 2,25,22,800 | 2,50,00,000 | 2,42,33,500 | 2,75,00,000 | AP31.201.001 | [3750] Pay & Allowances | 1,80,18,300 | 2,30,00,000 | 1,93,86,800 | 2,20,00,000 |
| | | | | | | AP31.201.002 | [3751] Clock Hour Basis / Consolidated | | | | |
| | AR31.201 TOTAL | 2,25,22,800 | 2,50,00,000 | 2,42,33,500 | 2,75,00,000 | | AP31.201 TOTAL | 1,80,18,300 | 2,30,00,000 | 1,93,86,800 | 2,20,00,000 |
| | | | | | | AP31.202 | Aided Non Teaching | | | | |
| | | | | | | AP31.202.001 | [3760] Pay & Allowances | 45,04,500 | 20,00,000 | 48,46,700 | 55,00,000 |
| | | | | | | AP31.202.002 | [3761] Clock Hour Basis / Consolidated | | | | |
| | | | | | | | AP31.202 TOTAL | 45,04,500 | 20,00,000 | 48,46,700 | 55,00,000 |
| AR31.203 | SALARY FROM UNIVRSITY FUND | | | | | | | | | | |
| AR31.203.001 | [0510] Salary From University Fund | | | | | | | | | | |
| | AR31.203 TOTAL | | | | | | | | | | |
| | | | | | | AP31.204 | Unaided Salaries (Teaching Staff) | | | | |
| | | | | | | AP31.204.001 | [3780] Pay & Allowances | 3,97,400 | 5,00,000 | 5,22,000 | 5,40,000 |
| | | | | | | AP31.204.002 | [3781] Clock Hour Basis / Consolidated | | 30,000 | | |
| | | | | | | | AP31.204 TOTAL | 3,97,400 | 5,30,000 | 5,22,000 | 5,40,000 |
| | | | | | | AP31.205 | Un Aided Non Teaching | | | | |
| | | | | | | AP31.205.001 | [3793] Pay & Allowances | 99,300 | 80,000 | 1,17,400 | 1,20,000 |
| | | | | | | AP31.205.008 | [3807] Temp. Non Teaching Staff | | | | |
| | | | | | | | AP31.205 TOTAL | 99,300 | 80,000 | 1,17,400 | 1,20,000 |
| | AR31 TOTAL | 2,25,22,800 | 2,50,00,000 | 2,42,33,500 | 2,75,00,000 | | AP31 TOTAL | 2,30,19,500 | 2,56,10,000 | 2,48,72,900 | 2,81,60,000 |
| AR32 | Other Income | | | | | | | | | | |
| AR32.202 | Interest On Saving Accounts | | | | | | | | | | |
| AR32.202.001 | [0520] Interest On Saving Bank Account | 60,200 | 25,000 | 10,000 | 10,000 | | | | | | |
| | AR32.202 TOTAL | 60,200 | 25,000 | 10,000 | 10,000 | | | | | | |
| AR32.205 | Institutional Fees | | | | | | | | | | |
| AR32.205.009 | [0543] Shaley Vidyarthini Bhandar Fee | 4,03,400 | 4,60,000 | 4,32,500 | 4,50,000 | | | | | | |
| | AR32.205 TOTAL | 4,03,400 | 4,60,000 | 4,32,500 | 4,50,000 | | | | | | |
| AR32.208 | Miscellaneous Receipts | | | | | | | | | | |
| AR32.208.008 | [0567] Any Other Income | 63,200 | 50,000 | 50,000 | 50,000 | | | | | | |
| | AR32.208 TOTAL | 63,200 | 50,000 | 50,000 | 50,000 | | | | | | |
| | AR32 TOTAL | 5,26,800 | 5,35,000 | 4,92,500 | 5,10,000 | | | | | | |
| AR33 | Income From Investments | | | | | | | | | | |
| AR33.202 | Investment From University Fund | | | | | | | | | | |
| AR33.202.007 | [0627] Interest On Term Deposits With Bank | 53,200 | | 56,700 | 65,000 | | | | | | |
| | AR33.202 TOTAL | 53,200 | | 56,700 | 65,000 | | | | | | |
| | AR33 TOTAL | 53,200 | | 56,700 | 65,000 | | | | | | |
| | Sector A TOTAL | 2,45,14,400 | 2,70,46,700 | 2,61,32,000 | 2,95,90,100 | | Sector A TOTAL | 2,41,86,700 | 2,70,42,900 | 2,61,30,000 | 2,95,51,500 |

| RECEIPTS | | | | | | EXPENDITURE | | | | | |
|--------------|--|--|------------------------------|--------------------------------------|------------------------------|--------------|--|--|------------------------------|--------------------------------------|------------------------------|
| ALIAS | PARTICULARS | Unaudited Figures For Year 2016 - 2017 | Budget Estimates 2017 - 2018 | Revised Budget Estimates 2017 - 2018 | Budget Estimates 2018 - 2019 | ALIAS | PARTICULARS | Unaudited Figures For Year 2016 - 2017 | Budget Estimates 2017 - 2018 | Revised Budget Estimates 2017 - 2018 | Budget Estimates 2018 - 2019 |
| Sector B | Agency Budget | | | | | Sector B | Agency Budget | | | | |
| BR01 | Grant -In- Aid State /Central Government | | | | | BP01 | Grant -In- Aid State /Central Government | | | | |
| BR01.101 | Agency - Other Than Research | | | | | | Agency - Other Than Research | | | | |
| BR01.101.001 | [0765] Receipt Of Grant | 2,96,800 | 2,93,800 | 2,96,800 | 2,96,800 | | | | | | |
| | BR01.101 TOTAL | 2,96,800 | 2,93,800 | 2,96,800 | 2,96,800 | | | | | | |
| | | | | | | BP01.103 | Furniture & Fixtures | | | | |
| | | | | | | BP01.103.001 | [3935] Purchase Of Furniture & Fixtures | 23,200 | 20,000 | 25,000 | 25,000 |
| | | | | | | | BP01.103 TOTAL | 23,200 | 20,000 | 25,000 | 25,000 |
| | | | | | | BP01.104 | Equipments | | | | |
| | | | | | | BP01.104.001 | [3940] Purchase Of Equipments | 20,000 | 20,000 | 20,000 | 20,000 |
| | | | | | | | BP01.104 TOTAL | 20,000 | 20,000 | 20,000 | 20,000 |
| | | | | | | BP01.105 | Hardware & Peripherals | | | | |
| | | | | | | BP01.105.001 | [3945] Purchase Of Hardware | 50,000 | 50,000 | 50,000 | 50,000 |
| | | | | | | | BP01.105 TOTAL | 50,000 | 50,000 | 50,000 | 50,000 |
| | | | | | | BP01.107 | Books & Journals | | | | |
| | | | | | | BP01.107.001 | [3955] Purchase Of Books & Journals | 40,700 | 40,000 | 50,000 | 50,000 |
| | | | | | | | BP01.107 TOTAL | 40,700 | 40,000 | 50,000 | 50,000 |
| | | | | | | BP01.209 | Other Operational Expenditure | | | | |
| | | | | | | BP01.209.005 | [4025] First-Aid | 400 | 1,000 | 1,000 | 1,000 |
| | | | | | | BP01.209.007 | [4026] Scout Guide R.S.P | 5,100 | 10,000 | 5,000 | 5,000 |
| | | | | | | BP01.209.008 | [4028] Physical Education & Drawing Exp | 5,900 | 8,000 | 8,500 | 8,500 |
| | | | | | | BP01.209.009 | [4029] Educational Material | 5,500 | 10,000 | 5,000 | 5,000 |
| | | | | | | BP01.209.010 | [4030] Unit Test | 6,300 | 9,000 | 7,100 | 7,000 |
| | | | | | | BP01.209.011 | [4031] Xerox Expenses | 1,300 | 2,000 | 1,000 | 1,000 |
| | | | | | | BP01.209.012 | [4032] Miscellaneous Expenses | 9,400 | 8,000 | 16,200 | 16,300 |
| | | | | | | BP01.209.013 | [4033] Printing Expenses | 7,600 | 6,000 | 7,000 | 7,000 |
| | | | | | | BP01.209.014 | [4034] Postage Expenses | 700 | 2,000 | 1,200 | 1,200 |
| | | | | | | BP01.209.015 | [4035] Conveyance | 2,100 | 1,500 | 3,000 | 3,000 |
| | | | | | | BP01.209.016 | [4036] Electricity Expenses | 50,700 | 34,000 | 22,800 | 23,000 |
| | | | | | | BP01.209.017 | [4037] Telephone Expenses | 18,400 | 17,000 | 18,000 | 18,000 |
| | | | | | | BP01.209.018 | [4038] Audit Fees | 1,000 | 1,000 | 1,000 | 1,000 |
| | | | | | | BP01.209.019 | [4039] Repair & Maintenance | 8,400 | 3,500 | 5,000 | 5,000 |
| | | | | | | BP01.209.020 | [4040] Sanitary Materials | 35,100 | 37,800 | 40,000 | 40,000 |
| | | | | | | BP01.209.021 | [4041] Gardening Expenses | | 2,000 | 2,000 | 1,800 |
| | | | | | | BP01.209.022 | [4042] Water Tax | | 5,000 | 6,000 | 6,000 |
| | | | | | | BP01.209.023 | [4043] Stationary | 5,000 | 6,000 | 2,000 | 2,000 |
| | | | | | | | BP01.209 TOTAL | 1,62,900 | 1,63,800 | 1,51,800 | 1,51,800 |

| RECEIPTS | | | | | | EXPENDITURE | | | | | |
|----------|-------------------------|---|------------------------------------|---|------------------------------------|-------------|-------------------------|---|------------------------------------|---|------------------------------------|
| ALIAS | PARTICULARS | Unaudited Figures For Year 2016 - 2017 | Budget Estimates 2017 - 2018 | Revised Budget Estimates 2017 - 2018 | Budget Estimates 2018 - 2019 | ALIAS | PARTICULARS | Unaudited Figures For Year 2016 - 2017 | Budget Estimates 2017 - 2018 | Revised Budget Estimates 2017 - 2018 | Budget Estimates 2018 - 2019 |
| | BR01 TOTAL | 2,96,800 | 2,93,800 | 2,96,800 | 2,96,800 | | BP01 TOTAL | 2,96,800 | 2,93,800 | 2,96,800 | 2,96,800 |
| | Sector B TOTAL | 2,96,800 | 2,93,800 | 2,96,800 | 2,96,800 | | Sector B TOTAL | 2,96,800 | 2,93,800 | 2,96,800 | 2,96,800 |
| | 5019 Aided Total | 2,48,11,200 | 2,73,40,500 | 2,64,28,800 | 2,98,86,900 | | 5019 Aided Total | 2,44,83,500 | 2,73,36,700 | 2,64,26,800 | 2,98,48,300 |



5020 - Premilila Vitthaladas Kanyashala, Pune (Aided)

(Old Aided Code : 2250)

| RECEIPTS | | | | | | EXPENDITURE | | | | | |
|--------------|---|---|------------------------------------|---|------------------------------------|--------------|--|---|------------------------------------|---|------------------------------------|
| ALIAS | PARTICULARS | Unaudited Figures For Year 2016 - 2017 | Budget Estimates 2017 - 2018 | Revised Budget Estimates 2017 - 2018 | Budget Estimates 2018 - 2019 | ALIAS | PARTICULARS | Unaudited Figures For Year 2016 - 2017 | Budget Estimates 2017 - 2018 | Revised Budget Estimates 2017 - 2018 | Budget Estimates 2018 - 2019 |
| Sector A | Capital And Revenue Receipt / Expenditure Budget | | | | | Sector A | Capital And Revenue Receipt / Expenditure Budget | | | | |
| | | | | | | AP04 | Equipments | | | | |
| | | | | | | AP04.102 | Major Repairs To Equipments | | | | |
| | | | | | | AP04.102.001 | [3120] Repairs To Equipments | | 25,000 | | |
| | | | | | | | AP04.102 TOTAL | | 25,000 | | |
| | | | | | | | AP04 TOTAL | | 25,000 | | |
| AR10 | Other Development Receipts | | | | | | | | | | |
| AR10.101 | Development Fees | | | | | | | | | | |
| AR10.101.001 | [0111] Development Fees From Student - Institute Share | 44,900 | | 39,100 | 34,500 | | | | | | |
| | AR10.101 TOTAL | 44,900 | | 39,100 | 34,500 | | | | | | |
| | AR10 TOTAL | 44,900 | | 39,100 | 34,500 | | | | | | |
| AR21 | Fees From Students & Colleges | | | | | AP21 | Academic & Activity Expenses | | | | |
| | | | | | | AP21.201 | Academic Expenses | | | | |
| | | | | | | AP21.201.005 | [3329] Laboratory Expenses | | 1,700 | | 1,000 |
| | | | | | | | AP21.201 TOTAL | | 1,700 | | 1,000 |
| AR21.202 | Academic Receipts -Institution | | | | | AP21.202 | Activity Expenses | | | | |
| AR21.202.001 | [0220] Admission Fee | | | | | AP21.202.001 | [3355] Gymkhana Expenses | | | | |
| AR21.202.002 | [0221] Tution Fee | 1,500 | 1,500 | 1,300 | 1,300 | AP21.202.002 | [3356] Training Programme For Staff | | 700 | | |
| | | | | | | AP21.202.008 | [3362] Music Lab.Expenses | | 2,500 | | |
| | | | | | | AP21.202.019 | [3373] Teaching Aid & Accessories Expenses | | | | |
| | | | | | | AP21.202.034 | [3388] Awards & Prizes | | 3,000 | | |
| | | | | | | AP21.202.042 | [3395] Drawing Expenses | | | | |
| | AR21.202 TOTAL | 1,500 | 1,500 | 1,300 | 1,300 | | AP21.202 TOTAL | | 6,200 | | |
| AR21.203 | Activity Fees | | | | | AP21.203 | Examination Expenses | | | | |
| AR21.203.001 | [0260] Gymkhana Fee | | | | | AP21.203.001 | [3470] Printing | | 40,000 | | |
| AR21.203.014 | [0273] Special Fee | | 200 | | | AP21.203.002 | [3471] Stationery | | 15,000 | 3,000 | 5,000 |
| | | | | | | AP21.203.003 | [3472] Printing Of Answer Books | | | | |
| | | | | | | AP21.203.004 | [3473] Printing Of Question Papers | | | | |
| | | | | | | AP21.203.006 | [3475] Examination Remuneration | | | | |
| | | | | | | AP21.203.015 | [3484] Practical Examination | | | | |
| | AR21.203 TOTAL | | 200 | | | | AP21.203 TOTAL | | 55,000 | 3,000 | 5,000 |
| | | | | | | AP21.205 | Scholarships, Fellowships & Incidental Expenses | | | | |

| RECEIPTS | | | | | | EXPENDITURE | | | | | |
|--------------|----------------------------------|---|------------------------------------|---|------------------------------------|--------------|--|---|------------------------------------|---|------------------------------------|
| ALIAS | PARTICULARS | Unaudited Figures For Year 2016 - 2017 | Budget Estimates 2017 - 2018 | Revised Budget Estimates 2017 - 2018 | Budget Estimates 2018 - 2019 | ALIAS | PARTICULARS | Unaudited Figures For Year 2016 - 2017 | Budget Estimates 2017 - 2018 | Revised Budget Estimates 2017 - 2018 | Budget Estimates 2018 - 2019 |
| | | | | | | AP21.205.001 | [3505] Scholarship & Fellowships | | | | |
| | | | | | | | AP21.205 TOTAL | | | | |
| AR21.207 | Other Fee | | | | | | | | | | |
| AR21.207.001 | [0411] Aptitude Fee | | | | | | | | | | |
| AR21.207.002 | [0412] Fine/ Miscellaneous Fee | | 5,000 | | | | | | | | |
| AR21.207.003 | [0413] Magazine Fee | | | | | | | | | | |
| AR21.207.014 | [0424] Other Fees / Other Income | 89,700 | 10,000 | 78,200 | 69,000 | | | | | | |
| | AR21.207 TOTAL | 89,700 | 15,000 | 78,200 | 69,000 | | | | | | |
| | | | | | | AP21.208 | Library Expenses | | | | |
| | | | | | | AP21.208.001 | [3540] Journals & Periodicals | | 500 | | 500 |
| | | | | | | | AP21.208 TOTAL | | 500 | | 500 |
| | | | | | | AP21.209 | Students' Welfare , Sports & Cultural Activities Expenses | | | | |
| | | | | | | AP21.209.001 | [3550] Annual Social /Cultural | 10,000 | | 10,000 | 10,000 |
| | | | | | | AP21.209.002 | [3551] Function & Festival | 12,000 | | | 5,000 |
| | | | | | | AP21.209.015 | [3564] Other Cultural Activities | | | | |
| | | | | | | AP21.209.016 | [3565] Other Sports Activities | | | | |
| | | | | | | | AP21.209 TOTAL | | 22,000 | 10,000 | 15,000 |
| | AR21 TOTAL | 91,200 | 16,700 | 79,500 | 70,300 | | AP21 TOTAL | | 85,400 | 13,000 | 21,500 |
| | | | | | | AP22 | Administrative & General Expenses | | | | |
| | | | | | | AP22.201 | Administrative Expenses | | | | |
| | | | | | | AP22.201.002 | [3602] Printing | 68,300 | 12,000 | 41,000 | 24,000 |
| | | | | | | AP22.201.003 | [3603] Stationery | 2,200 | 4,000 | | 3,000 |
| | | | | | | AP22.201.004 | [3604] Paper For Printing | | | | |
| | | | | | | AP22.201.005 | [3605] Xeroxing Charges | 11,000 | 10,000 | 5,000 | 5,000 |
| | | | | | | AP22.201.006 | [3606] Electricity And Power | | 4,500 | | |
| | | | | | | AP22.201.007 | [3607] Telephone And Internet Charges | 16,200 | 18,000 | 10,000 | 10,000 |
| | | | | | | AP22.201.008 | [3608] Postage , Telegram & Courier Charges | | 1,600 | | 1,600 |
| | | | | | | AP22.201.009 | [3609] Legal Charges | | | | |
| | | | | | | AP22.201.010 | [3610] Professional Charges | 22,600 | 18,000 | 28,500 | 20,000 |
| | | | | | | AP22.201.011 | [3611] Meeting Expenses | | 4,000 | | 4,000 |
| | | | | | | AP22.201.014 | [3614] News Paper, Periodicals (Magaziens & Journals) | 2,300 | 5,000 | | 5,000 |
| | | | | | | AP22.201.015 | [3615] Uniform To Peons | | 10,000 | | 5,000 |
| | | | | | | AP22.201.016 | [3616] Sanitary Materials | | | | |
| | | | | | | AP22.201.017 | [3617] Garden Expenditure | | 5,000 | | |
| | | | | | | AP22.201.022 | [3622] Bank Charges | | 800 | 800 | 800 |
| | | | | | | AP22.201.023 | [3623] Miscellaneous Expenses | 80,000 | 15,000 | 20,000 | 10,000 |

| RECEIPTS | | | | | | EXPENDITURE | | | | | |
|--------------|--|--|------------------------------|--------------------------------------|------------------------------|--------------|---|--|------------------------------|--------------------------------------|------------------------------|
| ALIAS | PARTICULARS | Unaudited Figures For Year 2016 - 2017 | Budget Estimates 2017 - 2018 | Revised Budget Estimates 2017 - 2018 | Budget Estimates 2018 - 2019 | ALIAS | PARTICULARS | Unaudited Figures For Year 2016 - 2017 | Budget Estimates 2017 - 2018 | Revised Budget Estimates 2017 - 2018 | Budget Estimates 2018 - 2019 |
| | | | | | | AP22.201.024 | [3624] Statutory Audit Charges | | 5,000 | | 5,000 |
| | | | | | | AP22.201.025 | [3625] Internal Audit Charges | | 5,000 | | 5,000 |
| | | | | | | AP22.201.028 | [3628] Outsourcing Account Work | | 5,000 | | |
| | | | | | | | AP22.201 TOTAL | 2,02,600 | 1,22,900 | 1,05,300 | 98,400 |
| | | | | | | AP22.202 | Travelling And Transportation Expenses | | | | |
| | | | | | | AP22.202.001 | [3645] Ta/Da Expenses Staff | | 12,000 | | 7,000 |
| | | | | | | AP22.202.002 | [3646] Ta/Da Expenses Meeting | | 2,000 | 3,900 | 4,000 |
| | | | | | | | AP22.202 TOTAL | | 14,000 | 3,900 | 11,000 |
| | | | | | | AP22.203 | Insurance & Taxes | | | | |
| | | | | | | AP22.203.003 | [3657] Property Tax | | | | |
| | | | | | | | AP22.203 TOTAL | | | | |
| | | | | | | AP22.204 | Outsource Services | | | | |
| | | | | | | AP22.204.004 | [3668] Water | 2,000 | 5,000 | 1,000 | 1,000 |
| | | | | | | AP22.204.006 | [3670] Other Services | | | | |
| | | | | | | | AP22.204 TOTAL | 2,000 | 5,000 | 1,000 | 1,000 |
| | | | | | | AP22.205 | Repairs And Maintenance | | | | |
| | | | | | | AP22.205.001 | [3675] Maintenance Of Office Equipments | | | | |
| | | | | | | AP22.205.002 | [3676] Maintenance Of Furniture & Fixture | | 1,400 | 1,400 | 1,400 |
| | | | | | | AP22.205.004 | [3678] Maintenance Of Hardwares | | | | |
| | | | | | | AP22.205.012 | [3686] Maintenance Of Building | | | | |
| | | | | | | | AP22.205 TOTAL | | 1,400 | 1,400 | 1,400 |
| | | | | | | AP22.206 | Other Expenses | | | | |
| | | | | | | AP22.206.001 | [3710] Provision For Bad & Doubtful Debts/ Advances | | | | |
| | | | | | | | AP22.206 TOTAL | | | | |
| | | | | | | | AP22 TOTAL | 2,04,600 | 1,43,300 | 1,11,600 | 1,11,800 |
| AR31 | Salary Grants | | | | | AP31 | Staff Payments & Benefits | | | | |
| AR31.201 | State Government- Salary Grants (Non Teaching /Teaching Staff Under Sps) | | | | | AP31.201 | Aided Salaries (Teaching Staff Approved Under Sps) | | | | |
| AR31.201.001 | [0485] Salary Grant | 96,95,000 | 1,30,00,000 | 1,06,53,800 | 1,08,17,900 | AP31.201.001 | [3750] Pay & Allowances | 82,55,000 | 1,00,00,000 | 90,15,900 | 90,15,900 |
| AR31.201.002 | [0486] Arrears Of Salary Grants | | | | | AP31.201.003 | [3752] Vacant Posts | | | | |
| | AR31.201 TOTAL | 96,95,000 | 1,30,00,000 | 1,06,53,800 | 1,08,17,900 | | AP31.201 TOTAL | 82,55,000 | 1,00,00,000 | 90,15,900 | 90,15,900 |
| AR31.202 | State Government- Other Than Salary Grants (Non Teaching /Teaching Staff Under Sps) | | | | | AP31.202 | Aided Non Teaching | | | | |
| AR31.202.001 | [0495] State Government | | | | | AP31.202.001 | [3760] Pay & Allowances | 14,40,000 | 30,00,000 | 16,37,900 | 18,02,000 |
| AR31.202.003 | [0497] Other Institutional Organisations | | | | | | AP31.202 TOTAL | 14,40,000 | 30,00,000 | 16,37,900 | 18,02,000 |
| | AR31.202 TOTAL | | | | | AP31.204 | Unaided Salaries (Teaching Staff) | | | | |

| RECEIPTS | | | | | | EXPENDITURE | | | | | |
|--------------|---|--|------------------------------|--------------------------------------|------------------------------|--------------|--|--|------------------------------|--------------------------------------|------------------------------|
| ALIAS | PARTICULARS | Unaudited Figures For Year 2016 - 2017 | Budget Estimates 2017 - 2018 | Revised Budget Estimates 2017 - 2018 | Budget Estimates 2018 - 2019 | ALIAS | PARTICULARS | Unaudited Figures For Year 2016 - 2017 | Budget Estimates 2017 - 2018 | Revised Budget Estimates 2017 - 2018 | Budget Estimates 2018 - 2019 |
| | | | | | | AP31.204.001 | [3780] Pay & Allowances | | | | |
| | | | | | | AP31.204.002 | [3781] Clock Hour Basis / Consolidated | | | | |
| | | | | | | | AP31.204 TOTAL | | | | |
| | | | | | | AP31.205 | Un Aided Non Teaching | | | | |
| | | | | | | AP31.205.001 | [3793] Pay & Allowances | | | | |
| | | | | | | AP31.205.008 | [3807] Temp. Non Teaching Staff | | | | |
| | | | | | | | AP31.205 TOTAL | | | | |
| | | | | | | | AP31 TOTAL | 96,95,000 | 1,30,00,000 | 1,06,53,800 | 1,08,17,900 |
| | AR31 TOTAL | 96,95,000 | 1,30,00,000 | 1,06,53,800 | 1,08,17,900 | | | | | | |
| AR32 | Other Income | | | | | | | | | | |
| AR32.202 | Interest On Saving Accounts | | | | | | | | | | |
| AR32.202.001 | [0520] Interest On Saving Bank Account | 8,000 | 8,000 | 8,000 | 8,000 | | | | | | |
| | AR32.202 TOTAL | 8,000 | 8,000 | 8,000 | 8,000 | | | | | | |
| AR32.205 | Institutional Fees | | | | | | | | | | |
| AR32.205.010 | [0544] Institutional Fees | | 2,50,000 | | | | | | | | |
| | AR32.205 TOTAL | | 2,50,000 | | | | | | | | |
| AR32.206 | Dividend Income | | | | | | | | | | |
| AR32.206.001 | [0551] Dividend From ACC | | | | | | | | | | |
| | AR32.206 TOTAL | | | | | | | | | | |
| AR32.208 | Miscellaneous Receipts | | | | | | | | | | |
| AR32.208.001 | [0560] Sale Of Tender Forms / Waste Papers | 3,400 | 3,400 | 3,000 | 2,500 | | | | | | |
| | AR32.208 TOTAL | 3,400 | 3,400 | 3,000 | 2,500 | | | | | | |
| | AR32 TOTAL | 11,400 | 2,61,400 | 11,000 | 10,500 | | | | | | |
| AR36 | Transfer From Endowment & Special Fund (Revenue) | | | | | | | | | | |
| AR36.213 | Development & Programme Fund | | | | | | | | | | |
| AR36.213.001 | [0755] Transfer From Fund Account | | | | 50,000 | | | | | | |
| | AR36.213 TOTAL | | | | 50,000 | | | | | | |
| | AR36 TOTAL | | | | 50,000 | | | | | | |
| | Sector A TOTAL | 98,42,500 | 1,32,78,100 | 1,07,83,400 | 1,09,83,200 | | Sector A TOTAL | 98,99,600 | 1,32,53,700 | 1,07,78,400 | 1,09,51,200 |
| Sector B | Agency Budget | | | | | Sector B | Agency Budget | | | | |
| | | | | | | BP02 | Grant -In- Aid State /Central Government Agency - Research Equipments | | | | |
| | | | | | | BP02.104 | | | | | |
| | | | | | | BP02.104.002 | [4071] Major Repairs To Equipments | | | | |
| | | | | | | | BP02.104 TOTAL | | | | |
| | | | | | | BP02.105 | Hardware & Peripherals | | | | |
| | | | | | | BP02.105.001 | [4075] Purchase Of Hardware | | | | |

| RECEIPTS | | | | | | EXPENDITURE | | | | | |
|----------|---|---|------------------------------------|---|------------------------------------|-------------|---|---|------------------------------------|---|------------------------------------|
| ALIAS | PARTICULARS | Unaudited Figures For Year 2016 - 2017 | Budget Estimates 2017 - 2018 | Revised Budget Estimates 2017 - 2018 | Budget Estimates 2018 - 2019 | ALIAS | PARTICULARS | Unaudited Figures For Year 2016 - 2017 | Budget Estimates 2017 - 2018 | Revised Budget Estimates 2017 - 2018 | Budget Estimates 2018 - 2019 |
| | Sector B TOTAL | | | | | | BP02.105 TOTAL | | | | |
| | | | | | | | BP02 TOTAL | | | | |
| | Sector B TOTAL | | | | | | Sector B TOTAL | | | | |
| Sector C | Earmarked And Special Funds Budget | | | | | Sector C | Earmarked And Special Funds Budget | | | | |
| CR14 | Development & Programme Fund | | | | | CP14 | Development & Programme Fund | | | | |
| CR14.008 | [2030] Donations From Individual | | | | 50,000 | CP14.202 | [7947] Transfer To Revenue Budget | | | | 50,000 |
| | CR14 TOTAL | | | | 50,000 | | CP14 TOTAL | | | | 50,000 |
| | Sector C TOTAL | | | | 50,000 | | Sector C TOTAL | | | | 50,000 |
| | 5020 Aided Total | 98,42,500 | 1,32,78,100 | 1,07,83,400 | 1,10,33,200 | | 5020 Aided Total | 98,99,600 | 1,32,53,700 | 1,07,78,400 | 1,10,01,200 |



5021 - S.N.D.T. Arts & Commerce College (Higher Secondary Vocational Course) (Aided)

(Old Aided Code : 2254)

| RECEIPTS | | | | | | EXPENDITURE | | | | | |
|--------------|---|---|------------------------------------|---|------------------------------------|--------------|---|---|------------------------------------|---|------------------------------------|
| ALIAS | PARTICULARS | Unaudited Figures For Year 2016 - 2017 | Budget Estimates 2017 - 2018 | Revised Budget Estimates 2017 - 2018 | Budget Estimates 2018 - 2019 | ALIAS | PARTICULARS | Unaudited Figures For Year 2016 - 2017 | Budget Estimates 2017 - 2018 | Revised Budget Estimates 2017 - 2018 | Budget Estimates 2018 - 2019 |
| Sector A | Capital And Revenue Receipt / Expenditure Budget | | | | | Sector A | Capital And Revenue Receipt / Expenditure Budget | | | | |
| | | | | | | AP09 | Hardware & Peripherals | | | | |
| | | | | | | AP09.101 | Development Exp. | | | | |
| | | | | | | AP09.101.002 | [3201] Purchase Of Hardware | | | | |
| | | | | | | | AP09.101 TOTAL | | | | |
| | | | | | | | AP09 TOTAL | | | | |
| AR10 | Other Development Receipts | | | | | | | | | | |
| AR10.101 | Development Fees | | | | | | | | | | |
| AR10.101.001 | [0111] Development Fees From Student - Institute Share | 1,06,400 | 1,05,000 | 1,05,700 | 1,19,000 | | | | | | |
| | [0112] Development Fees From Student- University Share | 15,200 | 40,000 | 15,100 | 17,000 | | | | | | |
| | [0113] Development Fee | 15,200 | 1,20,000 | 1,20,800 | 1,36,000 | | | | | | |
| | AR10.101 TOTAL | 1,06,400 | 1,05,000 | 1,05,700 | 1,19,000 | | | | | | |
| | AR10 TOTAL | 1,06,400 | 1,05,000 | 1,05,700 | 1,19,000 | | | | | | |
| AR21 | Fees From Students & Colleges | | | | | AP21 | Academic & Activity Expenses | | | | |
| AR21.202 | Academic Receipts -Institution | | | | | AP21.202 | Activity Expenses | | | | |
| AR21.202.001 | [0220] Admission Fee | | 2,000 | | | AP21.202.001 | [3355] Gymkhana Expenses | 7,000 | 5,000 | 9,000 | 10,000 |
| AR21.202.004 | [0223] Identity Card Fee | 7,600 | | 7,600 | 8,500 | AP21.202.029 | [3383] Material For Daily Practices Expenses | 5,000 | | 5,000 | 5,000 |
| | [0233] Medical Fee - Gross | 3,100 | 2,000 | 3,100 | 3,400 | | | | | | |
| | [0234] Medical Fee-Less : Transfer To University | | | | | | | | | | |
| AR21.202.008 | [0235] Medical Fee - Net | 3,100 | | 3,100 | 3,400 | | | | | | |
| | [0251] Examinations - Gross | 38,000 | 30,000 | 37,800 | 42,500 | | | | | | |
| | [0252] Examinations -Less :Transfer To University | | | | | | | | | | |
| AR21.202.014 | [0253] Examinations Fee- Net | 38,000 | 30,000 | 37,800 | | | | | | | |
| | [6302] Other Examination Fee - Gross | | 50,000 | | | | | | | | |
| | [6340] Other Examination Fee -Less : Transfer To University | | | | | | | | | | |
| AR21.202.016 | [6303] Other Examinations Fee - Net | | | | | | | | | | |
| | [6307] Library Fee - Gross | 1,600 | 2,000 | 1,600 | 1,700 | | | | | | |
| | [6308] Library Fee -Less : 100% Transfer To University Library | | 2,000 | | | | | | | | |
| AR21.202.018 | [6309] Library Fee - Net | 1,800 | | 2,000 | 1,700 | | | | | | |
| AR21.202.022 | [6317] Short Term Course Fee | 68,400 | | 68,000 | 76,500 | | | | | | |

| RECEIPTS | | | | | | EXPENDITURE | | | | | |
|--------------|-----------------------------------|--|------------------------------|--------------------------------------|------------------------------|--------------|--|--|------------------------------|--------------------------------------|------------------------------|
| ALIAS | PARTICULARS | Unaudited Figures For Year 2016 - 2017 | Budget Estimates 2017 - 2018 | Revised Budget Estimates 2017 - 2018 | Budget Estimates 2018 - 2019 | ALIAS | PARTICULARS | Unaudited Figures For Year 2016 - 2017 | Budget Estimates 2017 - 2018 | Revised Budget Estimates 2017 - 2018 | Budget Estimates 2018 - 2019 |
| | AR21.202 TOTAL | 1,18,900 | 32,000 | 1,18,500 | 90,100 | | AP21.202 TOTAL | 12,000 | 5,000 | 14,000 | 15,000 |
| AR21.203 | Activity Fees | | | | | AP21.203 | Examination Expenses | | | | |
| AR21.203.001 | [0260] Gymkhana Fee | 15,200 | 20,000 | 15,100 | 17,000 | AP21.203.001 | [3470] Printing | 7,000 | 10,000 | 10,000 | 10,000 |
| AR21.203.002 | [0261] Laboratory Fee | | 10,000 | | | AP21.203.002 | [3471] Stationery | 7,300 | 20,000 | 20,000 | 25,000 |
| AR21.203.052 | [0311] Seminar & Workshop Fees | 7,600 | 9,000 | 7,600 | 8,500 | | | | | | |
| AR21.203.062 | [0321] Caution Money | 3,800 | 4,500 | 3,800 | 4,300 | | | | | | |
| AR21.203.072 | [0331] L.C. Fee | | 2,000 | | | | | | | | |
| AR21.203.078 | [0337] Parent Teachers Assoc Fees | 800 | 900 | 800 | 900 | | | | | | |
| AR21.203.091 | [0350] Annual Social Activity | 9,200 | | 9,100 | 10,200 | | | | | | |
| | AR21.203 TOTAL | 36,600 | 46,400 | 36,400 | 40,900 | | AP21.203 TOTAL | 14,300 | 30,000 | 30,000 | 35,000 |
| AR21.207 | Other Fee | | | | | | | | | | |
| AR21.207.002 | [0412] Fine/ Miscellaneous Fee | | 5,000 | | | | | | | | |
| AR21.207.003 | [0413] Magazine Fee | 7,600 | 10,000 | 7,600 | 8,500 | | | | | | |
| | AR21.207 TOTAL | 7,600 | 15,000 | 7,600 | 8,500 | | | | | | |
| | AR21 TOTAL | 1,63,100 | 93,400 | 1,62,500 | 1,39,500 | | AP21.209 | | | | |
| | | | | | | AP21.209 | Students' Welfare , Sports & Cultural Activities Expenses | | | | |
| | | | | | | AP21.209.002 | [3551] Function & Festival | 5,000 | 10,000 | 10,000 | 10,000 |
| | | | | | | | AP21.209 TOTAL | 5,000 | 10,000 | 10,000 | 10,000 |
| | | | | | | | AP21 TOTAL | 31,300 | 45,000 | 54,000 | 60,000 |
| | | | | | | AP22 | Administrative & General Expenses | | | | |
| | | | | | | AP22.201 | Administrative Expenses | | | | |
| | | | | | | AP22.201.001 | [3601] Advertisement And Publicity | 9,800 | 10,000 | 5,000 | 10,000 |
| | | | | | | AP22.201.002 | [3602] Printing | 9,300 | 11,000 | 11,000 | 10,000 |
| | | | | | | AP22.201.003 | [3603] Stationery | 29,400 | 32,000 | 29,400 | 5,000 |
| | | | | | | AP22.201.004 | [3604] Paper For Printing | 800 | 5,000 | 5,000 | 10,000 |
| | | | | | | AP22.201.005 | [3605] Xeroxing Charges | 6,700 | 5,000 | 5,000 | 8,000 |
| | | | | | | AP22.201.008 | [3608] Postage , Telegram & Courier Charges | 6,300 | | 5,000 | 5,000 |
| | | | | | | AP22.201.022 | [3622] Bank Charges | 1,000 | 1,000 | 1,000 | 1,000 |
| | | | | | | AP22.201.023 | [3623] Miscellaneous Expenses | 6,700 | 9,000 | 5,000 | 5,000 |
| | | | | | | AP22.201.024 | [3624] Statutory Audit Charges | | 5,000 | 10,000 | 10,000 |
| | | | | | | AP22.201.025 | [3625] Internal Audit Charges | | 5,000 | 5,000 | 10,000 |
| | | | | | | AP22.201.028 | [3628] Outsourcing Account Work | 7,000 | 5,000 | 5,000 | 10,000 |
| | | | | | | | AP22.201 TOTAL | 77,000 | 88,000 | 86,400 | 84,000 |
| | | | | | | AP22.202 | Travelling And Transportation Expenses | | | | |
| | | | | | | AP22.202.001 | [3645] Ta/Da Expenses Staff | 5,000 | 5,000 | 8,000 | 8,000 |
| | | | | | | AP22.202.002 | [3646] Ta/Da Expenses Meeting | 5,000 | 5,000 | 3,000 | 5,000 |
| | | | | | | | AP22.202 TOTAL | 10,000 | 10,000 | 11,000 | 13,000 |
| | | | | | | | AP22 TOTAL | 87,000 | 98,000 | 97,400 | 97,000 |

| RECEIPTS | | | | | | EXPENDITURE | | | | | |
|--------------|--|---|------------------------------------|---|------------------------------------|--------------|---|---|------------------------------------|---|------------------------------------|
| ALIAS | PARTICULARS | Unaudited Figures For Year 2016 - 2017 | Budget Estimates 2017 - 2018 | Revised Budget Estimates 2017 - 2018 | Budget Estimates 2018 - 2019 | ALIAS | PARTICULARS | Unaudited Figures For Year 2016 - 2017 | Budget Estimates 2017 - 2018 | Revised Budget Estimates 2017 - 2018 | Budget Estimates 2018 - 2019 |
| AR31 | Salary Grants | | | | | AP31 | Staff Payments & Benefits | | | | |
| AR31.201 | State Government- Salary Grants (Non Teaching /Teaching Staff Under Sps) | | | | | AP31.201 | Aided Salaries (Teaching Staff Approved Under Sps) | | | | |
| AR31.201.001 | [0485] Salary Grant | 26,15,700 | 32,70,000 | 30,64,000 | 33,80,400 | AP31.201.001 | [3750] Pay & Allowances | 19,40,400 | 32,00,000 | 26,88,000 | 17,77,000 |
| | | | | | | AP31.201.002 | [3751] Clock Hour Basis / Consolidated | 70,000 | 70,000 | 1,00,000 | 1,20,000 |
| | AR31.201 TOTAL | 26,15,700 | 32,70,000 | 30,64,000 | 33,80,400 | | AP31.201 TOTAL | 20,10,400 | 32,70,000 | 27,88,000 | 18,97,000 |
| AR31.202 | State Government- Other Than Salary Grants (Non Teaching /Teaching Staff Under Sps) | | | | | AP31.202 | Aided Non Teaching | | | | |
| AR31.202.001 | [0495] State Government | 10,000 | 10,000 | 10,000 | 10,000 | AP31.202.001 | [3760] Pay & Allowances | 2,39,800 | | 2,75,700 | 2,80,000 |
| | AR31.202 TOTAL | 10,000 | 10,000 | 10,000 | 10,000 | | AP31.202 TOTAL | 2,39,800 | | 2,75,700 | 2,80,000 |
| | | | | | | AP31.205 | Un Aided Non Teaching | | | | |
| | | | | | | AP31.205.008 | [3807] Temp. Non Teaching Staff | 90,000 | | 90,000 | 90,000 |
| | | | | | | | AP31.205 TOTAL | 90,000 | | 90,000 | 90,000 |
| | AR31 TOTAL | 26,25,700 | 32,80,000 | 30,74,000 | 33,90,400 | | AP31 TOTAL | 23,40,200 | 32,70,000 | 31,53,700 | 22,67,000 |
| | Sector A TOTAL | 28,95,200 | 34,78,400 | 33,42,200 | 36,48,900 | | Sector A TOTAL | 24,58,500 | 34,13,000 | 33,05,100 | 24,24,000 |
| Sector D | Deposits And Advances Budget | | | | | Sector D | Deposits And Advances Budget | | | | |
| DR01 | Students Related Deposits | | | | | DP01 | Students Related Deposits | | | | |
| DR01.302 | Laboratory Deposit | | | | | DP01.302 | Laboratory Deposit | | | | |
| DR01.302.001 | [2110] Receipts Of Deposit | 15,200 | | 15,100 | 17,000 | DP01.302.001 | [5295] Refund Of Deposit | 15,200 | | 15,100 | 17,000 |
| | DR01.302 TOTAL | 15,200 | | 15,100 | 17,000 | | DP01.302 TOTAL | 15,200 | | 15,100 | 17,000 |
| | DR01 TOTAL | 15,200 | | 15,100 | 17,000 | | DP01 TOTAL | 15,200 | | 15,100 | 17,000 |
| | Sector D TOTAL | 15,200 | | 15,100 | 17,000 | | Sector D TOTAL | 15,200 | | 15,100 | 17,000 |
| | 5021 Aided Total | 29,10,400 | 34,78,400 | 33,57,300 | 36,65,900 | | 5021 Aided Total | 24,73,700 | 34,13,000 | 33,20,200 | 24,41,000 |

5022 - S.N.D.T. Home Science College (Higher Secondary Vocational Course) (Aided)

(Old Aided Code : 2255)

| RECEIPTS | | | | | | EXPENDITURE | | | | | |
|--------------|---|---|------------------------------------|---|------------------------------------|--------------|---|---|------------------------------------|---|------------------------------------|
| ALIAS | PARTICULARS | Unaudited Figures For Year 2016 - 2017 | Budget Estimates 2017 - 2018 | Revised Budget Estimates 2017 - 2018 | Budget Estimates 2018 - 2019 | ALIAS | PARTICULARS | Unaudited Figures For Year 2016 - 2017 | Budget Estimates 2017 - 2018 | Revised Budget Estimates 2017 - 2018 | Budget Estimates 2018 - 2019 |
| Sector A | Capital And Revenue Receipt / Expenditure Budget | | | | | Sector A | Capital And Revenue Receipt / Expenditure Budget | | | | |
| | | | | | | AP04 | Equipments | | | | |
| | | | | | | AP04.101 | Purchase Of Equipments | | | | |
| | | | | | | AP04.101.003 | [3087] Purchase Of Equipment | 3,000 | 80,000 | 39,000 | 66,000 |
| | | | | | | | AP04.101 TOTAL | 3,000 | 80,000 | 39,000 | 66,000 |
| | | | | | | AP04.102 | Major Repairs To Equipments | | | | |
| | | | | | | AP04.102.001 | [3120] Repairs To Equipments | 4,000 | 10,000 | 16,900 | 9,000 |
| | | | | | | | AP04.102 TOTAL | 4,000 | 10,000 | 16,900 | 9,000 |
| | | | | | | | AP04 TOTAL | 7,000 | 90,000 | 55,900 | 75,000 |
| | | | | | | AP07 | Books & Journals | | | | |
| | | | | | | AP07.101 | Purchase Of Books & Journals | | | | |
| | | | | | | AP07.101.001 | [3155] Purchase Of Books & Journals | 1,000 | 8,000 | 13,500 | 9,000 |
| | | | | | | | AP07.101 TOTAL | 1,000 | 8,000 | 13,500 | 9,000 |
| | | | | | | | AP07 TOTAL | 1,000 | 8,000 | 13,500 | 9,000 |
| AR10 | Other Development Receipts | | | | | | | | | | |
| AR10.101 | Development Fees | | | | | | | | | | |
| AR10.101.001 | [0111] Development Fees From Student - Institute Share | 1,02,600 | 1,08,000 | 76,800 | 82,200 | | | | | | |
| | [0112] Development Fees From Student- University Share | 17,200 | 18,000 | 12,800 | 13,700 | | | | | | |
| | AR10.101 TOTAL | 1,02,600 | 1,08,000 | 76,800 | 82,200 | | | | | | |
| | AR10 TOTAL | 1,02,600 | 1,08,000 | 76,800 | 82,200 | | | | | | |
| AR21 | Fees From Students & Colleges | | | | | AR21 | Academic & Activity Expenses | | | | |
| | | | | | | AR21.201 | Academic Expenses | | | | |
| | | | | | | AR21.201.011 | [3335] Prospectus Expenses | 9,000 | 9,000 | 9,300 | 1,000 |
| | | | | | | AR21.201.016 | [3340] Identity Card Expenses | 2,200 | 2,500 | 2,904 | 2,300 |
| | | | | | | | AR21.201 TOTAL | 11,200 | 11,500 | 12,204 | 3,300 |
| AR21.202 | Academic Receipts -Institution | | | | | AR21.202 | Activity Expenses | | | | |
| AR21.202.001 | [0220] Admission Fee | 1,680 | 1,800 | 1,200 | 1,800 | AR21.202.024 | [3378] Project Work Expenses | 2,000 | 2,000 | 200 | 500 |
| AR21.202.002 | [0221] Tution Fee | 2,520 | 5,000 | 2,100 | 5,000 | AR21.202.029 | [3383] Material For Daily Practices Expenses | 45,000 | | 29,200 | 30,000 |
| AR21.202.003 | [0222] Computer Training Fee | | | | | AR21.202.030 | [3384] Binding Charges | | | | 1,000 |
| AR21.202.004 | [0223] Identity Card Fee | 2,500 | 2,500 | 1,300 | 2,500 | | | | | | |
| | [0224] Diary Fee - Gross | 8,000 | | 6,400 | | | | | | | |

| RECEIPTS | | | | | | EXPENDITURE | | | | | |
|--------------|--|--|------------------------------|--------------------------------------|------------------------------|--------------|--|--|------------------------------|--------------------------------------|------------------------------|
| ALIAS | PARTICULARS | Unaudited Figures For Year 2016 - 2017 | Budget Estimates 2017 - 2018 | Revised Budget Estimates 2017 - 2018 | Budget Estimates 2018 - 2019 | ALIAS | PARTICULARS | Unaudited Figures For Year 2016 - 2017 | Budget Estimates 2017 - 2018 | Revised Budget Estimates 2017 - 2018 | Budget Estimates 2018 - 2019 |
| AR21.202.005 | [0225] Diary Fee - Less : 100% Transfer To University [0226] Diary Fee - Net | 8,000 | | 6,400 | | | | | | | |
| | [0233] Medical Fee - Gross | 2,000 | 2,000 | 1,000 | 1,800 | | | | | | |
| AR21.202.008 | [0234] Medical Fee-Less : Transfer To University [0235] Medical Fee - Net | 2,000 | 2,000 | 1,000 | 1,800 | | | | | | |
| | [0245] Eligibility Fee -Gross | | 1,500 | | 1,000 | | | | | | |
| AR21.202.012 | [0246] Eligibility Fee -Less : 100% Transfer To University [0247] Eligibility Fee -Net | | 1,500 | | 1,000 | | | | | | |
| | [0251] Examinations - Gross | 39,800 | 42,000 | 29,500 | 32,500 | | | | | | |
| AR21.202.014 | [0252] Examinations -Less :Transfer To University [0253] Examinations Fee- Net | 39,800 | 42,000 | 29,500 | 32,500 | | | | | | |
| | [0254] Practical Examination Fees - Gross | | | 6,300 | 7,000 | | | | | | |
| | [6302] Other Examination Fee - Gross | 38,000 | | 44,900 | 25,200 | | | | | | |
| AR21.202.016 | [6340] Other Examination Fee -Less : Transfer To University [6303] Other Examinations Fee - Net | 38,000 | 48,200 | 44,900 | 25,200 | | | | | | |
| | AR21.202 TOTAL | 44,700 | 57,500 | 49,500 | 34,500 | | AP21.202 TOTAL | 47,000 | 2,000 | 29,400 | 31,500 |
| AR21.203 | Activity Fees | | | | | AP21.203 | Examination Expenses | | | | |
| AR21.203.002 | [0261] Laboratory Fee | 12,800 | 14,000 | 11,900 | 11,900 | AP21.203.001 | [3470] Printing | 22,500 | 15,000 | 5,000 | 5,500 |
| AR21.203.017 | [0276] Term Fee | 7,900 | 7,000 | 6,000 | 6,000 | AP21.203.002 | [3471] Stationery | 4,800 | 4,000 | 2,400 | 2,500 |
| AR21.203.057 | [0316] Lab Deposit | | 10,000 | | | AP21.203.006 | [3475] Examination Remuneration | | | 3,000 | 3,000 |
| AR21.203.072 | [0331] L.C. Fee | 700 | | 1,000 | 1,000 | AP21.203.007 | [3476] Marksheet Expenses | | | 700 | 700 |
| | | | | | | AP21.203.015 | [3484] Practical Examination | | | 3,300 | 5,000 |
| | | | | | | AP21.203.017 | [3486] Centre Expenses | 500 | 500 | 100 | 500 |
| | | | | | | AP21.203.018 | [3487] Other Contingent Expenses | | | 1,000 | 1,000 |
| | | | | | | AP21.203.027 | [3496] HSC Exam Expense | 38,500 | 48,000 | 47,200 | 25,200 |
| | AR21.203 TOTAL | 21,400 | 31,000 | 18,900 | 18,900 | | AP21.203 TOTAL | 66,300 | 67,500 | 62,700 | 43,400 |
| | | | | | | AP21.206 | Seminars & Conferences | | | | |
| | | | | | | AP21.206.008 | [3522] Honorarium | 400 | | 500 | 800 |
| | | | | | | | AP21.206 TOTAL | 400 | | 500 | 800 |
| AR21.207 | Other Fee | | | | | | | | | | |
| AR21.207.002 | [0412] Fine/ Miscellaneous Fee | 1,248 | 2,500 | 2,100 | 2,000 | | | | | | |
| AR21.207.003 | [0413] Magazine Fee | 8,600 | 9,000 | 6,500 | 6,900 | | | | | | |
| AR21.207.004 | [0414] Co Curricular Fee | 6,900 | 15,000 | 10,400 | 11,000 | | | | | | |
| | AR21.207 TOTAL | 16,748 | 26,500 | 19,000 | 19,900 | | | | | | |
| | | | | | | AP21.209 | Students' Welfare , Sports & Cultural Activities Expenses | | | | |

| RECEIPTS | | | | | | EXPENDITURE | | | | | |
|----------|-------------------|--|------------------------------|--------------------------------------|------------------------------|--------------|--|--|------------------------------|--------------------------------------|------------------------------|
| ALIAS | PARTICULARS | Unaudited Figures For Year 2016 - 2017 | Budget Estimates 2017 - 2018 | Revised Budget Estimates 2017 - 2018 | Budget Estimates 2018 - 2019 | ALIAS | PARTICULARS | Unaudited Figures For Year 2016 - 2017 | Budget Estimates 2017 - 2018 | Revised Budget Estimates 2017 - 2018 | Budget Estimates 2018 - 2019 |
| | | | | | | AP21.209.001 | [3550] Annual Social /Cultural | 7,000 | 7,000 | 5,200 | 5,500 |
| | | | | | | | AP21.209 TOTAL | 7,000 | 7,000 | 5,200 | 5,500 |
| | AR21 TOTAL | 82,848 | 1,15,000 | 87,400 | 73,300 | | AP21 TOTAL | 1,31,900 | 88,000 | 1,10,004 | 84,500 |
| | | | | | | AP22 | Administrative & General Expenses | | | | |
| | | | | | | AP22.201 | Administrative Expenses | | | | |
| | | | | | | AP22.201.001 | [3601] Advertisement And Publicity | 5,000 | 5,000 | | |
| | | | | | | AP22.201.002 | [3602] Printing | 5,100 | 5,000 | 3,900 | 3,000 |
| | | | | | | AP22.201.003 | [3603] Stationery | 20 | 1,000 | 1,700 | 3,000 |
| | | | | | | AP22.201.005 | [3605] Xeroxing Charges | 6,800 | 7,000 | 5,500 | 7,000 |
| | | | | | | AP22.201.007 | [3607] Telephone And Internet Charges | 500 | 500 | 100 | 100 |
| | | | | | | AP22.201.008 | [3608] Postage , Telegram & Courier Charges | 35 | 500 | 300 | 300 |
| | | | | | | AP22.201.010 | [3610] Professional Charges | 2,600 | 5,000 | 4,500 | 4,500 |
| | | | | | | AP22.201.011 | [3611] Meeting Expenses | | | 2,500 | 2,500 |
| | | | | | | AP22.201.014 | [3614] News Paper, Periodicals (Magaziens & Journals) | | | | |
| | | | | | | AP22.201.015 | [3615] Uniform To Peons | | 2,500 | 2,500 | 2,500 |
| | | | | | | AP22.201.022 | [3622] Bank Charges | 8,100 | 500 | 100 | 300 |
| | | | | | | AP22.201.023 | [3623] Miscellaneous Expenses | 1,070 | 2,000 | | |
| | | | | | | AP22.201.024 | [3624] Statutory Audit Charges | 10,000 | 10,000 | 5,000 | 5,000 |
| | | | | | | AP22.201.025 | [3625] Internal Audit Charges | 10,000 | 10,000 | 5,000 | 5,000 |
| | | | | | | AP22.201.028 | [3628] Outsourcing Account Work | | 10,000 | | |
| | | | | | | AP22.201.030 | [3630] Umbrella To Peons /Staff | | | 400 | 400 |
| | | | | | | | AP22.201 TOTAL | 49,225 | 59,000 | 31,500 | 33,600 |
| | | | | | | AP22.202 | Travelling And Transportation Expenses | | | | |
| | | | | | | AP22.202.001 | [3645] Ta/Da Expenses Staff | 3,000 | 7,000 | 5,000 | 6,000 |
| | | | | | | | AP22.202 TOTAL | 3,000 | 7,000 | 5,000 | 6,000 |
| | | | | | | AP22.205 | Repairs And Maintenance | | | | |
| | | | | | | AP22.205.001 | [3675] Maintenance Of Office Equipments | 500 | 500 | 300 | 400 |
| | | | | | | AP22.205.002 | [3676] Maintenance Of Furniture & Fixture | 500 | 500 | 300 | 400 |
| | | | | | | AP22.205.004 | [3678] Maintenance Of Hardwares | 1,600 | 2,000 | | 500 |
| | | | | | | AP22.205.016 | [3690] Maintenance Of Fire Systems | | | 1,200 | 1,300 |
| | | | | | | AP22.205.026 | [3700] Emergency & Unforeseen Repairs | 500 | 500 | 300 | 300 |
| | | | | | | AP22.205.030 | [3704] Maintenance Of Computer | | | 3,000 | 3,000 |
| | | | | | | | AP22.205 TOTAL | 3,100 | 3,500 | 5,100 | 5,900 |
| | | | | | | AP22.206 | Other Expenses | | | | |
| | | | | | | AP22.206.004 | [3713] Hospitality & Sumptuary Expenses | | | 1,700 | 1,800 |
| | | | | | | | AP22.206 TOTAL | | | 1,700 | 1,800 |
| | | | | | | | AP22 TOTAL | 55,325 | 69,500 | 43,300 | 47,300 |

| RECEIPTS | | | | | | EXPENDITURE | | | | | |
|--------------|--|---|------------------------------------|---|------------------------------------|--------------|---|---|------------------------------------|---|------------------------------------|
| ALIAS | PARTICULARS | Unaudited Figures For Year 2016 - 2017 | Budget Estimates 2017 - 2018 | Revised Budget Estimates 2017 - 2018 | Budget Estimates 2018 - 2019 | ALIAS | PARTICULARS | Unaudited Figures For Year 2016 - 2017 | Budget Estimates 2017 - 2018 | Revised Budget Estimates 2017 - 2018 | Budget Estimates 2018 - 2019 |
| AR31 | Salary Grants | | | | | AP31 | Staff Payments & Benefits | | | | |
| AR31.201 | State Government- Salary Grants (Non Teaching /Teaching Staff Under Sps) | | | | | AP31.201 | Aided Salaries (Teaching Staff Approved Under Sps) | | | | |
| AR31.201.001 | [0485] Salary Grant | 48,65,000 | 45,00,000 | 53,26,500 | 48,87,700 | AP31.201.001 | [3750] Pay & Allowances | 48,65,000 | 45,00,000 | 53,26,500 | 48,87,700 |
| | AR31.201 TOTAL | 48,65,000 | 45,00,000 | 53,26,500 | 48,87,700 | AP31.201.002 | [3751] Clock Hour Basis / Consolidated | | | | |
| AR31.202 | State Government- Other Than Salary Grants (Non Teaching /Teaching Staff Under Sps) | | | | | | AP31.201 TOTAL | 48,65,000 | 45,00,000 | 53,26,500 | 48,87,700 |
| AR31.202.001 | [0495] State Government | 10,000 | 10,000 | 10,000 | 10,000 | | | | | | |
| | AR31.202 TOTAL | 10,000 | 10,000 | 10,000 | 10,000 | | | | | | |
| AR31.203 | SALARY FROM UNIVRSITY FUND | | | | | | | | | | |
| AR31.203.001 | [0510] Salary From University Fund | | | | | | | | | | |
| | AR31.203 TOTAL | | | | | | | | | | |
| | AR31 TOTAL | 48,75,000 | 45,10,000 | 53,36,500 | 48,97,700 | | AP31 TOTAL | 48,65,000 | 45,00,000 | 53,26,500 | 48,87,700 |
| AR32 | Other Income | | | | | | | | | | |
| AR32.202 | Interest On Saving Accounts | | | | | | | | | | |
| AR32.202.001 | [0520] Interest On Saving Bank Account | 35,000 | 20,000 | 30,000 | 30,000 | | | | | | |
| | AR32.202 TOTAL | 35,000 | 20,000 | 30,000 | 30,000 | | | | | | |
| AR32.208 | Miscellaneous Receipts | | | | | | | | | | |
| AR32.208.008 | [0567] Any Other Income | 16,600 | 5,000 | 15,000 | 15,000 | | | | | | |
| | AR32.208 TOTAL | 16,600 | 5,000 | 15,000 | 15,000 | | | | | | |
| | AR32 TOTAL | 51,600 | 25,000 | 45,000 | 45,000 | | | | | | |
| AR34 | Sale Of Publications | | | | | | | | | | |
| AR34.203 | Sale Of Prospectus & Admission Forms | | | | | | | | | | |
| AR34.203.001 | [0645] Sale Of Prospectus & Admission Forms | 7,800 | 8,000 | 4,000 | 6,000 | | | | | | |
| | AR34.203 TOTAL | 7,800 | 8,000 | 4,000 | 6,000 | | | | | | |
| | AR34 TOTAL | 7,800 | 8,000 | 4,000 | 6,000 | | | | | | |
| | Sector A TOTAL | 51,19,848 | 47,66,000 | 55,49,700 | 51,04,200 | | Sector A TOTAL | 50,60,225 | 47,55,500 | 55,49,204 | 51,03,500 |
| Sector D | Deposits And Advances Budget | | | | | Sector D | Deposits And Advances Budget | | | | |
| DR01 | Students Related Deposits | | | | | DP01 | Students Related Deposits | | | | |
| DR01.302 | Laboratory Deposit | | | | | DP01.302 | Laboratory Deposit | | | | |
| DR01.302.001 | [2110] Receipts Of Deposit | 10,000 | | 4,700 | 9,000 | DP01.302.001 | [5295] Refund Of Deposit | 10,000 | | 4,700 | 9,000 |
| | DR01.302 TOTAL | 10,000 | | 4,700 | 9,000 | | DP01.302 TOTAL | 10,000 | | 4,700 | 9,000 |
| | DR01 TOTAL | 10,000 | | 4,700 | 9,000 | | DP01 TOTAL | 10,000 | | 4,700 | 9,000 |

| RECEIPTS | | | | | | EXPENDITURE | | | | | |
|----------|-------------------------|---|------------------------------------|---|------------------------------------|-------------|-------------------------|---|------------------------------------|---|------------------------------------|
| ALIAS | PARTICULARS | Unaudited Figures For Year 2016 - 2017 | Budget Estimates 2017 - 2018 | Revised Budget Estimates 2017 - 2018 | Budget Estimates 2018 - 2019 | ALIAS | PARTICULARS | Unaudited Figures For Year 2016 - 2017 | Budget Estimates 2017 - 2018 | Revised Budget Estimates 2017 - 2018 | Budget Estimates 2018 - 2019 |
| | Sector D TOTAL | 10,000 | | 4,700 | 9,000 | | Sector D TOTAL | 10,000 | | 4,700 | 9,000 |
| | 5022 Aided Total | 51,29,848 | 47,66,000 | 55,54,400 | 51,13,200 | | 5022 Aided Total | 50,70,225 | 47,55,500 | 55,53,904 | 51,12,500 |



5054 - Department Of Psychology (Marathi), Pune (Aided)

(Old Aided Code : 2410)

| RECEIPTS | | | | | | EXPENDITURE | | | | | |
|--------------|---|--|------------------------------|--------------------------------------|------------------------------|--------------|---|--|------------------------------|--------------------------------------|------------------------------|
| ALIAS | PARTICULARS | Unaudited Figures For Year 2016 - 2017 | Budget Estimates 2017 - 2018 | Revised Budget Estimates 2017 - 2018 | Budget Estimates 2018 - 2019 | ALIAS | PARTICULARS | Unaudited Figures For Year 2016 - 2017 | Budget Estimates 2017 - 2018 | Revised Budget Estimates 2017 - 2018 | Budget Estimates 2018 - 2019 |
| Sector A | Capital And Revenue Receipt / Expenditure Budget | | | | | Sector A | Capital And Revenue Receipt / Expenditure Budget | | | | |
| | | | | | | AP03 | Furniture & Fixtures | | | | |
| | | | | | | AP03.101 | Purchase Of Furniture & Fixtures | | | | |
| | | | | | | AP03.101.002 | [3056] Purchase Of Chairs & Boards | | 20,000 | 16,000 | 10,000 |
| | | | | | | AP03.101.003 | [3057] Purchase Of Tables | | | | |
| | | | | | | AP03.101.004 | [3058] Purchase Of Cupboards | 30,000 | 30,000 | | 20,000 |
| | | | | | | | AP03.101 TOTAL | 30,000 | 50,000 | 16,000 | 30,000 |
| | | | | | | | AP03 TOTAL | 30,000 | 50,000 | 16,000 | 30,000 |
| | | | | | | AP07 | Books & Journals | | | | |
| | | | | | | AP07.101 | Purchase Of Books & Journals | | | | |
| | | | | | | AP07.101.001 | [3155] Purchase Of Books & Journals | 15,000 | 20,000 | 10,000 | 20,000 |
| | | | | | | | AP07.101 TOTAL | 15,000 | 20,000 | 10,000 | 20,000 |
| | | | | | | | AP07 TOTAL | 15,000 | 20,000 | 10,000 | 20,000 |
| AR10 | Other Development Receipts | | | | | | | | | | |
| AR10.101 | Development Fees | | | | | | | | | | |
| AR10.101.001 | [0111] Development Fees From Student - Institute Share | 4,125 | 5,125 | 4,800 | 6,125 | | | | | | |
| | [0112] Development Fees From Student-University Share | 4,125 | 5,125 | 4,800 | 6,125 | | | | | | |
| | [0113] Development Fee | 8,250 | 10,250 | 9,600 | 12,250 | | | | | | |
| | AR10.101 TOTAL | 4,125 | 5,125 | 4,800 | 6,125 | | | | | | |
| | AR10 TOTAL | 4,125 | 5,125 | 4,800 | 6,125 | | | | | | |
| AR21 | Fees From Students & Colleges | | | | | AP21 | Academic & Activity Expenses | | | | |
| AR21.201 | Academic Receipts - University | | | | | AP21.201 | Academic Expenses | | | | |
| AR21.201.010 | [0202] Disaster Management Fee - Net | | | | | AP21.201.001 | [3325] Admission Expenses | | 2,000 | | 1,000 |
| | [6370] Alumni Fee - Gross | 1,700 | 1,700 | 1,100 | 2,400 | AP21.201.016 | [3340] Identity Card Expenses | 2,000 | 2,000 | 2,000 | 2,000 |
| | [6371] Less : 100 % Transfer To University | 1,700 | 1,700 | 1,100 | 2,400 | | | | | | |
| | [6372] Centenary Fees - Gross | 1,700 | | | | | | | | | |
| | [6373] Less :100 % Transfer To Univaersity | | | | | | | | | | |
| | [6374] Subject Association Fees - Gross | 1,750 | 1,250 | 2,000 | 2,450 | | | | | | |
| | [6375] Less : 100 % Transfer To University | 1,750 | 1,250 | 2,000 | 2,450 | | | | | | |
| | [6376] Calender Fees -Gross | | | | | | | | | | |
| | [6377] Less 100% Transfer To University | | | | | | | | | | |

| RECEIPTS | | | | | | EXPENDITURE | | | | | |
|--------------|--|--|------------------------------|--------------------------------------|------------------------------|--------------|-----------------------------------|--|------------------------------|--------------------------------------|------------------------------|
| ALIAS | PARTICULARS | Unaudited Figures For Year 2016 - 2017 | Budget Estimates 2017 - 2018 | Revised Budget Estimates 2017 - 2018 | Budget Estimates 2018 - 2019 | ALIAS | PARTICULARS | Unaudited Figures For Year 2016 - 2017 | Budget Estimates 2017 - 2018 | Revised Budget Estimates 2017 - 2018 | Budget Estimates 2018 - 2019 |
| | AR21.201 TOTAL | | | | | | AP21.201 TOTAL | 2,000 | 4,000 | 2,000 | 3,000 |
| AR21.202 | Academic Receipts -Institution | | | | | AR21.202 | Activity Expenses | | | | |
| AR21.202.001 | [0220] Admission Fee | 7,590 | 9,430 | 8,800 | 11,270 | AR21.202.001 | [3355] Gymkhana Expenses | 7,000 | 7,000 | 7,000 | 7,000 |
| AR21.202.002 | [0221] Tution Fee | 85,500 | 35,000 | 39,000 | 49,000 | AR21.202.003 | [3357] Computer Training Expenses | 16,500 | 20,500 | | |
| AR21.202.003 | [0222] Computer Training Fee | 9,000 | 20,500 | | | AR21.202.009 | [3363] Psychology Lab Expenses | 75,000 | 75,000 | 61,000 | 50,000 |
| AR21.202.004 | [0223] Identity Card Fee | 1,225 | 1,435 | 1,400 | 1,715 | AR21.202.011 | [3365] Educational Tour Expenses | 20,000 | 30,000 | 30,000 | 30,000 |
| | [0224] Diary Fee - Gross | 900 | | | | AR21.202.012 | [3366] Field Visit Expenses | 5,000 | 5,000 | 5,000 | 5,000 |
| | [0225] Diary Fee - Less : 100% Transfer To University | | | | | AR21.202.013 | [3367] Phd Expenses | 30,000 | 30,000 | 18,000 | 30,000 |
| AR21.202.005 | [0226] Diary Fee - Net | 900 | | | | AR21.202.034 | [3388] Awards & Prizes | | 2,000 | 2,000 | 2,000 |
| | [0227] E-Suvidha Fee - Gross | 1,750 | 2,050 | 2,000 | 2,450 | AR21.202.038 | [3391] Guest Lecture | 5,000 | 5,000 | 4,800 | 5,000 |
| | [0228] E-Suvidha - Less : 100% Transfer To University | 1,750 | 2,050 | 2,000 | 2,450 | AR21.202.039 | [3392] Naac Expenses | | | | |
| AR21.202.006 | [0229] E-Suvidha - Net | | | | | AR21.202.117 | [7745] Patent Registration | 1,800 | 2,500 | | |
| | [0230] Students Welfare Fee - Gross | 2,475 | 3,075 | 3,000 | 3,675 | | | | | | |
| | [0231] Students Welfare Fee -Less : Transfer To University | 2,475 | 3,075 | 3,000 | 3,675 | | | | | | |
| AR21.202.007 | [0232] Students Welfare Fee - Net | | | | | | | | | | |
| | [0233] Medical Fee - Gross | 1,225 | 1,435 | 1,400 | 1,715 | | | | | | |
| | [0234] Medical Fee-Less : Transfer To University | 1,225 | 1,425 | 1,400 | 1,715 | | | | | | |
| AR21.202.008 | [0235] Medical Fee - Net | | | | | | | | | | |
| | [0236] Sports Fee - Gross | 3,500 | 1,435 | 3,900 | 4,900 | | | | | | |
| | [0237] Sports Fee -Less : Transfer To University | 3,500 | 1,435 | 3,900 | 4,900 | | | | | | |
| AR21.202.009 | [0238] Sports Fee - Net | | | | | | | | | | |
| | [0239] Disaster Management Fee - Gross | 350 | 410 | 400 | 490 | | | | | | |
| | [0240] Disaster Management Fee -Less : 100% Transfer To University | 350 | 410 | 400 | 490 | | | | | | |
| AR21.202.010 | [0241] Disaster Management Fee - Net | | | | | | | | | | |
| | [0242] Ashwamedh/ Avishkar/ Indradhanushya Fee - Gross | 1,050 | 1,230 | 1,200 | 1,470 | | | | | | |
| | [0243] Ashwamedh/ Avishkar/ Indradhanushya Fee -Less : 100% Transfer To University | 1,050 | 1,230 | 1,200 | 1,470 | | | | | | |
| AR21.202.011 | [0244] Ashwamedh/ Avishkar/ Indradhanushya Fee - Net | | | | | | | | | | |
| | [0245] Eligibility Fee -Gross | 3,000 | 6,250 | 5,000 | 6,250 | | | | | | |
| | [0246] Eligibility Fee -Less : 100% Transfer To University | 3,000 | 6,250 | 5,000 | 6,250 | | | | | | |
| AR21.202.012 | [0247] Eligibility Fee -Net | | | | | | | | | | |
| | [0248] Enrolment Fee - Gross | 2,750 | 6,250 | 9,800 | 6,250 | | | | | | |

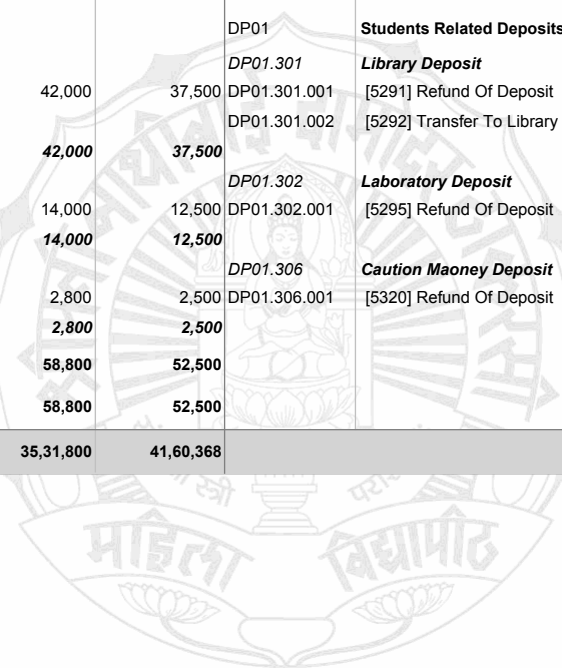
| RECEIPTS | | | | | | EXPENDITURE | | | | | |
|--------------|--|--|------------------------------|--------------------------------------|------------------------------|--------------|------------------------------------|--|------------------------------|--------------------------------------|------------------------------|
| ALIAS | PARTICULARS | Unaudited Figures For Year 2016 - 2017 | Budget Estimates 2017 - 2018 | Revised Budget Estimates 2017 - 2018 | Budget Estimates 2018 - 2019 | ALIAS | PARTICULARS | Unaudited Figures For Year 2016 - 2017 | Budget Estimates 2017 - 2018 | Revised Budget Estimates 2017 - 2018 | Budget Estimates 2018 - 2019 |
| AR21.202.013 | [0249] Enrolment Fee - Less : 100% Transfer To University | 2,750 | 6,250 | 9,800 | 6,250 | | | | | | |
| | [0250] Enrolment Fee - Net | | | | | | | | | | |
| | [0251] Examinations - Gross | 58,400 | 65,600 | 66,400 | 78,400 | | | | | | |
| AR21.202.014 | [0252] Examinations -Less :Transfer To University | 58,400 | 65,600 | 66,400 | 78,400 | | | | | | |
| | [0253] Examinations Fee- Net | | | | | | | | | | |
| | [0254] Practical Examination Fees - Gross | 19,600 | 28,700 | 27,300 | 34,300 | | | | | | |
| AR21.202.015 | [6300] Practical Examinations Fee-Less : Transfer To University | 19,600 | 28,700 | 27,300 | 34,300 | | | | | | |
| | [6301] Practical Examinations Fee - Net | | | | | | | | | | |
| | [6304] Convocation Fee - Gross | 7,650 | 7,650 | 7,700 | 4,950 | | | | | | |
| AR21.202.017 | [6305] Convocation Fee -Less : 100% Transfer To University | 7,650 | 7,650 | 7,700 | 4,950 | | | | | | |
| | [6306] Convocation Fee - Net | | | | | | | | | | |
| | [6307] Library Fee - Gross | 33,000 | 41,000 | 39,000 | 49,000 | | | | | | |
| AR21.202.018 | [6308] Library Fee -Less : 100% Transfer To University Library | 33,000 | 41,000 | 39,000 | 49,000 | | | | | | |
| | [6309] Library Fee - Net | | | | | | | | | | |
| | [6318] Passing Certificate Fee - Gross | 2,850 | 2,550 | 4,300 | 3,600 | | | | | | |
| AR21.202.023 | [6319] Passing Certificate Fee -Less : 100% Transfer To University | 2,850 | 2,550 | 4,300 | 3,600 | | | | | | |
| | [6320] Passing Certificate Fee | | | | | | | | | | |
| | [6321] Dissertation Fee - Gross | 4,250 | 4,000 | 2,800 | 6,000 | | | | | | |
| AR21.202.024 | [6322] Dissertation Fee -Less : 100% Transfer To University | | | | | | | | | | |
| | [6323] Dissertation Fee - Net | 4,250 | 4,000 | 2,800 | 6,000 | | | | | | |
| AR21.202.501 | [6335] Student Insurance Policy | 770 | 902 | 900 | 1,078 | | | | | | |
| | AR21.202 TOTAL | 1,09,235 | 71,267 | 52,900 | 69,063 | | AP21.202 TOTAL | 1,60,300 | 1,77,000 | 1,27,800 | 1,29,000 |
| AR21.203 | Activity Fees | | | | | AR21.203 | Examination Expenses | | | | |
| AR21.203.001 | [0260] Gymkhana Fee | 12,000 | 20,500 | 19,500 | 24,500 | AR21.203.001 | [3470] Printing | | 1,000 | 1,000 | 1,000 |
| AR21.203.002 | [0261] Laboratory Fee | 99,000 | 1,23,000 | 1,70,000 | 1,47,000 | AR21.203.002 | [3471] Stationery | | 3,000 | 3,000 | 3,500 |
| AR21.203.004 | [0263] Internship Fee | 8,500 | 8,000 | 5,500 | 12,000 | AR21.203.004 | [3473] Printing Of Question Papers | | 2,000 | 2,000 | 2,000 |
| AR21.203.012 | [0271] Registration Fee | 1,800 | 2,500 | 2,800 | 2,500 | AR21.203.005 | [3474] Ph.D Remuneration Expenses | 5,000 | 5,000 | 5,000 | 5,000 |
| AR21.203.075 | [0334] T.C. Fees | 430 | 500 | 600 | 330 | AR21.203.006 | [3475] Examination Remuneration | | 1,000 | 1,000 | 1,000 |
| | | | | | | AR21.203.009 | [3478] Dissertation Expenses | 7,000 | 7,000 | 7,000 | 7,000 |
| | | | | | | AR21.203.010 | [3479] Post & Courier Charges | | 500 | 500 | 500 |
| | | | | | | AR21.203.015 | [3484] Practical Examination | 15,000 | 15,000 | 14,500 | 15,000 |
| | | | | | | AR21.203.018 | [3487] Other Contingent Expenses | 2,000 | 2,000 | 2,000 | 2,000 |
| | AR21.203 TOTAL | 1,21,730 | 1,54,500 | 1,98,400 | 1,86,330 | | AP21.203 TOTAL | 29,000 | 36,500 | 36,000 | 37,000 |
| | | | | | | AR21.206 | Seminars & Conferances | | | | |

| RECEIPTS | | | | | | | EXPENDITURE | | | | |
|--------------|--|---|------------------------------------|---|------------------------------------|--------------|---|---|------------------------------------|---|------------------------------------|
| ALIAS | PARTICULARS | Unaudited Figures For Year 2016 - 2017 | Budget Estimates 2017 - 2018 | Revised Budget Estimates 2017 - 2018 | Budget Estimates 2018 - 2019 | ALIAS | PARTICULARS | Unaudited Figures For Year 2016 - 2017 | Budget Estimates 2017 - 2018 | Revised Budget Estimates 2017 - 2018 | Budget Estimates 2018 - 2019 |
| | | | | | | AP21.206.002 | [3516] Stationery | 500 | 500 | 500 | 1,000 |
| | | | | | | AP21.206.004 | [3518] Memorial Lectures | | 1,000 | 1,000 | |
| | | | | | | AP21.206.006 | [3520] Travelling Expenses | 500 | 500 | 500 | 1,500 |
| | | | | | | | AP21.206 TOTAL | 1,000 | 2,000 | 2,000 | 2,500 |
| AR21.207 | Other Fee | | | | | | | | | | |
| AR21.207.002 | [0412] Fine/ Miscellaneous Fee | 5,250 | 6,150 | 5,800 | 7,350 | | | | | | |
| | AR21.207 TOTAL | 5,250 | 6,150 | 5,800 | 7,350 | | | | | | |
| | | | | | | AP21.208 | Library Expenses | | | | |
| | | | | | | AP21.208.001 | [3540] Journals & Periodicals | 2,000 | 2,000 | 2,000 | 3,000 |
| | | | | | | AP21.208.002 | [3536] Binding Charges | 2,000 | 2,000 | 2,000 | 2,500 |
| | | | | | | | AP21.208 TOTAL | 4,000 | 4,000 | 4,000 | 5,500 |
| | | | | | | AP21.209 | Students' Welfare , Sports & Cultural Activitvies Expenses | | | | |
| | | | | | | AP21.209.001 | [3550] Annual Social /Cultural | 2,000 | 2,000 | 2,000 | 2,500 |
| | | | | | | AP21.209.002 | [3551] Function & Festival | 1,000 | 1,000 | 1,000 | 1,000 |
| | | | | | | AP21.209.007 | [3556] Co-Curriculum Activity Expenses | | 3,000 | 3,000 | 4,000 |
| | | | | | | AP21.209.013 | [3562] Workshops & Seminars Expenses | 5,000 | 5,000 | 5,000 | 10,000 |
| | | | | | | AP21.209.017 | [3566] Students Council Expenses | 2,000 | 2,000 | 2,000 | |
| | | | | | | AP21.209.025 | [3574] Other Acitivity Expenses | 500 | 500 | 500 | 1,000 |
| | | | | | | | AP21.209 TOTAL | 10,500 | 13,500 | 13,500 | 18,500 |
| AR21.210 | Ph. D. Fee | | | | | | | | | | |
| AR21.210.001 | [0460] Registration Fee Net | | 2,000 | | 4,000 | | | | | | |
| AR21.210.002 | [0463] Enrolment Fee Net | | 500 | | 1,000 | | | | | | |
| | [0464] Eligibility Fee - Gross | | 500 | | 1,000 | | | | | | |
| | [0465] Eligibility Fee - Less : 100% Transfer To University | | 500 | | 1,000 | | | | | | |
| AR21.210.004 | [0467] Admision Fee | | 1,000 | | 2,000 | | | | | | |
| AR21.210.005 | [0468] Tuition Fee | 99,000 | 1,31,000 | 25,000 | 47,000 | | | | | | |
| AR21.210.006 | [0469] Laboratory Fee | 8,000 | 32,000 | 8,000 | 24,000 | | | | | | |
| AR21.210.007 | [0470] Department Activity Fee | 4,000 | 16,000 | 4,000 | 12,000 | | | | | | |
| | [0471] Caution Deposit - Gross | 600 | 1,000 | | 2,000 | | | | | | |
| | [0472] Caution Deposit - Less : 100% Refundable To Student | | 1,000 | | 2,000 | | | | | | |
| | [0474] Library Fee - Gross | 32,000 | 9,000 | 2,000 | 6,000 | | | | | | |
| | [6350] Library Fee - Less : 100% Trf To Central Library | | 9,000 | 2,000 | 6,000 | | | | | | |
| | [6352] Diary Fee - Gross | 100 | | | | | | | | | |
| | [6353] Diary Fee - Less : 100% Trf To University | | | | | | | | | | |
| AR21.210.011 | [6355] Evaluation Fee | | 2,000 | | | | | | | | |

| RECEIPTS | | | | | | EXPENDITURE | | | | | |
|----------|--|---|------------------------------------|---|------------------------------------|--------------|---|---|------------------------------------|---|------------------------------------|
| ALIAS | PARTICULARS | Unaudited Figures For Year 2016 - 2017 | Budget Estimates 2017 - 2018 | Revised Budget Estimates 2017 - 2018 | Budget Estimates 2018 - 2019 | ALIAS | PARTICULARS | Unaudited Figures For Year 2016 - 2017 | Budget Estimates 2017 - 2018 | Revised Budget Estimates 2017 - 2018 | Budget Estimates 2018 - 2019 |
| | [6356] Library Deposit - Gross | 25,500 | 37,500 | 44,000 | 8,000 | | | | | | |
| | [6357] Library Deposit - Less : 100% Trf To Central Library | 25,500 | 37,500 | 44,000 | 8,000 | | | | | | |
| | AR21.210 TOTAL | 1,11,000 | 1,84,500 | 37,000 | 90,000 | | | | | | |
| | AR21 TOTAL | 3,47,215 | 4,16,417 | 2,94,100 | 3,52,743 | | AP21 TOTAL | 2,06,800 | 2,37,000 | 1,85,300 | 1,95,500 |
| | | | | | | AP22 | Administrative & General Expenses | | | | |
| | | | | | | AP22.201 | Administrative Expenses | | | | |
| | | | | | | AP22.201.001 | [3601] Advertisement And Publicity | | 3,000 | 3,000 | 5,000 |
| | | | | | | AP22.201.002 | [3602] Printing | 2,500 | 2,500 | 2,500 | 3,000 |
| | | | | | | AP22.201.003 | [3603] Stationery | 10,000 | 10,000 | 9,800 | 12,000 |
| | | | | | | AP22.201.004 | [3604] Paper For Printing | 1,000 | 2,000 | 2,000 | 2,500 |
| | | | | | | AP22.201.005 | [3605] Xeroxing Charges | 6,000 | 6,000 | 5,900 | 6,500 |
| | | | | | | AP22.201.006 | [3606] Electricity And Power | 1,000 | 3,000 | 3,000 | 3,000 |
| | | | | | | AP22.201.007 | [3607] Telephone And Internet Charges | 5,000 | 7,000 | 7,000 | 8,000 |
| | | | | | | AP22.201.008 | [3608] Postage , Telegram & Courier Charges | 2,000 | 2,000 | 2,000 | 2,000 |
| | | | | | | AP22.201.010 | [3610] Professional Charges | 2,000 | 2,000 | 2,000 | 2,000 |
| | | | | | | AP22.201.011 | [3611] Meeting Expenses | 1,000 | 1,000 | 1,000 | 2,000 |
| | | | | | | AP22.201.013 | [3613] Contingency Expenses | 1,000 | 1,000 | 1,000 | 1,500 |
| | | | | | | AP22.201.014 | [3614] News Paper, Periodicals (Magaziens & Journals) | 2,000 | 2,000 | 2,000 | 2,000 |
| | | | | | | AP22.201.015 | [3615] Uniform To Peons | | 500 | 500 | 1,000 |
| | | | | | | AP22.201.016 | [3616] Sanitary Materials | 2,000 | 2,000 | 2,000 | 2,200 |
| | | | | | | AP22.201.017 | [3617] Garden Expenditure | 1,000 | 1,000 | 1,000 | 1,100 |
| | | | | | | AP22.201.022 | [3622] Bank Charges | 2,000 | 2,000 | 2,000 | 1,000 |
| | | | | | | AP22.201.023 | [3623] Miscellaneous Expenses | 1,000 | 1,000 | 1,100 | 1,100 |
| | | | | | | AP22.201.024 | [3624] Statutory Audit Charges | 5,000 | 5,000 | 5,000 | 5,000 |
| | | | | | | AP22.201.025 | [3625] Internal Audit Charges | 5,000 | 5,000 | 5,000 | 5,000 |
| | | | | | | AP22.201.028 | [3628] Outsourcing Account Work | 5,000 | 5,000 | 5,000 | 5,000 |
| | | | | | | | AP22.201 TOTAL | 54,500 | 63,000 | 62,800 | 70,900 |
| | | | | | | AP22.202 | Travelling And Transportation Expenses | | | | |
| | | | | | | AP22.202.001 | [3645] Ta/Da Expenses Staff | 7,000 | 7,000 | 6,700 | 7,200 |
| | | | | | | AP22.202.002 | [3646] Ta/Da Expenses Meeting | 4,000 | 5,000 | 1,500 | 2,000 |
| | | | | | | | AP22.202 TOTAL | 11,000 | 12,000 | 8,200 | 9,200 |
| | | | | | | AP22.203 | Insurance & Taxes | | | | |
| | | | | | | AP22.203.001 | [3655] Insurance | 770 | 902 | 902 | 1,000 |
| | | | | | | AP22.203.002 | [3656] Rates And Taxes | 5,000 | 5,000 | | |
| | | | | | | | AP22.203 TOTAL | 5,770 | 5,902 | 902 | 1,000 |
| | | | | | | AP22.204 | Outsource Services | | | | |

| RECEIPTS | | | | | | EXPENDITURE | | | | | |
|--------------|---|--|------------------------------|--------------------------------------|------------------------------|--------------|---|--|------------------------------|--------------------------------------|------------------------------|
| ALIAS | PARTICULARS | Unaudited Figures For Year 2016 - 2017 | Budget Estimates 2017 - 2018 | Revised Budget Estimates 2017 - 2018 | Budget Estimates 2018 - 2019 | ALIAS | PARTICULARS | Unaudited Figures For Year 2016 - 2017 | Budget Estimates 2017 - 2018 | Revised Budget Estimates 2017 - 2018 | Budget Estimates 2018 - 2019 |
| | | | | | | AP22.204.001 | [3665] House Keeping Services | | 2,000 | 2,000 | 2,200 |
| | | | | | | | AP22.204 TOTAL | | 2,000 | 2,000 | 2,200 |
| | | | | | | AP22.205 | Repairs And Maintenance | | | | |
| | | | | | | AP22.205.001 | [3675] Maintenance Of Office Equipments | 5,000 | 5,000 | 4,900 | 5,200 |
| | | | | | | AP22.205.002 | [3676] Maintenance Of Furniture & Fixture | 5,000 | 5,000 | 5,000 | 5,000 |
| | | | | | | AP22.205.003 | [3677] Maintenance Of Electric Installation | 4,000 | 4,000 | 5,000 | 5,000 |
| | | | | | | AP22.205.004 | [3678] Maintenance Of Hardwares | 3,000 | 3,000 | 3,000 | 3,000 |
| | | | | | | AP22.205.010 | [3684] Antivirus Software | 5,000 | 5,000 | 4,800 | 6,000 |
| | | | | | | AP22.205.011 | [3685] Cleaning Material & Services | 1,500 | 1,500 | 1,500 | 1,600 |
| | | | | | | AP22.205.018 | [3692] Maintenance Of Garden | 1,000 | 1,000 | 1,000 | 1,000 |
| | | | | | | AP22.205.026 | [3700] Emergency & Unforeseen Repairs | | 1,000 | 1,000 | 1,000 |
| | | | | | | | AP22.205 TOTAL | 24,500 | 25,500 | 26,200 | 27,800 |
| | | | | | | AP22.206 | Other Expenses | | | | |
| | | | | | | AP22.206.004 | [3713] Hospitality & Sumptuary Expenses | 5,000 | 5,000 | 5,100 | 5,000 |
| | | | | | | AP22.206.008 | [3717] Any Other Contingent Expenses | 1,500 | 1,500 | | |
| | | | | | | | AP22.206 TOTAL | 6,500 | 6,500 | 5,100 | 5,000 |
| | | | | | | | AP22 TOTAL | 1,02,270 | 1,14,902 | 1,05,202 | 1,16,100 |
| AR31 | Salary Grants | | | | | AP31 | Staff Payments & Benefits | | | | |
| AR31.201 | State Government- Salary Grants (Non Teaching /Teaching Staff Under Sps) | | | | | AP31.201 | Aided Salaries (Teaching Staff Approved Under Sps) | | | | |
| AR31.201.001 | [0485] Salary Grant | 32,21,799 | 34,85,900 | 28,21,100 | 34,00,000 | AP31.201.001 | [3750] Pay & Allowances | 31,16,799 | 32,85,900 | 27,21,100 | 33,00,000 |
| | | | | | | AP31.201.002 | [3751] Clock Hour Basis / Consolidated | 1,05,000 | 2,00,000 | 1,00,000 | 1,00,000 |
| | AR31.201 TOTAL | 32,21,799 | 34,85,900 | 28,21,100 | 34,00,000 | | AP31.201 TOTAL | 32,21,799 | 34,85,900 | 28,21,100 | 34,00,000 |
| AR31.203 | SALARY FROM UNIVRSITY FUND | | | | | | | | | | |
| AR31.203.001 | [0510] Salary From University Fund | 2,92,000 | 3,00,000 | 3,18,000 | 3,30,000 | | | | | | |
| | AR31.203 TOTAL | 2,92,000 | 3,00,000 | 3,18,000 | 3,30,000 | | | | | | |
| | | | | | | AP31.204 | Unaided Salaries (Teaching Staff) | | | | |
| | | | | | | AP31.204.006 | [3785] Visiting Faculty Teaching | 90,000 | 88,000 | 1,22,000 | 1,60,000 |
| | | | | | | | AP31.204 TOTAL | 90,000 | 88,000 | 1,22,000 | 1,60,000 |
| | | | | | | AP31.205 | Un Aided Non Teaching | | | | |
| | | | | | | AP31.205.008 | [3807] Temp. Non Teaching Staff | 2,02,000 | 2,12,000 | 1,96,000 | 1,70,000 |
| | | | | | | | AP31.205 TOTAL | 2,02,000 | 2,12,000 | 1,96,000 | 1,70,000 |
| | AR31 TOTAL | 35,13,799 | 37,85,900 | 31,39,100 | 37,30,000 | | AP31 TOTAL | 35,13,799 | 37,85,900 | 31,39,100 | 37,30,000 |
| AR32 | Other Income | | | | | | | | | | |
| AR32.202 | Interest On Saving Accounts | | | | | | | | | | |
| AR32.202.001 | [0520] Interest On Saving Bank Account | 13,886 | 35,000 | 35,000 | 19,000 | | | | | | |
| | AR32.202 TOTAL | 13,886 | 35,000 | 35,000 | 19,000 | | | | | | |

| RECEIPTS | | | | | | EXPENDITURE | | | | | |
|--------------|--|---|------------------------------------|---|------------------------------------|--------------|-------------------------------------|---|------------------------------------|---|------------------------------------|
| ALIAS | PARTICULARS | Unaudited Figures For Year 2016 - 2017 | Budget Estimates 2017 - 2018 | Revised Budget Estimates 2017 - 2018 | Budget Estimates 2018 - 2019 | ALIAS | PARTICULARS | Unaudited Figures For Year 2016 - 2017 | Budget Estimates 2017 - 2018 | Revised Budget Estimates 2017 - 2018 | Budget Estimates 2018 - 2019 |
| | AR32 TOTAL | 13,886 | 35,000 | 35,000 | 19,000 | | | | | | |
| AR33 | Income From Investments | | | | | | | | | | |
| AR33.202 | Investment From University Fund | | | | | | | | | | |
| AR33.202.007 | [0627] Interest On Term Deposits With Bank | | | | | | | | | | |
| | AR33.202 TOTAL | | | | | | | | | | |
| | AR33 TOTAL | | | | | | | | | | |
| | Sector A TOTAL | 38,79,025 | 42,42,442 | 34,73,000 | 41,07,868 | | Sector A TOTAL | 38,67,869 | 42,07,802 | 34,55,602 | 40,91,600 |
| Sector D | Deposits And Advances Budget | | | | | Sector D | Deposits And Advances Budget | | | | |
| DR01 | Students Related Deposits | | | | | DP01 | Students Related Deposits | | | | |
| DR01.301 | Library Deposit | | | | | DP01.301 | Library Deposit | | | | |
| DR01.301.001 | [2105] Receipts Of Deposit | 30,000 | 30,000 | 42,000 | 37,500 | DP01.301.001 | [5291] Refund Of Deposit | | | | |
| | | | | | | DP01.301.002 | [5292] Transfer To Library | 30,000 | 30,000 | 42,000 | 37,500 |
| | DR01.301 TOTAL | 30,000 | 30,000 | 42,000 | 37,500 | | DP01.301 TOTAL | 30,000 | 30,000 | 42,000 | 37,500 |
| DR01.302 | Laboratory Deposit | | | | | DP01.302 | Laboratory Deposit | | | | |
| DR01.302.001 | [2110] Receipts Of Deposit | 9,000 | 10,000 | 14,000 | 12,500 | DP01.302.001 | [5295] Refund Of Deposit | 9,000 | 10,000 | 14,000 | 12,500 |
| | DR01.302 TOTAL | 9,000 | 10,000 | 14,000 | 12,500 | | DP01.302 TOTAL | 9,000 | 10,000 | 14,000 | 12,500 |
| DR01.306 | Caution Maoney Deposit | | | | | DP01.306 | Caution Maoney Deposit | | | | |
| DR01.306.001 | [2171] Caution Money Deposit(refund) | 1,200 | 2,000 | 2,800 | 2,500 | DP01.306.001 | [5320] Refund Of Deposit | 1,200 | 2,000 | 2,800 | 2,500 |
| | DR01.306 TOTAL | 1,200 | 2,000 | 2,800 | 2,500 | | DP01.306 TOTAL | 1,200 | 2,000 | 2,800 | 2,500 |
| | DR01 TOTAL | 40,200 | 42,000 | 58,800 | 52,500 | | DP01 TOTAL | 40,200 | 42,000 | 58,800 | 52,500 |
| | Sector D TOTAL | 40,200 | 42,000 | 58,800 | 52,500 | | Sector D TOTAL | 40,200 | 42,000 | 58,800 | 52,500 |
| | 5054 Aided Total | 39,19,225 | 42,84,442 | 35,31,800 | 41,60,368 | | 5054 Aided Total | 39,08,069 | 42,49,802 | 35,14,402 | 41,44,100 |



5055 - Department Of Communication For Children (Aided)

(Old Aided Code : 2444)

| RECEIPTS | | | | | | EXPENDITURE | | | | | |
|----------|---|---|------------------------------------|---|------------------------------------|--------------|---|---|------------------------------------|---|------------------------------------|
| ALIAS | PARTICULARS | Unaudited Figures For Year 2016 - 2017 | Budget Estimates 2017 - 2018 | Revised Budget Estimates 2017 - 2018 | Budget Estimates 2018 - 2019 | ALIAS | PARTICULARS | Unaudited Figures For Year 2016 - 2017 | Budget Estimates 2017 - 2018 | Revised Budget Estimates 2017 - 2018 | Budget Estimates 2018 - 2019 |
| Sector A | Capital And Revenue Receipt / Expenditure Budget | | | | | Sector A | Capital And Revenue Receipt / Expenditure Budget | | | | |
| | | | | | | AP01 | Land & Building | | | | |
| | | | | | | AP01.102 | Major Repairs & Renovation | | | | |
| | | | | | | AP01.102.005 | [3015] Major Repairs & Renovation | | 2,00,000 | 40,000 | 1,00,000 |
| | | | | | | | AP01.102 TOTAL | | 2,00,000 | 40,000 | 1,00,000 |
| | | | | | | | AP01 TOTAL | | 2,00,000 | 40,000 | 1,00,000 |
| | | | | | | AP03 | Furniture & Fixtures | | | | |
| | | | | | | AP03.101 | Purchase Of Furniture & Fixtures | | | | |
| | | | | | | AP03.101.004 | [3058] Purchase Of Cupboards | | 15,000 | 15,000 | 25,000 |
| | | | | | | AP03.101.010 | [3064] Purchase Of Computer Tables & Storewells | 10,000 | 15,000 | 15,000 | 25,000 |
| | | | | | | | AP03.101 TOTAL | 10,000 | 30,000 | 30,000 | 50,000 |
| | | | | | | | AP03 TOTAL | 10,000 | 30,000 | 30,000 | 50,000 |
| | | | | | | AP04 | Equipments | | | | |
| | | | | | | AP04.101 | Purchase Of Equipments | | | | |
| | | | | | | AP04.101.017 | [3101] Purchase Of Home Theatre System | 10,000 | 25,000 | 25,000 | 25,000 |
| | | | | | | AP04.101.020 | [3104] Purchase Of Lab Equipments | | 20,000 | 15,000 | 20,000 |
| | | | | | | | AP04.101 TOTAL | 10,000 | 45,000 | 40,000 | 45,000 |
| | | | | | | | AP04 TOTAL | 10,000 | 45,000 | 40,000 | 45,000 |
| | | | | | | AP05 | Electrical Installation Work | | | | |
| | | | | | | AP05.101 | New Electrical Installation | | | | |
| | | | | | | AP05.101.002 | [3126] New Electrical Installation | | 15,000 | 5,000 | 15,000 |
| | | | | | | | AP05.101 TOTAL | | 15,000 | 5,000 | 15,000 |
| | | | | | | AP05.102 | Major Repairs To Electrical Installation | | | | |
| | | | | | | AP05.102.002 | [3132] Major Repairs To Electrical Installation | 8,500 | 10,000 | 5,000 | 8,000 |
| | | | | | | | AP05.102 TOTAL | 8,500 | 10,000 | 5,000 | 8,000 |
| | | | | | | | AP05 TOTAL | 8,500 | 25,000 | 10,000 | 23,000 |
| AR09 | Hardware & Peripherals | | | | | AP09 | Hardware & Peripherals | | | | |
| AR09.101 | [0101] Other Capital Receipts | | | | | AP09.101 | Development Exp. | | | | |
| | | | | | | AP09.101.002 | [3201] Purchase Of Hardware | | | | 50,000 |
| | | | | | | AP09.101.006 | [3205] Purchase Of Printer | | 15,000 | 15,000 | 20,000 |

| RECEIPTS | | | | | | EXPENDITURE | | | | | |
|--------------|--|--|------------------------------|--------------------------------------|------------------------------|--------------|---|--|------------------------------|--------------------------------------|------------------------------|
| ALIAS | PARTICULARS | Unaudited Figures For Year 2016 - 2017 | Budget Estimates 2017 - 2018 | Revised Budget Estimates 2017 - 2018 | Budget Estimates 2018 - 2019 | ALIAS | PARTICULARS | Unaudited Figures For Year 2016 - 2017 | Budget Estimates 2017 - 2018 | Revised Budget Estimates 2017 - 2018 | Budget Estimates 2018 - 2019 |
| | AR09 TOTAL | | | | | | AP09.101 TOTAL | | 15,000 | 15,000 | 70,000 |
| | | | | | | | AP09 TOTAL | | 15,000 | 15,000 | 70,000 |
| AR10 | Other Development Receipts | | | | | | | | | | |
| AR10.101 | Development Fees | | | | | | | | | | |
| AR10.101.001 | [0111] Development Fees From Student - Institute Share | 875 | 2,500 | 1,125 | 2,250 | | | | | | |
| | [0112] Development Fees From Student-University Share | 875 | 2,500 | 1,125 | 2,250 | | | | | | |
| | [0113] Development Fee | 3,250 | 5,000 | | | | | | | | |
| | AR10.101 TOTAL | 875 | 2,500 | 1,125 | 2,250 | | | | | | |
| | AR10 TOTAL | 875 | 2,500 | 1,125 | 2,250 | | | | | | |
| AR21 | Fees From Students & Colleges | | | | | AP21 | Academic & Activity Expenses | | | | |
| AR21.201 | Academic Receipts - University | | | | | AP21.201 | Academic Expenses | | | | |
| AR21.201.025 | [0208] Alumni Fees Net | 1,300 | | | | AP21.201.001 | [3325] Admission Expenses | 250 | 5,000 | 5,000 | 6,000 |
| | [6370] Alumni Fee - Gross | | | 900 | 1,800 | AP21.201.002 | [3326] Publications | 864 | 1,500 | 1,500 | 2,500 |
| | [6371] Less : 100 % Transfer To University | | | 900 | 1,800 | AP21.201.005 | [3329] Laboratory Expenses | | | 15,000 | 10,000 |
| | AR21.201 TOTAL | 1,300 | | | | | AP21.201 TOTAL | 1,114 | 21,500 | 16,500 | 28,500 |
| AR21.202 | Academic Receipts -Institution | | | | | AP21.202 | Activity Expenses | | | | |
| AR21.202.001 | [0220] Admission Fee | 2,990 | 5,000 | 2,070 | 4,140 | AP21.202.005 | [3359] Disaster Management Expenses | 190 | 1,000 | 90 | 180 |
| AR21.202.002 | [0221] Tuition Fee | 59,500 | 60,000 | 27,000 | 54,000 | AP21.202.011 | [3365] Educational Tour Expenses | 17,500 | 20,000 | 18,000 | 36,000 |
| AR21.202.003 | [0222] Computer Training Fee | 3,900 | 6,900 | 2,700 | 5,400 | | | | | | |
| AR21.202.004 | [0223] Identity Card Fee | 100 | 700 | | | | | | | | |
| | [0224] Diary Fee - Gross | 350 | | 450 | | | | | | | |
| | [0225] Diary Fee - Less : 100% Transfer To University | 350 | | 450 | | | | | | | |
| AR21.202.005 | [0226] Diary Fee - Net | | | | | | | | | | |
| | [0227] E-Suvidha Fee - Gross | 500 | 1,000 | 450 | 900 | | | | | | |
| | [0228] E-Suvidha - Less : 100% Transfer To University | 584 | 1,000 | 450 | 900 | | | | | | |
| AR21.202.006 | [0229] E-Suvidha - Net | | | | | | | | | | |
| | [0230] Students Welfare Fee - Gross | 975 | 1,500 | 675 | 1,350 | | | | | | |
| | [0231] Students Welfare Fee -Less : Transfer To University | 960 | 1,500 | 675 | 1,350 | | | | | | |
| AR21.202.007 | [0232] Students Welfare Fee - Net | | | | | | | | | | |
| | [0233] Medical Fee - Gross | 455 | 700 | 315 | 630 | | | | | | |
| | [0234] Medical Fee-Less : Transfer To University | 409 | 700 | 315 | 630 | | | | | | |
| AR21.202.008 | [0235] Medical Fee - Net | | | | | | | | | | |
| | [0236] Sports Fee - Gross | 1,300 | 2,000 | 900 | 1,800 | | | | | | |

| RECEIPTS | | | | | | EXPENDITURE | | | | | |
|--------------|--|--|------------------------------|--------------------------------------|------------------------------|-------------|-------------|--|------------------------------|--------------------------------------|------------------------------|
| ALIAS | PARTICULARS | Unaudited Figures For Year 2016 - 2017 | Budget Estimates 2017 - 2018 | Revised Budget Estimates 2017 - 2018 | Budget Estimates 2018 - 2019 | ALIAS | PARTICULARS | Unaudited Figures For Year 2016 - 2017 | Budget Estimates 2017 - 2018 | Revised Budget Estimates 2017 - 2018 | Budget Estimates 2018 - 2019 |
| AR21.202.009 | [0237] Sports Fee -Less : Transfer To University [0238] Sports Fee - Net | 1,169 | 2,000 | 900 | 1,800 | | | | | | |
| | [0239] Disaster Management Fee - Gross | 130 | 250 | 90 | 180 | | | | | | |
| | [0240] Disaster Management Fee -Less : 100% Transfer To University | 108 | 200 | 90 | 180 | | | | | | |
| AR21.202.010 | [0241] Disaster Management Fee - Net | | | | | | | | | | |
| | [0242] Ashwamedh/ Avishkar/ Indradhanushya Fee - Gross | 60 | 650 | 270 | 540 | | | | | | |
| | [0243] Ashwamedh/ Avishkar/ Indradhanushya Fee -Less : 100% Transfer To University | 267 | 600 | 270 | 540 | | | | | | |
| AR21.202.011 | [0244] Ashwamedh/ Avishkar/ Indradhanushya Fee - Net | | | | | | | | | | |
| | [0245] Eligibility Fee -Gross | 750 | 5,000 | 2,000 | 2,500 | | | | | | |
| | [0246] Eligibility Fee -Less : 100% Transfer To University | 1,750 | 5,000 | 2,000 | 2,500 | | | | | | |
| AR21.202.012 | [0247] Eligibility Fee -Net | | | | | | | | | | |
| | [0248] Enrolment Fee - Gross | 1,250 | 5,000 | 2,000 | 2,500 | | | | | | |
| | [0249] Enrolment Fee - Less : 100% Transfer To University | 1,750 | 5,000 | 2,000 | 2,500 | | | | | | |
| AR21.202.013 | [0250] Enrolment Fee - Net | | | | | | | | | | |
| | [0251] Examinations - Gross | 25,100 | 35,000 | 17,100 | 34,200 | | | | | | |
| | [0252] Examinations -Less :Transfer To University | 34,033 | 50,000 | 14,400 | 28,800 | | | | | | |
| AR21.202.014 | [0253] Examinations Fee- Net | 9,718 | | 2,700 | 5,400 | | | | | | |
| | [0254] Practical Examination Fees - Gross | 9,100 | 10,000 | 6,300 | 12,600 | | | | | | |
| | [6300] Practical Examinations Fee-Less : Transfer To University | 4,900 | 12,000 | 6,300 | 12,600 | | | | | | |
| AR21.202.015 | [6301] Practical Examinations Fee - Net | | | | | | | | | | |
| | [6304] Convocation Fee - Gross | 3,150 | 7,500 | 450 | 3,600 | | | | | | |
| | [6305] Convocation Fee -Less : 100% Transfer To University | 3,913 | 7,500 | 450 | 3,600 | | | | | | |
| AR21.202.017 | [6306] Convocation Fee - Net | | | | | | | | | | |
| | [6307] Library Fee - Gross | 2,000 | 20,000 | 9,000 | 18,000 | | | | | | |
| | [6308] Library Fee -Less : 100% Transfer To University Library | | | 9,000 | 18,000 | | | | | | |
| AR21.202.018 | [6309] Library Fee - Net | | | | | | | | | | |
| | [6311] College Library Fee - Less : 100% Transfer To University Library | 19,100 | 7,000 | | | | | | | | |
| | [6318] Passing Certificate Fee - Gross | 1,050 | 3,000 | 150 | 1,200 | | | | | | |
| | [6319] Passing Certificate Fee -Less : 100% Transfer To University | 900 | 3,000 | 150 | 1,200 | | | | | | |

| RECEIPTS | | | | | | EXPENDITURE | | | | | |
|--------------|--|---|------------------------------------|---|------------------------------------|--------------|--|---|------------------------------------|---|------------------------------------|
| ALIAS | PARTICULARS | Unaudited Figures For Year 2016 - 2017 | Budget Estimates 2017 - 2018 | Revised Budget Estimates 2017 - 2018 | Budget Estimates 2018 - 2019 | ALIAS | PARTICULARS | Unaudited Figures For Year 2016 - 2017 | Budget Estimates 2017 - 2018 | Revised Budget Estimates 2017 - 2018 | Budget Estimates 2018 - 2019 |
| AR21.202.023 | [6320] Passing Certificate Fee | | | | | | | | | | |
| | [6321] Dissertation Fee - Gross | 1,750 | 2,000 | 250 | 2,000 | | | | | | |
| | [6322] Dissertation Fee -Less : 100% Transfer To University | 1,500 | 2,000 | 250 | 2,000 | | | | | | |
| AR21.202.024 | [6323] Dissertation Fee - Net | | | | | | | | | | |
| | [6327] Association Fee - Gross | 650 | | 450 | 900 | | | | | | |
| | [6328] Association Fee -Less : 100% Transfer To Univ | | | 450 | 900 | | | | | | |
| AR21.202.026 | [6329] Association Fee - Net | | | | | | | | | | |
| | AR21.202 TOTAL | 76,208 | 72,600 | 34,470 | 68,940 | | AP21.202 TOTAL | 17,690 | 21,000 | 18,090 | 36,180 |
| AR21.203 | Activity Fees | | | | | AP21.203 | Examination Expenses | | | | |
| AR21.203.001 | [0260] Gymkhana Fee | 6,500 | 10,000 | 4,500 | 9,000 | AP21.203.001 | [3470] Printing | 515 | 1,000 | 1,500 | 1,500 |
| AR21.203.002 | [0261] Laboratory Fee | 1,69,000 | 2,50,000 | 1,53,000 | 3,06,000 | AP21.203.002 | [3471] Stationery | 679 | | 4,660 | 8,000 |
| AR21.203.004 | [0263] Internship Fee | 3,500 | 5,000 | 500 | 4,000 | AP21.203.006 | [3475] Examination Remuneration | 6,780 | 8,000 | 8,000 | 11,000 |
| AR21.203.100 | [0359] Resource Centre Fees | | | 1,800 | 3,600 | AP21.203.011 | [3480] Travelling Expenses For Exam. | 3,000 | 5,000 | 5,000 | 7,000 |
| | AR21.203 TOTAL | 1,79,000 | 2,65,000 | 1,59,800 | 3,22,600 | | AP21.203 TOTAL | 10,974 | 14,000 | 19,160 | 27,500 |
| | | | | | | AP21.204 | Refund Of Fees | | | | |
| | | | | | | AP21.204.001 | [3500] Refund Of Course Fees | | | | |
| | | | | | | | AP21.204 TOTAL | | | | |
| AR21.207 | Other Fee | | | | | | | | | | |
| AR21.207.002 | [0412] Fine/ Miscellaneous Fee | 13,000 | 15,000 | 9,000 | 18,000 | | | | | | |
| AR21.207.003 | [0413] Magazine Fee | 650 | 1,500 | 450 | 900 | | | | | | |
| AR21.207.004 | [0414] Co Curricular Fee | 13,000 | 20,000 | 9,000 | 18,000 | | | | | | |
| AR21.207.006 | [0416] Annual Field Work/ Educational/ Industrial Visit Fee | 16,000 | 40,000 | 18,000 | 36,000 | | | | | | |
| AR21.207.007 | [0417] Project Fee | 3,500 | 6,000 | 500 | 4,000 | | | | | | |
| | AR21.207 TOTAL | 46,150 | 82,500 | 36,950 | 76,900 | | | | | | |
| | | | | | | AP21.209 | Students' Welfare , Sports & Cultural Activities Expenses | | | | |
| | | | | | | AP21.209.001 | [3550] Annual Social /Cultural | 20,000 | 20,000 | 20,000 | 20,000 |
| | | | | | | | AP21.209 TOTAL | 20,000 | 20,000 | 20,000 | 20,000 |
| | AR21 TOTAL | 3,02,658 | 4,20,100 | 2,31,220 | 4,68,440 | | AP21 TOTAL | 49,778 | 76,500 | 73,750 | 1,12,180 |
| | | | | | | AP22 | Administrative & General Expenses | | | | |
| | | | | | | AP22.201 | Administrative Expenses | | | | |
| | | | | | | AP22.201.002 | [3602] Printing | | 5,000 | 5,000 | 5,000 |
| | | | | | | AP22.201.003 | [3603] Stationery | 2,700 | 5,000 | 5,000 | 5,000 |
| | | | | | | AP22.201.004 | [3604] Paper For Printing | | | | |
| | | | | | | AP22.201.005 | [3605] Xeroxing Charges | 1,255 | 2,000 | 2,000 | 3,000 |
| | | | | | | AP22.201.007 | [3607] Telephone And Internet Charges | 2,141 | 5,000 | 5,000 | 6,000 |

| RECEIPTS | | | | | | EXPENDITURE | | | | | |
|--------------|---|--|------------------------------|--------------------------------------|------------------------------|--------------|---|--|------------------------------|--------------------------------------|------------------------------|
| ALIAS | PARTICULARS | Unaudited Figures For Year 2016 - 2017 | Budget Estimates 2017 - 2018 | Revised Budget Estimates 2017 - 2018 | Budget Estimates 2018 - 2019 | ALIAS | PARTICULARS | Unaudited Figures For Year 2016 - 2017 | Budget Estimates 2017 - 2018 | Revised Budget Estimates 2017 - 2018 | Budget Estimates 2018 - 2019 |
| | | | | | | AP22.201.008 | [3608] Postage , Telegram & Courier Charges | 720 | 1,500 | 1,500 | 2,000 |
| | | | | | | AP22.201.016 | [3616] Sanitary Materials | 1,780 | 3,000 | 3,000 | 4,000 |
| | | | | | | AP22.201.017 | [3617] Garden Expenditure | 500 | 2,000 | 2,000 | 3,000 |
| | | | | | | AP22.201.021 | [3621] Pest Control | | 2,000 | 2,000 | 2,500 |
| | | | | | | AP22.201.024 | [3624] Statutory Audit Charges | | 5,000 | 5,000 | 5,000 |
| | | | | | | AP22.201.025 | [3625] Internal Audit Charges | | 5,000 | 5,000 | 5,000 |
| | | | | | | AP22.201.028 | [3628] Outsourcing Account Work | | 5,000 | 5,000 | 5,000 |
| | | | | | | AP22.201.030 | [3630] Umbrella To Peons /Staff | | | | |
| | | | | | | AP22.201.038 | [3638] Administrative Expenses | | 2,000 | 2,000 | 2,000 |
| | | | | | | | AP22.201 TOTAL | 9,096 | 42,500 | 42,500 | 47,500 |
| | | | | | | AP22.202 | Travelling And Transportation Expenses | | | | |
| | | | | | | AP22.202.001 | [3645] Ta/Da Expenses Staff | 2,155 | 2,500 | 2,500 | 3,500 |
| | | | | | | | AP22.202 TOTAL | 2,155 | 2,500 | 2,500 | 3,500 |
| | | | | | | AP22.205 | Repairs And Maintenance | | | | |
| | | | | | | AP22.205.001 | [3675] Maintenance Of Office Equipments | 10,480 | 10,000 | 8,000 | 15,000 |
| | | | | | | | AP22.205 TOTAL | 10,480 | 10,000 | 8,000 | 15,000 |
| | | | | | | AP22.206 | Other Expenses | | | | |
| | | | | | | AP22.206.004 | [3713] Hospitality & Sumptuary Expenses | 350 | 2,000 | 2,000 | 3,500 |
| | | | | | | | AP22.206 TOTAL | 350 | 2,000 | 2,000 | 3,500 |
| | | | | | | | AP22 TOTAL | 22,081 | 57,000 | 55,000 | 69,500 |
| AR31 | Salary Grants | | | | | AP31 | Staff Payments & Benefits | | | | |
| AR31.201 | State Government- Salary Grants (Non Teaching /Teaching Staff Under Sps) | | | | | AP31.201 | Aided Salaries (Teaching Staff Approved Under Sps) | | | | |
| AR31.201.001 | [0485] Salary Grant | 54,69,169 | 60,20,000 | 64,24,214 | 66,48,275 | AP31.201.001 | [3750] Pay & Allowances | 4,34,114 | 32,00,000 | 33,65,651 | 35,55,199 |
| | AR31.201 TOTAL | 54,69,169 | 60,20,000 | 64,24,214 | 66,48,275 | | AP31.201 TOTAL | 4,34,114 | 32,00,000 | 33,65,651 | 35,55,199 |
| | | | | | | AP31.202 | Aided Non Teaching | | | | |
| | | | | | | AP31.202.001 | [3760] Pay & Allowances | 3,86,816 | 28,20,000 | 30,58,563 | 30,93,076 |
| | | | | | | | AP31.202 TOTAL | 3,86,816 | 28,20,000 | 30,58,563 | 30,93,076 |
| AR31.203 | SALARY FROM UNIVRSITY FUND | | | | | AP31.205 | Un Aided Non Teaching | | | | |
| AR31.203.001 | [0510] Salary From University Fund | 90,000 | 1,00,000 | 93,000 | 1,00,000 | AP31.205.008 | [3807] Temp. Non Teaching Staff | 90,000 | 1,00,000 | 93,000 | 1,00,000 |
| | AR31.203 TOTAL | 90,000 | 1,00,000 | 93,000 | 1,00,000 | | AP31.205 TOTAL | 90,000 | 1,00,000 | 93,000 | 1,00,000 |
| | AR31 TOTAL | 55,59,169 | 61,20,000 | 65,17,214 | 67,48,275 | | AP31 TOTAL | 9,10,930 | 61,20,000 | 65,17,214 | 67,48,275 |
| AR32 | Other Income | | | | | | | | | | |
| AR32.202 | Interest On Saving Accounts | | | | | | | | | | |
| AR32.202.001 | [0520] Interest On Saving Bank Account | 15,507 | 15,000 | 28,315 | 30,000 | | | | | | |

| RECEIPTS | | | | | | EXPENDITURE | | | | | |
|--------------|---|--|------------------------------|--------------------------------------|------------------------------|--------------|---|--|------------------------------|--------------------------------------|------------------------------|
| ALIAS | PARTICULARS | Unaudited Figures For Year 2016 - 2017 | Budget Estimates 2017 - 2018 | Revised Budget Estimates 2017 - 2018 | Budget Estimates 2018 - 2019 | ALIAS | PARTICULARS | Unaudited Figures For Year 2016 - 2017 | Budget Estimates 2017 - 2018 | Revised Budget Estimates 2017 - 2018 | Budget Estimates 2018 - 2019 |
| | AR32.202 TOTAL | 15,507 | 15,000 | 28,315 | 30,000 | | | | | | |
| | AR32 TOTAL | 15,507 | 15,000 | 28,315 | 30,000 | | | | | | |
| AR33 | Income From Investments | | | | | | | | | | |
| AR33.202 | Investment From University Fund | | | | | | | | | | |
| AR33.202.007 | [0627] Interest On Term Deposits With Bank | 10,000 | 15,000 | 15,000 | 15,000 | | | | | | |
| | AR33.202 TOTAL | 10,000 | 15,000 | 15,000 | 15,000 | | | | | | |
| | AR33 TOTAL | 10,000 | 15,000 | 15,000 | 15,000 | | | | | | |
| AR34 | Sale Of Publications | | | | | | | | | | |
| AR34.203 | Sale Of Prospectus & Admission Forms | | | | | | | | | | |
| AR34.203.001 | [0645] Sale Of Prospectus & Admission Forms | | | 2,400 | 3,000 | | | | | | |
| | AR34.203 TOTAL | | | 2,400 | 3,000 | | | | | | |
| | AR34 TOTAL | | | 2,400 | 3,000 | | | | | | |
| | Sector A TOTAL | 58,88,209 | 65,72,600 | 67,95,274 | 72,66,965 | | Sector A TOTAL | 10,11,289 | 65,68,500 | 67,80,964 | 72,17,955 |
| Sector B | Agency Budget | | | | | Sector B | Agency Budget | | | | |
| | | | | | | BP01 | Grant -In- Aid State /Central Government Agency - Other Than Research Building | | | | |
| | | | | | | BP01.101 | Building | | | | |
| | | | | | | BP01.101.003 | [3927] Building Renovation - Civil Work | | | | |
| | | | | | | | BP01.101 TOTAL | | | | |
| | | | | | | BP01.105 | Hardware & Peripherals | | | | |
| | | | | | | BP01.105.001 | [3945] Purchase Of Hardware | | | | |
| | | | | | | | BP01.105 TOTAL | | | | |
| | | | | | | BP01.108 | Software & Development | | | | |
| | | | | | | BP01.108.001 | [3960] Purchase Of Software | | | | |
| | | | | | | | BP01.108 TOTAL | | | | |
| | | | | | | | BP01 TOTAL | | | | |
| | | | | | | BP06 | Merged Schemes | | | | |
| | | | | | | BP06.102 | Adventure Sports & Development Of Sports Infrastructure & Equipent | | | | |
| | | | | | | BP06.102.001 | [4411] Purchase Of Equipments | | | | |
| | | | | | | | BP06.102 TOTAL | | | | |
| | | | | | | BP06.110 | Establishment Of Career & Counselling Cell In Universities | | | | |
| | | | | | | BP06.110.001 | [4465] Purchase Of Computers & Printers | | | | |
| | | | | | | | BP06.110 TOTAL | | | | |

| RECEIPTS | | | | | | EXPENDITURE | | | | | |
|--------------|--|--|------------------------------|--------------------------------------|------------------------------|--------------|-------------------------------------|--|------------------------------|--------------------------------------|------------------------------|
| ALIAS | PARTICULARS | Unaudited Figures For Year 2016 - 2017 | Budget Estimates 2017 - 2018 | Revised Budget Estimates 2017 - 2018 | Budget Estimates 2018 - 2019 | ALIAS | PARTICULARS | Unaudited Figures For Year 2016 - 2017 | Budget Estimates 2017 - 2018 | Revised Budget Estimates 2017 - 2018 | Budget Estimates 2018 - 2019 |
| | Sector B TOTAL | | | | | | BP06 TOTAL | | | | |
| | | | | | | | Sector B TOTAL | | | | |
| Sector D | Deposits And Advances Budget | | | | | Sector D | Deposits And Advances Budget | | | | |
| DR01 | Students Related Deposits | | | | | DP01 | Students Related Deposits | | | | |
| DR01.301 | Library Deposit | | | | | DP01.301 | Library Deposit | | | | |
| DR01.301.001 | [2105] Receipts Of Deposit | 9,000 | 30,000 | 12,000 | 15,000 | DP01.301.001 | [5291] Refund Of Deposit | 9,000 | 30,000 | 12,000 | 15,000 |
| | DR01.301 TOTAL | 9,000 | 30,000 | 12,000 | 15,000 | | DP01.301 TOTAL | 9,000 | 30,000 | 12,000 | 15,000 |
| DR01.302 | Laboratory Deposit | | | | | DP01.302 | Laboratory Deposit | | | | |
| DR01.302.001 | [2110] Receipts Of Deposit | 6,000 | 10,000 | 8,000 | 10,000 | DP01.302.001 | [5295] Refund Of Deposit | 6,000 | 10,000 | 8,000 | 10,000 |
| | DR01.302 TOTAL | 6,000 | 10,000 | 8,000 | 10,000 | | DP01.302 TOTAL | 6,000 | 10,000 | 8,000 | 10,000 |
| DR01.306 | Caution Maoney Deposit | | | | | DP01.306 | Caution Maoney Deposit | | | | |
| DR01.306.001 | [2171] Caution Money Deposit(refund) | 700 | 2,000 | 800 | 1,000 | DP01.306.001 | [5320] Refund Of Deposit | 700 | 2,000 | 800 | 1,000 |
| | DR01.306 TOTAL | 700 | 2,000 | 800 | 1,000 | | DP01.306 TOTAL | 700 | 2,000 | 800 | 1,000 |
| | DR01 TOTAL | 15,700 | 42,000 | 20,800 | 26,000 | | DP01 TOTAL | 15,700 | 42,000 | 20,800 | 26,000 |
| DR02 | Deposits From Academic Institutions | | | | | | | | | | |
| DR02.302 | Deposits From Conducted Colleges | | | | | | | | | | |
| DR02.302.001 | [2145] Receipts Of Deposit | | | | | | | | | | |
| | DR02.302 TOTAL | | | | | | | | | | |
| | DR02 TOTAL | | | | | | | | | | |
| DR03 | Deposit From Contrators | | | | | | | | | | |
| DR03.301 | Earnest Money Deposit | | | | | | | | | | |
| DR03.301.001 | [2150] Receipts Of Deposit (E.M.D) | | | | | | | | | | |
| | DR03.301 TOTAL | | | | | | | | | | |
| | DR03 TOTAL | | | | | | | | | | |
| | Sector D TOTAL | 15,700 | 42,000 | 20,800 | 26,000 | | Sector D TOTAL | 15,700 | 42,000 | 20,800 | 26,000 |
| | 5055 Aided Total | 59,03,909 | 66,14,600 | 68,16,074 | 72,92,965 | | 5055 Aided Total | 10,26,989 | 66,10,500 | 68,01,764 | 72,43,955 |

0358 - Maharashi Karve Model College for Women, Shriwardhan (Aided)

(Old Aided Code : 4256)

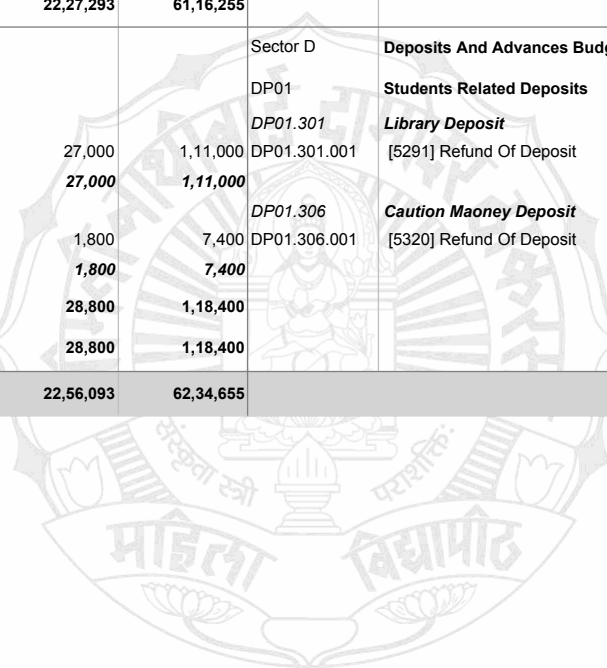
| RECEIPTS | | | | | | EXPENDITURE | | | | | |
|--------------|---|--|------------------------------|--------------------------------------|------------------------------|--------------|---|--|------------------------------|--------------------------------------|------------------------------|
| ALIAS | PARTICULARS | Unaudited Figures For Year 2016 - 2017 | Budget Estimates 2017 - 2018 | Revised Budget Estimates 2017 - 2018 | Budget Estimates 2018 - 2019 | ALIAS | PARTICULARS | Unaudited Figures For Year 2016 - 2017 | Budget Estimates 2017 - 2018 | Revised Budget Estimates 2017 - 2018 | Budget Estimates 2018 - 2019 |
| Sector A | Capital And Revenue Receipt / Expenditure Budget | | | | | Sector A | Capital And Revenue Receipt / Expenditure Budget | | | | |
| | | | | | | AP03 | Furniture & Fixtures | | | | |
| | | | | | | AP03.101 | Purchase Of Furniture & Fixtures | | | | |
| | | | | | | AP03.101.001 | [3065] Purchase Of Furniture | | 60,000 | 50,000 | 60,000 |
| | | | | | | | AP03.101 TOTAL | | 60,000 | 50,000 | 60,000 |
| | | | | | | | AP03 TOTAL | | 60,000 | 50,000 | 60,000 |
| | | | | | | AP04 | Equipments | | | | |
| | | | | | | AP04.101 | Purchase Of Equipments | | | | |
| | | | | | | AP04.101.003 | [3087] Purchase Of Equipment | | 20,000 | 10,000 | 20,000 |
| | | | | | | AP04.101.012 | [3096] Purchase Of Sport Equipments | | 10,000 | 5,000 | 10,000 |
| | | | | | | AP04.101.020 | [3104] Purchase Of Lab Equipments | | 60,000 | 10,000 | 60,000 |
| | | | | | | | AP04.101 TOTAL | | 90,000 | 25,000 | 90,000 |
| | | | | | | AP04.102 | Major Repairs To Equipments | | | | |
| | | | | | | AP04.102.001 | [3120] Repairs To Equipments | | 10,000 | 5,000 | 10,000 |
| | | | | | | | AP04.102 TOTAL | | 10,000 | 5,000 | 10,000 |
| | | | | | | | AP04 TOTAL | | 1,00,000 | 30,000 | 1,00,000 |
| AR10 | Other Development Receipts | | | | | | | | | | |
| AR10.101 | Development Fees | | | | | | | | | | |
| AR10.101.001 | [0111] Development Fees From Student - Institute Share | 15,125 | 21,875 | 13,250 | 21,875 | | | | | | |
| | [0112] Development Fees From Student-University Share | 15,125 | 21,875 | 13,250 | 21,875 | | | | | | |
| | [0113] Development Fee | 30,250 | 43,750 | 26,500 | 43,750 | | | | | | |
| | AR10.101 TOTAL | 15,125 | 21,875 | 13,250 | 21,875 | | | | | | |
| | AR10 TOTAL | 15,125 | 21,875 | 13,250 | 21,875 | | | | | | |
| AR21 | Fees From Students & Colleges | | | | | AP21 | Academic & Activity Expenses | | | | |
| | | | | | | AP21.201 | Academic Expenses | | | | |
| | | | | | | AP21.201.001 | [3325] Admission Expenses | | 15,000 | 10,300 | 15,000 |
| | | | | | | | AP21.201 TOTAL | | 15,000 | 10,300 | 15,000 |
| AR21.202 | Academic Receipts -Institution | | | | | | | | | | |
| AR21.202.001 | [0220] Admission Fee | 27,830 | 40,250 | 24,380 | 40,250 | | | | | | |
| AR21.202.002 | [0221] Tutition Fee | 96,800 | 1,40,000 | 84,800 | 1,40,000 | | | | | | |
| AR21.202.003 | [0222] Computer Training Fee | 36,300 | 52,500 | 31,800 | 52,500 | | | | | | |

| RECEIPTS | | | | | | EXPENDITURE | | | | | |
|--------------|--|--|------------------------------|--------------------------------------|------------------------------|-------------|-------------|--|------------------------------|--------------------------------------|------------------------------|
| ALIAS | PARTICULARS | Unaudited Figures For Year 2016 - 2017 | Budget Estimates 2017 - 2018 | Revised Budget Estimates 2017 - 2018 | Budget Estimates 2018 - 2019 | ALIAS | PARTICULARS | Unaudited Figures For Year 2016 - 2017 | Budget Estimates 2017 - 2018 | Revised Budget Estimates 2017 - 2018 | Budget Estimates 2018 - 2019 |
| AR21.202.004 | [0223] Identity Card Fee | 4,300 | 6,125 | 3,710 | 6,130 | | | | | | |
| | [0224] Diary Fee - Gross | | | | | | | | | | |
| | [0225] Diary Fee - Less : 100% Transfer To University | | | | | | | | | | |
| AR21.202.005 | [0226] Diary Fee - Net | | | | | | | | | | |
| | [0227] E-Suvidha Fee - Gross | 6,050 | 8,750 | 5,300 | 8,750 | | | | | | |
| | [0228] E-Suvidha - Less : 100% Transfer To University | 6,050 | 8,750 | 5,300 | 8,750 | | | | | | |
| AR21.202.006 | [0229] E-Suvidha - Net | | | | | | | | | | |
| | [0230] Students Welfare Fee - Gross | 9,100 | 13,125 | 8,000 | 13,200 | | | | | | |
| | [0231] Students Welfare Fee -Less : Transfer To University | 9,100 | 13,125 | 8,000 | 13,200 | | | | | | |
| AR21.202.007 | [0232] Students Welfare Fee - Net | | | | | | | | | | |
| | [0233] Medical Fee - Gross | 4,250 | 6,125 | 3,750 | 6,150 | | | | | | |
| | [0234] Medical Fee-Less : Transfer To University | 4,250 | 6,125 | 3,750 | 6,150 | | | | | | |
| AR21.202.008 | [0235] Medical Fee - Net | | | | | | | | | | |
| | [0236] Sports Fee - Gross | 12,100 | 17,500 | 10,600 | 17,500 | | | | | | |
| | [0237] Sports Fee -Less : Transfer To University | 12,100 | 17,500 | 10,600 | 17,500 | | | | | | |
| AR21.202.009 | [0238] Sports Fee - Net | | | | | | | | | | |
| | [0239] Disaster Management Fee - Gross | 1,210 | 1,750 | 1,060 | 1,750 | | | | | | |
| | [0240] Disaster Management Fee -Less : 100% Transfer To University | 1,210 | 1,750 | 1,060 | 1,750 | | | | | | |
| AR21.202.010 | [0241] Disaster Management Fee - Net | | | | | | | | | | |
| | [0242] Ashwamedh/ Avishkar/ Indradhanushya Fee - Gross | 3,690 | 5,250 | 3,180 | 5,250 | | | | | | |
| | [0243] Ashwamedh/ Avishkar/ Indradhanushya Fee -Less : 100% Transfer To University | 3,690 | 5,250 | 3,180 | 5,250 | | | | | | |
| AR21.202.011 | [0244] Ashwamedh/ Avishkar/ Indradhanushya Fee - Net | | | | | | | | | | |
| | [0245] Eligibility Fee -Gross | | 500 | | 500 | | | | | | |
| | [0246] Eligibility Fee -Less : 100% Transfer To University | | 500 | | | | | | | | |
| AR21.202.012 | [0247] Eligibility Fee -Net | | | | | | | | | | |
| | [0248] Enrolment Fee - Gross | 15,120 | 28,280 | 5,040 | 30,520 | | | | | | |
| | [0249] Enrolment Fee - Less : 100% Transfer To University | 15,120 | 28,280 | 5,040 | 28,280 | | | | | | |
| AR21.202.013 | [0250] Enrolment Fee - Net | | | | | | | | | | |
| | [0251] Examinations - Gross | 1,85,950 | 2,57,850 | 1,55,000 | 2,57,850 | | | | | | |
| | [0252] Examinations -Less :Transfer To University | 1,11,200 | 1,51,650 | 1,32,400 | 1,51,650 | | | | | | |

| RECEIPTS | | | | | | EXPENDITURE | | | | | |
|--------------|---|---|------------------------------------|---|------------------------------------|-----------------------|--|---|------------------------------------|---|------------------------------------|
| ALIAS | PARTICULARS | Unaudited Figures For Year 2016 - 2017 | Budget Estimates 2017 - 2018 | Revised Budget Estimates 2017 - 2018 | Budget Estimates 2018 - 2019 | ALIAS | PARTICULARS | Unaudited Figures For Year 2016 - 2017 | Budget Estimates 2017 - 2018 | Revised Budget Estimates 2017 - 2018 | Budget Estimates 2018 - 2019 |
| AR21.202.014 | [0253] Examinations Fee- Net | 74,750 | 1,06,200 | 22,600 | 1,06,200 | | | | | | |
| | [0254] Practical Examination Fees - Gross | 62,000 | 78,000 | 46,000 | 78,000 | | | | | | |
| | [6300] Practical Examinations Fee-Less : Transfer To University | 43,000 | 48,000 | 41,000 | 48,000 | | | | | | |
| AR21.202.015 | [6301] Practical Examinations Fee - Net | 19,000 | 30,000 | 5,000 | 30,000 | | | | | | |
| | [6302] Other Examination Fee - Gross | | | | | | | | | | |
| | [6340] Other Examination Fee -Less : Transfer To University | | | | | | | | | | |
| AR21.202.016 | [6303] Other Examinations Fee - Net | | | | | | | | | | |
| | [6304] Convocation Fee - Gross | 7,500 | 7,500 | 15,000 | 15,000 | | | | | | |
| | [6305] Convocation Fee -Less : 100% Transfer To University | 7,500 | 7,500 | 15,000 | 15,000 | | | | | | |
| AR21.202.017 | [6306] Convocation Fee - Net | | | | | | | | | | |
| | [6307] Library Fee - Gross | 1,21,000 | 1,75,000 | 1,06,000 | 1,75,000 | | | | | | |
| | [6308] Library Fee -Less : 100% Transfer To University Library | 1,21,000 | 1,75,000 | 1,06,000 | 1,75,000 | | | | | | |
| AR21.202.018 | [6309] Library Fee - Net | | | | | | | | | | |
| | [6318] Passing Certificate Fee - Gross | 3,000 | 3,000 | 6,000 | 6,000 | | | | | | |
| | [6319] Passing Certificate Fee -Less : 100% Transfer To University | 3,000 | 3,000 | 6,000 | 6,000 | | | | | | |
| AR21.202.023 | [6320] Passing Certificate Fee | | | | | | | | | | |
| | AR21.202 TOTAL | 2,58,980 | 3,75,075 | 1,72,290 | 3,75,080 | | | | | | |
| AR21.203 | Activity Fees | | | | | AP21.203 | Examination Expenses | | | | |
| AR21.203.001 | [0260] Gymkhana Fee | 60,500 | 87,500 | 53,000 | 87,500 | AP21.203.021 | [3490] College Examination Expenses | 35,300 | 80,000 | 47,400 | 70,000 |
| | | | | | | AP21.203.022 | [3491] Competitive Exam | | 15,000 | 10,000 | 15,000 |
| | AR21.203 TOTAL | 60,500 | 87,500 | 53,000 | 87,500 | AP21.203 TOTAL | AP21.203 TOTAL | 35,300 | 95,000 | 57,400 | 85,000 |
| AR21.207 | Other Fee | | | | | | | | | | |
| AR21.207.002 | [0412] Fine/ Miscellaneous Fee | 18,150 | 26,250 | 15,900 | 26,250 | | | | | | |
| AR21.207.003 | [0413] Magazine Fee | 6,050 | 8,750 | 5,300 | 8,750 | | | | | | |
| | AR21.207 TOTAL | 24,200 | 35,000 | 21,200 | 35,000 | | | | | | |
| | | | | | | AP21.208 | Library Expenses | | | | |
| | | | | | | AP21.208.001 | [3540] Jourmals & Periodicals | 6,000 | 50,000 | 10,000 | 50,000 |
| | | | | | | AP21.208 TOTAL | AP21.208 TOTAL | 6,000 | 50,000 | 10,000 | 50,000 |
| | | | | | | AP21.209 | Students' Welfare , Sports & Cultural Activities Expenses | | | | |
| | | | | | | AP21.209.013 | [3562] Workshops & Seminars Expenses | | 30,000 | 45,000 | 30,000 |
| | | | | | | AP21.209.015 | [3564] Other Cultural Activities | 29,100 | 70,000 | 77,000 | 80,000 |
| | | | | | | AP21.209.024 | [3573] Nss Expenses | 42,400 | 30,000 | 30,000 | 32,000 |
| | | | | | | AP21.209 TOTAL | AP21.209 TOTAL | 71,500 | 1,30,000 | 1,52,000 | 1,42,000 |
| | AR21 TOTAL | 3,43,680 | 4,97,575 | 2,46,490 | 4,97,580 | AP21 TOTAL | AP21 TOTAL | 1,12,800 | 2,90,000 | 2,29,700 | 2,92,000 |

| RECEIPTS | | | | | | EXPENDITURE | | | | | |
|--------------|--|--|------------------------------|--------------------------------------|------------------------------|--------------|---|--|------------------------------|--------------------------------------|------------------------------|
| ALIAS | PARTICULARS | Unaudited Figures For Year 2016 - 2017 | Budget Estimates 2017 - 2018 | Revised Budget Estimates 2017 - 2018 | Budget Estimates 2018 - 2019 | ALIAS | PARTICULARS | Unaudited Figures For Year 2016 - 2017 | Budget Estimates 2017 - 2018 | Revised Budget Estimates 2017 - 2018 | Budget Estimates 2018 - 2019 |
| | | | | | | AP22 | Administrative & General Expenses | | | | |
| | | | | | | AP22.201 | Administrative Expenses | | | | |
| | | | | | | AP22.201.001 | [3601] Advertisement And Publicity | | 40,000 | 11,600 | 40,000 |
| | | | | | | AP22.201.002 | [3602] Printing | | 5,000 | 6,100 | 5,000 |
| | | | | | | AP22.201.003 | [3603] Stationery | 7,500 | 20,000 | 3,700 | 20,000 |
| | | | | | | AP22.201.005 | [3605] Xeroxing Charges | 2,200 | 10,000 | 3,100 | 10,000 |
| | | | | | | AP22.201.006 | [3606] Electricity And Power | 16,600 | 30,000 | 18,000 | 30,000 |
| | | | | | | AP22.201.007 | [3607] Telephone And Internet Charges | 37,000 | 40,000 | 38,000 | 40,000 |
| | | | | | | AP22.201.008 | [3608] Postage , Telegram & Courier Charges | | 500 | 300 | 500 |
| | | | | | | AP22.201.011 | [3611] Meeting Expenses | 500 | 2,000 | 1,000 | 2,000 |
| | | | | | | AP22.201.018 | [3618] Staff Welfare Expenses | | 3,000 | | 3,000 |
| | | | | | | AP22.201.023 | [3623] Miscellaneous Expenses | 15,700 | 5,000 | 8,400 | 8,000 |
| | | | | | | AP22.201.024 | [3624] Statutory Audit Charges | | 5,000 | 5,000 | 10,000 |
| | | | | | | AP22.201.025 | [3625] Internal Audit Charges | | 5,000 | 10,000 | 10,000 |
| | | | | | | AP22.201.028 | [3628] Outsourcing Account Work | | 5,000 | | 10,000 |
| | | | | | | AP22.201.038 | [3638] Administrative Expenses | | | | |
| | | | | | | | AP22.201 TOTAL | 79,500 | 1,70,500 | 1,05,200 | 1,88,500 |
| | | | | | | AP22.202 | Travelling And Transportation Expenses | | | | |
| | | | | | | AP22.202.001 | [3645] Ta/Da Expenses Staff | 54,000 | 60,000 | 50,000 | 70,000 |
| | | | | | | AP22.202.002 | [3646] Ta/Da Expenses Meeting | | | | 5,000 |
| | | | | | | AP22.202.003 | [3647] Vehicle Hire Charges | | | | |
| | | | | | | AP22.202.004 | [3648] Food Allowance | | | | |
| | | | | | | | AP22.202 TOTAL | 54,000 | 60,000 | 50,000 | 75,000 |
| | | | | | | AP22.204 | Outsource Services | | | | |
| | | | | | | AP22.204.001 | [3665] House Keeping Services | | 5,000 | | 5,000 |
| | | | | | | | AP22.204 TOTAL | | 5,000 | | 5,000 |
| | | | | | | AP22.205 | Repairs And Maintenance | | | | |
| | | | | | | AP22.205.030 | [3704] Maintenance Of Computer | | 5,000 | | 10,000 |
| | | | | | | | AP22.205 TOTAL | | 5,000 | | 10,000 |
| | | | | | | | AP22 TOTAL | 1,33,500 | 2,40,500 | 1,55,200 | 2,78,500 |
| AR31 | Salary Grants | | | | | AP31 | Staff Payments & Benefits | | | | |
| AR31.201 | State Government- Salary Grants (Non Teaching /Teaching Staff Under Sps) | | | | | AP31.201 | Aided Salaries (Teaching Staff Approved Under Sps) | | | | |
| AR31.201.001 | [0485] Salary Grant | 16,68,066 | 52,46,704 | 17,44,400 | 52,46,800 | AP31.201.001 | [3750] Pay & Allowances | 11,24,600 | 38,82,480 | 11,63,300 | 38,82,480 |
| | | | | | | AP31.201.002 | [3751] Clock Hour Basis / Consolidated | 45,400 | 1,00,000 | 96,800 | 1,00,000 |
| | | | | | | | AP31.201 TOTAL | 11,70,000 | 39,82,480 | 12,60,100 | 39,82,480 |
| AR31.202 | State Government- Other Than Salary Grants (Non Teaching /Teaching Staff Under Sps) | | | | | AP31.202 | Aided Non Teaching | | | | |
| | | 16,68,066 | 52,46,704 | 17,44,400 | 52,46,800 | | | | | | |

| RECEIPTS | | | | | | EXPENDITURE | | | | | |
|--------------|--|---|------------------------------------|---|------------------------------------|--------------|-------------------------------------|---|------------------------------------|---|------------------------------------|
| ALIAS | PARTICULARS | Unaudited Figures For Year 2016 - 2017 | Budget Estimates 2017 - 2018 | Revised Budget Estimates 2017 - 2018 | Budget Estimates 2018 - 2019 | ALIAS | PARTICULARS | Unaudited Figures For Year 2016 - 2017 | Budget Estimates 2017 - 2018 | Revised Budget Estimates 2017 - 2018 | Budget Estimates 2018 - 2019 |
| AR31.202.001 | [0495] State Government | 1,98,353 | 3,00,000 | 1,98,353 | 3,00,000 | AP31.202.001 | [3760] Pay & Allowances | 4,98,000 | 12,64,224 | 4,84,200 | 12,64,230 |
| | AR31.202 TOTAL | 1,98,353 | 3,00,000 | 1,98,353 | 3,00,000 | | AP31.202 TOTAL | 4,98,000 | 12,64,224 | 4,84,200 | 12,64,230 |
| | AR31 TOTAL | 18,66,419 | 55,46,704 | 19,42,753 | 55,46,800 | | AP31 TOTAL | 16,68,000 | 52,46,704 | 17,44,300 | 52,46,710 |
| AR32 | Other Income | | | | | | | | | | |
| AR32.202 | Interest On Saving Accounts | | | | | | | | | | |
| AR32.202.001 | [0520] Interest On Saving Bank Account | 56,900 | 60,000 | 24,800 | 50,000 | | | | | | |
| | AR32.202 TOTAL | 56,900 | 60,000 | 24,800 | 50,000 | | | | | | |
| | AR32 TOTAL | 56,900 | 60,000 | 24,800 | 50,000 | | | | | | |
| | Sector A TOTAL | 22,82,124 | 61,26,154 | 22,27,293 | 61,16,255 | | Sector A TOTAL | 19,14,300 | 59,37,204 | 22,09,200 | 59,77,210 |
| Sector D | Deposits And Advances Budget | | | | | Sector D | Deposits And Advances Budget | | | | |
| DR01 | Students Related Deposits | | | | | DP01 | Students Related Deposits | | | | |
| DR01.301 | Library Deposit | | | | | DP01.301 | Library Deposit | | | | |
| DR01.301.001 | [2105] Receipts Of Deposit | 81,000 | 1,11,000 | 27,000 | 1,11,000 | DP01.301.001 | [5291] Refund Of Deposit | 81,000 | 1,11,000 | 27,000 | 1,11,000 |
| | DR01.301 TOTAL | 81,000 | 1,11,000 | 27,000 | 1,11,000 | | DP01.301 TOTAL | 81,000 | 1,11,000 | 27,000 | 1,11,000 |
| DR01.306 | Caution Maoney Deposit | | | | | DP01.306 | Caution Maoney Deposit | | | | |
| DR01.306.001 | [2171] Caution Money Deposit(refund) | 5,400 | 7,400 | 1,800 | 7,400 | DP01.306.001 | [5320] Refund Of Deposit | 5,400 | 7,400 | 1,800 | 7,400 |
| | DR01.306 TOTAL | 5,400 | 7,400 | 1,800 | 7,400 | | DP01.306 TOTAL | 5,400 | 7,400 | 1,800 | 7,400 |
| | DR01 TOTAL | 86,400 | 1,18,400 | 28,800 | 1,18,400 | | DP01 TOTAL | 86,400 | 1,18,400 | 28,800 | 1,18,400 |
| | Sector D TOTAL | 86,400 | 1,18,400 | 28,800 | 1,18,400 | | Sector D TOTAL | 86,400 | 1,18,400 | 28,800 | 1,18,400 |
| | 0358 Aided Total | 23,68,524 | 62,44,554 | 22,56,093 | 62,34,655 | | 0358 Aided Total | 20,00,700 | 60,55,604 | 22,38,000 | 60,95,610 |





S.N.D.T. Women's University

1, Nathibai Thackersey Road, Mumbai 400020

INSTITUTION WISE BUDGET ESTIMATES & SURPLUS AT A GLANCE (UNAIDED)

Mumbai Churchgate Campus (Unaided)

(Figures in Rs.)

| SECTOR | RECEIPTS | | EXPENDITURE | | SURPLUS | SURPLUS |
|--|---------------------|---------------------|---------------------|---------------------|----------------------|-------------------------|
| | REVISED BUDGET | BUDGET ESTIMATES | REVISED BUDGET | BUDGET ESTIMATES | | |
| | 2017 - 2018 | 2018 - 2019 | 2017 - 2018 | 2018 - 2019 | 2017 - 2018 | 2018 - 2019 |
| Sr No. 1 [0002] S.N.D.T. College of Arts and Commerce, Churchgate, Mumbai | | | | | | Old Unaided Code : 0330 |
| Sector A | 66,63,106.00 | 73,43,350.00 | 37,98,000.00 | 40,15,000.00 | 28,65,106.00 | 33,28,350.00 |
| Sector D | 2,50,800.00 | 12,71,000.00 | 2,50,800.00 | 12,71,000.00 | --- | --- |
| 0002 Total : | 69,13,906.00 | 86,14,350.00 | 40,48,800.00 | 52,86,000.00 | 28,65,106.00 | 33,28,350.00 |
| Sr No. 2 [0019] Department of Adult and Contuning Education, Churchgate, Mumbai | | | | | | Old Unaided Code : 0528 |
| Sector A | 4,13,000.00 | 23,50,700.00 | 2,18,600.00 | 17,35,300.00 | 1,94,400.00 | 6,15,400.00 |
| Sector D | 16,000.00 | 1,36,000.00 | 16,000.00 | 1,36,000.00 | --- | --- |
| 0019 Total : | 4,29,000.00 | 24,86,700.00 | 2,34,600.00 | 18,71,300.00 | 1,94,400.00 | 6,15,400.00 |
| Sr No. 3 [0036] Department of Continuing and Adult Education, Churchgate | | | | | | Old Unaided Code : 0328 |
| Sector A | 18,17,950.00 | 25,30,700.00 | 10,47,700.00 | 19,99,000.00 | 7,70,250.00 | 5,31,700.00 |
| Sector D | 63,000.00 | 72,000.00 | 63,000.00 | 72,000.00 | --- | --- |
| 0036 Total : | 18,80,950.00 | 26,02,700.00 | 11,10,700.00 | 20,71,000.00 | 7,70,250.00 | 5,31,700.00 |
| Sr No. 4 [0078] Department Of Applied Linguistics, Churchgate, Mumbai (Department of Language Teaching) | | | | | | Old Unaided Code : 0514 |
| Sector A | --- | 4,01,100.00 | --- | 4,01,000.00 | --- | 100.00 |
| 0078 Total : | --- | 4,01,100.00 | --- | 4,01,000.00 | --- | 100.00 |
| Sr No. 5 [0079] Department of Guidance and Counselling, Churchgate, Mumbai | | | | | | Old Unaided Code : 0515 |
| Sector A | --- | 4,80,660.00 | --- | 4,70,100.00 | --- | 10,560.00 |
| Sector D | --- | 48,000.00 | --- | 48,000.00 | --- | --- |
| 0079 Total : | --- | 5,28,660.00 | --- | 5,18,100.00 | --- | 10,560.00 |
| Sr No. 6 [0382] Department Of Psychology, Churchgate, Mumbai | | | | | | Old Unaided Code : 0510 |
| Sector A | --- | --- | 42,000.00 | --- | (-) 42,000.00 | --- |
| 0382 Total : | --- | --- | 42,000.00 | --- | (-) 42,000.00 | --- |

| SECTOR | RECEIPTS | | EXPENDITURE | | SURPLUS | SURPLUS |
|--|-----------------------|-----------------------|-----------------------|-----------------------|---------------------|-------------------------|
| | REVISED BUDGET | BUDGET ESTIMATES | REVISED BUDGET | BUDGET ESTIMATES | | |
| | 2017 - 2018 | 2018 - 2019 | 2017 - 2018 | 2018 - 2019 | | |
| Sr No. 7 [0388] Department Of Social Work, Churchgate, Mumbai | | | | | | Old Unaided Code : 0517 |
| Sector A | 19,16,800.00 | 45,55,400.00 | 16,65,300.00 | 29,26,000.00 | 2,51,500.00 | 16,29,400.00 |
| Sector D | 49,800.00 | 64,000.00 | 49,800.00 | 64,000.00 | --- | --- |
| 0388 Total : | 19,66,600.00 | 46,19,400.00 | 17,15,100.00 | 29,90,000.00 | 2,51,500.00 | 16,29,400.00 |
| Sr No. 8 [5009] Department of Education, Churchgate | | | | | | Old Unaided Code : 0523 |
| Sector A | 4,24,020.00 | 8,13,300.00 | 2,89,720.00 | 5,45,500.00 | 1,34,300.00 | 2,67,800.00 |
| Sector D | 10,500.00 | 42,000.00 | 10,500.00 | 42,000.00 | --- | --- |
| 5009 Total : | 4,34,520.00 | 8,55,300.00 | 3,00,220.00 | 5,87,500.00 | 1,34,300.00 | 2,67,800.00 |
| Sr No. 9 [5024] Hostel, Churchgate | | | | | | Old Unaided Code : 0123 |
| Sector A | 93,33,500.00 | 1,06,30,000.00 | 91,53,000.00 | 1,01,08,000.00 | 1,80,500.00 | 5,22,000.00 |
| Sector D | 4,66,000.00 | 5,50,000.00 | 4,66,000.00 | 5,50,000.00 | --- | --- |
| 5024 Total : | 97,99,500.00 | 1,11,80,000.00 | 96,19,000.00 | 1,06,58,000.00 | 1,80,500.00 | 5,22,000.00 |
| Sr No. 10 [5025] Patkar Hall | | | | | | Old Unaided Code : 0124 |
| Sector A | 43,07,250.00 | 58,70,000.00 | 40,16,000.00 | 58,65,000.00 | 2,91,250.00 | 5,000.00 |
| Sector D | 5,95,000.00 | 6,40,000.00 | 5,95,000.00 | 6,40,000.00 | --- | --- |
| 5025 Total : | 49,02,250.00 | 65,10,000.00 | 46,11,000.00 | 65,05,000.00 | 2,91,250.00 | 5,000.00 |
| Sr No. 11 [5026] Department of Psychology (Counselling), Churchgate | | | | | | Old Unaided Code : 0558 |
| Sector A | 10,39,680.00 | 11,13,180.00 | 3,53,600.00 | 10,19,160.00 | 6,86,080.00 | 94,020.00 |
| Sector D | 44,800.00 | 48,000.00 | 44,800.00 | 48,000.00 | --- | --- |
| 5026 Total : | 10,84,480.00 | 11,61,180.00 | 3,98,400.00 | 10,67,160.00 | 6,86,080.00 | 94,020.00 |
| Campus Total : | 2,74,11,206.00 | 3,89,59,390.00 | 2,20,79,820.00 | 3,19,55,060.00 | 53,31,386.00 | 70,04,330.00 |

| SECTOR | RECEIPTS | | EXPENDITURE | | SURPLUS | SURPLUS |
|---------------------------------------|-----------------------|-----------------------|-----------------------|-----------------------|---------------------|-------------------------|
| | REVISED BUDGET | BUDGET ESTIMATES | REVISED BUDGET | BUDGET ESTIMATES | | |
| | 2017 - 2018 | 2018 - 2019 | 2017 - 2018 | 2018 - 2019 | | |
| Sr No. 12 [0001] School of Law | | | | | | Old Unaided Code : 1338 |
| Sector A | 96,08,500.00 | 1,09,73,000.00 | 51,27,000.00 | 73,28,000.00 | 44,81,500.00 | 36,45,000.00 |
| Sector D | 60,40,000.00 | 63,00,000.00 | 60,40,000.00 | 63,00,000.00 | --- | --- |
| 0001 Total : | 1,56,48,500.00 | 1,72,73,000.00 | 1,11,67,000.00 | 1,36,28,000.00 | 44,81,500.00 | 36,45,000.00 |

| SECTOR | R E C E I P T S | | E X P E N D I T U R E | | SURPLUS | SURPLUS |
|---|------------------------|------------------------|------------------------|------------------------|-----------------------|-------------------------|
| | REVISED BUDGET | BUDGET ESTIMATES | REVISED BUDGET | BUDGET ESTIMATES | | |
| | 2017 - 2018 | 2018 - 2019 | 2017 - 2018 | 2018 - 2019 | 2017 - 2018 | 2018 - 2019 |
| Sr No. 13 [0009] S.V.T. College of Home Science (Autonomous) Juhu, Mumbai | | | | | | Old Unaided Code : 1951 |
| Sector A | 57,05,000.00 | 74,79,700.00 | 50,77,000.00 | 63,07,800.00 | 6,28,000.00 | 11,71,900.00 |
| Sector D | 20,000.00 | 20,000.00 | 20,000.00 | 20,000.00 | --- | --- |
| 0009 Total : | 57,25,000.00 | 74,99,700.00 | 50,97,000.00 | 63,27,800.00 | 6,28,000.00 | 11,71,900.00 |
| Sr No. 14 [0013] Research Centre for Womens Studies, Juhu, Mumbai | | | | | | Old Unaided Code : 1336 |
| Sector A | 21,38,000.00 | 21,35,000.00 | 21,32,000.00 | 21,27,000.00 | 6,000.00 | 8,000.00 |
| 0013 Total : | 21,38,000.00 | 21,35,000.00 | 21,32,000.00 | 21,27,000.00 | 6,000.00 | 8,000.00 |
| Sr No. 15 [0035] Jankidevi Bajaj Institute of Management Studies, Santacruz | | | | | | Old Unaided Code : 1342 |
| Sector A | 5,10,31,700.00 | 4,88,58,700.00 | 1,31,51,100.00 | 2,14,10,700.00 | 3,78,80,600.00 | 2,74,48,000.00 |
| Sector C | 3,58,400.00 | 5,30,000.00 | 3,58,400.00 | 5,30,000.00 | --- | --- |
| Sector D | 2,83,000.00 | 34,48,000.00 | 2,83,000.00 | 34,48,000.00 | --- | --- |
| 0035 Total : | 5,16,73,100.00 | 5,28,36,700.00 | 1,37,92,500.00 | 2,53,88,700.00 | 3,78,80,600.00 | 2,74,48,000.00 |
| Sr No. 16 [0049] Usha Mittal Institute of Technology, Santacruz, Mumbai | | | | | | Old Unaided Code : 1341 |
| Sector A | 11,08,78,000.00 | 14,06,10,000.00 | 10,45,25,500.00 | 13,44,42,000.00 | 63,52,500.00 | 61,68,000.00 |
| Sector B | 22,83,000.00 | 20,96,000.00 | 22,83,000.00 | 20,96,000.00 | --- | --- |
| Sector D | 2,59,95,000.00 | 2,62,61,000.00 | 2,59,95,000.00 | 2,62,61,000.00 | --- | --- |
| 0049 Total : | 13,91,56,000.00 | 16,89,67,000.00 | 13,28,03,500.00 | 16,27,99,000.00 | 63,52,500.00 | 61,68,000.00 |
| Sr No. 17 [0050] Post Graduate Department of Computer Science, Santacruz, Mumbai | | | | | | Old Unaided Code : 1543 |
| Sector A | 1,59,46,900.00 | 1,72,98,675.00 | 91,57,800.00 | 1,45,79,600.00 | 67,89,100.00 | 27,19,075.00 |
| Sector D | 1,26,800.00 | 2,50,000.00 | 1,26,800.00 | 2,50,000.00 | --- | --- |
| 0050 Total : | 1,60,73,700.00 | 1,75,48,675.00 | 92,84,600.00 | 1,48,29,600.00 | 67,89,100.00 | 27,19,075.00 |
| Sr No. 18 [0076] Department of Educational Technology, Juhu, Mumbai | | | | | | Old Unaided Code : 1525 |
| Sector A | 1,30,000.00 | --- | 1,19,000.00 | --- | 11,000.00 | --- |
| 0076 Total : | 1,30,000.00 | --- | 1,19,000.00 | --- | 11,000.00 | --- |

| SECTOR | RECEIPTS | | EXPENDITURE | | SURPLUS | SURPLUS |
|---|-----------------------|-----------------------|-----------------------|-----------------------|---------------------|-------------------------|
| | REVISED BUDGET | BUDGET ESTIMATES | REVISED BUDGET | BUDGET ESTIMATES | | |
| | 2017 - 2018 | 2018 - 2019 | 2017 - 2018 | 2018 - 2019 | 2017 - 2018 | 2018 - 2019 |
| Sr No. 19 [0099] Centre for Distance Education, Juhu, Mumbai | | | | | | Old Unaided Code : 1335 |
| Sector A | 2,30,48,500.00 | 2,75,36,400.00 | 2,25,28,300.00 | 2,66,66,000.00 | 5,20,200.00 | 8,70,400.00 |
| Sector C | 4,71,800.00 | 4,24,800.00 | 4,71,800.00 | 4,24,800.00 | --- | --- |
| Sector D | 2,30,000.00 | 3,00,000.00 | 2,30,000.00 | 3,00,000.00 | --- | --- |
| 0099 Total : | 2,37,50,300.00 | 2,82,61,200.00 | 2,32,30,100.00 | 2,73,90,800.00 | 5,20,200.00 | 8,70,400.00 |
| Sr No. 20 [0396] Department Of Food Science and Nutrition, Juhu | | | | | | Old Unaided Code : 1518 |
| Sector A | 23,28,350.00 | 18,38,800.00 | 13,41,400.00 | 18,08,000.00 | 9,86,950.00 | 30,800.00 |
| Sector D | 12,600.00 | 18,000.00 | 12,600.00 | 18,000.00 | --- | --- |
| 0396 Total : | 23,40,950.00 | 18,56,800.00 | 13,54,000.00 | 18,26,000.00 | 9,86,950.00 | 30,800.00 |
| Sr No. 21 [0398] Department Of Human Development, Juhu | | | | | | Old Unaided Code : 1519 |
| Sector A | 15,01,100.00 | 16,18,400.00 | 12,31,100.00 | 16,12,000.00 | 2,70,000.00 | 6,400.00 |
| Sector D | 3,000.00 | 18,000.00 | 3,000.00 | 18,000.00 | --- | --- |
| 0398 Total : | 15,04,100.00 | 16,36,400.00 | 12,34,100.00 | 16,30,000.00 | 2,70,000.00 | 6,400.00 |
| Sr No. 22 [0399] Department Of Extension Education, Juhu | | | | | | Old Unaided Code : 1522 |
| Sector A | 8,79,700.00 | 7,89,800.00 | 5,34,950.00 | 6,40,000.00 | 3,44,750.00 | 1,49,800.00 |
| Sector D | 6,000.00 | 5,500.00 | 6,000.00 | 5,500.00 | --- | --- |
| 0399 Total : | 8,85,700.00 | 7,95,300.00 | 5,40,950.00 | 6,45,500.00 | 3,44,750.00 | 1,49,800.00 |
| Sr No. 23 [5012] Centre of Special Education, PG | | | | | | Old Unaided Code : 1324 |
| Sector A | 49,21,000.00 | 50,02,400.00 | 36,34,000.00 | 48,16,000.00 | 12,87,000.00 | 1,86,400.00 |
| Sector D | 51,000.00 | 26,000.00 | 51,000.00 | 26,000.00 | --- | --- |
| 5012 Total : | 49,72,000.00 | 50,28,400.00 | 36,85,000.00 | 48,42,000.00 | 12,87,000.00 | 1,86,400.00 |
| Sr No. 24 [5027] Hostel, Juhu | | | | | | Old Unaided Code : 1123 |
| Sector A | 2,17,45,600.00 | 2,25,70,000.00 | 1,85,97,600.00 | 2,01,15,000.00 | 31,48,000.00 | 24,55,000.00 |
| Sector D | 9,40,000.00 | 11,73,000.00 | 9,40,000.00 | 11,73,000.00 | --- | --- |
| 5027 Total : | 2,26,85,600.00 | 2,37,43,000.00 | 1,95,37,600.00 | 2,12,88,000.00 | 31,48,000.00 | 24,55,000.00 |
| Sr No. 25 [5029] Ramkrishna Bajaj - CFBP Consumer Education and Testing Centre | | | | | | Old Unaided Code : 1128 |
| Sector A | 16,41,700.00 | 18,96,000.00 | 15,58,250.00 | 18,93,000.00 | 83,450.00 | 3,000.00 |
| 5029 Total : | 16,41,700.00 | 18,96,000.00 | 15,58,250.00 | 18,93,000.00 | 83,450.00 | 3,000.00 |

| SECTOR | RECEIPTS | | EXPENDITURE | | SURPLUS 2017 - 2018 | SURPLUS 2018 - 2019 |
|---|------------------------|------------------------|------------------------|------------------------|------------------------|-------------------------|
| | REVISED BUDGET | BUDGET ESTIMATES | REVISED BUDGET | BUDGET ESTIMATES | | |
| | 2017 - 2018 | 2018 - 2019 | 2017 - 2018 | 2018 - 2019 | | |
| Sr No. 26 [5036] Chintaman Uttamdas Shah College of Pharmacy, PG | | | | | | Old Unaided Code : 1540 |
| Sector A | 83,90,300.00 | 94,32,200.00 | 42,02,200.00 | 66,50,000.00 | 41,88,100.00 | 27,82,200.00 |
| Sector B | 25,00,000.00 | 25,00,000.00 | 25,00,000.00 | 25,00,000.00 | --- | --- |
| Sector D | 91,300.00 | 83,700.00 | 91,300.00 | 83,700.00 | --- | --- |
| 5036 Total : | 1,09,81,600.00 | 1,20,15,900.00 | 67,93,500.00 | 92,33,700.00 | 41,88,100.00 | 27,82,200.00 |
| Sr No. 27 [5060] Premlila Vithaldas Polytechnic, (J D M) Santacruz, Mumbai | | | | | | Old Unaided Code : 1354 |
| Sector A | 26,56,880.00 | 28,25,200.00 | 24,39,700.00 | 26,83,500.00 | 2,17,180.00 | 1,41,700.00 |
| Sector D | 9,000.00 | 22,500.00 | 9,000.00 | 22,500.00 | --- | --- |
| 5060 Total : | 26,65,880.00 | 28,47,700.00 | 24,48,700.00 | 27,06,000.00 | 2,17,180.00 | 1,41,700.00 |
| Sr No. 28 [5061] Premlila Vithaldas Polytechnic, (T & T) Santacruz, Mumbai | | | | | | Old Unaided Code : 1339 |
| Sector A | 3,28,350.00 | 4,98,550.00 | 3,27,600.00 | 4,21,100.00 | 750.00 | 77,450.00 |
| Sector D | 6,300.00 | 24,000.00 | 6,300.00 | 24,000.00 | --- | --- |
| 5061 Total : | 3,34,650.00 | 5,22,550.00 | 3,33,900.00 | 4,45,100.00 | 750.00 | 77,450.00 |
| Campus Total : | 30,23,06,780.00 | 34,48,63,325.00 | 23,51,11,700.00 | 29,70,00,200.00 | 6,71,95,080.00 | 4,78,63,125.00 |

| SECTOR | RECEIPTS | | EXPENDITURE | | SURPLUS 2017 - 2018 | SURPLUS 2018 - 2019 |
|--|---------------------|---------------------|---------------------|---------------------|------------------------|-------------------------|
| | REVISED BUDGET | BUDGET ESTIMATES | REVISED BUDGET | BUDGET ESTIMATES | | |
| | 2017 - 2018 | 2018 - 2019 | 2017 - 2018 | 2018 - 2019 | | |
| Sr No. 29 [0015] S.N.D.T. Arts and Commerce College for Women, BCA Pune | | | | | | Old Unaided Code : 2345 |
| Sector A | 21,94,900.00 | 25,70,400.00 | 15,75,400.00 | 22,06,300.00 | 6,19,500.00 | 3,64,100.00 |
| Sector D | 1,20,000.00 | 1,07,500.00 | 1,20,000.00 | 1,07,500.00 | --- | --- |
| 0015 Total : | 23,14,900.00 | 26,77,900.00 | 16,95,400.00 | 23,13,800.00 | 6,19,500.00 | 3,64,100.00 |
| Sr No. 30 [0016] S.N.D.T. College of Home Science, Pune | | | | | | Old Unaided Code : 2344 |
| Sector A | 15,86,200.00 | 13,03,800.00 | 5,57,800.00 | 8,46,000.00 | 10,28,400.00 | 4,57,800.00 |
| 0016 Total : | 15,86,200.00 | 13,03,800.00 | 5,57,800.00 | 8,46,000.00 | 10,28,400.00 | 4,57,800.00 |
| Sr No. 31 [0430] Department of Food Science and Nutrition,(MSC ,NFP) Pune | | | | | | Old Unaided Code : 2547 |
| Sector A | 18,00,052.00 | 21,97,650.00 | 11,75,300.00 | 21,65,000.00 | 6,24,752.00 | 32,650.00 |
| Sector D | 52,500.00 | 42,000.00 | 52,500.00 | 42,000.00 | --- | --- |
| 0430 Total : | 18,52,552.00 | 22,39,650.00 | 12,27,800.00 | 22,07,000.00 | 6,24,752.00 | 32,650.00 |

| SECTOR | RECEIPTS | | EXPENDITURE | | SURPLUS | SURPLUS |
|---|-----------------------|-----------------------|-----------------------|-----------------------|---------------------|-------------------------|
| | REVISED BUDGET | BUDGET ESTIMATES | REVISED BUDGET | BUDGET ESTIMATES | | |
| | 2017 - 2018 | 2018 - 2019 | 2017 - 2018 | 2018 - 2019 | | |
| Sr No. 32 [5038] Hostel, Pune | | | | | | Old Unaided Code : 2123 |
| Sector A | 1,85,96,100.00 | 2,50,71,600.00 | 1,39,00,100.00 | 1,60,10,000.00 | 46,96,000.00 | 90,61,600.00 |
| Sector C | 92,000.00 | 92,400.00 | 92,000.00 | 92,400.00 | --- | --- |
| Sector D | 7,83,000.00 | 12,15,000.00 | 7,83,000.00 | 12,15,000.00 | --- | --- |
| 5038 Total : | 1,94,71,100.00 | 2,63,79,000.00 | 1,47,75,100.00 | 1,73,17,400.00 | 46,96,000.00 | 90,61,600.00 |
| Sr No. 33 [5039] Department of Continuing Education, Pune | | | | | | Old Unaided Code : 2328 |
| Sector A | 24,28,800.00 | 28,43,000.00 | 17,38,400.00 | 26,59,000.00 | 6,90,400.00 | 1,84,000.00 |
| Sector B | 43,25,600.00 | 46,10,000.00 | 43,25,600.00 | 46,10,000.00 | --- | --- |
| Sector C | 1,00,000.00 | 1,00,000.00 | 1,00,000.00 | 1,00,000.00 | --- | --- |
| Sector D | 81,500.00 | 80,000.00 | 81,500.00 | 80,000.00 | --- | --- |
| 5039 Total : | 69,35,900.00 | 76,33,000.00 | 62,45,500.00 | 74,49,000.00 | 6,90,400.00 | 1,84,000.00 |
| Sr No. 34 [5041] SNDT Arts & Commerce Collge (Sr.), Pune BAF | | | | | | Old Unaided Code : 2357 |
| Sector A | 11,76,000.00 | 12,76,900.00 | 9,58,400.00 | 11,46,600.00 | 2,17,600.00 | 1,30,300.00 |
| Sector D | 45,000.00 | 69,000.00 | 45,000.00 | 69,000.00 | --- | --- |
| 5041 Total : | 12,21,000.00 | 13,45,900.00 | 10,03,400.00 | 12,15,600.00 | 2,17,600.00 | 1,30,300.00 |
| Sr No. 35 [5042] College of Home Science Pune,PG Diploma Dietetics | | | | | | Old Unaided Code : 2544 |
| Sector A | 5,61,500.00 | 7,01,800.00 | 3,54,230.00 | 6,32,000.00 | 2,07,270.00 | 69,800.00 |
| Sector D | 24,000.00 | 30,000.00 | 24,000.00 | 30,000.00 | --- | --- |
| 5042 Total : | 5,85,500.00 | 7,31,800.00 | 3,78,230.00 | 6,62,000.00 | 2,07,270.00 | 69,800.00 |
| Sr No. 36 [5043] College of Home Science, Diploma In Sports Science, Fitness And Nutrition -Pune | | | | | | Old Unaided Code : 2545 |
| Sector A | --- | 3,33,300.00 | --- | 3,33,000.00 | --- | 300.00 |
| 5043 Total : | --- | 3,33,300.00 | --- | 3,33,000.00 | --- | 300.00 |
| Sr No. 37 [5055] Department Of Communication For Children | | | | | | Old Unaided Code : 2559 |
| Sector A | 5,02,110.00 | 18,19,900.00 | 4,75,744.00 | 17,07,800.00 | 26,366.00 | 1,12,100.00 |
| Sector D | 10,400.00 | 52,000.00 | 10,400.00 | 52,000.00 | --- | --- |
| 5055 Total : | 5,12,510.00 | 18,71,900.00 | 4,86,144.00 | 17,59,800.00 | 26,366.00 | 1,12,100.00 |

Pune Campus (Unaided)


(Figures in Rs.)

| SECTOR | RECEIPTS | | EXPENDITURE | | SURPLUS | SURPLUS |
|------------------------------------|-----------------------|-----------------------|-----------------------|-----------------------|---------------------|-------------------------|
| | REVISED BUDGET | BUDGET ESTIMATES | REVISED BUDGET | BUDGET ESTIMATES | | |
| | 2017 - 2018 | 2018 - 2019 | 2017 - 2018 | 2018 - 2019 | 2017 - 2018 | 2018 - 2019 |
| Sr No. 38 [5056] JDBMS Pune | | | | | | Old Unaided Code : 2342 |
| Sector A | --- | 67,00,300.00 | --- | 66,55,600.00 | --- | 44,700.00 |
| Sector D | --- | 15,000.00 | --- | 15,000.00 | --- | --- |
| 5056 Total : | --- | 67,15,300.00 | --- | 66,70,600.00 | --- | 44,700.00 |
| Campus Total : | 3,44,79,662.00 | 5,12,31,550.00 | 2,63,69,374.00 | 4,07,74,200.00 | 81,10,288.00 | 1,04,57,350.00 |

Institution wise Estimates & Surplus at a Glance (Unaided)

(Figures in Rs.)

| PARTICULARS | RECEIPTS | EXPENDITURE | SURPLUS |
|-------------------------------------|-----------------|-----------------|----------------|
| Revised Budget For FY 2017 - 2018 | 36,41,97,648.00 | 28,35,60,894.00 | 8,06,36,754.00 |
| Budget Estimates For FY 2018 - 2019 | 43,50,54,265.00 | 36,97,29,460.00 | 6,53,24,805.00 |







S.N.D.T. Women's University
1, Nathibai Thackersey Road, Mumbai 400020

ANNEXTURE - "B" (UNAIDED)

Mumbai Churchgate Campus

0002 - S.N.D.T. College of Arts and Commerce, Churchgate, Mumbai

(Old Unaided Code : 0330)

Sr. No. 1

0002

| RECEIPTS | | | | | | EXPENDITURE | | | | | |
|----------|---|---|------------------------------------|---|------------------------------------|--------------|---|---|------------------------------------|---|------------------------------------|
| ALIAS | PARTICULARS | Unaudited Figures For Year 2016 - 2017 | Budget Estimates 2017 - 2018 | Revised Budget Estimates 2017 - 2018 | Budget Estimates 2018 - 2019 | ALIAS | PARTICULARS | Unaudited Figures For Year 2016 - 2017 | Budget Estimates 2017 - 2018 | Revised Budget Estimates 2017 - 2018 | Budget Estimates 2018 - 2019 |
| Sector A | Capital And Revenue Receipt / Expenditure Budget | | | | | Sector A | Capital And Revenue Receipt / Expenditure Budget | | | | |
| | | | | | | AP03 | Furniture & Fixtures | | | | |
| | | | | | | AP03.101 | Purchase Of Furniture & Fixtures | | | | |
| | | | | | | AP03.101.001 | [3065] Purchase Of Furniture | | | | 1,25,000 |
| | | | | | | AP03.101.002 | [3056] Purchase Of Chairs & Boards | 13,800 | 60,000 | 60,000 | 60,000 |
| | | | | | | | AP03.101 TOTAL | 13,800 | 60,000 | 60,000 | 1,85,000 |
| | | | | | | | AP03 TOTAL | 13,800 | 60,000 | 60,000 | 1,85,000 |
| | | | | | | AP04 | Equipments | | | | |
| | | | | | | AP04.101 | Purchase Of Equipments | | | | |
| | | | | | | AP04.101.003 | [3087] Purchase Of Equipment | 39,400 | 50,000 | 50,000 | 50,000 |
| | | | | | | | AP04.101 TOTAL | 39,400 | 50,000 | 50,000 | 50,000 |
| | | | | | | | AP04 TOTAL | 39,400 | 50,000 | 50,000 | 50,000 |
| | | | | | | AP07 | Books & Journals | | | | |
| | | | | | | AP07.101 | Purchase Of Books & Journals | | | | |
| | | | | | | AP07.101.002 | [3156] Purchase Of Books For Bscit | 33,100 | 40,000 | 40,000 | 40,000 |
| | | | | | | AP07.101.003 | [3157] Purchase Of Books For Bms | 4,800 | 40,000 | 40,000 | 40,000 |
| | | | | | | | AP07.101 TOTAL | 37,900 | 80,000 | 80,000 | 80,000 |
| | | | | | | | AP07 TOTAL | 37,900 | 80,000 | 80,000 | 80,000 |
| | | | | | | AP08 | Software & Development | | | | |
| | | | | | | AP08.101 | Purchase Of Software | | | | |
| | | | | | | AP08.101.002 | [3171] Purchase Of Software - Bsc It | 68,300 | 1,00,000 | 1,00,000 | 1,00,000 |
| | | | | | | AP08.101.003 | [3172] Purchase Of Software - Bms | 44,600 | 50,000 | 50,000 | 50,000 |
| | | | | | | | AP08.101 TOTAL | 1,12,900 | 1,50,000 | 1,50,000 | 1,50,000 |
| | | | | | | | AP08 TOTAL | 1,12,900 | 1,50,000 | 1,50,000 | 1,50,000 |

| RECEIPTS | | | | | | EXPENDITURE | | | | | |
|--------------|--|--|------------------------------|--------------------------------------|------------------------------|--------------|---|--|------------------------------|--------------------------------------|------------------------------|
| ALIAS | PARTICULARS | Unaudited Figures For Year 2016 - 2017 | Budget Estimates 2017 - 2018 | Revised Budget Estimates 2017 - 2018 | Budget Estimates 2018 - 2019 | ALIAS | PARTICULARS | Unaudited Figures For Year 2016 - 2017 | Budget Estimates 2017 - 2018 | Revised Budget Estimates 2017 - 2018 | Budget Estimates 2018 - 2019 |
| | | | | | | AP09 | Hardware & Peripherals | | | | |
| | | | | | | AP09.101 | Development Exp. | | | | |
| | | | | | | AP09.101.001 | [3200] Purchase Of Computer | | | | |
| | | | | | | AP09.101.004 | [3203] Purchase Of Computers For Bscit | 96,700 | 1,30,000 | 1,30,000 | 1,30,000 |
| | | | | | | AP09.101.005 | [3204] Purchase Of Computers For Bms | 82,700 | 1,50,000 | 1,50,000 | 1,50,000 |
| | | | | | | | AP09.101 TOTAL | 1,79,400 | 2,80,000 | 2,80,000 | 2,80,000 |
| | | | | | | | AP09 TOTAL | 1,79,400 | 2,80,000 | 2,80,000 | 2,80,000 |
| AR10 | Other Development Receipts | | | | | AP10 | Other Development Expenditure | | | | |
| AR10.101 | Development Fees | | | | | AP10.102 | [3225] Investment In Fixed Deposit | | | | |
| AR10.101.001 | [0111] Development Fees From Student - Institute Share | 58,400 | 65,000 | 72,250 | 80,000 | | | | | | |
| | [0112] Development Fees From Student-University Share | 58,400 | 65,000 | 72,250 | 80,000 | | | | | | |
| | [0113] Development Fee | 1,16,800 | | 1,44,500 | 1,60,000 | | | | | | |
| | AR10.101 TOTAL | 58,400 | 65,000 | 72,250 | 80,000 | | | | | | |
| | AR10 TOTAL | 58,400 | 65,000 | 72,250 | 80,000 | | AP10 TOTAL | | | | |
| | | | | | | AP11 | Expenditure From Endowment & Special Fund | | | | |
| | | | | | | AP11.105 | Salary Fund | | | | |
| | | | | | | AP11.105.001 | [3270] Salary Fund Expenses | | | | |
| | | | | | | | AP11.105 TOTAL | | | | |
| | | | | | | | AP11 TOTAL | | | | |
| AR21 | Fees From Students & Colleges | | | | | AP21 | Academic & Activity Expenses | | | | |
| AR21.201 | Academic Receipts - University | | | | | AP21.201 | Academic Expenses | | | | |
| AR21.201.025 | [0208] Alumni Fees Net | | | | | AP21.201.005 | [3329] Laboratory Expenses | | 60,000 | 60,000 | 60,000 |
| | [6370] Alumni Fee - Gross | 5,800 | 6,000 | 6,800 | 7,500 | | | | | | |
| | [6371] Less : 100 % Transfer To University | 5,800 | 6,000 | 6,800 | 7,500 | | | | | | |
| AR21.201.027 | [0210] Centenary Fees Net | | | | | | | | | | |
| | [6372] Centenary Fees - Gross | 2,200 | | | | | | | | | |
| | [6373] Less :100 % Transfer To Univaersity | 2,200 | | | | | | | | | |
| AR21.201.029 | [0212] Calandar Fee Net | | | | | | | | | | |
| | [6376] Calander Fees -Gross | 7,400 | 8,000 | | | | | | | | |
| | [6377] Less 100% Transfer To University | 7,400 | 8,000 | | | | | | | | |
| | AR21.201 TOTAL | | | | | | AP21.201 TOTAL | | 60,000 | 60,000 | 60,000 |
| AR21.202 | Academic Receipts -Institution | | | | | AP21.202 | Activity Expenses | | | | |
| AR21.202.001 | [0220] Admision Fee | 1,31,850 | 1,38,000 | 1,53,170 | 1,69,600 | AP21.202.011 | [3365] Educational Tour Expenses | | 20,000 | 20,000 | 20,000 |

| RECEIPTS | | | | | | EXPENDITURE | | | | | |
|--------------|--|---|------------------------------------|---|------------------------------------|--------------|--|---|------------------------------------|---|------------------------------------|
| ALIAS | PARTICULARS | Unaudited Figures For Year 2016 - 2017 | Budget Estimates 2017 - 2018 | Revised Budget Estimates 2017 - 2018 | Budget Estimates 2018 - 2019 | ALIAS | PARTICULARS | Unaudited Figures For Year 2016 - 2017 | Budget Estimates 2017 - 2018 | Revised Budget Estimates 2017 - 2018 | Budget Estimates 2018 - 2019 |
| AR21.202.002 | [0221] Tuition Fee | 25,28,863 | 35,25,000 | 38,00,000 | 41,50,000 | AP21.202.063 | [3416] It Festival Expenses | 98,300 | 1,00,000 | 1,00,000 | 1,00,000 |
| AR21.202.003 | [0222] Computer Training Fee | 50,100 | 56,000 | 54,600 | 57,000 | AP21.202.064 | [3417] Para Proff Course Expenses | 23,700 | 58,000 | 18,000 | 20,000 |
| AR21.202.004 | [0223] Identity Card Fee | 8,655 | 10,000 | 4,095 | 4,900 | AP21.202.065 | [3418] Light Vocal Music Course Expenses | 44,400 | 54,000 | 64,800 | 72,000 |
| | [0224] Diary Fee - Gross | 12,500 | 13,000 | | | AP21.202.066 | [3419] Voc. Computer Expenses | 3,54,100 | 4,80,000 | 3,50,000 | 3,50,000 |
| | [0225] Diary Fee - Less : 100% Transfer To University | 12,500 | 13,000 | | | AP21.202.068 | [3421] Voc. Travel & Tourism Expenses | 80,000 | 1,50,000 | 1,10,000 | 1,10,000 |
| AR21.202.005 | [0226] Diary Fee - Net | | | | | AP21.202.069 | [3422] Industrial Visit Expenses | 41,000 | 60,000 | 60,000 | 60,000 |
| | [0227] E-Suvidha Fee - Gross | 12,250 | 13,000 | 14,450 | 16,000 | | | | | | |
| | [0228] E-Suvidha - Less : 100% Transfer To University | 12,250 | 13,000 | 14,450 | 16,000 | | | | | | |
| AR21.202.006 | [0229] E-Suvidha - Net | | | | | | | | | | |
| | [0230] Students Welfare Fee - Gross | 18,600 | 19,000 | 21,675 | 24,000 | | | | | | |
| | [0231] Students Welfare Fee -Less : Transfer To University | 18,600 | 19,000 | 21,675 | 24,000 | | | | | | |
| AR21.202.007 | [0232] Students Welfare Fee - Net | | | | | | | | | | |
| | [0233] Medical Fee - Gross | 8,600 | 9,000 | 10,115 | 11,200 | | | | | | |
| | [0234] Medical Fee-Less : Transfer To University | 8,600 | 9,000 | 10,115 | 11,200 | | | | | | |
| AR21.202.008 | [0235] Medical Fee - Net | | | | | | | | | | |
| | [0236] Sports Fee - Gross | 24,300 | 26,000 | 28,900 | 32,000 | | | | | | |
| | [0237] Sports Fee -Less : Transfer To University | 24,300 | 26,000 | 28,900 | 32,000 | | | | | | |
| AR21.202.009 | [0238] Sports Fee - Net | | | | | | | | | | |
| | [0239] Disaster Management Fee - Gross | 2,450 | 3,000 | 2,890 | 3,200 | | | | | | |
| | [0240] Disaster Management Fee -Less : 100% Transfer To University | 2,450 | 3,000 | 2,890 | 3,200 | | | | | | |
| AR21.202.010 | [0241] Disaster Management Fee - Net | | | | | | | | | | |
| | [0242] Ashwamedh/ Avishkar/ Indradhanushya Fee - Gross | 7,400 | 8,000 | 8,670 | 9,600 | | | | | | |
| | [0243] Ashwamedh/ Avishkar/ Indradhanushya Fee -Less : 100% Transfer To University | 7,400 | 8,000 | 8,670 | 9,600 | | | | | | |
| AR21.202.011 | [0244] Ashwamedh/ Avishkar/ Indradhanushya Fee - Net | | | | | | | | | | |
| | [0245] Eligibility Fee -Gross | 2,500 | 4,000 | 4,500 | 5,000 | | | | | | |
| | [0246] Eligibility Fee -Less : 100% Transfer To University | 2,500 | 4,000 | 4,500 | 5,000 | | | | | | |
| AR21.202.012 | [0247] Eligibility Fee -Net | | | | | | | | | | |
| | [0248] Enrolment Fee - Gross | 26,000 | 30,000 | 30,750 | 33,750 | | | | | | |
| | [0249] Enrolment Fee - Less : 100% Transfer To University | 26,000 | 30,000 | 30,500 | 33,750 | | | | | | |
| AR21.202.013 | [0250] Enrolment Fee - Net | | | | | | | | | | |

| RECEIPTS | | | | | | EXPENDITURE | | | | | |
|--------------|---|---|------------------------------------|---|------------------------------------|--------------|--------------------------------------|---|------------------------------------|---|------------------------------------|
| ALIAS | PARTICULARS | Unaudited Figures For Year 2016 - 2017 | Budget Estimates 2017 - 2018 | Revised Budget Estimates 2017 - 2018 | Budget Estimates 2018 - 2019 | ALIAS | PARTICULARS | Unaudited Figures For Year 2016 - 2017 | Budget Estimates 2017 - 2018 | Revised Budget Estimates 2017 - 2018 | Budget Estimates 2018 - 2019 |
| | [0251] Examinations - Gross | 6,32,000 | 7,20,000 | 6,31,000 | 6,95,000 | | | | | | |
| | [0252] Examinations -Less :Transfer To University | 3,13,000 | 4,80,000 | 3,82,000 | 4,10,000 | | | | | | |
| AR21.202.014 | [0253] Examinations Fee- Net | 3,19,000 | 2,40,000 | 2,49,000 | 2,85,000 | | | | | | |
| | [0254] Practical Examination Fees - Gross | 93,200 | 1,31,000 | 1,70,700 | 1,96,500 | | | | | | |
| AR21.202.015 | [6300] Practical Examinations Fee-Less : Transfer To University | 32,000 | 91,000 | 83,700 | 1,06,500 | | | | | | |
| | [6301] Practical Examinations Fee - Net | 61,200 | 40,000 | 87,000 | 90,000 | | | | | | |
| | [6302] Other Examination Fee - Gross | | | | | | | | | | |
| | [6304] Convocation Fee - Gross | 19,900 | 23,000 | 25,500 | 28,125 | | | | | | |
| AR21.202.017 | [6305] Convocation Fee -Less : 100% Transfer To University | 19,900 | 23,000 | 25,500 | 28,125 | | | | | | |
| | [6306] Convocation Fee - Net | | | | | | | | | | |
| | [6307] Library Fee - Gross | 2,33,200 | 2,60,000 | 2,89,000 | 3,20,000 | | | | | | |
| AR21.202.018 | [6308] Library Fee -Less : 100% Transfer To University Library | 2,33,200 | 2,60,000 | 2,89,000 | 3,20,000 | | | | | | |
| | [6309] Library Fee - Net | | | | | | | | | | |
| | [6318] Passing Certificate Fee - Gross | 8,700 | 9,000 | 10,200 | 11,250 | | | | | | |
| AR21.202.023 | [6319] Passing Certificate Fee -Less : 100% Transfer To University | 8,700 | 9,000 | 10,200 | 11,250 | | | | | | |
| | [6320] Passing Certificate Fee | | | | | | | | | | |
| | AR21.202 TOTAL | 30,99,668 | 40,09,000 | 43,47,865 | 47,56,500 | | AP21.202 TOTAL | 6,41,500 | 9,22,000 | 7,22,800 | 7,32,000 |
| AR21.203 | Activity Fees | | | | | AP21.203 | Examination Expenses | | | | |
| AR21.203.001 | [0260] Gymkhana Fee | 1,12,634 | 1,30,000 | 1,44,500 | 1,60,000 | AP21.203.002 | [3471] Stationery | 29,393 | 30,000 | 30,000 | 30,000 |
| AR21.203.002 | [0261] Laboratory Fee | 3,60,003 | 3,75,000 | 5,35,000 | 6,50,000 | AP21.203.003 | [3472] Printing Of Answer Books | 75,346 | 1,00,000 | 1,00,000 | 1,00,000 |
| AR21.203.005 | [0264] Placement Fee | 29,000 | 30,000 | 34,000 | 37,500 | AP21.203.004 | [3473] Printing Of Question Papers | | | | |
| AR21.203.009 | [0268] Dissertation Fee | 3,250 | 4,000 | 5,000 | 6,250 | AP21.203.006 | [3475] Examination Remuneration | 31,446 | 70,000 | 50,000 | 50,000 |
| AR21.203.018 | [0277] Swaymsiddha Fee | | | | | AP21.203.011 | [3480] Travelling Expenses For Exam. | | | | |
| AR21.203.055 | [0314] Computer Lab Fees | 1,77,000 | 1,85,000 | 1,82,000 | 1,90,000 | AP21.203.013 | [3482] Paper Setting | 12,250 | 28,000 | 15,000 | 15,000 |
| AR21.203.056 | [0315] Computer Fees | | | | | AP21.203.015 | [3484] Practical Examination | 8,616 | 10,000 | 8,000 | 8,000 |
| AR21.203.057 | [0316] Lab Deposit | | | | | | | | | | |
| AR21.203.068 | [0327] Annual Miscell Aneous | 36,900 | 39,000 | 43,350 | 48,000 | | | | | | |
| AR21.203.082 | [0341] Para Proff Course Fee | 32,000 | 64,000 | 20,000 | 20,000 | | | | | | |
| AR21.203.083 | [0342] Light Vocal Music Fee | 49,500 | 60,000 | 72,000 | 72,000 | | | | | | |
| AR21.203.084 | [0343] Voc. Computer Fee | 2,56,000 | 3,20,000 | 3,64,000 | 3,80,000 | | | | | | |
| AR21.203.085 | [0344] Voc. Insurance Fee | | | | | | | | | | |
| AR21.203.086 | [0345] Voc. Travel & Tourisum Fee | 12,000 | 30,000 | 60,000 | 75,000 | | | | | | |
| AR21.203.087 | [0346] It Festival | 2,000 | 50,000 | 50,000 | 50,000 | | | | | | |
| AR21.203.096 | [0355] Insurance Fees | 6,000 | 6,000 | 6,400 | 7,100 | | | | | | |
| | AR21.203 TOTAL | 10,76,287 | 12,93,000 | 15,16,250 | 16,95,850 | | AP21.203 TOTAL | 1,57,051 | 2,38,000 | 2,03,000 | 2,03,000 |

| RECEIPTS | | | | | | EXPENDITURE | | | | | |
|--------------|---|--|------------------------------|--------------------------------------|------------------------------|--------------|--|--|------------------------------|--------------------------------------|------------------------------|
| ALIAS | PARTICULARS | Unaudited Figures For Year 2016 - 2017 | Budget Estimates 2017 - 2018 | Revised Budget Estimates 2017 - 2018 | Budget Estimates 2018 - 2019 | ALIAS | PARTICULARS | Unaudited Figures For Year 2016 - 2017 | Budget Estimates 2017 - 2018 | Revised Budget Estimates 2017 - 2018 | Budget Estimates 2018 - 2019 |
| | | | | | | AP21.206 | Seminars & Conferences | | | | |
| | | | | | | AP21.206.011 | [7858] Contingency Expenses | | | | |
| | | | | | | | AP21.206 TOTAL | | | | |
| AR21.207 | Other Fee | | | | | | | | | | |
| AR21.207.002 | [0412] Fine/ Miscellaneous Fee | | | | | | | | | | |
| AR21.207.003 | [0413] Magazine Fee | 12,450 | 13,000 | 14,450 | 16,000 | | | | | | |
| AR21.207.004 | [0414] Co Curricular Fee | 88,500 | 93,000 | 91,000 | 95,000 | | | | | | |
| AR21.207.006 | [0416] Annual Field Work/ Educational/ Industrial Visit Fee | 1,77,000 | 1,85,000 | 1,82,000 | 1,90,000 | | | | | | |
| AR21.207.007 | [0417] Project Fee | 22,500 | 23,000 | 24,000 | 25,000 | | | | | | |
| AR21.207.014 | [0424] Other Fees / Other Income | 69,600 | 1,00,000 | 1,07,000 | 1,30,000 | | | | | | |
| | AR21.207 TOTAL | 3,70,050 | 4,14,000 | 4,18,450 | 4,56,000 | | | | | | |
| | | | | | | AP21.209 | Students' Welfare , Sports & Cultural Activities Expenses | | | | |
| | | | | | | AP21.209.013 | [3562] Workshops & Seminars Expenses | 46,500 | 50,000 | 50,000 | 50,000 |
| | | | | | | | AP21.209 TOTAL | 46,500 | 50,000 | 50,000 | 50,000 |
| | AR21 TOTAL | 45,46,005 | 57,16,000 | 62,82,565 | 69,08,350 | | AP21 TOTAL | 8,45,051 | 12,70,000 | 10,35,800 | 10,45,000 |
| | | | | | | AP22 | Administrative & General Expenses | | | | |
| | | | | | | AP22.201 | Administrative Expenses | | | | |
| | | | | | | AP22.201.001 | [3601] Advertisement And Publicity | | 30,000 | 30,000 | 30,000 |
| | | | | | | AP22.201.003 | [3603] Stationery | 70,446 | 1,00,000 | 1,00,000 | 1,00,000 |
| | | | | | | AP22.201.005 | [3605] Xeroxing Charges | 12,026 | 12,000 | 12,000 | 12,000 |
| | | | | | | AP22.201.006 | [3606] Electricity And Power | | 76,000 | 76,000 | 76,000 |
| | | | | | | AP22.201.007 | [3607] Telephone And Internet Charges | 29,324 | 30,000 | 30,000 | 30,000 |
| | | | | | | AP22.201.011 | [3611] Meeting Expenses | 1,237 | 7,000 | 5,000 | 5,000 |
| | | | | | | AP22.201.016 | [3616] Sanitary Materials | 1,519 | 8,000 | 8,000 | 8,000 |
| | | | | | | AP22.201.023 | [3623] Miscellaneous Expenses | 2,500 | 10,000 | 5,000 | 5,000 |
| | | | | | | AP22.201.025 | [3625] Internal Audit Charges | | 10,000 | 10,000 | 10,000 |
| | | | | | | AP22.201.046 | [7906] Sundry Expenses | 1,61,298 | 2,40,000 | 40,000 | 41,000 |
| | | | | | | | AP22.201 TOTAL | 2,78,350 | 5,23,000 | 3,16,000 | 3,17,000 |
| | | | | | | AP22.202 | Travelling And Transportation Expenses | | | | |
| | | | | | | AP22.202.001 | [3645] Ta/Da Expenses Staff | 1,510 | 5,000 | 5,000 | 5,000 |
| | | | | | | | AP22.202 TOTAL | 1,510 | 5,000 | 5,000 | 5,000 |
| | | | | | | AP22.203 | Insurance & Taxes | | | | |
| | | | | | | AP22.203.001 | [3655] Insurance | | | | |
| | | | | | | | AP22.203 TOTAL | | | | |
| | | | | | | AP22.205 | Repairs And Maintenance | | | | |
| | | | | | | AP22.205.001 | [3675] Maintenance Of Office Equipments | 5,450 | 25,000 | 15,000 | 25,000 |
| | | | | | | AP22.205.002 | [3676] Maintenance Of Furniture & Fixture | | 30,000 | 72,000 | 60,000 |

| RECEIPTS | | | | | | EXPENDITURE | | | | | |
|--------------|--|---|------------------------------------|---|------------------------------------|--------------|---|---|------------------------------------|---|------------------------------------|
| ALIAS | PARTICULARS | Unaudited Figures For Year 2016 - 2017 | Budget Estimates 2017 - 2018 | Revised Budget Estimates 2017 - 2018 | Budget Estimates 2018 - 2019 | ALIAS | PARTICULARS | Unaudited Figures For Year 2016 - 2017 | Budget Estimates 2017 - 2018 | Revised Budget Estimates 2017 - 2018 | Budget Estimates 2018 - 2019 |
| | | | | | | AP22.205.003 | [3677] Maintenance Of Electric Installation | | | | |
| | | | | | | AP22.205.004 | [3678] Maintenance Of Hardwares | 2,316 | 45,000 | 55,000 | 50,000 |
| | | | | | | AP22.205.005 | [3679] Maintenance Of Software | | 15,000 | 20,000 | 20,000 |
| | | | | | | AP22.205.006 | [3680] Maintenance Of AC | 4,350 | 18,000 | 20,000 | 20,000 |
| | | | | | | AP22.205.012 | [3686] Maintenance Of Building | | | | |
| | | | | | | | AP22.205 TOTAL | 12,116 | 1,33,000 | 1,82,000 | 1,75,000 |
| | | | | | | AP22.207 | Contribution To Reserve Funds | | | | |
| | | | | | | AP22.207.004 | [3733] Salary Fund | | | | |
| | | | | | | | AP22.207 TOTAL | | | | |
| | | | | | | | AP22 TOTAL | 2,91,976 | 6,61,000 | 5,03,000 | 4,97,000 |
| | | | | | | AP31 | Staff Payments & Benefits | | | | |
| | | | | | | AP31.204 | Unaided Salaries (Teaching Staff) | | | | |
| | | | | | | AP31.204.001 | [3780] Pay & Allowances | | | | |
| | | | | | | AP31.204.002 | [3781] Clock Hour Basis / Consolidated | 12,14,700 | 16,68,000 | 11,98,000 | 11,98,000 |
| | | | | | | AP31.204.006 | [3785] Visiting Faculty Teaching | 1,99,100 | 2,00,000 | 2,00,000 | 2,00,000 |
| | | | | | | | AP31.204 TOTAL | 14,13,800 | 18,68,000 | 13,98,000 | 13,98,000 |
| | | | | | | AP31.205 | Un Aided Non Teaching | | | | |
| | | | | | | AP31.205.001 | [3793] Pay & Allowances | | 1,00,000 | | |
| | | | | | | AP31.205.008 | [3807] Temp. Non Teaching Staff | 1,26,100 | 2,70,000 | 2,41,200 | 3,30,000 |
| | | | | | | | AP31.205 TOTAL | 1,26,100 | 3,70,000 | 2,41,200 | 3,30,000 |
| | | | | | | | AP31 TOTAL | 15,39,900 | 22,38,000 | 16,39,200 | 17,28,000 |
| AR32 | Other Income | | | | | | | | | | |
| AR32.202 | Interest On Saving Accounts | | | | | | | | | | |
| AR32.202.001 | [0520] Interest On Saving Bank Account | 1,74,378 | 2,00,000 | 90,791 | 50,000 | | | | | | |
| | AR32.202 TOTAL | 1,74,378 | 2,00,000 | 90,791 | 50,000 | | | | | | |
| AR32.208 | Miscellaneous Receipts | | | | | | | | | | |
| AR32.208.017 | [0577] Sundry Receipts | | | | | | | | | | |
| | AR32.208 TOTAL | | | | | | | | | | |
| | AR32 TOTAL | 1,74,378 | 2,00,000 | 90,791 | 50,000 | | | | | | |
| AR33 | Income From Investments | | | | | | | | | | |
| AR33.202 | Investment From University Fund | | | | | | | | | | |
| AR33.202.007 | [0627] Interest On Term Deposits With Bank | 5,03,598 | 2,18,000 | 2,17,500 | 3,05,000 | | | | | | |
| | AR33.202 TOTAL | 5,03,598 | 2,18,000 | 2,17,500 | 3,05,000 | | | | | | |
| | AR33 TOTAL | 5,03,598 | 2,18,000 | 2,17,500 | 3,05,000 | | | | | | |
| | Sector A TOTAL | 52,82,381 | 61,99,000 | 66,63,106 | 73,43,350 | | Sector A TOTAL | 30,60,327 | 47,89,000 | 37,98,000 | 40,15,000 |

| RECEIPTS | | | | | | EXPENDITURE | | | | | |
|--------------|--|--|------------------------------|--------------------------------------|------------------------------|--------------|--|--|------------------------------|--------------------------------------|------------------------------|
| ALIAS | PARTICULARS | Unaudited Figures For Year 2016 - 2017 | Budget Estimates 2017 - 2018 | Revised Budget Estimates 2017 - 2018 | Budget Estimates 2018 - 2019 | ALIAS | PARTICULARS | Unaudited Figures For Year 2016 - 2017 | Budget Estimates 2017 - 2018 | Revised Budget Estimates 2017 - 2018 | Budget Estimates 2018 - 2019 |
| Sector C | Earmarked And Special Funds Budget | | | | | Sector C | Earmarked And Special Funds Budget | | | | |
| CR01 | Corpus Fund | | | | | | | | | | |
| CR01.201 | [1580] Contribution From Revenue Budget | | | | | | | | | | |
| CR01.209 | [1615] Interest On Deposits | | | | | | | | | | |
| | CR01 TOTAL | | | | | | | | | | |
| CR05 | Salary Fund | | | | | CP05 | Salary Fund | | | | |
| CR05.201 | [1735] Contribution From Revenue Budget | | | | | CP05.202 | [5040] Transfer To Revenue Budget | | | | |
| | CR05 TOTAL | | | | | | CP05 TOTAL | | | | |
| | Sector C TOTAL | | | | | | Sector C TOTAL | | | | |
| Sector D | Deposits And Advances Budget | | | | | Sector D | Deposits And Advances Budget | | | | |
| DR01 | Students Related Deposits | | | | | DP01 | Students Related Deposits | | | | |
| DR01.301 | Library Deposit | | | | | DP01.301 | Library Deposit | | | | |
| DR01.301.001 | [2105] Receipts Of Deposit | 1,72,500 | 1,80,000 | 1,84,500 | 2,02,500 | DP01.301.001 | [5291] Refund Of Deposit | 1,72,500 | 1,80,000 | 1,84,500 | 2,02,500 |
| | | | | | | DP01.301.002 | [5292] Transfer To Library | | | | |
| | DR01.301 TOTAL | 1,72,500 | 1,80,000 | 1,84,500 | 2,02,500 | | DP01.301 TOTAL | 1,72,500 | 1,80,000 | 1,84,500 | 2,02,500 |
| DR01.302 | Laboratory Deposit | | | | | DP01.302 | Laboratory Deposit | | | | |
| DR01.302.001 | [2110] Receipts Of Deposit | 36,000 | 40,000 | 54,000 | 55,000 | DP01.302.001 | [5295] Refund Of Deposit | 36,000 | 40,000 | 54,000 | 55,000 |
| | DR01.302 TOTAL | 36,000 | 40,000 | 54,000 | 55,000 | | DP01.302 TOTAL | 36,000 | 40,000 | 54,000 | 55,000 |
| DR01.306 | Caution Maoney Deposit | | | | | DP01.306 | Caution Maoney Deposit | | | | |
| DR01.306.001 | [2171] Caution Money Deposit(refund) | 11,500 | 12,000 | 12,300 | 13,500 | DP01.306.001 | [5315] Refund Of Deposit | 11,500 | 12,000 | 12,300 | 13,500 |
| | DR01.306 TOTAL | 11,500 | 12,000 | 12,300 | 13,500 | | DP01.306 TOTAL | 11,500 | 12,000 | 12,300 | 13,500 |
| | DR01 TOTAL | 2,20,000 | 2,32,000 | 2,50,800 | 2,71,000 | | DP01 TOTAL | 2,20,000 | 2,32,000 | 2,50,800 | 2,71,000 |
| DR02 | Deposits From Academic Institutions | | | | | DP02 | Deposits From Academic Institutions | | | | |
| DR02.302 | Deposits From Conducted Colleges | | | | | DP02.302 | Deposits From Conducted Colleges | | | | |
| DR02.302.001 | [2145] Receipts Of Deposit | | 5,00,000 | | 5,00,000 | DP02.302.001 | [5230] Refund Of Deposit | | 5,00,000 | | 5,00,000 |
| | DR02.302 TOTAL | | 5,00,000 | | 5,00,000 | | DP02.302 TOTAL | | 5,00,000 | | 5,00,000 |
| | DR02 TOTAL | | 5,00,000 | | 5,00,000 | | DP02 TOTAL | | 5,00,000 | | 5,00,000 |
| DR08 | Other Advances & Loans | | | | | DP08 | Other Advances & Loans | | | | |
| DR08.301 | Advances To Institutions | | | | | DP08.301 | Advances To Institutions | | | | |
| DR08.301.001 | [2265] Recovery Of Advances Paid | | 5,00,000 | | 5,00,000 | DP08.301.001 | [6800] Advance Paid | | 5,00,000 | | 5,00,000 |
| | DR08.301 TOTAL | | 5,00,000 | | 5,00,000 | | DP08.301 TOTAL | | 5,00,000 | | 5,00,000 |
| | DR08 TOTAL | | 5,00,000 | | 5,00,000 | | DP08 TOTAL | | 5,00,000 | | 5,00,000 |
| | Sector D TOTAL | 2,20,000 | 12,32,000 | 2,50,800 | 12,71,000 | | Sector D TOTAL | 2,20,000 | 12,32,000 | 2,50,800 | 12,71,000 |

| | | | | | | | | | |
|------------------|-----------|-----------|-----------|-----------|------------------|-----------|-----------|-----------|-----------|
| 0002 Aided Total | 55,02,381 | 74,31,000 | 69,13,906 | 86,14,350 | 0002 Aided Total | 32,80,327 | 60,21,000 | 40,48,800 | 52,86,000 |
|------------------|-----------|-----------|-----------|-----------|------------------|-----------|-----------|-----------|-----------|



0019 - Department of Adult and Continuing Education, Churchgate, Mumbai (Unaided)

(Old Unaided Code : 0528)

| RECEIPTS | | | | | | EXPENDITURE | | | | | |
|--------------|---|---|------------------------------------|---|------------------------------------|--------------|---|---|------------------------------------|---|------------------------------------|
| ALIAS | PARTICULARS | Unaudited Figures For Year 2016 - 2017 | Budget Estimates 2017 - 2018 | Revised Budget Estimates 2017 - 2018 | Budget Estimates 2018 - 2019 | ALIAS | PARTICULARS | Unaudited Figures For Year 2016 - 2017 | Budget Estimates 2017 - 2018 | Revised Budget Estimates 2017 - 2018 | Budget Estimates 2018 - 2019 |
| Sector A | Capital And Revenue Receipt / Expenditure Budget | | | | | Sector A | Capital And Revenue Receipt / Expenditure Budget | | | | |
| | | | | | | AP08 | Software & Development | | | | |
| | | | | | | AP08.101 | Purchase Of Software | | | | |
| | | | | | | AP08.101.005 | [3174] Purchase Of Software | | 2,00,000 | | 2,00,000 |
| | | | | | | | AP08.101 TOTAL | | 2,00,000 | | 2,00,000 |
| | | | | | | | AP08 TOTAL | | 2,00,000 | | 2,00,000 |
| | | | | | | AP09 | Hardware & Peripherals | | | | |
| | | | | | | AP09.101 | Development Exp. | | | | |
| | | | | | | AP09.101.001 | [3200] Purchase Of Computer | | 1,00,000 | | 1,00,000 |
| | | | | | | AP09.101.002 | [3201] Purchase Of Hardware | | 75,000 | | 75,000 |
| | | | | | | AP09.101.003 | [3202] Purchase Of Laptop | | 50,000 | | 50,000 |
| | | | | | | | AP09.101 TOTAL | | 2,25,000 | | 2,25,000 |
| | | | | | | | AP09 TOTAL | | 2,25,000 | | 2,25,000 |
| AR10 | Other Development Receipts | | | | | | | | | | |
| AR10.101 | Development Fees | | | | | | | | | | |
| AR10.101.001 | [0111] Development Fees From Student - Institute Share | 6,500 | 22,750 | 3,300 | 22,500 | | | | | | |
| | [0112] Development Fees From Student- University Share | 6,500 | 22,750 | 3,300 | 22,500 | | | | | | |
| | [0113] Development Fee | 13,000 | 45,500 | 6,600 | 45,000 | | | | | | |
| | AR10.101 TOTAL | 6,500 | 22,750 | 3,300 | 22,500 | | | | | | |
| | AR10 TOTAL | 6,500 | 22,750 | 3,300 | 22,500 | | | | | | |
| AR21 | Fees From Students & Colleges | | | | | AR21 | Academic & Activity Expenses | | | | |
| AR21.201 | Academic Receipts - University | | | | | | | | | | |
| AR21.201.025 | [0208] Alumni Fees Net | | | | | | | | | | |
| | [6370] Alumni Fee - Gross | 1,900 | 5,100 | 1,500 | 5,000 | | | | | | |
| | [6371] Less : 100 % Transfer To University | 1,900 | 5,100 | 1,500 | 5,000 | | | | | | |
| AR21.201.027 | [0210] Centenary Fees Net | | | | | | | | | | |
| | [6372] Centenary Fees - Gross | 400 | | | | | | | | | |
| | [6373] Less :100 % Transfer To Univaersity | 400 | | | | | | | | | |
| AR21.201.028 | [0211] Subject Association Fee Net | | | | | | | | | | |
| | [6374] Subject Association Fees - Gross | 100 | 4,600 | 1,200 | 4,500 | | | | | | |
| | [6375] Less : 100 % Transfer To University | 100 | 4,600 | 1,200 | 4,500 | | | | | | |

| RECEIPTS | | | | | | EXPENDITURE | | | | | |
|--------------|--|---|------------------------------------|---|------------------------------------|--------------|-----------------------------|---|------------------------------------|---|------------------------------------|
| ALIAS | PARTICULARS | Unaudited Figures For Year 2016 - 2017 | Budget Estimates 2017 - 2018 | Revised Budget Estimates 2017 - 2018 | Budget Estimates 2018 - 2019 | ALIAS | PARTICULARS | Unaudited Figures For Year 2016 - 2017 | Budget Estimates 2017 - 2018 | Revised Budget Estimates 2017 - 2018 | Budget Estimates 2018 - 2019 |
| AR21.201.029 | [0212] Calandar Fee Net | | | | | | | | | | |
| | [6376] Calender Fees -Gross | 900 | | | | | | | | | |
| | [6377] Less 100% Transfer To University | 900 | | | | | | | | | |
| | AR21.201 TOTAL | | | | | | | | | | |
| AR21.202 | Academic Receipts -Institution | | | | | AP21.202 | Activity Expenses | | | | |
| AR21.202.001 | [0220] Admission Fee | 14,900 | 48,000 | 10,600 | 48,000 | AP21.202.001 | [3355] Gymkhana Expenses | 11,100 | 40,000 | 10,500 | 40,000 |
| AR21.202.002 | [0221] Tution Fee | 2,13,500 | 8,55,000 | 71,000 | 8,50,000 | AP21.202.012 | [3366] Field Visit Expenses | 1,89,600 | 5,00,000 | 1,10,000 | 5,00,000 |
| AR21.202.003 | [0222] Computer Training Fee | 47,000 | 2,80,000 | | 2,40,000 | | | | | | |
| AR21.202.004 | [0223] Identity Card Fee | 1,100 | 3,200 | 800 | 3,200 | | | | | | |
| | [0224] Diary Fee - Gross | 1,500 | | | | | | | | | |
| | [0225] Diary Fee - Less : 100% Transfer To University | 1,500 | | | | | | | | | |
| AR21.202.005 | [0226] Diary Fee - Net | | | | | | | | | | |
| | [0227] E-Suvidha Fee - Gross | 1,500 | 4,500 | 1,200 | 4,500 | | | | | | |
| | [0228] E-Suvidha - Less : 100% Transfer To University | 1,500 | 4,500 | 1,200 | 4,500 | | | | | | |
| AR21.202.006 | [0229] E-Suvidha - Net | | | | | | | | | | |
| | [0230] Students Welfare Fee - Gross | 2,300 | 6,800 | 1,600 | 6,800 | | | | | | |
| | [0231] Students Welfare Fee -Less : Transfer To University | 2,300 | 6,800 | 1,600 | 6,800 | | | | | | |
| AR21.202.007 | [0232] Students Welfare Fee - Net | | | | | | | | | | |
| | [0233] Medical Fee - Gross | 1,000 | 3,200 | 800 | 3,200 | | | | | | |
| | [0234] Medical Fee-Less : Transfer To University | 1,000 | 3,200 | 800 | 3,200 | | | | | | |
| AR21.202.008 | [0235] Medical Fee - Net | | | | | | | | | | |
| | [0236] Sports Fee - Gross | 1,300 | 9,100 | 2,100 | 9,000 | | | | | | |
| | [0237] Sports Fee -Less : Transfer To University | 1,300 | 9,100 | 2,100 | 9,000 | | | | | | |
| AR21.202.009 | [0238] Sports Fee - Net | | | | | | | | | | |
| | [0239] Disaster Management Fee - Gross | 300 | 900 | 300 | 900 | | | | | | |
| | [0240] Disaster Management Fee -Less : 100% Transfer To University | 300 | 900 | 300 | 900 | | | | | | |
| AR21.202.010 | [0241] Disaster Management Fee - Net | | | | | | | | | | |
| | [0242] Ashwamedh/ Avishkar/ Indradhanushya Fee - Gross | 900 | 2,750 | 700 | 2,700 | | | | | | |
| | [0243] Ashwamedh/ Avishkar/ Indradhanushya Fee -Less : 100% Transfer To University | 900 | 2,750 | 700 | 2,700 | | | | | | |
| AR21.202.011 | [0244] Ashwamedh/ Avishkar/ Indradhanushya Fee - Net | | | | | | | | | | |
| | [0245] Eligibility Fee -Gross | 5,800 | 20,000 | 2,000 | 20,000 | | | | | | |

| RECEIPTS | | | | | | EXPENDITURE | | | | | |
|--------------|---|--|------------------------------|--------------------------------------|------------------------------|--------------|--------------------------------------|--|------------------------------|--------------------------------------|------------------------------|
| ALIAS | PARTICULARS | Unaudited Figures For Year 2016 - 2017 | Budget Estimates 2017 - 2018 | Revised Budget Estimates 2017 - 2018 | Budget Estimates 2018 - 2019 | ALIAS | PARTICULARS | Unaudited Figures For Year 2016 - 2017 | Budget Estimates 2017 - 2018 | Revised Budget Estimates 2017 - 2018 | Budget Estimates 2018 - 2019 |
| AR21.202.012 | [0246] Eligibility Fee -Less : 100% Transfer To University | 5,800 | 20,000 | 2,000 | 20,000 | | | | | | |
| | [0247] Eligibility Fee -Net | | | | | | | | | | |
| | [0248] Enrolment Fee - Gross | 5,800 | 20,000 | 1,300 | 20,000 | | | | | | |
| AR21.202.013 | [0249] Enrolment Fee - Less : 100% Transfer To University | 5,800 | 20,000 | 1,300 | 20,000 | | | | | | |
| | [0250] Enrolment Fee - Net | | | | | | | | | | |
| | [0251] Examinations - Gross | 44,000 | 1,13,000 | 34,400 | 1,12,000 | | | | | | |
| AR21.202.014 | [0252] Examinations -Less :Transfer To University | 44,000 | 1,13,000 | 34,400 | 1,12,000 | | | | | | |
| | [0253] Examinations Fee- Net | | | | | | | | | | |
| | [0254] Practical Examination Fees - Gross | | | | | | | | | | |
| AR21.202.015 | [6300] Practical Examinations Fee-Less : Transfer To University | | | | | | | | | | |
| | [6301] Practical Examinations Fee - Net | | | | | | | | | | |
| | [6302] Other Examination Fee - Gross | | 6,000 | | | | | | | | |
| AR21.202.016 | [6340] Other Examination Fee -Less : Transfer To University | | | | | | | | | | |
| | [6303] Other Examinations Fee - Net | | | | | | | | | | |
| | [6304] Convocation Fee - Gross | 6,400 | 13,000 | 5,000 | 22,500 | | | | | | |
| AR21.202.017 | [6305] Convocation Fee -Less : 100% Transfer To University | 6,400 | 13,000 | 9,100 | 22,500 | | | | | | |
| | [6306] Convocation Fee - Net | | | | | | | | | | |
| | [6307] Library Fee - Gross | 28,000 | 91,000 | 20,000 | 90,000 | | | | | | |
| AR21.202.018 | [6308] Library Fee -Less : 100% Transfer To University Library | 28,000 | 91,000 | 20,000 | 90,000 | | | | | | |
| | [6309] Library Fee - Net | | | | | | | | | | |
| AR21.202.023 | [6320] Passing Certificate Fee | 2,100 | 7,600 | 1,400 | 7,500 | | | | | | |
| | [6321] Dissertation Fee - Gross | 4,000 | | 2,500 | 12,500 | | | | | | |
| AR21.202.024 | [6322] Dissertation Fee -Less : 100% Transfer To University | 4,000 | | 2,500 | 12,500 | | | | | | |
| | [6323] Dissertation Fee - Net | | 12,800 | | | | | | | | |
| | AR21.202 TOTAL | 2,78,600 | 12,06,600 | 83,800 | 11,48,700 | | AP21.202 TOTAL | 2,00,700 | 5,40,000 | 1,20,500 | 5,40,000 |
| AR21.203 | Activity Fees | | | | | AP21.203 | Examination Expenses | | | | |
| AR21.203.001 | [0260] Gymkhana Fee | 13,500 | 45,500 | 10,000 | 45,000 | AP21.203.011 | [3480] Travelling Expenses For Exam. | 100 | 10,000 | 1,000 | 10,000 |
| AR21.203.004 | [0263] Internship Fee | 12,000 | 40,500 | 6,000 | 45,000 | | | | | | |
| AR21.203.012 | [0271] Registration Fee | 3,300 | 8,000 | 1,000 | 8,000 | | | | | | |
| AR21.203.014 | [0273] Special Fee | | | | | | | | | | |
| AR21.203.096 | [0355] Insurance Fees | 800 | 2,000 | 700 | 2,000 | | | | | | |
| | AR21.203 TOTAL | 29,600 | 96,000 | 17,700 | 1,00,000 | | AP21.203 TOTAL | 100 | 10,000 | 1,000 | 10,000 |
| AR21.204 | Examination Fees | | | | | AP21.204 | Refund Of Fees | | | | |

| RECEIPTS | | | | | | EXPENDITURE | | | | | |
|--------------|--|---|------------------------------------|---|------------------------------------|--------------|---|---|------------------------------------|---|------------------------------------|
| ALIAS | PARTICULARS | Unaudited Figures For Year 2016 - 2017 | Budget Estimates 2017 - 2018 | Revised Budget Estimates 2017 - 2018 | Budget Estimates 2018 - 2019 | ALIAS | PARTICULARS | Unaudited Figures For Year 2016 - 2017 | Budget Estimates 2017 - 2018 | Revised Budget Estimates 2017 - 2018 | Budget Estimates 2018 - 2019 |
| AR21.204.007 | [0377] Passing Certificate Fees | | | | | AP21.204.001 | [3500] Refund Of Course Fees | | 60,000 | | |
| | | | | | | AP21.204.002 | [3501] Refund Of Other Fees | | 1,000 | | 1,000 |
| | AR21.204 TOTAL | | | | | | AP21.204 TOTAL | | 61,000 | | 1,000 |
| AR21.207 | Other Fee | | | | | | | | | | |
| AR21.207.002 | [0412] Fine/ Miscellaneous Fee | 5,900 | 27,500 | 3,200 | 27,500 | | | | | | |
| AR21.207.006 | [0416] Annual Field Work/ Educational/ Industrial Visit Fee | 1,77,500 | 10,55,000 | 1,04,500 | 8,50,000 | | | | | | |
| | AR21.207 TOTAL | 1,83,400 | 10,82,500 | 1,07,700 | 8,77,500 | | | | | | |
| | | | | | | AP21.209 | Students' Welfare , Sports & Cultural Activitvies Expenses | | | | |
| | | | | | | AP21.209.013 | [3562] Workshops & Seminars Expenses | | 1,00,000 | | 1,00,000 |
| | | | | | | | AP21.209 TOTAL | | 1,00,000 | | 1,00,000 |
| | AR21 TOTAL | 4,91,600 | 23,85,100 | 2,09,200 | 21,26,200 | | AP21 TOTAL | 2,00,800 | 7,11,000 | 1,21,500 | 6,51,000 |
| | | | | | | AP22 | Administrative & General Expenses | | | | |
| | | | | | | AP22.201 | Administrative Expenses | | | | |
| | | | | | | AP22.201.001 | [3601] Advertisement And Publicity | | 10,000 | | 10,000 |
| | | | | | | AP22.201.002 | [3602] Printing | | 10,000 | 2,000 | 10,000 |
| | | | | | | AP22.201.003 | [3603] Stationery | 3,200 | 10,000 | 2,000 | 10,000 |
| | | | | | | AP22.201.005 | [3605] Xeroxing Charges | 2,400 | 5,000 | 2,000 | 5,000 |
| | | | | | | AP22.201.006 | [3606] Electricity And Power | | 10,000 | 1,000 | 10,000 |
| | | | | | | AP22.201.007 | [3607] Telephone And Internet Charges | 1,000 | 10,000 | 2,000 | 10,000 |
| | | | | | | AP22.201.008 | [3608] Postage , Telegram & Courier Charges | 2,800 | 20,000 | 1,000 | 10,000 |
| | | | | | | AP22.201.011 | [3611] Meeting Expenses | 200 | 10,000 | 500 | 10,000 |
| | | | | | | AP22.201.013 | [3613] Contingency Expenses | 1,000 | 5,000 | 500 | 5,000 |
| | | | | | | AP22.201.016 | [3616] Sanitary Materials | 100 | 5,000 | 500 | 2,000 |
| | | | | | | AP22.201.022 | [3622] Bank Charges | 3,000 | 3,000 | 1,000 | 3,000 |
| | | | | | | AP22.201.023 | [3623] Miscellaneous Expenses | 7,300 | 10,000 | 5,000 | 10,000 |
| | | | | | | AP22.201.024 | [3624] Statutory Audit Charges | | 10,000 | 10,000 | 10,000 |
| | | | | | | AP22.201.025 | [3625] Internal Audit Charges | | 10,000 | 10,000 | 10,000 |
| | | | | | | AP22.201.028 | [3628] Outsourcing Account Work | | | 5,000 | 10,000 |
| | | | | | | | AP22.201 TOTAL | 21,000 | 1,28,000 | 42,500 | 1,25,000 |
| | | | | | | AP22.203 | Insurance & Taxes | | | | |
| | | | | | | AP22.203.001 | [3655] Insurance | 700 | 2,000 | 600 | 1,800 |
| | | | | | | | AP22.203 TOTAL | 700 | 2,000 | 600 | 1,800 |
| | | | | | | AP22.204 | Outsource Services | | | | |
| | | | | | | AP22.204.001 | [3665] House Keeping Services | | 5,000 | 5,000 | 5,000 |
| | | | | | | | AP22.204 TOTAL | | 5,000 | 5,000 | 5,000 |
| | | | | | | AP22.205 | Repairs And Maintenance | | | | |
| | | | | | | AP22.205.001 | [3675] Maintenance Of Office Equipments | 1,000 | 10,000 | 2,000 | 10,000 |

| RECEIPTS | | | | | | EXPENDITURE | | | | | |
|--------------|--|---|------------------------------------|---|------------------------------------|--------------|---|---|------------------------------------|---|------------------------------------|
| ALIAS | PARTICULARS | Unaudited Figures For Year 2016 - 2017 | Budget Estimates 2017 - 2018 | Revised Budget Estimates 2017 - 2018 | Budget Estimates 2018 - 2019 | ALIAS | PARTICULARS | Unaudited Figures For Year 2016 - 2017 | Budget Estimates 2017 - 2018 | Revised Budget Estimates 2017 - 2018 | Budget Estimates 2018 - 2019 |
| | | | | | | AP22.205.002 | [3676] Maintenance Of Furniture & Fixture | 200 | 10,000 | 2,000 | 10,000 |
| | | | | | | AP22.205.004 | [3678] Maintenance Of Hardwares | 3,400 | 10,000 | 10,000 | 10,000 |
| | | | | | | AP22.205.012 | [3686] Maintenance Of Building | | 25,000 | | 25,000 |
| | | | | | | AP22.205.030 | [3704] Maintenance Of Computer | | 7,500 | 2,000 | 7,500 |
| | | | | | | | AP22.205 TOTAL | 4,600 | 62,500 | 16,000 | 62,500 |
| | | | | | | AP22.206 | Other Expenses | | | | |
| | | | | | | AP22.206.004 | [3713] Hospitality & Sumptuary Expenses | 500 | 5,000 | 1,000 | 5,000 |
| | | | | | | AP22.206.008 | [3717] Any Other Contingent Expenses | 1,500 | 20,000 | 2,000 | 20,000 |
| | | | | | | | AP22.206 TOTAL | 2,000 | 25,000 | 3,000 | 25,000 |
| | | | | | | AP22.207 | Contribution To Reserve Funds | | | | |
| | | | | | | AP22.207.004 | [3733] Salary Fund | | | | |
| | | | | | | | AP22.207 TOTAL | | | | |
| | | | | | | | AP22 TOTAL | 28,300 | 2,22,500 | 67,100 | 2,19,300 |
| | | | | | | AP31 | Staff Payments & Benefits | | | | |
| | | | | | | AP31.204 | Unaided Salaries (Teaching Staff) | | | | |
| | | | | | | AP31.204.006 | [3785] Visiting Faculty Teaching | 1,68,400 | 3,50,000 | 30,000 | 3,50,000 |
| | | | | | | | AP31.204 TOTAL | 1,68,400 | 3,50,000 | 30,000 | 3,50,000 |
| | | | | | | AP31.205 | Un Aided Non Teaching | | | | |
| | | | | | | AP31.205.008 | [3807] Temp. Non Teaching Staff | | 2,00,000 | | 90,000 |
| | | | | | | | AP31.205 TOTAL | | 2,00,000 | | 90,000 |
| | | | | | | | AP31 TOTAL | 1,68,400 | 5,50,000 | 30,000 | 4,40,000 |
| AR32 | Other Income | | | | | | | | | | |
| AR32.208 | Miscellaneous Receipts | | | | | | | | | | |
| AR32.208.042 | [0601] Miscellaneous Receipt | 2,000 | 2,000 | 500 | 2,000 | | | | | | |
| | AR32.208 TOTAL | 2,000 | 2,000 | 500 | 2,000 | | | | | | |
| | AR32 TOTAL | 2,000 | 2,000 | 500 | 2,000 | | | | | | |
| AR33 | Income From Investments | | | | | | | | | | |
| AR33.201 | Investments From | | | | | | | | | | |
| | Earmarked/Endowment Fund | | | | | | | | | | |
| AR33.201.007 | [0617] Interest On Term Deposits With Bank | 5,000 | 1,60,000 | 2,00,000 | 2,00,000 | | | | | | |
| | AR33.201 TOTAL | 5,000 | 1,60,000 | 2,00,000 | 2,00,000 | | | | | | |
| | AR33 TOTAL | 5,000 | 1,60,000 | 2,00,000 | 2,00,000 | | | | | | |
| | Sector A TOTAL | 5,05,100 | 25,69,850 | 4,13,000 | 23,50,700 | | Sector A TOTAL | 3,97,500 | 19,08,500 | 2,18,600 | 17,35,300 |
| Sector B | Agency Budget | | | | | Sector B | Agency Budget | | | | |
| | | | | | | BP01 | Grant -In- Aid State /Central Government | | | | |
| | | | | | | | Agency - Other Than Research | | | | |

| RECEIPTS | | | | | | EXPENDITURE | | | | | |
|--------------|--|---|------------------------------------|---|------------------------------------|--------------|--|---|------------------------------------|---|------------------------------------|
| ALIAS | PARTICULARS | Unaudited Figures For Year 2016 - 2017 | Budget Estimates 2017 - 2018 | Revised Budget Estimates 2017 - 2018 | Budget Estimates 2018 - 2019 | ALIAS | PARTICULARS | Unaudited Figures For Year 2016 - 2017 | Budget Estimates 2017 - 2018 | Revised Budget Estimates 2017 - 2018 | Budget Estimates 2018 - 2019 |
| | | | | | | BP01.108 | Software & Development | | | | |
| | | | | | | BP01.108.001 | [3960] Purchase Of Software | | | | |
| | | | | | | | BP01.108 TOTAL | | | | |
| | | | | | | | BP01 TOTAL | | | | |
| | Sector B TOTAL | | | | | | Sector B TOTAL | | | | |
| Sector D | Deposits And Advances Budget | | | | | Sector D | Deposits And Advances Budget | | | | |
| DR01 | Students Related Deposits | | | | | DP01 | Students Related Deposits | | | | |
| DR01.301 | Library Deposit | | | | | DP01.301 | Library Deposit | | | | |
| DR01.301.001 | [2105] Receipts Of Deposit | 11,000 | 1,20,000 | 15,000 | 1,20,000 | DP01.301.001 | [5291] Refund Of Deposit | 11,000 | 1,20,000 | 15,000 | 1,20,000 |
| | DR01.301 TOTAL | 11,000 | 1,20,000 | 15,000 | 1,20,000 | | DP01.301 TOTAL | 11,000 | 1,20,000 | 15,000 | 1,20,000 |
| DR01.306 | Caution Maoney Deposit | | | | | DP01.306 | Caution Maoney Deposit | | | | |
| DR01.306.001 | [2171] Caution Money Deposit(refund) | 4,200 | 12,000 | 1,000 | 16,000 | DP01.306.001 | [5320] Refund Of Deposit | 4,200 | 12,000 | 1,000 | 16,000 |
| | DR01.306 TOTAL | 4,200 | 12,000 | 1,000 | 16,000 | | DP01.306 TOTAL | 4,200 | 12,000 | 1,000 | 16,000 |
| | DR01 TOTAL | 15,200 | 1,32,000 | 16,000 | 1,36,000 | | DP01 TOTAL | 15,200 | 1,32,000 | 16,000 | 1,36,000 |
| DR02 | Deposits From Academic Institutions | | | | | DP02 | Deposits From Academic Institutions | | | | |
| DR02.302 | Deposits From Conducted Colleges | | | | | DP02.302 | Deposits From Conducted Colleges | | | | |
| DR02.302.001 | [2145] Receipts Of Deposit | | | | | DP02.302.001 | [5230] Refund Of Deposit | | | | |
| | DR02.302 TOTAL | | | | | | DP02.302 TOTAL | | | | |
| | DR02 TOTAL | | | | | | DP02 TOTAL | | | | |
| DR08 | Other Advances & Loans | | | | | DP08 | Other Advances & Loans | | | | |
| DR08.301 | Advances To Institutions | | | | | DP08.301 | Advances To Institutions | | | | |
| DR08.301.001 | [2265] Recovery Of Advances Paid | | | | | DP08.301.001 | [6800] Advance Paid | | | | |
| | DR08.301 TOTAL | | | | | | DP08.301 TOTAL | | | | |
| | DR08 TOTAL | | | | | | DP08 TOTAL | | | | |
| | Sector D TOTAL | 15,200 | 1,32,000 | 16,000 | 1,36,000 | | Sector D TOTAL | 15,200 | 1,32,000 | 16,000 | 1,36,000 |
| | 0019 Aided Total | 5,20,300 | 27,01,850 | 4,29,000 | 24,86,700 | | 0019 Aided Total | 4,12,700 | 20,40,500 | 2,34,600 | 18,71,300 |

0036 - Department of Continuing and Adult Education, Churchgate (Unaided)

(Old Unaided Code : 0328)

| RECEIPTS | | | | | | EXPENDITURE | | | | | |
|--------------|---|---|------------------------------------|---|------------------------------------|--------------|---|---|------------------------------------|---|------------------------------------|
| ALIAS | PARTICULARS | Unaudited Figures For Year 2016 - 2017 | Budget Estimates 2017 - 2018 | Revised Budget Estimates 2017 - 2018 | Budget Estimates 2018 - 2019 | ALIAS | PARTICULARS | Unaudited Figures For Year 2016 - 2017 | Budget Estimates 2017 - 2018 | Revised Budget Estimates 2017 - 2018 | Budget Estimates 2018 - 2019 |
| Sector A | Capital And Revenue Receipt / Expenditure Budget | | | | | Sector A | Capital And Revenue Receipt / Expenditure Budget | | | | |
| | | | | | | AP04 | Equipments | | | | |
| | | | | | | AP04.101 | Purchase Of Equipments | | | | |
| | | | | | | AP04.101.026 | [3110] Purchase Of Projector | | 50,000 | 50,000 | 2,00,000 |
| | | | | | | | AP04.101 TOTAL | | 50,000 | 50,000 | 2,00,000 |
| | | | | | | | AP04 TOTAL | | 50,000 | 50,000 | 2,00,000 |
| | | | | | | AP08 | Software & Development | | | | |
| | | | | | | AP08.101 | Purchase Of Software | | | | |
| | | | | | | AP08.101.005 | [3174] Purchase Of Software | | 2,00,000 | 50,000 | 2,00,000 |
| | | | | | | | AP08.101 TOTAL | | 2,00,000 | 50,000 | 2,00,000 |
| | | | | | | | AP08 TOTAL | | 2,00,000 | 50,000 | 2,00,000 |
| | | | | | | AP09 | Hardware & Peripherals | | | | |
| | | | | | | AP09.101 | Development Exp. | | | | |
| | | | | | | AP09.101.001 | [3200] Purchase Of Computer | 1,00,000 | 5,00,000 | 1,00,000 | 3,00,000 |
| | | | | | | AP09.101.003 | [3202] Purchase Of Laptop | | | | 50,000 |
| | | | | | | | AP09.101 TOTAL | 1,00,000 | 5,00,000 | 1,00,000 | 3,50,000 |
| | | | | | | | AP09 TOTAL | 1,00,000 | 5,00,000 | 1,00,000 | 3,50,000 |
| AR10 | Other Development Receipts | | | | | | | | | | |
| AR10.101 | Development Fees | | | | | | | | | | |
| AR10.101.001 | [0111] Development Fees From Student - Institute Share | 13,700 | 18,000 | 14,750 | 18,500 | | | | | | |
| | [0112] Development Fees From Student- University Share | 13,700 | 18,000 | 14,750 | 18,500 | | | | | | |
| | [0113] Development Fee | 27,400 | 36,000 | 29,500 | 37,000 | | | | | | |
| | AR10.101 TOTAL | 13,700 | 18,000 | 14,750 | 18,500 | | | | | | |
| | AR10 TOTAL | 13,700 | 18,000 | 14,750 | 18,500 | | | | | | |
| AR21 | Fees From Students & Colleges | | | | | AP21 | Academic & Activity Expenses | | | | |
| AR21.201 | Academic Receipts - University | | | | | | | | | | |
| AR21.201.025 | [0208] Alumni Fees Net | | | | | | | | | | |
| | [6370] Alumni Fee - Gross | 700 | | | | | | | | | |
| | [6371] Less : 100 % Transfer To University | 700 | | | | | | | | | |
| AR21.201.027 | [0210] Centenary Fees Net | | | | | | | | | | |
| | [6372] Centenary Fees - Gross | 1,000 | | | | | | | | | |

| RECEIPTS | | | | | | EXPENDITURE | | | | | |
|--------------|--|--|------------------------------|--------------------------------------|------------------------------|--------------|-----------------------------|--|------------------------------|--------------------------------------|------------------------------|
| ALIAS | PARTICULARS | Unaudited Figures For Year 2016 - 2017 | Budget Estimates 2017 - 2018 | Revised Budget Estimates 2017 - 2018 | Budget Estimates 2018 - 2019 | ALIAS | PARTICULARS | Unaudited Figures For Year 2016 - 2017 | Budget Estimates 2017 - 2018 | Revised Budget Estimates 2017 - 2018 | Budget Estimates 2018 - 2019 |
| AR21.201.029 | [6373] Less :100 % Transfer To Univaersity | 1,000 | | | | | | | | | |
| | [0212] Calandar Fee Net | | | | | | | | | | |
| | [6376] Calender Fees -Gross | 1,700 | | | | | | | | | |
| | [6377] Less 100% Transfer To University | 1,700 | | | | | | | | | |
| | AR21.201 TOTAL | | | | | | | | | | |
| AR21.202 | Academic Receipts -Institution | | | | | AP21.202 | Activity Expenses | | | | |
| AR21.202.001 | [0220] Admission Fee | 28,900 | 38,000 | 31,800 | 39,000 | AP21.202.001 | [3355] Gymkhana Expenses | 15,300 | 35,000 | 35,000 | 35,000 |
| AR21.202.002 | [0221] Tution Fee | 9,71,200 | 12,96,000 | 10,55,000 | 13,32,000 | AP21.202.012 | [3366] Field Visit Expenses | 3,60,000 | | 60,000 | 1,48,000 |
| AR21.202.003 | [0222] Computer Training Fee | 2,67,500 | | 2,95,000 | 3,70,000 | AP21.202.032 | [3386] Exhibition Expenses | | 11,000 | 11,000 | 20,000 |
| AR21.202.004 | [0223] Identity Card Fee | 2,000 | 2,500 | 2,100 | 2,600 | | | | | | |
| | [0224] Diary Fee - Gross | 2,800 | | | | | | | | | |
| | [0225] Diary Fee - Less : 100% Transfer To University | 2,800 | | | | | | | | | |
| AR21.202.005 | [0226] Diary Fee - Net | | | | | | | | | | |
| | [0227] E-Suvidha Fee - Gross | 4,900 | 3,600 | 3,000 | 3,700 | | | | | | |
| | [0228] E-Suvidha - Less : 100% Transfer To University | 4,900 | 3,600 | 3,000 | 3,700 | | | | | | |
| AR21.202.006 | [0229] E-Suvidha - Net | | | | | | | | | | |
| | [0230] Students Welfare Fee - Gross | 4,200 | 5,400 | 4,500 | 5,600 | | | | | | |
| | [0231] Students Welfare Fee -Less : Transfer To University | 4,200 | 5,400 | 4,500 | 5,600 | | | | | | |
| | [0233] Medical Fee - Gross | 2,000 | 2,500 | 2,100 | 2,600 | | | | | | |
| | [0234] Medical Fee-Less : Transfer To University | 2,000 | 2,500 | 2,100 | 2,600 | | | | | | |
| AR21.202.008 | [0235] Medical Fee - Net | | | | | | | | | | |
| | [0236] Sports Fee - Gross | 5,500 | 7,200 | 6,000 | 7,400 | | | | | | |
| | [0237] Sports Fee -Less : Transfer To University | 5,500 | 7,200 | 6,000 | 7,400 | | | | | | |
| AR21.202.009 | [0238] Sports Fee - Net | | | | | | | | | | |
| | [0239] Disaster Management Fee - Gross | 600 | 700 | 600 | 800 | | | | | | |
| | [0240] Disaster Management Fee -Less : 100% Transfer To University | 600 | 700 | 600 | 800 | | | | | | |
| AR21.202.010 | [0241] Disaster Management Fee - Net | | | | | | | | | | |
| | [0242] Ashwamedh/ Avishkar/ Indradhanushya Fee - Gross | 1,700 | 2,100 | 1,800 | 2,200 | | | | | | |
| | [0243] Ashwamedh/ Avishkar/ Indradhanushya Fee -Less : 100% Transfer To University | 1,700 | 2,100 | 1,800 | 2,200 | | | | | | |
| AR21.202.011 | [0244] Ashwamedh/ Avishkar/ Indradhanushya Fee - Net | | | | | | | | | | |
| | [0251] Examinations - Gross | 81,900 | | 70,000 | 78,000 | | | | | | |

| RECEIPTS | | | | | | EXPENDITURE | | | | | |
|--------------|--|--|------------------------------|--------------------------------------|------------------------------|--------------|--|--|------------------------------|--------------------------------------|------------------------------|
| ALIAS | PARTICULARS | Unaudited Figures For Year 2016 - 2017 | Budget Estimates 2017 - 2018 | Revised Budget Estimates 2017 - 2018 | Budget Estimates 2018 - 2019 | ALIAS | PARTICULARS | Unaudited Figures For Year 2016 - 2017 | Budget Estimates 2017 - 2018 | Revised Budget Estimates 2017 - 2018 | Budget Estimates 2018 - 2019 |
| AR21.202.014 | [0252] Examinations -Less :Transfer To University [0253] Examinations Fee- Net | 81,900 | 75,000 | 70,000 | 78,000 | | | | | | |
| AR21.202.015 | [0254] Practical Examination Fees - Gross [6301] Practical Examinations Fee - Net | | 75,000 | | | | | | | | |
| | [6307] Library Fee - Gross | 55,000 | 72,000 | 59,000 | 74,000 | | | | | | |
| AR21.202.018 | [6308] Library Fee -Less : 100% Transfer To University Library [6309] Library Fee - Net | 55,000 | 72,000 | 59,000 | 74,000 | | | | | | |
| | AR21.202 TOTAL | 13,51,500 | 13,36,500 | 14,53,900 | 18,21,600 | | AP21.202 TOTAL | 3,75,300 | 46,000 | 1,06,000 | 2,03,000 |
| AR21.203 | Activity Fees | | | | | AP21.203 | Examination Expenses | | | | |
| AR21.203.001 | [0260] Gymkhana Fee | 27,500 | 36,000 | 29,500 | 37,000 | AP21.203.006 | [3475] Examination Remuneration | | | | |
| AR21.203.012 | [0271] Registration Fee | 3,400 | 4,000 | 3,500 | 4,000 | AP21.203.011 | [3480] Travelling Expenses For Exam. | | | | |
| AR21.203.014 | [0273] Special Fee | | | | | AP21.203.013 | [3482] Paper Setting | | | | |
| AR21.203.096 | [0355] Insurance Fees | 1,500 | 1,600 | 1,300 | 1,600 | AP21.203.015 | [3484] Practical Examination | | 20,000 | | |
| | AR21.203 TOTAL | 32,400 | 41,600 | 34,300 | 42,600 | AP21.203.023 | [3492] Examination Expenses | | | | 78,000 |
| | | | | | | | AP21.203 TOTAL | | 20,000 | | 78,000 |
| | | | | | | AP21.204 | Refund Of Fees | | | | |
| | | | | | | AP21.204.001 | [3500] Refund Of Course Fees | | 35,000 | | |
| | | | | | | AP21.204.002 | [3501] Refund Of Other Fees | | 5,000 | 1,500 | 5,000 |
| | | | | | | | AP21.204 TOTAL | | 40,000 | 1,500 | 5,000 |
| AR21.207 | Other Fee | | | | | | | | | | |
| AR21.207.006 | [0416] Annual Field Work/ Educational/ Industrial Visit Fee | 1,07,000 | | 1,15,000 | 1,48,000 | | | | | | |
| | AR21.207 TOTAL | 1,07,000 | | 1,15,000 | 1,48,000 | | | | | | |
| | AR21 TOTAL | 14,90,900 | 13,78,100 | 16,03,200 | 20,12,200 | | AP21 TOTAL | 3,75,300 | 1,06,000 | 1,07,500 | 2,86,000 |
| | | | | | | AP22 | Administrative & General Expenses | | | | |
| | | | | | | AP22.201 | Administrative Expenses | | | | |
| | | | | | | AP22.201.001 | [3601] Advertisement And Publicity | 15,000 | 15,000 | | 15,000 |
| | | | | | | AP22.201.002 | [3602] Printing | 900 | 15,000 | 5,000 | 15,000 |
| | | | | | | AP22.201.003 | [3603] Stationery | 8,600 | 12,000 | 12,000 | 12,000 |
| | | | | | | AP22.201.005 | [3605] Xeroxing Charges | 5,700 | 6,000 | 4,000 | 6,000 |
| | | | | | | AP22.201.006 | [3606] Electricity And Power | 5,000 | 5,000 | 5,000 | 20,000 |
| | | | | | | AP22.201.007 | [3607] Telephone And Internet Charges | 9,400 | 20,000 | 10,000 | 20,000 |
| | | | | | | AP22.201.008 | [3608] Postage , Telegram & Courier Charges | 1,600 | 3,000 | 3,000 | 3,000 |
| | | | | | | AP22.201.011 | [3611] Meeting Expenses | 300 | 5,000 | 5,000 | 5,000 |
| | | | | | | AP22.201.016 | [3616] Sanitary Materials | 900 | 2,000 | 1,000 | 2,000 |
| | | | | | | AP22.201.022 | [3622] Bank Charges | 1,000 | 1,000 | 1,000 | 1,000 |
| | | | | | | AP22.201.023 | [3623] Miscellaneous Expenses | 4,300 | 10,000 | 10,000 | 10,000 |

| RECEIPTS | | | | | | EXPENDITURE | | | | | |
|----------|-------------|---|------------------------------------|---|------------------------------------|--------------|---|---|------------------------------------|---|------------------------------------|
| ALIAS | PARTICULARS | Unaudited Figures For Year 2016 - 2017 | Budget Estimates 2017 - 2018 | Revised Budget Estimates 2017 - 2018 | Budget Estimates 2018 - 2019 | ALIAS | PARTICULARS | Unaudited Figures For Year 2016 - 2017 | Budget Estimates 2017 - 2018 | Revised Budget Estimates 2017 - 2018 | Budget Estimates 2018 - 2019 |
| | | | | | | AP22.201.024 | [3624] Statutory Audit Charges | | 8,000 | 10,000 | 10,000 |
| | | | | | | AP22.201.025 | [3625] Internal Audit Charges | | 10,000 | 10,000 | 10,000 |
| | | | | | | AP22.201.028 | [3628] Outsourcing Account Work | | | 10,000 | 10,000 |
| | | | | | | | AP22.201 TOTAL | 52,700 | 1,12,000 | 86,000 | 1,39,000 |
| | | | | | | AP22.202 | Travelling And Transportation Expenses | | | | |
| | | | | | | AP22.202.001 | [3645] Ta/Da Expenses Staff | 3,000 | 5,000 | 2,000 | 5,000 |
| | | | | | | | AP22.202 TOTAL | 3,000 | 5,000 | 2,000 | 5,000 |
| | | | | | | AP22.203 | Insurance & Taxes | | | | |
| | | | | | | AP22.203.001 | [3655] Insurance | 1,300 | 1,500 | 1,200 | 1,500 |
| | | | | | | | AP22.203 TOTAL | 1,300 | 1,500 | 1,200 | 1,500 |
| | | | | | | AP22.204 | Outsource Services | | | | |
| | | | | | | AP22.204.001 | [3665] House Keeping Services | | 5,000 | 5,000 | 5,000 |
| | | | | | | AP22.204.004 | [3668] Water | | 2,500 | 2,500 | 2,500 |
| | | | | | | | AP22.204 TOTAL | | 7,500 | 7,500 | 7,500 |
| | | | | | | AP22.205 | Repairs And Maintenance | | | | |
| | | | | | | AP22.205.001 | [3675] Maintenance Of Office Equipments | 3,100 | 11,000 | 5,000 | 10,000 |
| | | | | | | AP22.205.002 | [3676] Maintenance Of Furniture & Fixture | | 5,000 | 3,000 | 5,000 |
| | | | | | | AP22.205.003 | [3677] Maintenance Of Electric Installation | | 10,000 | 5,000 | 10,000 |
| | | | | | | AP22.205.004 | [3678] Maintenance Of Hardwares | 6,200 | 50,000 | 30,000 | 50,000 |
| | | | | | | AP22.205.010 | [3684] Antivirus Software | | | | 10,000 |
| | | | | | | AP22.205.012 | [3686] Maintenance Of Building | 300 | 20,000 | | 20,000 |
| | | | | | | AP22.205.030 | [3704] Maintenance Of Computer | | 7,500 | 7,500 | 10,000 |
| | | | | | | | AP22.205 TOTAL | 9,600 | 1,03,500 | 50,500 | 1,15,000 |
| | | | | | | AP22.206 | Other Expenses | | | | |
| | | | | | | AP22.206.004 | [3713] Hospitality & Sumptuary Expenses | 2,800 | 5,000 | 3,000 | 5,000 |
| | | | | | | | AP22.206 TOTAL | 2,800 | 5,000 | 3,000 | 5,000 |
| | | | | | | AP22.207 | Contribution To Reserve Funds | | | | |
| | | | | | | AP22.207.004 | [3733] Salary Fund | | | | |
| | | | | | | | AP22.207 TOTAL | | | | |
| | | | | | | | AP22 TOTAL | 69,400 | 2,34,500 | 1,50,200 | 2,73,000 |
| | | | | | | AP31 | Staff Payments & Benefits | | | | |
| | | | | | | AP31.204 | Unaided Salaries (Teaching Staff) | | | | |
| | | | | | | AP31.204.006 | [3785] Visiting Faculty Teaching | 4,31,300 | 6,00,000 | 5,00,000 | 6,00,000 |
| | | | | | | | AP31.204 TOTAL | 4,31,300 | 6,00,000 | 5,00,000 | 6,00,000 |
| | | | | | | AP31.205 | Un Aided Non Teaching | | | | |
| | | | | | | AP31.205.008 | [3807] Temp. Non Teaching Staff | 72,000 | 90,000 | 90,000 | 90,000 |
| | | | | | | | AP31.205 TOTAL | 72,000 | 90,000 | 90,000 | 90,000 |
| | | | | | | | AP31 TOTAL | 5,03,300 | 6,90,000 | 5,90,000 | 6,90,000 |

| RECEIPTS | | | | | | EXPENDITURE | | | | | |
|--------------|--|--|------------------------------|--------------------------------------|------------------------------|--------------|---|--|------------------------------|--------------------------------------|------------------------------|
| ALIAS | PARTICULARS | Unaudited Figures For Year 2016 - 2017 | Budget Estimates 2017 - 2018 | Revised Budget Estimates 2017 - 2018 | Budget Estimates 2018 - 2019 | ALIAS | PARTICULARS | Unaudited Figures For Year 2016 - 2017 | Budget Estimates 2017 - 2018 | Revised Budget Estimates 2017 - 2018 | Budget Estimates 2018 - 2019 |
| AR33 | Income From Investments | | | | | | | | | | |
| AR33.202 | <i>Investment From University Fund</i> | | | | | | | | | | |
| AR33.202.007 | [0627] Interest On Term Deposits With Bank | 70,000 | 5,00,000 | 2,00,000 | 5,00,000 | | | | | | |
| | AR33.202 TOTAL | 70,000 | 5,00,000 | 2,00,000 | 5,00,000 | | | | | | |
| | AR33 TOTAL | 70,000 | 5,00,000 | 2,00,000 | 5,00,000 | | | | | | |
| | Sector A TOTAL | 15,74,600 | 18,96,100 | 18,17,950 | 25,30,700 | | Sector A TOTAL | 10,48,000 | 17,80,500 | 10,47,700 | 19,99,000 |
| Sector D | Deposits And Advances Budget | | | | | Sector D | Deposits And Advances Budget | | | | |
| DR01 | Students Related Deposits | | | | | DP01 | Students Related Deposits | | | | |
| DR01.301 | <i>Library Deposit</i> | | | | | DP01.301 | <i>Library Deposit</i> | | | | |
| DR01.301.001 | [2105] Receipts Of Deposit | 51,000 | 60,000 | 52,500 | 60,000 | DP01.301.001 | [5291] Refund Of Deposit | 51,000 | 59,000 | 52,500 | 60,000 |
| | DR01.301 TOTAL | 51,000 | 60,000 | 52,500 | 60,000 | | DP01.301 TOTAL | 51,000 | 59,000 | 52,500 | 60,000 |
| DR01.306 | <i>Caution Maoney Deposit</i> | | | | | DP01.306 | <i>Caution Maoney Deposit</i> | | | | |
| DR01.306.001 | [2171] Caution Money Deposit(refund) | 10,200 | 19,000 | 10,500 | 12,000 | DP01.306.001 | [5320] Refund Of Deposit | 10,200 | 20,000 | 10,500 | 12,000 |
| | DR01.306 TOTAL | 10,200 | 19,000 | 10,500 | 12,000 | | DP01.306 TOTAL | 10,200 | 20,000 | 10,500 | 12,000 |
| | DR01 TOTAL | 61,200 | 79,000 | 63,000 | 72,000 | | DP01 TOTAL | 61,200 | 79,000 | 63,000 | 72,000 |
| DR02 | Deposits From Academic Institutions | | | | | DP02 | Deposits From Academic Institutions | | | | |
| DR02.302 | <i>Deposits From Conducted Colleges</i> | | | | | DP02.302 | <i>Deposits From Conducted Colleges</i> | | | | |
| DR02.302.001 | [2145] Receipts Of Deposit | | | | | DP02.302.001 | [5230] Refund Of Deposit | | | | |
| | DR02.302 TOTAL | | | | | | DP02.302 TOTAL | | | | |
| | DR02 TOTAL | | | | | | DP02 TOTAL | | | | |
| DR08 | Other Advances & Loans | | | | | DP08 | Other Advances & Loans | | | | |
| DR08.301 | <i>Advances To Institutions</i> | | | | | DP08.301 | <i>Advances To Institutions</i> | | | | |
| DR08.301.001 | [2265] Recovery Of Advances Paid | | | | | DP08.301.001 | [6800] Advance Paid | | | | |
| | DR08.301 TOTAL | | | | | | DP08.301 TOTAL | | | | |
| | DR08 TOTAL | | | | | | DP08 TOTAL | | | | |
| | Sector D TOTAL | 61,200 | 79,000 | 63,000 | 72,000 | | Sector D TOTAL | 61,200 | 79,000 | 63,000 | 72,000 |
| | 0036 Aided Total | 16,35,800 | 19,75,100 | 18,80,950 | 26,02,700 | | 0036 Aided Total | 11,09,200 | 18,59,500 | 11,10,700 | 20,71,000 |

0078 - Department Of Applied Linguistics, Churchgate, Mumbai (Department of Language Teaching) (Unaided)

(Old Unaided Code : 0514)

| RECEIPTS | | | | | | EXPENDITURE | | | | | |
|--------------|---|---|------------------------------------|---|------------------------------------|--------------|--|---|------------------------------------|---|------------------------------------|
| ALIAS | PARTICULARS | Unaudited Figures For Year 2016 - 2017 | Budget Estimates 2017 - 2018 | Revised Budget Estimates 2017 - 2018 | Budget Estimates 2018 - 2019 | ALIAS | PARTICULARS | Unaudited Figures For Year 2016 - 2017 | Budget Estimates 2017 - 2018 | Revised Budget Estimates 2017 - 2018 | Budget Estimates 2018 - 2019 |
| Sector A | Capital And Revenue Receipt / Expenditure Budget | | | | | Sector A | Capital And Revenue Receipt / Expenditure Budget | | | | |
| | | | | | | AP04 | Equipments | | | | |
| | | | | | | AP04.101 | Purchase Of Equipments | | | | |
| | | | | | | AP04.101.012 | [3096] Purchase Of Sport Equipments | | | | |
| | | | | | | | AP04.101 TOTAL | | | | |
| | | | | | | | AP04 TOTAL | | | | |
| | | | | | | AP07 | Books & Journals | | | | |
| | | | | | | AP07.101 | Purchase Of Books & Journals | | | | |
| | | | | | | AP07.101.001 | [3155] Purchase Of Books & Journals | | | | |
| | | | | | | | AP07.101 TOTAL | | | | |
| | | | | | | | AP07 TOTAL | | | | |
| | | | | | | AP09 | Hardware & Peripherals | | | | |
| | | | | | | AP09.101 | Development Exp. | | | | |
| | | | | | | AP09.101.002 | [3201] Purchase Of Hardware | | | | 1,00,000 |
| | | | | | | | AP09.101 TOTAL | | | | 1,00,000 |
| | | | | | | | AP09 TOTAL | | | | 1,00,000 |
| AR10 | Other Development Receipts | | | | | | | | | | |
| AR10.101 | Development Fees | | | | | | | | | | |
| AR10.101.001 | [0111] Development Fees From Student - Institute Share | | | | 6,300 | | | | | | |
| | AR10.101 TOTAL | | | | 6,300 | | | | | | |
| | AR10 TOTAL | | | | 6,300 | | | | | | |
| AR21 | Fees From Students & Colleges | | | | | AP21 | Academic & Activity Expenses | | | | |
| AR21.201 | Academic Receipts - University | | | | | AP21.201 | Academic Expenses | | | | |
| AR21.201.025 | [0208] Alumni Fees Net | | | | | AP21.201.004 | [3328] Student Welfare Expenses/ Student Council Expenses | | | | 2,000 |
| AR21.201.027 | [0210] Centenary Fees Net | | | | | AP21.201.016 | [3340] Identity Card Expenses | | | | |
| AR21.201.029 | [0212] Calandar Fee Net | | | | | | AP21.201 TOTAL | | | | 2,000 |
| | AR21.201 TOTAL | | | | | | | | | | |
| AR21.202 | Academic Receipts -Institution | | | | | AP21.202 | Activity Expenses | | | | |
| AR21.202.001 | [0220] Admission Fee | | | | 5,800 | AP21.202.001 | [3355] Gymkhana Expenses | | | | 5,000 |
| AR21.202.002 | [0221] Tuition Fee | | | | 1,75,000 | AP21.202.013 | [3367] Phd Expenses | | | | |
| AR21.202.003 | [0222] Computer Training Fee | | | | 7,000 | AP21.202.015 | [3369] E-Suvidha Expenses | | | | |

| RECEIPTS | | | | | | EXPENDITURE | | | | | |
|--------------|--|--|------------------------------|--------------------------------------|------------------------------|--------------|--|--|------------------------------|--------------------------------------|------------------------------|
| ALIAS | PARTICULARS | Unaudited Figures For Year 2016 - 2017 | Budget Estimates 2017 - 2018 | Revised Budget Estimates 2017 - 2018 | Budget Estimates 2018 - 2019 | ALIAS | PARTICULARS | Unaudited Figures For Year 2016 - 2017 | Budget Estimates 2017 - 2018 | Revised Budget Estimates 2017 - 2018 | Budget Estimates 2018 - 2019 |
| AR21.202.004 | [0223] Identity Card Fee | | | | 900 | AP21.202.016 | [3370] Enrichment Activity Expenses | | | | |
| | [0224] Diary Fee - Gross | | | | | AP21.202.019 | [3373] Teaching Aid & Accessories Expenses | | | | 5,000 |
| | [0225] Diary Fee - Less : 100% Transfer To University | | | | | AP21.202.037 | [3390] Department Activity Expenses | | | | |
| AR21.202.005 | [0226] Diary Fee - Net | | | | | | | | | | |
| | [0227] E-Suvidha Fee - Gross | | | | | | | | | | |
| | [0228] E-Suvidha - Less : 100% Transfer To University | | | | | | | | | | |
| AR21.202.006 | [0229] E-Suvidha - Net | | | | | | | | | | |
| | [0230] Students Welfare Fee - Gross | | | | | | | | | | |
| | [0231] Students Welfare Fee -Less : Transfer To University | | | | | | | | | | |
| AR21.202.007 | [0232] Students Welfare Fee - Net | | | | | | | | | | |
| | [0233] Medical Fee - Gross | | | | | | | | | | |
| | [0234] Medical Fee-Less : Transfer To University | | | | | | | | | | |
| AR21.202.008 | [0235] Medical Fee - Net | | | | | | | | | | |
| | [0236] Sports Fee - Gross | | | | | | | | | | |
| | [0237] Sports Fee -Less : Transfer To University | | | | | | | | | | |
| AR21.202.009 | [0238] Sports Fee - Net | | | | | | | | | | |
| | AR21.202 TOTAL | | | | 1,88,700 | | AP21.202 TOTAL | | | | 10,000 |
| AR21.203 | Activity Fees | | | | | AP21.203 | Examination Expenses | | | | |
| AR21.203.001 | [0260] Gymkhana Fee | | | | 11,000 | AP21.203.005 | [3474] Ph.D Remuneration Expenses | | | | |
| AR21.203.002 | [0261] Laboratory Fee | | | | | AP21.203.006 | [3475] Examination Remuneration | | | | |
| AR21.203.003 | [0262] Laboratory Breakages | | | | | AP21.203.007 | [3476] Marksheet Expenses | | | | |
| AR21.203.004 | [0263] Internship Fee | | | | 11,000 | AP21.203.010 | [3479] Post & Courier Charges | | | | |
| AR21.203.005 | [0264] Placement Fee | | | | | AP21.203.013 | [3482] Paper Setting | | | | |
| AR21.203.006 | [0265] Phd Entrance Fee | | | | | AP21.203.014 | [3483] Evaluation | | | | |
| AR21.203.007 | [0266] Ph. D. Fee | | | | | AP21.203.017 | [3486] Centre Expenses | | | | |
| AR21.203.008 | [0267] M. Phil Fees | | | | | AP21.203.018 | [3487] Other Contingent Expenses | | | | |
| AR21.203.009 | [0268] Dissertation Fee | | | | | AP21.203.019 | [3488] Semester Examination Exp | | | | |
| AR21.203.010 | [0269] University Publication | | | | | | | | | | |
| AR21.203.096 | [0355] Insurance Fees | | | | 600 | | | | | | |
| | AR21.203 TOTAL | | | | 22,600 | | AP21.203 TOTAL | | | | |
| AR21.207 | Other Fee | | | | | | | | | | |
| AR21.207.001 | [0411] Aptitude Fee | | | | | | | | | | |
| AR21.207.002 | [0412] Fine/ Miscellaneous Fee | | | | 3,500 | | | | | | |
| AR21.207.003 | [0413] Magazine Fee | | | | | | | | | | |
| | AR21.207 TOTAL | | | | 3,500 | | | | | | |

| RECEIPTS | | | | | | EXPENDITURE | | | | | |
|----------|-------------------|---|------------------------------------|---|------------------------------------|--------------|---|---|------------------------------------|---|------------------------------------|
| ALIAS | PARTICULARS | Unaudited Figures For Year 2016 - 2017 | Budget Estimates 2017 - 2018 | Revised Budget Estimates 2017 - 2018 | Budget Estimates 2018 - 2019 | ALIAS | PARTICULARS | Unaudited Figures For Year 2016 - 2017 | Budget Estimates 2017 - 2018 | Revised Budget Estimates 2017 - 2018 | Budget Estimates 2018 - 2019 |
| | | | | | | AP21.209 | Students' Welfare , Sports & Cultural Activivties Expenses | | | | |
| | | | | | | AP21.209.013 | [3562] Workshops & Seminars Expenses | | | | 15,000 |
| | | | | | | | AP21.209 TOTAL | | | | 15,000 |
| | AR21 TOTAL | | | | 2,14,800 | | AP21 TOTAL | | | | 27,000 |
| | | | | | | AP22 | Administrative & General Expenses | | | | |
| | | | | | | AP22.201 | Administrative Expenses | | | | |
| | | | | | | AP22.201.001 | [3601] Advertisement And Publicity | | | | 2,500 |
| | | | | | | AP22.201.002 | [3602] Printing | | | | 1,100 |
| | | | | | | AP22.201.003 | [3603] Stationery | | | | 7,700 |
| | | | | | | AP22.201.004 | [3604] Paper For Printing | | | | 1,200 |
| | | | | | | AP22.201.005 | [3605] Xeroxing Charges | | | | 6,000 |
| | | | | | | AP22.201.006 | [3606] Electricity And Power | | | | 5,000 |
| | | | | | | AP22.201.007 | [3607] Telephone And Internet Charges | | | | 8,000 |
| | | | | | | AP22.201.008 | [3608] Postage , Telegram & Courier Charges | | | | 1,000 |
| | | | | | | AP22.201.011 | [3611] Meeting Expenses | | | | 7,000 |
| | | | | | | AP22.201.012 | [3612] Membership / Subscription Expenses | | | | |
| | | | | | | AP22.201.013 | [3613] Contingency Expenses | | | | 5,000 |
| | | | | | | AP22.201.014 | [3614] News Paper, Periodicals (Magaziens & Journals) | | | | 1,000 |
| | | | | | | AP22.201.016 | [3616] Sanitary Materials | | | | |
| | | | | | | AP22.201.023 | [3623] Miscellaneous Expenses | | | | 6,000 |
| | | | | | | AP22.201.024 | [3624] Statutory Audit Charges | | | | 10,000 |
| | | | | | | AP22.201.025 | [3625] Internal Audit Charges | | | | 10,000 |
| | | | | | | | AP22.201 TOTAL | | | | 71,500 |
| | | | | | | AP22.202 | Travelling And Transportation Expenses | | | | |
| | | | | | | AP22.202.001 | [3645] Ta/Da Expenses Staff | | | | 2,000 |
| | | | | | | | AP22.202 TOTAL | | | | 2,000 |
| | | | | | | AP22.203 | Insurance & Taxes | | | | |
| | | | | | | AP22.203.001 | [3655] Insurance | | | | 500 |
| | | | | | | | AP22.203 TOTAL | | | | 500 |
| | | | | | | AP22.205 | Repairs And Maintenance | | | | |
| | | | | | | AP22.205.001 | [3675] Maintenance Of Office Equipments | | | | |
| | | | | | | AP22.205.002 | [3676] Maintenance Of Furniture & Fixture | | | | 10,000 |
| | | | | | | AP22.205.003 | [3677] Maintenance Of Electric Installation | | | | 5,000 |
| | | | | | | AP22.205.006 | [3680] Maintenance Of AC | | | | 5,000 |
| | | | | | | | AP22.205 TOTAL | | | | 20,000 |
| | | | | | | | AP22 TOTAL | | | | 94,000 |

| RECEIPTS | | | | | | EXPENDITURE | | | | | |
|--------------|--|--|------------------------------|--------------------------------------|------------------------------|--------------|---|--|------------------------------|--------------------------------------|------------------------------|
| ALIAS | PARTICULARS | Unaudited Figures For Year 2016 - 2017 | Budget Estimates 2017 - 2018 | Revised Budget Estimates 2017 - 2018 | Budget Estimates 2018 - 2019 | ALIAS | PARTICULARS | Unaudited Figures For Year 2016 - 2017 | Budget Estimates 2017 - 2018 | Revised Budget Estimates 2017 - 2018 | Budget Estimates 2018 - 2019 |
| AR31 | Salary Grants | | | | | AP31 | Staff Payments & Benefits | | | | |
| AR31.203 | SALARY FROM UNIVRSITY FUND | | | | | | | | | | |
| AR31.203.001 | [0510] Salary From University Fund | | | | 1,80,000 | | | | | | |
| | AR31.203 TOTAL | | | | 1,80,000 | AP31.205 | Un Aided Non Teaching | | | | |
| | | | | | | AP31.205.008 | [3807] Temp. Non Teaching Staff | | | | 1,80,000 |
| | | | | | | | AP31.205 TOTAL | | | | 1,80,000 |
| | AR31 TOTAL | | | | 1,80,000 | | AP31 TOTAL | | | | 1,80,000 |
| AR32 | Other Income | | | | | | | | | | |
| AR32.202 | Interest On Saving Accounts | | | | | | | | | | |
| AR32.202.001 | [0520] Interest On Saving Bank Account | | | | | | | | | | |
| | AR32.202 TOTAL | | | | | | | | | | |
| | AR32 TOTAL | | | | | | | | | | |
| AR33 | Income From Investments | | | | | | | | | | |
| AR33.202 | Investment From University Fund | | | | | | | | | | |
| AR33.202.007 | [0627] Interest On Term Deposits With Bank | | | | | | | | | | |
| | AR33.202 TOTAL | | | | | | | | | | |
| | AR33 TOTAL | | | | | | | | | | |
| | Sector A TOTAL | | | | 4,01,100 | | Sector A TOTAL | | | | 4,01,000 |
| Sector D | Deposits And Advances Budget | | | | | Sector D | Deposits And Advances Budget | | | | |
| DR01 | Students Related Deposits | | | | | DP01 | Students Related Deposits | | | | |
| DR01.301 | Library Deposit | | | | | DP01.301 | Library Deposit | | | | |
| DR01.301.001 | [2105] Receipts Of Deposit | | | | | DP01.301.001 | [5291] Refund Of Deposit | | | | |
| | DR01.301 TOTAL | | | | | DP01.301.002 | [5292] Transfer To Library | | | | |
| | | | | | | | DP01.301 TOTAL | | | | |
| DR01.306 | Caution Maoney Deposit | | | | | DP01.306 | Caution Maoney Deposit | | | | |
| DR01.306.001 | [2171] Caution Money Deposit(refund) | | | | | DP01.306.001 | [5320] Refund Of Deposit | | | | |
| | DR01.306 TOTAL | | | | | | DP01.306 TOTAL | | | | |
| | DR01 TOTAL | | | | | | DP01 TOTAL | | | | |
| DR02 | Deposits From Academic Institutions | | | | | DP02 | Deposits From Academic Institutions | | | | |
| DR02.302 | Deposits From Conducted Colleges | | | | | DP02.302 | Deposits From Conducted Colleges | | | | |
| DR02.302.001 | [2145] Receipts Of Deposit | | | | | DP02.302.001 | [5230] Refund Of Deposit | | | | |
| | DR02.302 TOTAL | | | | | | DP02.302 TOTAL | | | | |
| | DR02 TOTAL | | | | | | DP02 TOTAL | | | | |

| RECEIPTS | | | | | | EXPENDITURE | | | | | |
|--------------|-----------------------------------|---|------------------------------------|---|------------------------------------|--------------|-----------------------------------|---|------------------------------------|---|------------------------------------|
| ALIAS | PARTICULARS | Unaudited Figures For Year 2016 - 2017 | Budget Estimates 2017 - 2018 | Revised Budget Estimates 2017 - 2018 | Budget Estimates 2018 - 2019 | ALIAS | PARTICULARS | Unaudited Figures For Year 2016 - 2017 | Budget Estimates 2017 - 2018 | Revised Budget Estimates 2017 - 2018 | Budget Estimates 2018 - 2019 |
| DR08 | Other Advances & Loans | | | | | DP08 | Other Advances & Loans | | | | |
| DR08.301 | Advances To Institutions | | | | | DP08.301 | Advances To Institutions | | | | |
| DR08.301.001 | [2265] Recovery Of Advances Paid | | | | | DP08.301.001 | [6800] Advance Paid | | | | |
| | DR08.301 TOTAL | | | | | | DP08.301 TOTAL | | | | |
| | DR08 TOTAL | | | | | | DP08 TOTAL | | | | |
| | Sector D TOTAL | | | | | | Sector D TOTAL | | | | |
| | 0078 Aided Total | | | | 4,01,100 | | 0078 Aided Total | | | | 4,01,000 |




0079 - Department of Guidance and Counselling, Churchgate, Mumbai (Unaided)

(Old Unaided Code : 0515)

| RECEIPTS | | | | | | EXPENDITURE | | | | | |
|--------------|---|---|------------------------------------|---|------------------------------------|--------------|---|---|------------------------------------|---|------------------------------------|
| ALIAS | PARTICULARS | Unaudited Figures For Year 2016 - 2017 | Budget Estimates 2017 - 2018 | Revised Budget Estimates 2017 - 2018 | Budget Estimates 2018 - 2019 | ALIAS | PARTICULARS | Unaudited Figures For Year 2016 - 2017 | Budget Estimates 2017 - 2018 | Revised Budget Estimates 2017 - 2018 | Budget Estimates 2018 - 2019 |
| Sector A | Capital And Revenue Receipt / Expenditure Budget | | | | | Sector A | Capital And Revenue Receipt / Expenditure Budget | | | | |
| | | | | | | AP03 | Furniture & Fixtures | | | | |
| | | | | | | AP03.101 | Purchase Of Furniture & Fixtures | | | | |
| | | | | | | AP03.101.002 | [3056] Purchase Of Chairs & Boards | | 10,000 | | 11,000 |
| | | | | | | AP03.101.003 | [3057] Purchase Of Tables | | 5,000 | | 5,500 |
| | | | | | | | AP03.101 TOTAL | | 15,000 | | 16,500 |
| | | | | | | | AP03 TOTAL | | 15,000 | | 16,500 |
| | | | | | | AP04 | Equipments | | | | |
| | | | | | | AP04.101 | Purchase Of Equipments | | | | |
| | | | | | | AP04.101.003 | [3087] Purchase Of Equipment | | 20,000 | | 22,000 |
| | | | | | | | AP04.101 TOTAL | | 20,000 | | 22,000 |
| | | | | | | | AP04 TOTAL | | 20,000 | | 22,000 |
| | | | | | | AP07 | Books & Journals | | | | |
| | | | | | | AP07.101 | Purchase Of Books & Journals | | | | |
| | | | | | | AP07.101.001 | [3155] Purchase Of Books & Journals | | 5,000 | | 5,500 |
| | | | | | | | AP07.101 TOTAL | | 5,000 | | 5,500 |
| | | | | | | | AP07 TOTAL | | 5,000 | | 5,500 |
| AR10 | Other Development Receipts | | | | | | | | | | |
| AR10.101 | Development Fees | | | | | | | | | | |
| AR10.101.001 | [0111] Development Fees From Student - Institute Share | | 7,500 | | 7,500 | | | | | | |
| | [0112] Development Fees From Student- University Share | | 7,500 | | 7,500 | | | | | | |
| | AR10.101 TOTAL | | 7,500 | | 7,500 | | | | | | |
| | AR10 TOTAL | | 7,500 | | 7,500 | | | | | | |
| AR21 | Fees From Students & Colleges | | | | | AP21 | Academic & Activity Expenses | | | | |
| AR21.201 | Academic Receipts - University | | | | | | | | | | |
| | [6370] Alumni Fee - Gross | | | | | | | | | | |
| AR21.201.028 | [0211] Subject Association Fee Net | | | | | | | | | | |
| AR21.201.029 | [0212] Calandar Fee Net | | | | | | | | | | |
| | AR21.201 TOTAL | | | | | | | | | | |
| AR21.202 | Academic Receipts -Institution | | | | | AP21.202 | Activity Expenses | | | | |
| AR21.202.001 | [0220] Admission Fee | | 16,000 | | 16,000 | AP21.202.001 | [3355] Gymkhana Expenses | | 5,000 | | 4,000 |

| RECEIPTS | | | | | | EXPENDITURE | | | | | |
|--------------|--|--|------------------------------|--------------------------------------|------------------------------|--------------|--|--|------------------------------|--------------------------------------|------------------------------|
| ALIAS | PARTICULARS | Unaudited Figures For Year 2016 - 2017 | Budget Estimates 2017 - 2018 | Revised Budget Estimates 2017 - 2018 | Budget Estimates 2018 - 2019 | ALIAS | PARTICULARS | Unaudited Figures For Year 2016 - 2017 | Budget Estimates 2017 - 2018 | Revised Budget Estimates 2017 - 2018 | Budget Estimates 2018 - 2019 |
| AR21.202.002 | [0221] Tuition Fee | | 3,00,000 | | 3,00,000 | AP21.202.009 | [3363] Psychology Lab Expenses | | | | |
| AR21.202.003 | [0222] Computer Training Fee | | 9,000 | | 9,000 | AP21.202.011 | [3365] Educational Tour Expenses | | | | |
| AR21.202.004 | [0223] Identity Card Fee | | 1,000 | | 1,000 | AP21.202.028 | [3382] Certificates/Diploma Courses Expenses | | | | |
| | [0224] Diary Fee - Gross | | | | | AP21.202.037 | [3390] Department Activity Expenses | | 2,000 | | 2,000 |
| | [0225] Diary Fee - Less : 100% Transfer To University | | | | | AP21.202.039 | [3392] Naac Expenses | | | | |
| AR21.202.005 | [0226] Diary Fee - Net | | | | | | | | | | |
| | [0227] E-Suvidha Fee - Gross | | 1,500 | | | | | | | | |
| | [0228] E-Suvidha - Less : 100% Transfer To University | | 1,500 | | | | | | | | |
| AR21.202.006 | [0229] E-Suvidha - Net | | | | | | | | | | |
| | [0230] Students Welfare Fee - Gross | | 2,500 | | | | | | | | |
| | [0231] Students Welfare Fee -Less : Transfer To University | | 2,500 | | | | | | | | |
| AR21.202.007 | [0232] Students Welfare Fee - Net | | | | | | | | | | |
| | [0233] Medical Fee - Gross | | 1,000 | | | | | | | | |
| | [0234] Medical Fee-Less : Transfer To University | | 1,000 | | | | | | | | |
| AR21.202.008 | [0235] Medical Fee - Net | | | | | | | | | | |
| | [0236] Sports Fee - Gross | | 3,000 | | | | | | | | |
| | [0237] Sports Fee -Less : Transfer To University | | 3,000 | | | | | | | | |
| AR21.202.009 | [0238] Sports Fee - Net | | | | | | | | | | |
| | [0239] Disaster Management Fee - Gross | | 500 | | | | | | | | |
| | [0240] Disaster Management Fee -Less : 100% Transfer To University | | 500 | | | | | | | | |
| AR21.202.010 | [0241] Disaster Management Fee - Net | | | | | | | | | | |
| | [0242] Ashwamedh/ Avishkar/ Indradhanushya Fee - Gross | | 900 | | | | | | | | |
| | [0243] Ashwamedh/ Avishkar/ Indradhanushya Fee -Less : 100% Transfer To University | | 900 | | | | | | | | |
| AR21.202.011 | [0244] Ashwamedh/ Avishkar/ Indradhanushya Fee - Net | | | | | | | | | | |
| | [0245] Eligibility Fee -Gross | | 8,000 | | | | | | | | |
| | [0246] Eligibility Fee -Less : 100% Transfer To University | | 8,000 | | | | | | | | |
| AR21.202.012 | [0247] Eligibility Fee -Net | | | | | | | | | | |
| | [0248] Enrolment Fee - Gross | | 8,000 | | | | | | | | |
| | [0249] Enrolment Fee - Less : 100% Transfer To University | | 8,000 | | | | | | | | |
| AR21.202.013 | [0250] Enrolment Fee - Net | | | | | | | | | | |



| RECEIPTS | | | | | | EXPENDITURE | | | | | | |
|--------------|--|--|------------------------------|--------------------------------------|------------------------------|--------------|--|--|------------------------------|--------------------------------------|------------------------------|--|
| ALIAS | PARTICULARS | Unaudited Figures For Year 2016 - 2017 | Budget Estimates 2017 - 2018 | Revised Budget Estimates 2017 - 2018 | Budget Estimates 2018 - 2019 | ALIAS | PARTICULARS | Unaudited Figures For Year 2016 - 2017 | Budget Estimates 2017 - 2018 | Revised Budget Estimates 2017 - 2018 | Budget Estimates 2018 - 2019 | |
| AR21.202.014 | [0251] Examinations - Gross | | 48,000 | | | AR21.202.014 | [0251] Examinations -Less :Transfer To University | | | | | |
| | [0252] Examinations -Less :Transfer To University | | 48,000 | | | | | | | | | |
| | [0253] Examinations Fee- Net | | | | | | | | | | | |
| | [0254] Practical Examination Fees - Gross | | 21,000 | | | | | | | | | |
| AR21.202.015 | [6300] Practical Examinations Fee-Less : Transfer To University | | 21,000 | | | AR21.202.015 | [6301] Practical Examinations Fee - Net | | | | | |
| | [6302] Other Examination Fee - Gross | | | | | | | | | | | |
| AR21.202.016 | [6303] Other Examinations Fee - Net | | | | | AR21.202.016 | [6304] Convocation Fee - Gross | | 11,500 | | | |
| | [6304] Convocation Fee - Gross | | 11,500 | | | | | | | | | |
| AR21.202.017 | [6305] Convocation Fee -Less : 100% Transfer To University | | 11,500 | | | AR21.202.017 | [6306] Convocation Fee - Net | | | | | |
| | [6306] Convocation Fee - Net | | | | | | | | | | | |
| AR21.202.018 | [6307] Library Fee - Gross | | 30,000 | | | AR21.202.018 | [6307] Library Fee - Gross | | 30,000 | | | |
| | [6308] Library Fee -Less : 100% Transfer To University Library | | 30,000 | | | | | | | | | |
| AR21.202.022 | [6309] Library Fee - Net | | | | | AR21.202.022 | [6317] Short Term Course Fee | | | | | |
| AR21.202.023 | [6318] Passing Certificate Fee - Gross | | 4,500 | | | AR21.202.023 | [6318] Passing Certificate Fee -Less : 100% Transfer To University | | 4,500 | | | |
| | [6319] Passing Certificate Fee -Less : 100% Transfer To University | | 4,500 | | | | | | | | | |
| | [6320] Passing Certificate Fee | | | | | | | | | | | |
| | [6321] Dissertation Fee - Gross | | 3,000 | | | | | | | | | |
| AR21.202.023 | [6322] Dissertation Fee -Less : 100% Transfer To University | | 3,000 | | | AR21.202.023 | [6327] Association Fee - Gross | | 1,500 | | | |
| | [6327] Association Fee - Gross | | 1,500 | | | | | | | | | |
| | [6328] Association Fee -Less : 100% Transfer To Univ | | 1,500 | | | | | | | | | |
| | [6328] Association Fee -Less : 100% Transfer To Univ | | 1,500 | | | | | | | | | |
| | AR21.202 TOTAL | | 3,26,000 | | 3,26,000 | | AR21.202 TOTAL | | 7,000 | | 6,000 | |
| AR21.203 | Activity Fees | | | | | AR21.203 | Examination Expenses | | | | | |
| AR21.203.001 | [0260] Gymkhana Fee | | 15,000 | | 15,000 | AR21.203.021 | [3490] College Examination Expenses | | | | | |
| AR21.203.002 | [0261] Laboratory Fee | | 30,000 | | 30,000 | | | | | | | |
| AR21.203.004 | [0263] Internship Fee | | 15,000 | | 15,000 | | | | | | | |
| AR21.203.005 | [0264] Placement Fee | | 15,000 | | 15,000 | | | | | | | |
| AR21.203.023 | [0282] Department Activity Fee | | 1,500 | | 1,500 | | | | | | | |
| AR21.203.096 | [0355] Insurance Fees | | 600 | | 660 | | | | | | | |
| | AR21.203 TOTAL | | 77,100 | | 77,160 | | AR21.203 TOTAL | | | | | |
| AR21.207 | Other Fee | | | | | | | | | | | |
| AR21.207.002 | [0412] Fine/ Miscellaneous Fee | | | | | | | | | | | |
| | AR21.207 TOTAL | | | | | | | | | | | |

| RECEIPTS | | | | | | EXPENDITURE | | | | | |
|----------|-------------------|---|------------------------------------|---|------------------------------------|--------------|--|---|------------------------------------|---|------------------------------------|
| ALIAS | PARTICULARS | Unaudited Figures For Year 2016 - 2017 | Budget Estimates 2017 - 2018 | Revised Budget Estimates 2017 - 2018 | Budget Estimates 2018 - 2019 | ALIAS | PARTICULARS | Unaudited Figures For Year 2016 - 2017 | Budget Estimates 2017 - 2018 | Revised Budget Estimates 2017 - 2018 | Budget Estimates 2018 - 2019 |
| | AR21 TOTAL | | 4,03,100 | | 4,03,160 | | AP21 TOTAL | | 7,000 | | 6,000 |
| | | | | | | AP22 | Administrative & General Expenses | | | | |
| | | | | | | AP22.201 | Administrative Expenses | | | | |
| | | | | | | AP22.201.001 | [3601] Advertisement And Pubicity | | 1,000 | | 1,100 |
| | | | | | | AP22.201.002 | [3602] Printing | | 2,000 | | 2,200 |
| | | | | | | AP22.201.005 | [3605] Xeroxing Charges | | 2,000 | | 2,000 |
| | | | | | | AP22.201.006 | [3606] Electricity And Power | | | | |
| | | | | | | AP22.201.007 | [3607] Telephone And Internet Charges | | 10,000 | | |
| | | | | | | AP22.201.008 | [3608] Postage , Telegram & Courier Charges | | | | |
| | | | | | | AP22.201.014 | [3614] News Paper, Periodicals (Magaziens & Journals) | | 1,000 | | 1,100 |
| | | | | | | AP22.201.016 | [3616] Sanitary Materials | | 1,000 | | 1,100 |
| | | | | | | AP22.201.020 | [3620] Labour Charges | | 2,000 | | 2,200 |
| | | | | | | AP22.201.022 | [3622] Bank Charges | | 1,500 | | 1,700 |
| | | | | | | AP22.201.023 | [3623] Miscellaneous Expenses | | 2,000 | | 2,200 |
| | | | | | | AP22.201.025 | [3625] Internal Audit Charges | | | | |
| | | | | | | | AP22.201 TOTAL | | 22,500 | | 13,600 |
| | | | | | | AP22.202 | Travelling And Transportation Expenses | | | | |
| | | | | | | AP22.202.001 | [3645] Ta/Da Expenses Staff | | 2,000 | | 2,200 |
| | | | | | | | AP22.202 TOTAL | | 2,000 | | 2,200 |
| | | | | | | AP22.203 | Insurance & Taxes | | | | |
| | | | | | | AP22.203.001 | [3655] Insurance | | 600 | | 600 |
| | | | | | | | AP22.203 TOTAL | | 600 | | 600 |
| | | | | | | AP22.204 | Outsource Services | | | | |
| | | | | | | AP22.204.001 | [3665] House Keeping Services | | 5,000 | | 5,500 |
| | | | | | | | AP22.204 TOTAL | | 5,000 | | 5,500 |
| | | | | | | AP22.205 | Repairs And Maintenance | | | | |
| | | | | | | AP22.205.001 | [3675] Maintenance Of Office Equipments | | 2,000 | | |
| | | | | | | AP22.205.002 | [3676] Maintenance Of Furniture & Fixture | | 2,000 | | 2,200 |
| | | | | | | AP22.205.030 | [3704] Maintenance Of Computer | | 5,000 | | 5,500 |
| | | | | | | | AP22.205 TOTAL | | 9,000 | | 7,700 |
| | | | | | | AP22.206 | Other Expenses | | | | |
| | | | | | | AP22.206.004 | [3713] Hospitality & Sumptuary Expenses | | 5,000 | | 5,500 |
| | | | | | | AP22.206.008 | [3717] Any Other Contingent Expenses | | 3,000 | | 3,000 |
| | | | | | | | AP22.206 TOTAL | | 8,000 | | 8,500 |
| | | | | | | AP22.207 | Contribution To Reserve Funds | | | | |
| | | | | | | AP22.207.004 | [3733] Salary Fund | | | | |
| | | | | | | | AP22.207 TOTAL | | | | |

| RECEIPTS | | | | | | EXPENDITURE | | | | | |
|--------------|--|--|------------------------------|--------------------------------------|------------------------------|--------------|---|--|------------------------------|--------------------------------------|------------------------------|
| ALIAS | PARTICULARS | Unaudited Figures For Year 2016 - 2017 | Budget Estimates 2017 - 2018 | Revised Budget Estimates 2017 - 2018 | Budget Estimates 2018 - 2019 | ALIAS | PARTICULARS | Unaudited Figures For Year 2016 - 2017 | Budget Estimates 2017 - 2018 | Revised Budget Estimates 2017 - 2018 | Budget Estimates 2018 - 2019 |
| | | | | | | | AP22 TOTAL | | 47,100 | | 38,100 |
| AR31 | Salary Grants | | | | | AP31 | Staff Payments & Benefits | | | | |
| AR31.201 | State Government- Salary Grants (Non Teaching /Teaching Staff Under Sps) | | | | | AP31.201 | Aided Salaries (Teaching Staff Approved Under Sps) | | | | |
| AR31.201.001 | [0485] Salary Grant | | | | | AP31.201.001 | [3750] Pay & Allowances | | | | |
| AR31.201.002 | [0486] Arrears Of Salary Grants | | | | | AP31.201.002 | [3751] Clock Hour Basis / Consolidated | | | | |
| | AR31.201 TOTAL | | | | | AP31.201.006 | [3755] Leave Travel Concession | | | | |
| | | | | | | | AP31.201 TOTAL | | | | |
| AR31.202 | State Government- Other Than Salary Grants (Non Teaching /Teaching Staff Under Sps) | | | | | | | | | | |
| AR31.202.009 | [0503] Encashment Of Leave | | | | | AP31.204 | Unaided Salaries (Teaching Staff) | | | | |
| | AR31.202 TOTAL | | | | | AP31.204.006 | [3785] Visiting Faculty Teaching | | 2,00,000 | | 2,20,000 |
| | | | | | | AP31.204.009 | [3788] Honarium Faculty Teaching | | | | |
| | | | | | | | AP31.204 TOTAL | | 2,00,000 | | 2,20,000 |
| | | | | | | AP31.205 | Un Aided Non Teaching | | | | |
| | | | | | | AP31.205.002 | [3801] Clock Hour Basis / Consolidated | | | | |
| | | | | | | AP31.205.007 | [3806] Overtime | | | | |
| | | | | | | AP31.205.008 | [3807] Temp. Non Teaching Staff | | 1,20,000 | | 1,62,000 |
| | | | | | | | AP31.205 TOTAL | | 1,20,000 | | 1,62,000 |
| | AR31 TOTAL | | | | | | AP31 TOTAL | | 3,20,000 | | 3,82,000 |
| AR32 | Other Income | | | | | | | | | | |
| AR32.202 | Interest On Saving Accounts | | | | | | | | | | |
| AR32.202.001 | [0520] Interest On Saving Bank Account | | 6,000 | | 5,000 | | | | | | |
| | AR32.202 TOTAL | | 6,000 | | 5,000 | | | | | | |
| AR32.208 | Miscellaneous Receipts | | | | | | | | | | |
| AR32.208.001 | [0560] Sale Of Tender Forms / Waste Papers | | 30,000 | | 15,000 | | | | | | |
| | AR32.208 TOTAL | | 30,000 | | 15,000 | | | | | | |
| | AR32 TOTAL | | 36,000 | | 20,000 | | | | | | |
| AR33 | Income From Investments | | | | | | | | | | |
| AR33.201 | Investments From Earmarked/Endowment Fund | | | | | | | | | | |
| AR33.201.007 | [0617] Interest On Term Deposits With Bank | | 80,000 | | 50,000 | | | | | | |
| | AR33.201 TOTAL | | 80,000 | | 50,000 | | | | | | |
| | AR33 TOTAL | | 80,000 | | 50,000 | | | | | | |

| RECEIPTS | | | | | | EXPENDITURE | | | | | |
|--------------|---|--|------------------------------|--------------------------------------|------------------------------|--------------|--|--|------------------------------|--------------------------------------|------------------------------|
| ALIAS | PARTICULARS | Unaudited Figures For Year 2016 - 2017 | Budget Estimates 2017 - 2018 | Revised Budget Estimates 2017 - 2018 | Budget Estimates 2018 - 2019 | ALIAS | PARTICULARS | Unaudited Figures For Year 2016 - 2017 | Budget Estimates 2017 - 2018 | Revised Budget Estimates 2017 - 2018 | Budget Estimates 2018 - 2019 |
| AR34 | Sale Of Publications | | | | | | | | | | |
| AR34.203 | Sale Of Prospectus & Admission Forms | | | | | | | | | | |
| AR34.203.001 | [0645] Sale Of Prospectus & Admission Forms | | 2,000 | | | | | | | | |
| | AR34.203 TOTAL | | 2,000 | | | | | | | | |
| | AR34 TOTAL | | 2,000 | | | | | | | | |
| | Sector A TOTAL | | 5,28,600 | | 4,80,660 | | Sector A TOTAL | | 4,14,100 | | 4,70,100 |
| Sector C | Earmarked And Special Funds Budget | | | | | Sector C | Earmarked And Special Funds Budget | | | | |
| CR05 | Salary Fund | | | | | CP05 | Salary Fund | | | | |
| CR05.201 | [1735] Contribution From Revenue Budget | | | | | CP05.201 | [5035] Investment In Fixed Deposit | | | | |
| | CR05 TOTAL | | | | | | CP05 TOTAL | | | | |
| | Sector C TOTAL | | | | | | Sector C TOTAL | | | | |
| Sector D | Deposits And Advances Budget | | | | | Sector D | Deposits And Advances Budget | | | | |
| DR01 | Students Related Deposits | | | | | DP01 | Students Related Deposits | | | | |
| DR01.301 | Library Deposit | | | | | DP01.301 | Library Deposit | | | | |
| DR01.301.001 | [2105] Receipts Of Deposit | | 45,000 | | 45,000 | DP01.301.001 | [5291] Refund Of Deposit | | 45,000 | | 45,000 |
| | DR01.301 TOTAL | | 45,000 | | 45,000 | | DP01.301 TOTAL | | 45,000 | | 45,000 |
| DR01.302 | Laboratory Deposit | | | | | DP01.302 | Laboratory Deposit | | | | |
| DR01.302.001 | [2110] Receipts Of Deposit | | | | | DP01.302.001 | [5295] Refund Of Deposit | | | | |
| | DR01.302 TOTAL | | | | | | DP01.302 TOTAL | | | | |
| DR01.306 | Caution Maoney Deposit | | | | | DP01.306 | Caution Maoney Deposit | | | | |
| DR01.306.001 | [2171] Caution Money Deposit(refund) | | 3,000 | | 3,000 | DP01.306.001 | [5320] Refund Of Deposit | | 3,000 | | 3,000 |
| | DR01.306 TOTAL | | 3,000 | | 3,000 | | DP01.306 TOTAL | | 3,000 | | 3,000 |
| | DR01 TOTAL | | 48,000 | | 48,000 | | DP01 TOTAL | | 48,000 | | 48,000 |
| DR02 | Deposits From Academic Institutions | | | | | DP02 | Deposits From Academic Institutions | | | | |
| DR02.301 | Deposits From Affiliated Colleges | | | | | DP02.302 | Deposits From Conducted Colleges | | | | |
| DR02.301.001 | [2140] Receipts Of Deposit | | | | | DP02.302.001 | [5230] Refund Of Deposit | | 2,00,000 | | |
| | DR02.301 TOTAL | | | | | | DP02.302 TOTAL | | 2,00,000 | | |
| DR02.302 | Deposits From Conducted Colleges | | | | | | DP02 TOTAL | | 2,00,000 | | |
| DR02.302.001 | [2145] Receipts Of Deposit | | 2,00,000 | | | | | | | | |
| | DR02.302 TOTAL | | 2,00,000 | | | | | | | | |
| | DR02 TOTAL | | 2,00,000 | | | | | | | | |
| DR08 | Other Advances & Loans | | | | | DP08 | Other Advances & Loans | | | | |
| DR08.301 | Advances To Institutions | | | | | DP08.301 | Advances To Institutions | | | | |

| RECEIPTS | | | | | | EXPENDITURE | | | | | |
|--------------|----------------------------------|---|------------------------------------|---|------------------------------------|--------------|-------------------------|---|------------------------------------|---|------------------------------------|
| ALIAS | PARTICULARS | Unaudited Figures For Year 2016 - 2017 | Budget Estimates 2017 - 2018 | Revised Budget Estimates 2017 - 2018 | Budget Estimates 2018 - 2019 | ALIAS | PARTICULARS | Unaudited Figures For Year 2016 - 2017 | Budget Estimates 2017 - 2018 | Revised Budget Estimates 2017 - 2018 | Budget Estimates 2018 - 2019 |
| DR08.301.001 | [2265] Recovery Of Advances Paid | | 2,00,000 | | | DP08.301.001 | [6800] Advance Paid | | 2,00,000 | | |
| | DR08.301 TOTAL | | 2,00,000 | | | | DP08.301 TOTAL | | 2,00,000 | | |
| | DR08 TOTAL | | 2,00,000 | | | | DP08 TOTAL | | 2,00,000 | | |
| | Sector D TOTAL | | 4,48,000 | | 48,000 | | Sector D TOTAL | | 4,48,000 | | 48,000 |
| | 0079 Aided Total | | 9,76,600 | | 5,28,660 | | 0079 Aided Total | | 8,62,100 | | 5,18,100 |



0382 - Department Of Psychology, Churchgate, Mumbai (Unaided)

(Old Unaided Code : 0510)

| RECEIPTS | | | | | | EXPENDITURE | | | | | |
|--------------|---|--|------------------------------|--------------------------------------|------------------------------|--------------|---|--|------------------------------|--------------------------------------|------------------------------|
| ALIAS | PARTICULARS | Unaudited Figures For Year 2016 - 2017 | Budget Estimates 2017 - 2018 | Revised Budget Estimates 2017 - 2018 | Budget Estimates 2018 - 2019 | ALIAS | PARTICULARS | Unaudited Figures For Year 2016 - 2017 | Budget Estimates 2017 - 2018 | Revised Budget Estimates 2017 - 2018 | Budget Estimates 2018 - 2019 |
| Sector A | Capital And Revenue Receipt / Expenditure Budget | | | | | Sector A | Capital And Revenue Receipt / Expenditure Budget | | | | |
| | | | | | | AP03 | Furniture & Fixtures | | | | |
| | | | | | | AP03.101 | Purchase Of Furniture & Fixtures | | | | |
| | | | | | | AP03.101.002 | [3056] Purchase Of Chairs & Boards | | 5,000 | | |
| | | | | | | AP03.101.003 | [3057] Purchase Of Tables | | 10,000 | | |
| | | | | | | AP03.101.004 | [3058] Purchase Of Cupboards | | 5,000 | | |
| | | | | | | | AP03.101 TOTAL | | 20,000 | | |
| | | | | | | | AP03 TOTAL | | 20,000 | | |
| | | | | | | AP04 | Equipments | | | | |
| | | | | | | AP04.101 | Purchase Of Equipments | | | | |
| | | | | | | AP04.101.022 | [3106] Purchase Of Psychological Test Kit | | | | |
| | | | | | | | AP04.101 TOTAL | | | | |
| | | | | | | | AP04 TOTAL | | | | |
| | | | | | | AP09 | Hardware & Peripherals | | | | |
| | | | | | | AP09.101 | Development Exp. | | | | |
| | | | | | | AP09.101.001 | [3200] Purchase Of Computer | | | | |
| | | | | | | AP09.101.002 | [3201] Purchase Of Hardware | | | | |
| | | | | | | AP09.101.003 | [3202] Purchase Of Laptop | | | | |
| | | | | | | AP09.101.006 | [3205] Purchase Of Printer | | | | |
| | | | | | | | AP09.101 TOTAL | | | | |
| | | | | | | | AP09 TOTAL | | | | |
| AR10 | Other Development Receipts | | | | | | | | | | |
| AR10.101 | Development Fees | | | | | | | | | | |
| AR10.101.001 | [0111] Development Fees From Student - Institute Share | | 2,500 | | | | | | | | |
| | [0112] Development Fees From Student-University Share | | 2,500 | | | | | | | | |
| | [0113] Development Fee | | 5,000 | | | | | | | | |
| | AR10.101 TOTAL | | 2,500 | | | | | | | | |
| | AR10 TOTAL | | 2,500 | | | | | | | | |
| AR21 | Fees From Students & Colleges | | | | | AP21 | Academic & Activity Expenses | | | | |
| AR21.201 | Academic Receipts - University | | | | | AP21.201 | Academic Expenses | | | | |
| AR21.201.025 | [0208] Alumni Fees Net | | | | | AP21.201.011 | [3335] Prospectus Expenses | | | | |

| RECEIPTS | | | | | | EXPENDITURE | | | | | |
|--------------|--|--|------------------------------|--------------------------------------|------------------------------|--------------|----------------------------------|--|------------------------------|--------------------------------------|------------------------------|
| ALIAS | PARTICULARS | Unaudited Figures For Year 2016 - 2017 | Budget Estimates 2017 - 2018 | Revised Budget Estimates 2017 - 2018 | Budget Estimates 2018 - 2019 | ALIAS | PARTICULARS | Unaudited Figures For Year 2016 - 2017 | Budget Estimates 2017 - 2018 | Revised Budget Estimates 2017 - 2018 | Budget Estimates 2018 - 2019 |
| AR21.201.027 | [6370] Alumni Fee - Gross [6371] Less : 100 % Transfer To University [0210] Centenary Fees Net [6372] Centenary Fees - Gross [6373] Less :100 % Transfer To Univaersity | | | | | AP21.201.012 | [3336] Forms Expenses | | | | |
| AR21.201.029 | [0212] Calandar Fee Net [6376] Calender Fees -Gross [6377] Less 100% Transfer To University | | 300 300 | | | AP21.201.014 | [3338] Diary Expenses | | | | |
| | | | | | | AP21.201.015 | [3339] Research Journal Expenses | | | | |
| | AR21.201 TOTAL | | | | | | AP21.201 TOTAL | | | | |
| AR21.202 | Academic Receipts -Institution | | | | | AP21.202 | Activity Expenses | | | | |
| AR21.202.001 | [0220] Admision Fee | | 5,300 | | | AP21.202.001 | [3355] Gymkhana Expenses | | | | |
| AR21.202.002 | [0221] Tution Fee | | 1,50,000 | | | AP21.202.009 | [3363] Psychology Lab Expenses | | 20,000 | | |
| AR21.202.003 | [0222] Computer Training Fee | | 3,000 | | | AP21.202.011 | [3365] Educational Tour Expenses | | | | |
| AR21.202.004 | [0223] Identity Card Fee [0224] Diary Fee - Gross [0225] Diary Fee - Less : 100% Transfer To University | | 500 500 500 | | | AP21.202.012 | [3366] Field Visit Expenses | | | | |
| AR21.202.005 | [0226] Diary Fee - Net [0227] E-Suvidha Fee - Gross [0228] E-Suvidha - Less : 100% Transfer To University | | 500 500 | | | AP21.202.020 | [3374] Internship Expenses | | | | |
| AR21.202.006 | [0229] E-Suvidha - Net [0230] Students Welfare Fee - Gross [0231] Students Welfare Fee -Less : Transfer To University | | 750 750 | | | AP21.202.033 | [3387] Entertainment Expenses | | | | |
| AR21.202.007 | [0232] Students Welfare Fee - Net [0233] Medical Fee - Gross [0234] Medical Fee-Less : Transfer To University | | 350 350 | | | | | | | | |
| AR21.202.008 | [0235] Medical Fee - Net [0236] Sports Fee - Gross [0237] Sports Fee -Less : Transfer To University | | 1,000 1,000 | | | | | | | | |
| AR21.202.009 | [0238] Sports Fee - Net [0239] Disaster Management Fee - Gross [0240] Disaster Management Fee -Less : 100% Transfer To University | | 100 100 | | | | | | | | |
| AR21.202.010 | [0241] Disaster Management Fee - Net [0242] Ashwamedh/ Avishkar/ Indradhanushya Fee - Gross | | 300 | | | | | | | | |

| RECEIPTS | | | | | | EXPENDITURE | | | | | |
|--------------|--|--|------------------------------|--------------------------------------|------------------------------|--------------|------------------------------------|--|------------------------------|--------------------------------------|------------------------------|
| ALIAS | PARTICULARS | Unaudited Figures For Year 2016 - 2017 | Budget Estimates 2017 - 2018 | Revised Budget Estimates 2017 - 2018 | Budget Estimates 2018 - 2019 | ALIAS | PARTICULARS | Unaudited Figures For Year 2016 - 2017 | Budget Estimates 2017 - 2018 | Revised Budget Estimates 2017 - 2018 | Budget Estimates 2018 - 2019 |
| | [0243] Ashwamedh/ Avishkar/ Indradhanushya Fee -Less : 100% Transfer To University | | 300 | | | | | | | | |
| AR21.202.011 | [0244] Ashwamedh/ Avishkar/ Indradhanushya Fee - Net | | | | | | | | | | |
| | [0245] Eligibility Fee -Gross | | | | | | | | | | |
| AR21.202.012 | [0246] Eligibility Fee -Less : 100% Transfer To University | | | | | | | | | | |
| | [0247] Eligibility Fee -Net | | | | | | | | | | |
| | [0248] Enrolment Fee - Gross | | | | | | | | | | |
| AR21.202.013 | [0249] Enrolment Fee - Less : 100% Transfer To University | | | | | | | | | | |
| | [0250] Enrolment Fee - Net | | | | | | | | | | |
| | [0251] Examinations - Gross | | 16,000 | | | | | | | | |
| AR21.202.014 | [0252] Examinations -Less :Transfer To University | | 16,000 | | | | | | | | |
| | [0253] Examinations Fee- Net | | | | | | | | | | |
| | [0254] Practical Examination Fees - Gross | | 7,000 | | | | | | | | |
| AR21.202.015 | [6300] Practical Examinations Fee-Less : Transfer To University | | 7,000 | | | | | | | | |
| | [6301] Practical Examinations Fee - Net | | | | | | | | | | |
| | [6340] Other Examination Fee -Less : Transfer To University | | | | | | | | | | |
| | [6304] Convocation Fee - Gross | | | | | | | | | | |
| AR21.202.017 | [6305] Convocation Fee -Less : 100% Transfer To University | | | | | | | | | | |
| | [6306] Convocation Fee - Net | | | | | | | | | | |
| | [6307] Library Fee - Gross | | 10,000 | | | | | | | | |
| AR21.202.018 | [6308] Library Fee -Less : 100% Transfer To University Library | | 10,000 | | | | | | | | |
| | [6309] Library Fee - Net | | | | | | | | | | |
| | [6327] Association Fee - Gross | | 500 | | | | | | | | |
| AR21.202.026 | [6328] Association Fee -Less : 100% Transfer To Univ | | 500 | | | | | | | | |
| | [6329] Association Fee - Net | | | | | | | | | | |
| | AR21.202 TOTAL | | 1,58,800 | | | | AP21.202 TOTAL | | 20,000 | | |
| AR21.203 | Activity Fees | | | | | AP21.203 | Examination Expenses | | | | |
| AR21.203.001 | [0260] Gymkhana Fee | | 5,000 | | | AP21.203.001 | [3470] Printing | | | | |
| AR21.203.002 | [0261] Laboratory Fee | | 10,000 | | | AP21.203.002 | [3471] Stationery | | | | |
| AR21.203.003 | [0262] Laboratory Breakages | | 2,500 | | | AP21.203.003 | [3472] Printing Of Answer Books | | | | |
| AR21.203.096 | [0355] Insurance Fees | | 300 | | | AP21.203.004 | [3473] Printing Of Question Papers | | | | |
| | | | | | | AP21.203.005 | [3474] Ph.D Remuneration Expenses | | | | |

| RECEIPTS | | | | | | EXPENDITURE | | | | | |
|--------------|-----------------------------------|--|------------------------------|--------------------------------------|------------------------------|--------------|--|--|------------------------------|--------------------------------------|------------------------------|
| ALIAS | PARTICULARS | Unaudited Figures For Year 2016 - 2017 | Budget Estimates 2017 - 2018 | Revised Budget Estimates 2017 - 2018 | Budget Estimates 2018 - 2019 | ALIAS | PARTICULARS | Unaudited Figures For Year 2016 - 2017 | Budget Estimates 2017 - 2018 | Revised Budget Estimates 2017 - 2018 | Budget Estimates 2018 - 2019 |
| | | | | | | AP21.203.006 | [3475] Examination Remuneration | | | | |
| | | | | | | AP21.203.007 | [3476] Marksheet Expenses | | | | |
| | | | | | | AP21.203.010 | [3479] Post & Courier Charges | | | | |
| | | | | | | AP21.203.011 | [3480] Travelling Expenses For Exam. | | | | |
| | | | | | | AP21.203.013 | [3482] Paper Setting | | | | |
| | | | | | | AP21.203.014 | [3483] Evaluation | | | | |
| | AR21.203 TOTAL | | 17,800 | | | | AP21.203 TOTAL | | | | |
| | | | | | | AP21.206 | Seminars & Conferances | | | | |
| | | | | | | AP21.206.001 | [3515] Seminar Publication | | | | |
| | | | | | | AP21.206.002 | [3516] Stationery | | | | |
| | | | | | | AP21.206.004 | [3518] Memorial Lectures | | | | |
| | | | | | | AP21.206.006 | [3520] Travelling Expenses | | | | |
| | | | | | | AP21.206.007 | [3521] Books & Journals | | | | |
| | | | | | | | AP21.206 TOTAL | | | | |
| AR21.207 | Other Fee | | | | | | | | | | |
| AR21.207.002 | [0412] Fine/ Miscellaneous Fee | | 1,500 | | | | | | | | |
| AR21.207.009 | [0419] Transcript Charge (Income) | | | | | | | | | | |
| | AR21.207 TOTAL | | 1,500 | | | | | | | | |
| | | | | | | AP21.209 | Students' Welfare , Sports & Cultural Activities Expenses | | | | |
| | | | | | | AP21.209.003 | [3552] Ashwmedh Expenses | | | | |
| | | | | | | AP21.209.007 | [3556] Co-Curriculum Activity Expenses | | | | |
| | | | | | | | AP21.209 TOTAL | | | | |
| | AR21 TOTAL | | 1,78,100 | | | | AP21 TOTAL | | 20,000 | | |
| | | | | | | AP22 | Administrative & General Expenses | | | | |
| | | | | | | AP22.201 | Administrative Expenses | | | | |
| | | | | | | AP22.201.001 | [3601] Advertisement And Publicity | | | | |
| | | | | | | AP22.201.002 | [3602] Printing | | 3,000 | | |
| | | | | | | AP22.201.003 | [3603] Stationery | | 5,000 | | |
| | | | | | | AP22.201.004 | [3604] Paper For Printing | | | | |
| | | | | | | AP22.201.005 | [3605] Xeroxing Charges | | 30,000 | | |
| | | | | | | AP22.201.006 | [3606] Electricity And Power | | | | |
| | | | | | | AP22.201.007 | [3607] Telephone And Internet Charges | | | | |
| | | | | | | AP22.201.008 | [3608] Postage , Telegram & Courier Charges | | 5,000 | | |
| | | | | | | AP22.201.011 | [3611] Meeting Expenses | | | | |
| | | | | | | AP22.201.014 | [3614] News Paper, Periodicals (Magaziens & Journals) | | | | |
| | | | | | | AP22.201.016 | [3616] Sanitary Materials | | | | |

| RECEIPTS | | | | | | EXPENDITURE | | | | | |
|----------|------------------------------|---|------------------------------------|---|------------------------------------|--------------|---|---|------------------------------------|---|------------------------------------|
| ALIAS | PARTICULARS | Unaudited Figures For Year 2016 - 2017 | Budget Estimates 2017 - 2018 | Revised Budget Estimates 2017 - 2018 | Budget Estimates 2018 - 2019 | ALIAS | PARTICULARS | Unaudited Figures For Year 2016 - 2017 | Budget Estimates 2017 - 2018 | Revised Budget Estimates 2017 - 2018 | Budget Estimates 2018 - 2019 |
| | | | | | | AP22.201.021 | [3621] Pest Control | | | | |
| | | | | | | AP22.201.022 | [3622] Bank Charges | | | | |
| | | | | | | AP22.201.023 | [3623] Miscellaneous Expenses | | 5,000 | | |
| | | | | | | AP22.201.024 | [3624] Statutory Audit Charges | | 10,000 | | |
| | | | | | | AP22.201.025 | [3625] Internal Audit Charges | | 10,000 | | |
| | | | | | | AP22.201.028 | [3628] Outsourcing Account Work | | | | |
| | | | | | | | AP22.201 TOTAL | | 68,000 | | |
| | | | | | | AP22.202 | Travelling And Transportation Expenses | | | | |
| | | | | | | AP22.202.001 | [3645] Ta/Da Expenses Staff | | 5,000 | | |
| | | | | | | AP22.202.002 | [3646] Ta/Da Expenses Meeting | | | | |
| | | | | | | AP22.202.003 | [3647] Vehicle Hire Charges | | | | |
| | | | | | | AP22.202.004 | [3648] Food Allowance | | | | |
| | | | | | | AP22.202.005 | [3649] Nabl Travelling Charges | | | | |
| | | | | | | | AP22.202 TOTAL | | 5,000 | | |
| | | | | | | AP22.203 | Insurance & Taxes | | | | |
| | | | | | | AP22.203.001 | [3655] Insurance | | 300 | | |
| | | | | | | | AP22.203 TOTAL | | 300 | | |
| | | | | | | AP22.204 | Outsource Services | | | | |
| | | | | | | AP22.204.001 | [3665] House Keeping Services | | 5,000 | | |
| | | | | | | | AP22.204 TOTAL | | 5,000 | | |
| | | | | | | AP22.205 | Repairs And Maintenance | | | | |
| | | | | | | AP22.205.005 | [3679] Maintenance Of Software | | | | |
| | | | | | | AP22.205.030 | [3704] Maintenance Of Computer | | 5,000 | | |
| | | | | | | | AP22.205 TOTAL | | 5,000 | | |
| | | | | | | | AP22 TOTAL | | 83,300 | | |
| | | | | | | AP31 | Staff Payments & Benefits | | | | |
| | | | | | | AP31.204 | Unaided Salaries (Teaching Staff) | | | | |
| | | | | | | AP31.204.002 | [3781] Clock Hour Basis / Consolidated | | | | |
| | | | | | | AP31.204.006 | [3785] Visiting Faculty Teaching | | 50,000 | 42,000 | |
| | | | | | | | AP31.204 TOTAL | | 50,000 | 42,000 | |
| | | | | | | | AP31 TOTAL | | 50,000 | 42,000 | |
| | | | | | | | Sector A TOTAL | | 1,73,300 | 42,000 | |
| | Sector A TOTAL | | 1,80,600 | | | | | | | | |
| Sector D | Deposits And Advances Budget | | | | | Sector D | Deposits And Advances Budget | | | | |
| | | | | | | DP01 | Students Related Deposits | | | | |
| | | | | | | DP01.306 | Caution Maoney Deposit | | | | |
| | | | | | | DP01.306.001 | [5320] Refund Of Deposit | | | | |

| RECEIPTS | | | | | | EXPENDITURE | | | | | |
|--------------|--|---|------------------------------------|---|------------------------------------|--------------|--|---|------------------------------------|---|------------------------------------|
| ALIAS | PARTICULARS | Unaudited Figures For Year 2016 - 2017 | Budget Estimates 2017 - 2018 | Revised Budget Estimates 2017 - 2018 | Budget Estimates 2018 - 2019 | ALIAS | PARTICULARS | Unaudited Figures For Year 2016 - 2017 | Budget Estimates 2017 - 2018 | Revised Budget Estimates 2017 - 2018 | Budget Estimates 2018 - 2019 |
| | | | | | | | DP01.306 TOTAL | | | | |
| | | | | | | | DP01 TOTAL | | | | |
| DR02 | Deposits From Academic Institutions | | | | | DP02 | Deposits From Academic Institutions | | | | |
| DR02.302 | Deposits From Conducted Colleges | | | | | DP02.302 | Deposits From Conducted Colleges | | | | |
| DR02.302.001 | [2145] Receipts Of Deposit | | | | | DP02.302.001 | [5230] Refund Of Deposit | | | | |
| | DR02.302 TOTAL | | | | | | DP02.302 TOTAL | | | | |
| | DR02 TOTAL | | | | | | DP02 TOTAL | | | | |
| DR08 | Other Advances & Loans | | | | | DP08 | Other Advances & Loans | | | | |
| DR08.301 | Advances To Institutions | | | | | DP08.301 | Advances To Institutions | | | | |
| DR08.301.001 | [2265] Recovery Of Advances Paid | | | | | DP08.301.001 | [6800] Advance Paid | | | | |
| | DR08.301 TOTAL | | | | | | DP08.301 TOTAL | | | | |
| | DR08 TOTAL | | | | | | DP08 TOTAL | | | | |
| | Sector D TOTAL | | | | | | Sector D TOTAL | | | | |
| | 0382 Aided Total | | 1,80,600 | | | | 0382 Aided Total | | 1,73,300 | 42,000 | |



0388 - Department Of Social Work, Churchgate, Mumbai (Unaided)

(Old Unaided Code : 0517)

| RECEIPTS | | | | | | EXPENDITURE | | | | | |
|--------------|---|---|------------------------------------|---|------------------------------------|--------------|---|---|------------------------------------|---|------------------------------------|
| ALIAS | PARTICULARS | Unaudited Figures For Year 2016 - 2017 | Budget Estimates 2017 - 2018 | Revised Budget Estimates 2017 - 2018 | Budget Estimates 2018 - 2019 | ALIAS | PARTICULARS | Unaudited Figures For Year 2016 - 2017 | Budget Estimates 2017 - 2018 | Revised Budget Estimates 2017 - 2018 | Budget Estimates 2018 - 2019 |
| Sector A | Capital And Revenue Receipt / Expenditure Budget | | | | | Sector A | Capital And Revenue Receipt / Expenditure Budget | | | | |
| | | | | | | AP03 | Furniture & Fixtures | | | | |
| | | | | | | AP03.101 | Purchase Of Furniture & Fixtures | | | | |
| | | | | | | AP03.101.001 | [3065] Purchase Of Furniture | | | | 1,00,000 |
| | | | | | | | AP03.101 TOTAL | | | | 1,00,000 |
| | | | | | | | AP03 TOTAL | | | | 1,00,000 |
| | | | | | | AP07 | Books & Journals | | | | |
| | | | | | | AP07.101 | Purchase Of Books & Journals | | | | |
| | | | | | | AP07.101.001 | [3155] Purchase Of Books & Journals | | 25,000 | | |
| | | | | | | | AP07.101 TOTAL | | 25,000 | | |
| | | | | | | | AP07 TOTAL | | 25,000 | | |
| | | | | | | AP08 | Software & Development | | | | |
| | | | | | | AP08.101 | Purchase Of Software | | | | |
| | | | | | | AP08.101.005 | [3174] Purchase Of Software | | 2,00,000 | | 2,00,000 |
| | | | | | | | AP08.101 TOTAL | | 2,00,000 | | 2,00,000 |
| | | | | | | | AP08 TOTAL | | 2,00,000 | | 2,00,000 |
| AR10 | Other Development Receipts | | | | | | | | | | |
| AR10.101 | Development Fees | | | | | | | | | | |
| AR10.101.001 | [0111] Development Fees From Student - Institute Share | 7,500 | 18,500 | 10,500 | 17,000 | | | | | | |
| | [0112] Development Fees From Student- University Share | 7,500 | 18,500 | 10,500 | 17,000 | | | | | | |
| | [0113] Development Fee | 15,000 | 37,000 | 21,000 | 34,000 | | | | | | |
| | AR10.101 TOTAL | 7,500 | 18,500 | 10,500 | 17,000 | | | | | | |
| | AR10 TOTAL | 7,500 | 18,500 | 10,500 | 17,000 | | | | | | |
| AR21 | Fees From Students & Colleges | | | | | AR21 | Academic & Activity Expenses | | | | |
| AR21.201 | Academic Receipts - University | | | | | | | | | | |
| AR21.201.025 | [0208] Alumni Fees Net | | | | | | | | | | |
| | [6370] Alumni Fee - Gross | 2,700 | 3,300 | 2,900 | 3,000 | | | | | | |
| | [6371] Less : 100 % Transfer To University | 2,700 | 3,300 | 2,900 | 3,000 | | | | | | |
| AR21.201.027 | [0210] Centenary Fees Net | | | | | | | | | | |
| | [6372] Centenary Fees - Gross | 2,800 | | | | | | | | | |
| | [6373] Less :100 % Transfer To Univaersity | 2,800 | | | | | | | | | |

| RECEIPTS | | | | | | EXPENDITURE | | | | | |
|--------------|--|--|------------------------------|--------------------------------------|------------------------------|--------------|-----------------------------|--|------------------------------|--------------------------------------|------------------------------|
| ALIAS | PARTICULARS | Unaudited Figures For Year 2016 - 2017 | Budget Estimates 2017 - 2018 | Revised Budget Estimates 2017 - 2018 | Budget Estimates 2018 - 2019 | ALIAS | PARTICULARS | Unaudited Figures For Year 2016 - 2017 | Budget Estimates 2017 - 2018 | Revised Budget Estimates 2017 - 2018 | Budget Estimates 2018 - 2019 |
| AR21.201.028 | [0211] Subject Association Fee Net | | | | | | | | | | |
| | [6374] Subject Association Fees - Gross | 3,200 | 3,600 | 2,900 | | | | | | | |
| | [6375] Less : 100 % Transfer To University | 3,200 | 3,600 | 2,900 | | | | | | | |
| AR21.201.029 | [0212] Calandar Fee Net | | | | | | | | | | |
| | [6376] Calender Fees -Gross | 2,000 | | | | | | | | | |
| | [6377] Less 100% Transfer To University | 2,000 | | | | | | | | | |
| | AR21.201 TOTAL | | | | | | | | | | |
| AR21.202 | Academic Receipts -Institution | | | | | AP21.202 | Activity Expenses | | | | |
| AR21.202.001 | [0220] Admission Fee | 16,400 | 38,700 | 16,400 | 36,100 | AP21.202.001 | [3355] Gymkhana Expenses | 20,800 | 37,000 | 37,000 | 34,000 |
| AR21.202.002 | [0221] Tution Fee | 7,64,000 | 21,90,000 | 14,11,000 | 20,40,000 | AP21.202.012 | [3366] Field Visit Expenses | 2,29,500 | 3,65,000 | 3,65,000 | 3,40,000 |
| AR21.202.003 | [0222] Computer Training Fee | 2,000 | 36,500 | 28,500 | 34,000 | | | | | | |
| AR21.202.004 | [0223] Identity Card Fee | 2,300 | 2,600 | 2,000 | 2,400 | | | | | | |
| | [0224] Diary Fee - Gross | 3,400 | | | | | | | | | |
| | [0225] Diary Fee - Less : 100% Transfer To University | 3,400 | | | | | | | | | |
| AR21.202.005 | [0226] Diary Fee - Net | | | | | | | | | | |
| | [0227] E-Suvidha Fee - Gross | 3,200 | 3,600 | 2,900 | 3,400 | | | | | | |
| | [0228] E-Suvidha - Less : 100% Transfer To University | 3,200 | 3,600 | 2,900 | 3,400 | | | | | | |
| AR21.202.006 | [0229] E-Suvidha - Net | | | | | | | | | | |
| | [0230] Students Welfare Fee - Gross | 4,800 | 5,500 | 4,300 | 5,100 | | | | | | |
| | [0231] Students Welfare Fee -Less : Transfer To University | 4,800 | 5,500 | 4,300 | 5,100 | | | | | | |
| AR21.202.007 | [0232] Students Welfare Fee - Net | | | | | | | | | | |
| | [0233] Medical Fee - Gross | 2,300 | 2,600 | 2,000 | 2,400 | | | | | | |
| | [0234] Medical Fee-Less : Transfer To University | 2,300 | 2,600 | 2,000 | 2,400 | | | | | | |
| AR21.202.008 | [0235] Medical Fee - Net | | | | | | | | | | |
| | [0236] Sports Fee - Gross | 6,400 | 7,300 | 5,700 | 6,800 | | | | | | |
| | [0237] Sports Fee -Less : Transfer To University | 6,400 | 7,300 | 5,700 | 6,800 | | | | | | |
| AR21.202.009 | [0238] Sports Fee - Net | | | | | | | | | | |
| | [0239] Disaster Management Fee - Gross | 700 | 750 | 600 | 700 | | | | | | |
| | [0240] Disaster Management Fee -Less : 100% Transfer To University | 700 | 750 | 600 | 700 | | | | | | |
| AR21.202.010 | [0241] Disaster Management Fee - Net | | | | | | | | | | |
| | [0242] Ashwamedh/ Avishkar/ Indradhanushya Fee - Gross | 2,000 | 2,200 | 1,800 | 2,100 | | | | | | |
| | [0243] Ashwamedh/ Avishkar/ Indradhanushya Fee -Less : 100% Transfer To University | 2,000 | 2,200 | 1,800 | 2,100 | | | | | | |

| RECEIPTS | | | | | | EXPENDITURE | | | | | |
|--------------|---|---|------------------------------------|---|------------------------------------|--------------|-------------------------------------|---|------------------------------------|---|------------------------------------|
| ALIAS | PARTICULARS | Unaudited Figures For Year 2016 - 2017 | Budget Estimates 2017 - 2018 | Revised Budget Estimates 2017 - 2018 | Budget Estimates 2018 - 2019 | ALIAS | PARTICULARS | Unaudited Figures For Year 2016 - 2017 | Budget Estimates 2017 - 2018 | Revised Budget Estimates 2017 - 2018 | Budget Estimates 2018 - 2019 |
| AR21.202.011 | [0244] Ashwamedh/ Avishkar/ Indradhanushya Fee - Net | | | | | | | | | | |
| | [0245] Eligibility Fee -Gross | 4,300 | 10,000 | 7,800 | 10,000 | | | | | | |
| | [0246] Eligibility Fee -Less : 100% Transfer To University | 4,300 | 10,000 | 7,800 | 10,000 | | | | | | |
| AR21.202.012 | [0247] Eligibility Fee -Net | | | | | | | | | | |
| | [0248] Enrolment Fee - Gross | 4,000 | 10,000 | 7,800 | 10,000 | | | | | | |
| | [0249] Enrolment Fee - Less : 100% Transfer To University | 4,000 | 10,000 | 7,800 | 10,000 | | | | | | |
| AR21.202.013 | [0250] Enrolment Fee - Net | | | | | | | | | | |
| | [0251] Examinations - Gross | 75,200 | 1,17,000 | 1,15,200 | 1,10,000 | | | | | | |
| | [0252] Examinations -Less :Transfer To University | 75,200 | 1,17,000 | 1,15,200 | 1,10,000 | | | | | | |
| AR21.202.014 | [0253] Examinations Fee- Net | | | | | | | | | | |
| | [6302] Other Examination Fee - Gross | | 4,500 | | | | | | | | |
| | [6340] Other Examination Fee -Less : Transfer To University | | 4,500 | | | | | | | | |
| AR21.202.016 | [6303] Other Examinations Fee - Net | | | | | | | | | | |
| | [6304] Convocation Fee - Gross | 9,100 | 15,000 | 13,600 | 12,600 | | | | | | |
| | [6305] Convocation Fee -Less : 100% Transfer To University | 9,100 | 15,000 | 13,600 | 12,600 | | | | | | |
| AR21.202.017 | [6306] Convocation Fee - Net | | | | | | | | | | |
| | [6307] Library Fee - Gross | 60,000 | 73,000 | 57,000 | 68,000 | | | | | | |
| | [6308] Library Fee -Less : 100% Transfer To University Library | 60,000 | 73,000 | 57,000 | 68,000 | | | | | | |
| AR21.202.018 | [6309] Library Fee - Net | | | | | | | | | | |
| | [6327] Association Fee - Gross | | | | 3,400 | | | | | | |
| | [6328] Association Fee -Less : 100% Transfer To Univ | | | | 3,400 | | | | | | |
| AR21.202.026 | [6329] Association Fee - Net | | | | | | | | | | |
| | AR21.202 TOTAL | 7,84,700 | 22,67,800 | 14,57,900 | 21,12,500 | | AP21.202 TOTAL | 2,50,300 | 4,02,000 | 4,02,000 | 3,74,000 |
| AR21.203 | Activity Fees | | | | | AP21.203 | Examination Expenses | | | | |
| AR21.203.001 | [0260] Gymkhana Fee | 17,000 | 36,500 | 17,500 | 34,000 | AP21.203.021 | [3490] College Examination Expenses | 3,000 | 25,000 | | 25,000 |
| AR21.203.004 | [0263] Internship Fee | 13,000 | | 14,500 | 14,000 | | | | | | |
| AR21.203.009 | [0268] Dissertation Fee | | | 7,300 | 7,000 | | | | | | |
| AR21.203.012 | [0271] Registration Fee | 4,700 | 4,000 | 4,800 | 5,000 | | | | | | |
| AR21.203.023 | [0282] Department Activity Fee | 7,000 | | 7,000 | 10,000 | | | | | | |
| AR21.203.096 | [0355] Insurance Fees | 2,100 | 1,600 | 1,300 | 1,500 | | | | | | |
| | AR21.203 TOTAL | 43,800 | 42,100 | 52,400 | 71,500 | | AP21.203 TOTAL | 3,000 | 25,000 | | 25,000 |
| AR21.204 | Examination Fees | | | | | AP21.204 | Refund Of Fees | | | | |
| AR21.204.007 | [0377] Passing Certificate Fees | | | 2,000 | 4,200 | AP21.204.001 | [3500] Refund Of Course Fees | 13,400 | 45,000 | | |

| RECEIPTS | | | | | | EXPENDITURE | | | | | |
|--------------|--|---|------------------------------------|---|------------------------------------|--------------|--|---|------------------------------------|---|------------------------------------|
| ALIAS | PARTICULARS | Unaudited Figures For Year 2016 - 2017 | Budget Estimates 2017 - 2018 | Revised Budget Estimates 2017 - 2018 | Budget Estimates 2018 - 2019 | ALIAS | PARTICULARS | Unaudited Figures For Year 2016 - 2017 | Budget Estimates 2017 - 2018 | Revised Budget Estimates 2017 - 2018 | Budget Estimates 2018 - 2019 |
| | AR21.204 TOTAL | | | 2,000 | 4,200 | AP21.204.002 | [3501] Refund Of Other Fees | 3,400 | 5,000 | 800 | 2,000 |
| | | | | | | | AP21.204 TOTAL | 16,800 | 50,000 | 800 | 2,000 |
| AR21.207 | Other Fee | | | | | | | | | | |
| AR21.207.002 | [0412] Fine/ Miscellaneous Fee | 9,800 | 11,000 | 9,000 | 10,200 | | | | | | |
| AR21.207.006 | [0416] Annual Field Work/ Educational/ Industrial Visit Fee | 3,70,600 | 3,65,000 | 2,85,000 | 3,40,000 | | | | | | |
| | AR21.207 TOTAL | 3,80,400 | 3,76,000 | 2,94,000 | 3,50,200 | | | | | | |
| | AR21 TOTAL | 12,08,900 | 26,85,900 | 18,06,300 | 25,38,400 | | AP21 TOTAL | 2,70,100 | 4,77,000 | 4,02,800 | 4,01,000 |
| | | | | | | AP22 | Administrative & General Expenses | | | | |
| | | | | | | AP22.201 | Administrative Expenses | | | | |
| | | | | | | AP22.201.002 | [3602] Printing | | 15,000 | 2,000 | 10,000 |
| | | | | | | AP22.201.003 | [3603] Stationery | 8,600 | 15,000 | 5,000 | 10,000 |
| | | | | | | AP22.201.006 | [3606] Electricity And Power | 1,700 | 10,000 | 5,000 | 10,000 |
| | | | | | | AP22.201.007 | [3607] Telephone And Internet Charges | | 20,000 | 6,000 | 20,000 |
| | | | | | | AP22.201.008 | [3608] Postage , Telegram & Courier Charges | 1,200 | 3,000 | 1,000 | 3,000 |
| | | | | | | AP22.201.011 | [3611] Meeting Expenses | | 8,000 | 2,000 | 8,000 |
| | | | | | | AP22.201.024 | [3624] Statutory Audit Charges | | 15,000 | 15,000 | 15,000 |
| | | | | | | AP22.201.025 | [3625] Internal Audit Charges | | 15,000 | 15,000 | 15,000 |
| | | | | | | AP22.201.028 | [3628] Outsourcing Account Work | | | 5,000 | 5,000 |
| | | | | | | | AP22.201 TOTAL | 11,500 | 1,01,000 | 56,000 | 96,000 |
| | | | | | | AP22.203 | Insurance & Taxes | | | | |
| | | | | | | AP22.203.001 | [3655] Insurance | | 2,000 | 2,000 | 2,000 |
| | | | | | | | AP22.203 TOTAL | | 2,000 | 2,000 | 2,000 |
| | | | | | | AP22.204 | Outsource Services | | | | |
| | | | | | | AP22.204.001 | [3665] House Keeping Services | | 5,000 | 5,000 | 5,000 |
| | | | | | | | AP22.204 TOTAL | | 5,000 | 5,000 | 5,000 |
| | | | | | | AP22.205 | Repairs And Maintenance | | | | |
| | | | | | | AP22.205.001 | [3675] Maintenance Of Office Equipments | 1,800 | 15,000 | 2,000 | 15,000 |
| | | | | | | AP22.205.002 | [3676] Maintenance Of Furniture & Fixture | | 10,000 | | 10,000 |
| | | | | | | AP22.205.004 | [3678] Maintenance Of Hardwares | 2,400 | 10,000 | 10,000 | 15,000 |
| | | | | | | AP22.205.010 | [3684] Antivirus Software | | | | 10,000 |
| | | | | | | AP22.205.012 | [3686] Maintenance Of Building | | 20,000 | | 20,000 |
| | | | | | | AP22.205.030 | [3704] Maintenance Of Computer | | 7,500 | 7,500 | 15,000 |
| | | | | | | | AP22.205 TOTAL | 4,200 | 62,500 | 19,500 | 85,000 |
| | | | | | | AP22.206 | Other Expenses | | | | |
| | | | | | | AP22.206.004 | [3713] Hospitality & Sumptuary Expenses | 1,400 | 10,000 | 5,000 | 10,000 |
| | | | | | | AP22.206.008 | [3717] Any Other Contingent Expenses | 5,600 | 12,000 | 5,000 | 12,000 |
| | | | | | | | AP22.206 TOTAL | 7,000 | 22,000 | 10,000 | 22,000 |

| RECEIPTS | | | | | | EXPENDITURE | | | | | |
|--------------|--|---|------------------------------------|---|------------------------------------|--------------|--|---|------------------------------------|---|------------------------------------|
| ALIAS | PARTICULARS | Unaudited Figures For Year 2016 - 2017 | Budget Estimates 2017 - 2018 | Revised Budget Estimates 2017 - 2018 | Budget Estimates 2018 - 2019 | ALIAS | PARTICULARS | Unaudited Figures For Year 2016 - 2017 | Budget Estimates 2017 - 2018 | Revised Budget Estimates 2017 - 2018 | Budget Estimates 2018 - 2019 |
| | | | | | | AP22.207 | Contribution To Reserve Funds | | | | |
| | | | | | | AP22.207.004 | [3733] Salary Fund | | 2,00,000 | | 2,00,000 |
| | | | | | | | AP22.207 TOTAL | | 2,00,000 | | 2,00,000 |
| | | | | | | | AP22 TOTAL | 22,700 | 3,92,500 | 92,500 | 4,10,000 |
| | | | | | | AP31 | Staff Payments & Benefits | | | | |
| | | | | | | AP31.204 | Unaided Salaries (Teaching Staff) | | | | |
| | | | | | | AP31.204.006 | [3785] Visiting Faculty Teaching | 1,63,500 | 12,00,000 | 6,00,000 | 12,00,000 |
| | | | | | | | AP31.204 TOTAL | 1,63,500 | 12,00,000 | 6,00,000 | 12,00,000 |
| | | | | | | AP31.205 | Un Aided Non Teaching | | | | |
| | | | | | | AP31.205.001 | [3793] Pay & Allowances | 2,12,900 | 4,40,000 | 4,40,000 | 4,50,000 |
| | | | | | | AP31.205.008 | [3807] Temp. Non Teaching Staff | | 1,00,000 | 1,30,000 | 1,65,000 |
| | | | | | | | AP31.205 TOTAL | 2,12,900 | 5,40,000 | 5,70,000 | 6,15,000 |
| | | | | | | | AP31 TOTAL | 3,76,400 | 17,40,000 | 11,70,000 | 18,15,000 |
| AR33 | Income From Investments | | | | | | | | | | |
| AR33.202 | Investment From University Fund | | | | | | | | | | |
| AR33.202.007 | [0627] Interest On Term Deposits With Bank | | 2,00,000 | 1,00,000 | 20,00,000 | | | | | | |
| | AR33.202 TOTAL | | 2,00,000 | 1,00,000 | 20,00,000 | | | | | | |
| | AR33 TOTAL | | 2,00,000 | 1,00,000 | 20,00,000 | | | | | | |
| | Sector A TOTAL | 12,16,400 | 29,04,400 | 19,16,800 | 45,55,400 | | Sector A TOTAL | 6,69,200 | 28,34,500 | 16,65,300 | 29,26,000 |
| Sector D | Deposits And Advances Budget | | | | | Sector D | Deposits And Advances Budget | | | | |
| DR01 | Students Related Deposits | | | | | DP01 | Students Related Deposits | | | | |
| DR01.301 | Library Deposit | | | | | DP01.301 | Library Deposit | | | | |
| DR01.301.001 | [2105] Receipts Of Deposit | 9,500 | 60,000 | 46,000 | 60,000 | DP01.301.002 | [5292] Transfer To Library | 9,500 | 60,000 | 46,000 | 60,000 |
| | DR01.301 TOTAL | 9,500 | 60,000 | 46,000 | 60,000 | | DP01.301 TOTAL | 9,500 | 60,000 | 46,000 | 60,000 |
| DR01.306 | Caution Maoney Deposit | | | | | DP01.306 | Caution Maoney Deposit | | | | |
| DR01.306.001 | [2171] Caution Money Deposit(refund) | 4,300 | 4,000 | 3,800 | 4,000 | DP01.306.001 | [5320] Refund Of Deposit | 4,300 | 4,000 | 3,800 | 4,000 |
| | DR01.306 TOTAL | 4,300 | 4,000 | 3,800 | 4,000 | | DP01.306 TOTAL | 4,300 | 4,000 | 3,800 | 4,000 |
| | DR01 TOTAL | 13,800 | 64,000 | 49,800 | 64,000 | | DP01 TOTAL | 13,800 | 64,000 | 49,800 | 64,000 |
| DR02 | Deposits From Academic Institutions | | | | | DP02 | Deposits From Academic Institutions | | | | |
| DR02.302 | Deposits From Conducted Colleges | | | | | DP02.302 | Deposits From Conducted Colleges | | | | |
| DR02.302.001 | [2145] Receipts Of Deposit | | | | | DP02.302.001 | [5230] Refund Of Deposit | | | | |
| | DR02.302 TOTAL | | | | | | DP02.302 TOTAL | | | | |
| | DR02 TOTAL | | | | | | DP02 TOTAL | | | | |
| DR08 | Other Advances & Loans | | | | | DP08 | Other Advances & Loans | | | | |

| RECEIPTS | | | | | | EXPENDITURE | | | | | |
|--------------|----------------------------------|---|------------------------------------|---|------------------------------------|--------------|---------------------------------|---|------------------------------------|---|------------------------------------|
| ALIAS | PARTICULARS | Unaudited Figures For Year 2016 - 2017 | Budget Estimates 2017 - 2018 | Revised Budget Estimates 2017 - 2018 | Budget Estimates 2018 - 2019 | ALIAS | PARTICULARS | Unaudited Figures For Year 2016 - 2017 | Budget Estimates 2017 - 2018 | Revised Budget Estimates 2017 - 2018 | Budget Estimates 2018 - 2019 |
| DR08.301 | Advances To Institutions | | | | | DP08.301 | Advances To Institutions | | | | |
| DR08.301.001 | [2265] Recovery Of Advances Paid | | | | | DP08.301.001 | [6800] Advance Paid | | | | |
| | DR08.301 TOTAL | | | | | | DP08.301 TOTAL | | | | |
| | DR08 TOTAL | | | | | | DP08 TOTAL | | | | |
| | Sector D TOTAL | 13,800 | 64,000 | 49,800 | 64,000 | | Sector D TOTAL | 13,800 | 64,000 | 49,800 | 64,000 |
| | 0388 Aided Total | 12,30,200 | 29,68,400 | 19,66,600 | 46,19,400 | | 0388 Aided Total | 6,83,000 | 28,98,500 | 17,15,100 | 29,90,000 |



5009 - Department of Education, Churchgate (Unaided)

(Old Unaided Code : 0523)

| RECEIPTS | | | | | | EXPENDITURE | | | | | |
|--------------|---|---|------------------------------------|---|------------------------------------|--------------|---|---|------------------------------------|---|------------------------------------|
| ALIAS | PARTICULARS | Unaudited Figures For Year 2016 - 2017 | Budget Estimates 2017 - 2018 | Revised Budget Estimates 2017 - 2018 | Budget Estimates 2018 - 2019 | ALIAS | PARTICULARS | Unaudited Figures For Year 2016 - 2017 | Budget Estimates 2017 - 2018 | Revised Budget Estimates 2017 - 2018 | Budget Estimates 2018 - 2019 |
| Sector A | Capital And Revenue Receipt / Expenditure Budget | | | | | Sector A | Capital And Revenue Receipt / Expenditure Budget | | | | |
| | | | | | | AP03 | Furniture & Fixtures | | | | |
| | | | | | | AP03.101 | Purchase Of Furniture & Fixtures | | | | |
| | | | | | | AP03.101.001 | [3065] Purchase Of Furniture | | 60,000 | | |
| | | | | | | | AP03.101 TOTAL | | 60,000 | | |
| | | | | | | | AP03 TOTAL | | 60,000 | | |
| | | | | | | AP09 | Hardware & Peripherals | | | | |
| | | | | | | AP09.101 | Development Exp. | | | | |
| | | | | | | AP09.101.003 | [3202] Purchase Of Laptop | | | | 70,000 |
| | | | | | | AP09.101.006 | [3205] Purchase Of Printer | | | | |
| | | | | | | | AP09.101 TOTAL | | | | 70,000 |
| | | | | | | | AP09 TOTAL | | | | 70,000 |
| AR10 | Other Development Receipts | | | | | | | | | | |
| AR10.101 | Development Fees | | | | | | | | | | |
| AR10.101.001 | [0111] Development Fees From Student - Institute Share | 500 | 5,250 | 3,000 | 12,000 | | | | | | |
| | [0112] Development Fees From Student- University Share | 250 | 5,250 | 1,500 | 6,000 | | | | | | |
| | AR10.101 TOTAL | 500 | 5,250 | 3,000 | 12,000 | | | | | | |
| AR10.102 | Available Unspent Balance Uptill Previous Year | | | | | | | | | | |
| AR10.102.001 | [0120] Available Unspent Balance | | | | | | | | | | |
| | AR10.102 TOTAL | | | | | | | | | | |
| | AR10 TOTAL | 500 | 5,250 | 3,000 | 12,000 | | | | | | |
| AR21 | Fees From Students & Colleges | | | | | AP21 | Academic & Activity Expenses | | | | |
| AR21.201 | Academic Receipts - University | | | | | | | | | | |
| AR21.201.025 | [0208] Alumni Fees Net | | 100 | 100 | 400 | | | | | | |
| AR21.201.028 | [0211] Subject Association Fee Net | | 1,050 | | | | | | | | |
| AR21.201.029 | [0212] Calandar Fee Net | | | | | | | | | | |
| | AR21.201 TOTAL | | 1,150 | 100 | 400 | | | | | | |
| AR21.202 | Academic Receipts -Institution | | | | | AP21.202 | Activity Expenses | | | | |
| AR21.202.001 | [0220] Admission Fee | 530 | 11,130 | 3,180 | 12,800 | AP21.202.001 | [3355] Gymkhana Expenses | 500 | 5,000 | | |
| AR21.202.002 | [0221] Tution Fee | 13,500 | 3,15,000 | 90,000 | 3,60,000 | AP21.202.006 | [3360] Computer Lab Expenses | | 2,000 | 2,000 | 3,000 |
| AR21.202.003 | [0222] Computer Training Fee | | 10,500 | | | AP21.202.011 | [3365] Educational Tour Expenses | 310 | | 1,000 | 4,000 |

| RECEIPTS | | | | | | EXPENDITURE | | | | | |
|--------------|--|--|------------------------------|--------------------------------------|------------------------------|--------------|-------------------------------------|--|------------------------------|--------------------------------------|------------------------------|
| ALIAS | PARTICULARS | Unaudited Figures For Year 2016 - 2017 | Budget Estimates 2017 - 2018 | Revised Budget Estimates 2017 - 2018 | Budget Estimates 2018 - 2019 | ALIAS | PARTICULARS | Unaudited Figures For Year 2016 - 2017 | Budget Estimates 2017 - 2018 | Revised Budget Estimates 2017 - 2018 | Budget Estimates 2018 - 2019 |
| | [6345] Computer Training Fee -Gross | 1,500 | | 3,000 | 12,000 | AP21.202.016 | [3370] Enrichment Activity Expenses | | 5,000 | 5,600 | 5,000 |
| | [6346] Computer Training Fee - Less 100% Transfer To University | 1,500 | | 3,000 | 12,000 | AP21.202.030 | [3384] Binding Charges | 280 | 1,000 | 1,000 | 1,000 |
| AR21.202.004 | [0223] Identity Card Fee | 40 | 740 | 210 | 900 | | | | | | |
| | [0224] Diary Fee - Gross | 50 | | | | | | | | | |
| | [0225] Diary Fee - Less : 100% Transfer To University | 50 | | | | | | | | | |
| AR21.202.005 | [0226] Diary Fee - Net | | | | | | | | | | |
| | [0227] E-Suvidha Fee - Gross | 50 | 1,050 | 300 | 1,200 | | | | | | |
| | [0228] E-Suvidha - Less : 100% Transfer To University | 50 | 1,050 | 300 | 1,200 | | | | | | |
| AR21.202.006 | [0229] E-Suvidha - Net | | | | | | | | | | |
| | [0230] Students Welfare Fee - Gross | 80 | 1,580 | 450 | 1,800 | | | | | | |
| | [0231] Students Welfare Fee -Less : Transfer To University | 80 | 1,580 | 450 | 1,800 | | | | | | |
| AR21.202.007 | [0232] Students Welfare Fee - Net | | | | | | | | | | |
| | [0233] Medical Fee - Gross | 40 | 740 | 210 | 900 | | | | | | |
| | [0234] Medical Fee-Less : Transfer To University | 40 | 740 | 210 | 900 | | | | | | |
| AR21.202.008 | [0235] Medical Fee - Net | | | | | | | | | | |
| | [0236] Sports Fee - Gross | 100 | 2,100 | 600 | 2,400 | | | | | | |
| | [0237] Sports Fee -Less : Transfer To University | 100 | 2,100 | 600 | 2,400 | | | | | | |
| AR21.202.009 | [0238] Sports Fee - Net | | | | | | | | | | |
| | [0239] Disaster Management Fee - Gross | 10 | 210 | 60 | 300 | | | | | | |
| | [0240] Disaster Management Fee -Less : 100% Transfer To University | 10 | 210 | 60 | 300 | | | | | | |
| AR21.202.010 | [0241] Disaster Management Fee - Net | | | | | | | | | | |
| | [0242] Ashwamedh/ Avishkar/ Indradhanushya Fee - Gross | 30 | 630 | 180 | 800 | | | | | | |
| | [0243] Ashwamedh/ Avishkar/ Indradhanushya Fee -Less : 100% Transfer To University | 30 | 630 | 180 | 800 | | | | | | |
| AR21.202.011 | [0244] Ashwamedh/ Avishkar/ Indradhanushya Fee - Net | | | | | | | | | | |
| | [0245] Eligibility Fee -Gross | 250 | 5,000 | 1,000 | 5,000 | | | | | | |
| | [0246] Eligibility Fee -Less : 100% Transfer To University | 250 | 5,000 | 1,000 | 5,000 | | | | | | |
| AR21.202.012 | [0247] Eligibility Fee -Net | | | | | | | | | | |
| | [0248] Enrolment Fee - Gross | 250 | 5,000 | 1,250 | 5,000 | | | | | | |
| | [0249] Enrolment Fee - Less : 100% Transfer To University | 250 | 5,250 | 1,250 | 5,000 | | | | | | |
| AR21.202.013 | [0250] Enrolment Fee - Net | | | | | | | | | | |

| RECEIPTS | | | | | | EXPENDITURE | | | | | |
|--------------|--|--|------------------------------|--------------------------------------|------------------------------|--------------|-----------------------------------|--|------------------------------|--------------------------------------|------------------------------|
| ALIAS | PARTICULARS | Unaudited Figures For Year 2016 - 2017 | Budget Estimates 2017 - 2018 | Revised Budget Estimates 2017 - 2018 | Budget Estimates 2018 - 2019 | ALIAS | PARTICULARS | Unaudited Figures For Year 2016 - 2017 | Budget Estimates 2017 - 2018 | Revised Budget Estimates 2017 - 2018 | Budget Estimates 2018 - 2019 |
| | [0251] Examinations - Gross | 16,800 | 33,600 | 9,600 | 38,400 | | | | | | |
| | [0252] Examinations -Less :Transfer To University | 16,800 | 33,600 | 9,600 | 38,400 | | | | | | |
| AR21.202.014 | [0253] Examinations Fee- Net | | | | | | | | | | |
| | [6304] Convocation Fee - Gross | 5,400 | 450 | 450 | 1,800 | | | | | | |
| | [6305] Convocation Fee -Less : 100% Transfer To University | 5,400 | 450 | 450 | 1,800 | | | | | | |
| AR21.202.017 | [6306] Convocation Fee - Net | | | | | | | | | | |
| | [6307] Library Fee - Gross | 1,000 | 21,000 | 6,000 | 24,000 | | | | | | |
| | [6308] Library Fee -Less : 100% Transfer To University Library | 1,000 | 21,000 | 6,000 | 24,000 | | | | | | |
| AR21.202.018 | [6309] Library Fee - Net | | | | | | | | | | |
| | [6318] Passing Certificate Fee - Gross | | 150 | 150 | 600 | | | | | | |
| | [6319] Passing Certificate Fee -Less : 100% Transfer To University | | 150 | 150 | 600 | | | | | | |
| AR21.202.023 | [6320] Passing Certificate Fee | | | | | | | | | | |
| | [6321] Dissertation Fee - Gross | | 250 | 250 | 1,000 | | | | | | |
| | [6322] Dissertation Fee -Less : 100% Transfer To University | | 250 | 250 | 1,000 | | | | | | |
| AR21.202.024 | [6323] Dissertation Fee - Net | | | | | | | | | | |
| | [6327] Association Fee - Gross | 50 | | 300 | 1,200 | | | | | | |
| | [6328] Association Fee -Less : 100% Transfer To Univ | 50 | | 300 | 1,200 | | | | | | |
| AR21.202.026 | [6329] Association Fee - Net | | | | | | | | | | |
| AR21.202.035 | [6338] Computer Lab Fee | | 10,500 | | | | | | | | |
| AR21.202.501 | [6335] Student Insurance Policy | 20 | | 130 | 600 | | | | | | |
| | AR21.202 TOTAL | 14,090 | 3,47,870 | 93,520 | 3,74,300 | | AP21.202 TOTAL | 1,090 | 13,000 | 9,600 | 13,000 |
| AR21.203 | Activity Fees | | | | | AP21.203 | Examination Expenses | | | | |
| AR21.203.001 | [0260] Gymkhana Fee | 500 | 10,500 | 3,000 | 12,000 | AP21.203.026 | [3495] Other Examination Expenses | | | | |
| AR21.203.002 | [0261] Laboratory Fee | 150 | 31,500 | 9,000 | 36,000 | | | | | | |
| AR21.203.004 | [0263] Internship Fee | | 500 | 500 | 2,000 | | | | | | |
| AR21.203.096 | [0355] Insurance Fees | | 460 | | | | | | | | |
| | AR21.203 TOTAL | 650 | 42,960 | 12,500 | 50,000 | | AP21.203 TOTAL | | | | |
| | | | | | | AP21.206 | Seminars & Conferences | | | | |
| | | | | | | AP21.206.001 | [3515] Seminar Publication | | 3,000 | | |
| | | | | | | AP21.206.002 | [3516] Stationery | | 1,000 | | |
| | | | | | | AP21.206.004 | [3518] Memorial Lectures | | 3,000 | | |
| | | | | | | AP21.206.006 | [3520] Travelling Expenses | | 4,000 | | |
| | | | | | | | AP21.206 TOTAL | | 11,000 | | |
| AR21.207 | Other Fee | | | | | | | | | | |
| AR21.207.002 | [0412] Fine/ Miscellaneous Fee | 150 | 3,150 | 900 | 3,600 | | | | | | |

| RECEIPTS | | | | | | EXPENDITURE | | | | | |
|--------------|-----------------------------------|--|------------------------------|--------------------------------------|------------------------------|--------------|--|--|------------------------------|--------------------------------------|------------------------------|
| ALIAS | PARTICULARS | Unaudited Figures For Year 2016 - 2017 | Budget Estimates 2017 - 2018 | Revised Budget Estimates 2017 - 2018 | Budget Estimates 2018 - 2019 | ALIAS | PARTICULARS | Unaudited Figures For Year 2016 - 2017 | Budget Estimates 2017 - 2018 | Revised Budget Estimates 2017 - 2018 | Budget Estimates 2018 - 2019 |
| AR21.207.004 | [0414] Co Curricular Fee | 500 | 10,500 | 3,000 | 12,000 | | | | | | |
| AR21.207.009 | [0419] Transcript Charge (Income) | 500 | 1,000 | 1,000 | 1,000 | | | | | | |
| AR21.207.014 | [0424] Other Fees / Other Income | | | | | | | | | | |
| | AR21.207 TOTAL | 1,150 | 14,650 | 4,900 | 16,600 | | | | | | |
| | | | | | | AP21.209 | Students' Welfare , Sports & Cultural Activities Expenses | | | | |
| | | | | | | AP21.209.001 | [3550] Annual Social /Cultural | | 1,000 | | 1,000 |
| | | | | | | AP21.209.013 | [3562] Workshops & Seminars Expenses | | 3,000 | | |
| | | | | | | | AP21.209 TOTAL | | 4,000 | | 1,000 |
| | AR21 TOTAL | 15,890 | 4,06,630 | 1,11,020 | 4,41,300 | | AP21 TOTAL | 1,090 | 28,000 | 9,600 | 14,000 |
| | | | | | | AP22 | Administrative & General Expenses | | | | |
| | | | | | | AP22.201 | Administrative Expenses | | | | |
| | | | | | | AP22.201.001 | [3601] Advertisement And Publicity | | 3,000 | | 7,000 |
| | | | | | | AP22.201.002 | [3602] Printing | 1,220 | 3,500 | 3,000 | 3,500 |
| | | | | | | AP22.201.003 | [3603] Stationery | 1,640 | 6,000 | 5,000 | 5,000 |
| | | | | | | AP22.201.005 | [3605] Xeroxing Charges | 2,910 | 4,000 | 2,000 | 4,000 |
| | | | | | | AP22.201.006 | [3606] Electricity And Power | | 2,000 | 2,000 | 2,000 |
| | | | | | | AP22.201.007 | [3607] Telephone And Internet Charges | 3,490 | 4,000 | 5,000 | 6,000 |
| | | | | | | AP22.201.008 | [3608] Postage , Telegram & Courier Charges | | 1,000 | 500 | 1,000 |
| | | | | | | AP22.201.011 | [3611] Meeting Expenses | | 2,000 | 500 | 2,000 |
| | | | | | | AP22.201.013 | [3613] Contingency Expenses | | 2,000 | 500 | 2,000 |
| | | | | | | AP22.201.015 | [3615] Uniform To Peons | | | | |
| | | | | | | AP22.201.016 | [3616] Sanitary Materials | | 3,000 | 3,500 | 4,000 |
| | | | | | | AP22.201.021 | [3621] Pest Control | | 2,000 | | |
| | | | | | | AP22.201.022 | [3622] Bank Charges | | 2,000 | 700 | 1,500 |
| | | | | | | AP22.201.023 | [3623] Miscellaneous Expenses | | 5,000 | 4,000 | 4,000 |
| | | | | | | AP22.201.024 | [3624] Statutory Audit Charges | | 15,000 | 10,000 | 10,000 |
| | | | | | | AP22.201.025 | [3625] Internal Audit Charges | | 15,000 | 7,500 | 7,500 |
| | | | | | | AP22.201.028 | [3628] Outsourcing Account Work | | 5,000 | | |
| | | | | | | AP22.201.030 | [3630] Umbrella To Peons /Staff | | | | |
| | | | | | | | AP22.201 TOTAL | 9,260 | 74,500 | 44,200 | 59,500 |
| | | | | | | AP22.202 | Travelling And Transportation Expenses | | | | |
| | | | | | | AP22.202.001 | [3645] Ta/Da Expenses Staff | 500 | 2,000 | 600 | 1,000 |
| | | | | | | | AP22.202 TOTAL | 500 | 2,000 | 600 | 1,000 |
| | | | | | | AP22.203 | Insurance & Taxes | | | | |
| | | | | | | AP22.203.001 | [3655] Insurance | 20 | 460 | 120 | 500 |
| | | | | | | | AP22.203 TOTAL | 20 | 460 | 120 | 500 |
| | | | | | | AP22.204 | Outsource Services | | | | |

| RECEIPTS | | | | | | EXPENDITURE | | | | | |
|--------------|--|---|------------------------------------|---|------------------------------------|--------------|---|---|------------------------------------|---|------------------------------------|
| ALIAS | PARTICULARS | Unaudited Figures For Year 2016 - 2017 | Budget Estimates 2017 - 2018 | Revised Budget Estimates 2017 - 2018 | Budget Estimates 2018 - 2019 | ALIAS | PARTICULARS | Unaudited Figures For Year 2016 - 2017 | Budget Estimates 2017 - 2018 | Revised Budget Estimates 2017 - 2018 | Budget Estimates 2018 - 2019 |
| | | | | | | AP22.204.001 | [3665] House Keeping Services | 300 | 5,000 | 5,000 | 5,000 |
| | | | | | | | AP22.204 TOTAL | 300 | 5,000 | 5,000 | 5,000 |
| | | | | | | AP22.205 | Repairs And Maintenance | | | | |
| | | | | | | AP22.205.001 | [3675] Maintenance Of Office Equipments | | 1,500 | | |
| | | | | | | AP22.205.002 | [3676] Maintenance Of Furniture & Fixture | | 10,000 | 5,000 | 10,000 |
| | | | | | | AP22.205.003 | [3677] Maintenance Of Electric Installation | | 5,000 | 1,600 | 5,000 |
| | | | | | | AP22.205.004 | [3678] Maintenance Of Hardwares | | 3,000 | 4,000 | 6,000 |
| | | | | | | AP22.205.007 | [3681] Maintenance Of Telephone | | 1,000 | 1,000 | 1,000 |
| | | | | | | AP22.205.010 | [3684] Antivirus Software | 3,000 | 2,000 | 2,500 | 2,500 |
| | | | | | | AP22.205.011 | [3685] Cleaning Material & Services | 300 | 4,000 | 2,000 | 2,000 |
| | | | | | | AP22.205.012 | [3686] Maintenance Of Building | | | | 5,000 |
| | | | | | | AP22.205.026 | [3700] Emergency & Unforeseen Repairs | | 2,000 | 2,000 | 2,000 |
| | | | | | | AP22.205.030 | [3704] Maintenance Of Computer | | 5,000 | | |
| | | | | | | | AP22.205 TOTAL | 3,300 | 33,500 | 18,100 | 33,500 |
| | | | | | | AP22.206 | Other Expenses | | | | |
| | | | | | | AP22.206.004 | [3713] Hospitality & Sumptuary Expenses | 80 | 1,000 | 600 | 1,000 |
| | | | | | | AP22.206.008 | [3717] Any Other Contingent Expenses | 180 | 1,000 | 1,000 | 1,000 |
| | | | | | | | AP22.206 TOTAL | 260 | 2,000 | 1,600 | 2,000 |
| | | | | | | | AP22 TOTAL | 13,640 | 1,17,460 | 69,620 | 1,01,500 |
| | | | | | | AP31 | Staff Payments & Benefits | | | | |
| | | | | | | AP31.204 | Unaided Salaries (Teaching Staff) | | | | |
| | | | | | | AP31.204.002 | [3781] Clock Hour Basis / Consolidated | | 3,09,380 | 2,10,500 | 3,60,000 |
| | | | | | | | AP31.204 TOTAL | | 3,09,380 | 2,10,500 | 3,60,000 |
| | | | | | | AP31.205 | Un Aided Non Teaching | | | | |
| | | | | | | AP31.205.002 | [3801] Clock Hour Basis / Consolidated | | | | |
| | | | | | | AP31.205.008 | [3807] Temp. Non Teaching Staff | | 5,000 | | |
| | | | | | | AP31.205.016 | [3815] Arrears To Non-Teaching Staff | | | | |
| | | | | | | | AP31.205 TOTAL | | 5,000 | | |
| | | | | | | | AP31 TOTAL | | 3,14,380 | 2,10,500 | 3,60,000 |
| AR32 | Other Income | | | | | | | | | | |
| AR32.202 | Interest On Saving Accounts | | | | | | | | | | |
| AR32.202.001 | [0520] Interest On Saving Bank Account | 22,870 | 15,000 | 10,000 | 10,000 | | | | | | |
| | AR32.202 TOTAL | 22,870 | 15,000 | 10,000 | 10,000 | | | | | | |
| | AR32 TOTAL | 22,870 | 15,000 | 10,000 | 10,000 | | | | | | |
| AR33 | Income From Investments | | | | | | | | | | |
| AR33.202 | Investment From University Fund | | | | | | | | | | |

| RECEIPTS | | | | | | EXPENDITURE | | | | | |
|--------------|---|--|------------------------------|--------------------------------------|------------------------------|--------------|-------------------------------------|--|------------------------------|--------------------------------------|------------------------------|
| ALIAS | PARTICULARS | Unaudited Figures For Year 2016 - 2017 | Budget Estimates 2017 - 2018 | Revised Budget Estimates 2017 - 2018 | Budget Estimates 2018 - 2019 | ALIAS | PARTICULARS | Unaudited Figures For Year 2016 - 2017 | Budget Estimates 2017 - 2018 | Revised Budget Estimates 2017 - 2018 | Budget Estimates 2018 - 2019 |
| AR33.202.007 | [0627] Interest On Term Deposits With Bank | | 3,00,000 | 3,00,000 | 3,50,000 | | | | | | |
| | AR33.202 TOTAL | | 3,00,000 | 3,00,000 | 3,50,000 | | | | | | |
| | AR33 TOTAL | | 3,00,000 | 3,00,000 | 3,50,000 | | | | | | |
| AR34 | Sale Of Publications | | | | | | | | | | |
| AR34.203 | Sale Of Prospectus & Admission Forms | | | | | | | | | | |
| AR34.203.001 | [0645] Sale Of Prospectus & Admission Forms | | 2,000 | | | | | | | | |
| | AR34.203 TOTAL | | 2,000 | | | | | | | | |
| | AR34 TOTAL | | 2,000 | | | | | | | | |
| | Sector A TOTAL | 39,260 | 7,28,880 | 4,24,020 | 8,13,300 | | Sector A TOTAL | 14,730 | 5,19,840 | 2,89,720 | 5,45,500 |
| Sector D | Deposits And Advances Budget | | | | | Sector D | Deposits And Advances Budget | | | | |
| DR01 | Students Related Deposits | | | | | DP01 | Students Related Deposits | | | | |
| DR01.301 | Library Deposit | | | | | DP01.301 | Library Deposit | | | | |
| DR01.301.001 | [2105] Receipts Of Deposit | 1,500 | 30,000 | 7,500 | 30,000 | DP01.301.001 | [5291] Refund Of Deposit | | | | |
| | DR01.301 TOTAL | 1,500 | 30,000 | 7,500 | 30,000 | DP01.301.002 | [5292] Transfer To Library | 1,500 | 30,000 | 7,500 | 30,000 |
| | | | | | | | DP01.301 TOTAL | 1,500 | 30,000 | 7,500 | 30,000 |
| DR01.302 | Laboratory Deposit | | | | | DP01.302 | Laboratory Deposit | | | | |
| DR01.302.001 | [2110] Receipts Of Deposit | 500 | 10,000 | 2,500 | 10,000 | DP01.302.001 | [5295] Refund Of Deposit | 500 | 10,000 | 2,500 | 10,000 |
| | DR01.302 TOTAL | 500 | 10,000 | 2,500 | 10,000 | | DP01.302 TOTAL | 500 | 10,000 | 2,500 | 10,000 |
| DR01.306 | Caution Maoney Deposit | | | | | DP01.306 | Caution Maoney Deposit | | | | |
| DR01.306.001 | [2171] Caution Money Deposit(refund) | 100 | 2,000 | 500 | 2,000 | DP01.306.001 | [5320] Refund Of Deposit | 100 | 2,000 | 500 | 2,000 |
| | DR01.306 TOTAL | 100 | 2,000 | 500 | 2,000 | | DP01.306 TOTAL | 100 | 2,000 | 500 | 2,000 |
| | DR01 TOTAL | 2,100 | 42,000 | 10,500 | 42,000 | | DP01 TOTAL | 2,100 | 42,000 | 10,500 | 42,000 |
| DR08 | Other Advances & Loans | | | | | DP08 | Other Advances & Loans | | | | |
| DR08.301 | Advances To Institutions | | | | | DP08.301 | Advances To Institutions | | | | |
| DR08.301.001 | [2265] Recovery Of Advances Paid | | 10,000 | | | DP08.301.001 | [6800] Advance Paid | | 10,000 | | |
| | DR08.301 TOTAL | | 10,000 | | | | DP08.301 TOTAL | | 10,000 | | |
| | DR08 TOTAL | | 10,000 | | | | DP08 TOTAL | | 10,000 | | |
| | Sector D TOTAL | 2,100 | 52,000 | 10,500 | 42,000 | | Sector D TOTAL | 2,100 | 52,000 | 10,500 | 42,000 |
| | 5009 Aided Total | 41,360 | 7,80,880 | 4,34,520 | 8,55,300 | | 5009 Aided Total | 16,830 | 5,71,840 | 3,00,220 | 5,87,500 |

Mumbai Churchgate Campus
5024 - Hostel, Churchgate (Unaided)
(Old Unaided Code : 0123)

| RECEIPTS | | | | | | EXPENDITURE | | | | | |
|----------|---|---|------------------------------------|---|------------------------------------|--------------|---|---|------------------------------------|---|------------------------------------|
| ALIAS | PARTICULARS | Unaudited Figures For Year 2016 - 2017 | Budget Estimates 2017 - 2018 | Revised Budget Estimates 2017 - 2018 | Budget Estimates 2018 - 2019 | ALIAS | PARTICULARS | Unaudited Figures For Year 2016 - 2017 | Budget Estimates 2017 - 2018 | Revised Budget Estimates 2017 - 2018 | Budget Estimates 2018 - 2019 |
| Sector A | Capital And Revenue Receipt / Expenditure Budget | | | | | Sector A | Capital And Revenue Receipt / Expenditure Budget | | | | |
| | | | | | | AP01 | Land & Building | | | | |
| | | | | | | AP01.102 | Major Repairs & Renovation | | | | |
| | | | | | | AP01.102.005 | [3015] Major Repairs & Renovation | | 1,00,000 | 1,00,000 | 1,00,000 |
| | | | | | | | AP01.102 TOTAL | | 1,00,000 | 1,00,000 | 1,00,000 |
| | | | | | | | AP01 TOTAL | | 1,00,000 | 1,00,000 | 1,00,000 |
| | | | | | | AP03 | Furniture & Fixtures | | | | |
| | | | | | | AP03.101 | Purchase Of Furniture & Fixtures | | | | |
| | | | | | | AP03.101.001 | [3065] Purchase Of Furniture | 99,000 | 3,00,000 | 2,00,000 | 2,00,000 |
| | | | | | | | AP03.101 TOTAL | 99,000 | 3,00,000 | 2,00,000 | 2,00,000 |
| | | | | | | AP03.102 | Major Repairs To Furniture & Fixtures | | | | |
| | | | | | | AP03.102.002 | [3076] Cupboard | | | | |
| | | | | | | | AP03.102 TOTAL | | | | |
| | | | | | | | AP03 TOTAL | 99,000 | 3,00,000 | 2,00,000 | 2,00,000 |
| | | | | | | AP04 | Equipments | | | | |
| | | | | | | AP04.101 | Purchase Of Equipments | | | | |
| | | | | | | AP04.101.003 | [3087] Purchase Of Equipment | 94,000 | 4,00,000 | 50,000 | 1,50,000 |
| | | | | | | AP04.101.006 | [3090] Fans / Geyser / Tubelights | 2,100 | 25,000 | 25,000 | 25,000 |
| | | | | | | AP04.101.008 | [3092] Purchase Of Solar Water Heater | | | | 50,000 |
| | | | | | | | AP04.101 TOTAL | 96,100 | 4,25,000 | 75,000 | 2,25,000 |
| | | | | | | AP04.102 | Major Repairs To Equipments | | | | |
| | | | | | | AP04.102.001 | [3120] Repairs To Equipments | | 1,00,000 | 60,050 | 1,00,000 |
| | | | | | | | AP04.102 TOTAL | | 1,00,000 | 60,050 | 1,00,000 |
| | | | | | | | AP04 TOTAL | 96,100 | 5,25,000 | 1,35,050 | 3,25,000 |
| | | | | | | AP05 | Electrical Installation Work | | | | |
| | | | | | | AP05.101 | New Electrical Installation | | | | |
| | | | | | | AP05.101.002 | [3126] New Electrical Installation | 9,900 | 1,00,000 | 80,000 | 2,00,000 |
| | | | | | | | AP05.101 TOTAL | 9,900 | 1,00,000 | 80,000 | 2,00,000 |
| | | | | | | AP05.102 | Major Repairs To Electrical Installation | | | | |
| | | | | | | AP05.102.002 | [3132] Major Repairs To Electrical Installation | | 1,00,000 | 1,00,000 | 1,00,000 |
| | | | | | | | AP05.102 TOTAL | | 1,00,000 | 1,00,000 | 1,00,000 |
| | | | | | | | AP05 TOTAL | 9,900 | 2,00,000 | 1,80,000 | 3,00,000 |

| RECEIPTS | | | | | | EXPENDITURE | | | | | |
|--------------|--|--|------------------------------|--------------------------------------|------------------------------|--------------|---|--|------------------------------|--------------------------------------|------------------------------|
| ALIAS | PARTICULARS | Unaudited Figures For Year 2016 - 2017 | Budget Estimates 2017 - 2018 | Revised Budget Estimates 2017 - 2018 | Budget Estimates 2018 - 2019 | ALIAS | PARTICULARS | Unaudited Figures For Year 2016 - 2017 | Budget Estimates 2017 - 2018 | Revised Budget Estimates 2017 - 2018 | Budget Estimates 2018 - 2019 |
| | | | | | | AP08 | Software & Development | | | | |
| | | | | | | AP08.101 | Purchase Of Software | | | | |
| | | | | | | AP08.101.001 | [3170] Implementation Of Wi-Fi | | 1,00,000 | 90,000 | 90,000 |
| | | | | | | | AP08.101 TOTAL | | 1,00,000 | 90,000 | 90,000 |
| | | | | | | | AP08 TOTAL | | 1,00,000 | 90,000 | 90,000 |
| AR21 | Fees From Students & Colleges | | | | | AP21 | Academic & Activity Expenses | | | | |
| AR21.202 | Academic Receipts -Institution | | | | | | | | | | |
| AR21.202.001 | [0220] Admission Fee | 3,92,000 | 4,00,000 | 3,80,000 | 4,00,000 | | | | | | |
| AR21.202.004 | [0223] Identity Card Fee | | | | | | | | | | |
| | [0233] Medical Fee - Gross | 70,000 | 1,50,000 | 1,30,000 | 1,50,000 | | | | | | |
| | [0234] Medical Fee-Less : Transfer To University | | | | | | | | | | |
| AR21.202.008 | [0235] Medical Fee - Net | 1,06,100 | 1,50,000 | 1,30,100 | 1,40,000 | | | | | | |
| AR21.202.020 | [6313] Establishment Fees | 7,04,950 | 8,00,000 | 7,00,400 | 7,20,000 | | | | | | |
| | AR21.202 TOTAL | 12,03,050 | 13,50,000 | 12,10,500 | 12,60,000 | | | | | | |
| AR21.203 | Activity Fees | | | | | | | | | | |
| AR21.203.054 | [0313] Internet Fees | 1,52,500 | 2,00,000 | 1,80,000 | 2,00,000 | | | | | | |
| | AR21.203 TOTAL | 1,52,500 | 2,00,000 | 1,80,000 | 2,00,000 | | | | | | |
| AR21.207 | Other Fee | | | | | | | | | | |
| AR21.207.018 | [0428] Hostel Mess Fees - Net | 30,39,000 | 45,00,000 | 54,00,000 | 63,00,000 | | | | | | |
| | AR21.207 TOTAL | 30,39,000 | 45,00,000 | 54,00,000 | 63,00,000 | | | | | | |
| | AR21 TOTAL | 43,94,550 | 60,50,000 | 67,90,500 | 77,60,000 | | | | | | |
| | | | | | | AP21.209 | Students' Welfare , Sports & Cultural Activitvies Expenses | | | | |
| | | | | | | AP21.209.001 | [3550] Annual Social /Cultural | | 10,000 | 10,000 | 10,000 |
| | | | | | | | AP21.209 TOTAL | | 10,000 | 10,000 | 10,000 |
| | | | | | | | AP21 TOTAL | | 10,000 | 10,000 | 10,000 |
| | | | | | | AP22 | Administrative & General Expenses | | | | |
| | | | | | | AP22.201 | Administrative Expenses | | | | |
| | | | | | | AP22.201.002 | [3602] Printing | | 50,000 | 25,000 | 50,000 |
| | | | | | | AP22.201.003 | [3603] Stationery | | 25,000 | 22,000 | 25,000 |
| | | | | | | AP22.201.005 | [3605] Xeroxing Charges | 200 | 5,000 | 4,900 | 5,000 |
| | | | | | | AP22.201.006 | [3606] Electricity And Power | 34,000 | 1,00,000 | 75,000 | 50,000 |
| | | | | | | AP22.201.007 | [3607] Telephone And Internet Charges | 5,600 | 50,000 | 41,000 | 45,000 |
| | | | | | | AP22.201.011 | [3611] Meeting Expenses | | 5,000 | | 2,000 |
| | | | | | | AP22.201.014 | [3614] News Paper, Periodicals (Magaziens & Journals) | | | | |
| | | | | | | AP22.201.015 | [3615] Uniform To Peons | | 15,000 | 10,400 | |
| | | | | | | AP22.201.016 | [3616] Sanitary Materials | 2,100 | 25,000 | 25,000 | 25,000 |

| RECEIPTS | | | | | | EXPENDITURE | | | | | |
|----------|-------------|---|------------------------------------|---|------------------------------------|--------------|---|---|------------------------------------|---|------------------------------------|
| ALIAS | PARTICULARS | Unaudited Figures For Year 2016 - 2017 | Budget Estimates 2017 - 2018 | Revised Budget Estimates 2017 - 2018 | Budget Estimates 2018 - 2019 | ALIAS | PARTICULARS | Unaudited Figures For Year 2016 - 2017 | Budget Estimates 2017 - 2018 | Revised Budget Estimates 2017 - 2018 | Budget Estimates 2018 - 2019 |
| | | | | | | AP22.201.022 | [3622] Bank Charges | 4,500 | 5,000 | 5,000 | 5,000 |
| | | | | | | AP22.201.023 | [3623] Miscellaneous Expenses | 24,700 | 15,000 | 12,000 | 15,000 |
| | | | | | | AP22.201.024 | [3624] Statutory Audit Charges | 25,000 | 25,000 | 25,000 | 25,000 |
| | | | | | | AP22.201.025 | [3625] Internal Audit Charges | 25,000 | 25,000 | 25,000 | 25,000 |
| | | | | | | AP22.201.026 | [3626] Accounts Streamlining Charges | | | | |
| | | | | | | AP22.201.027 | [3627] Cable Charges | 6,200 | 20,000 | 5,300 | 6,000 |
| | | | | | | AP22.201.028 | [3628] Outsourcing Account Work | 5,000 | 5,000 | | |
| | | | | | | | AP22.201 TOTAL | 1,32,300 | 3,70,000 | 2,75,600 | 2,78,000 |
| | | | | | | AP22.202 | Travelling And Transportation Expenses | | | | |
| | | | | | | AP22.202.001 | [3645] Ta/Da Expenses Staff | 440 | 3,000 | 1,050 | 2,000 |
| | | | | | | | AP22.202 TOTAL | 440 | 3,000 | 1,050 | 2,000 |
| | | | | | | AP22.204 | Outsource Services | | | | |
| | | | | | | AP22.204.001 | [3665] House Keeping Services | 1,28,251 | 3,00,000 | 28,300 | 25,000 |
| | | | | | | AP22.204.004 | [3668] Water | 9,000 | 36,000 | 90,000 | |
| | | | | | | | AP22.204 TOTAL | 1,37,251 | 3,36,000 | 1,18,300 | 25,000 |
| | | | | | | AP22.205 | Repairs And Maintenance | | | | |
| | | | | | | AP22.205.002 | [3676] Maintenance Of Furniture & Fixture | 1,55,100 | 2,00,000 | 80,000 | 2,00,000 |
| | | | | | | AP22.205.003 | [3677] Maintenance Of Electric Installation | 6,400 | | 6,500 | 8,000 |
| | | | | | | AP22.205.004 | [3678] Maintenance Of Hardwares | | | | |
| | | | | | | AP22.205.006 | [3680] Maintenance Of AC | | | | |
| | | | | | | AP22.205.009 | [3683] Network Maintenance | | | | |
| | | | | | | AP22.205.012 | [3686] Maintenance Of Building | 790 | 1,00,000 | 1,00,000 | 1,00,000 |
| | | | | | | AP22.205.020 | [3694] Maintenance Of Lifts | | | | |
| | | | | | | | AP22.205 TOTAL | 1,62,290 | 3,00,000 | 1,86,500 | 3,08,000 |
| | | | | | | AP22.206 | Other Expenses | | | | |
| | | | | | | AP22.206.012 | [3721] Rent Paid To University | 4,88,800 | 5,00,000 | 6,00,000 | 6,50,000 |
| | | | | | | AP22.206.013 | [3722] Payment To Contractor | 42,00,000 | 45,00,000 | 46,27,000 | 50,00,000 |
| | | | | | | | AP22.206 TOTAL | 46,88,800 | 50,00,000 | 52,27,000 | 56,50,000 |
| | | | | | | AP22.207 | Contribution To Reserve Funds | | | | |
| | | | | | | AP22.207.004 | [3733] Salary Fund | | | | |
| | | | | | | | AP22.207 TOTAL | | | | |
| | | | | | | | AP22 TOTAL | 51,21,081 | 60,09,000 | 58,08,450 | 62,63,000 |
| | | | | | | AP31 | Staff Payments & Benefits | | | | |
| | | | | | | AP31.202 | Aided Non Teaching | | | | |
| | | | | | | AP31.202.008 | [3767] Temporary Non Teaching Staff | | 1,25,000 | | |
| | | | | | | | AP31.202 TOTAL | | 1,25,000 | | |
| | | | | | | AP31.205 | Un Aided Non Teaching | | | | |
| | | | | | | AP31.205.001 | [3793] Pay & Allowances | 24,86,038 | 30,00,000 | 21,82,000 | 22,00,000 |

| RECEIPTS | | | | | | EXPENDITURE | | | | | |
|--------------|--|--|------------------------------|--------------------------------------|------------------------------|--------------|---|--|------------------------------|--------------------------------------|------------------------------|
| ALIAS | PARTICULARS | Unaudited Figures For Year 2016 - 2017 | Budget Estimates 2017 - 2018 | Revised Budget Estimates 2017 - 2018 | Budget Estimates 2018 - 2019 | ALIAS | PARTICULARS | Unaudited Figures For Year 2016 - 2017 | Budget Estimates 2017 - 2018 | Revised Budget Estimates 2017 - 2018 | Budget Estimates 2018 - 2019 |
| | | | | | | AP31.205.006 | [3805] Leave Travel Concession | 25,000 | 25,000 | 20,000 | 20,000 |
| | | | | | | AP31.205.008 | [3807] Temp. Non Teaching Staff | 1,07,400 | | 3,50,000 | 5,00,000 |
| | | | | | | AP31.205.010 | [3809] C. P. F. Management Share | 1,20,000 | 2,00,000 | 77,500 | 1,00,000 |
| | | | | | | | AP31.205 TOTAL | 27,38,438 | 32,25,000 | 26,29,500 | 28,20,000 |
| | | | | | | | AP31 TOTAL | 27,38,438 | 33,50,000 | 26,29,500 | 28,20,000 |
| AR32 | Other Income | | | | | | | | | | |
| AR32.202 | Interest On Saving Accounts | | | | | | | | | | |
| AR32.202.001 | [0520] Interest On Saving Bank Account | 25,000 | 25,000 | 70,000 | 25,000 | | | | | | |
| | AR32.202 TOTAL | 25,000 | 25,000 | 70,000 | 25,000 | | | | | | |
| | AR32 TOTAL | 25,000 | 25,000 | 70,000 | 25,000 | | | | | | |
| AR33 | Income From Investments | | | | | | | | | | |
| AR33.202 | Investment From University Fund | | | | | | | | | | |
| AR33.202.007 | [0627] Interest On Term Deposits With Bank | 25,00,000 | 25,00,000 | 3,00,000 | 4,00,000 | | | | | | |
| | AR33.202 TOTAL | 25,00,000 | 25,00,000 | 3,00,000 | 4,00,000 | | | | | | |
| | AR33 TOTAL | 25,00,000 | 25,00,000 | 3,00,000 | 4,00,000 | | | | | | |
| AR35 | Compensation For Using Premises | | | | | | | | | | |
| AR35.202 | Hostel Room Charges | | | | | | | | | | |
| AR35.202.001 | [0670] Room Charges From Students | 10,33,565 | 12,00,000 | 12,00,000 | 12,25,000 | | | | | | |
| AR35.202.002 | [0671] Room Charges From Guests | 1,68,085 | 2,00,000 | 75,000 | 1,00,000 | | | | | | |
| AR35.202.003 | [0672] Electricity Charges From Students | 4,30,170 | 5,00,000 | 4,95,000 | 5,77,500 | | | | | | |
| AR35.202.004 | [0673] Service Charges From Students | 4,08,900 | 4,55,000 | 4,03,000 | 5,42,500 | | | | | | |
| | AR35.202 TOTAL | 20,40,720 | 23,55,000 | 21,73,000 | 24,45,000 | | | | | | |
| | AR35 TOTAL | 20,40,720 | 23,55,000 | 21,73,000 | 24,45,000 | | | | | | |
| | Sector A TOTAL | 89,60,270 | 1,09,30,000 | 93,33,500 | 1,06,30,000 | | Sector A TOTAL | 80,64,519 | 1,05,94,000 | 91,53,000 | 1,01,08,000 |
| Sector C | Earmarked And Special Funds Budget | | | | | Sector C | Earmarked And Special Funds Budget | | | | |
| CR04 | Trust Fund | | | | | | | | | | |
| CR04.201 | Contribution Cpf Recovery | | | | | | | | | | |
| CR04.201.004 | [1708] Contribution From Non-Teaching Un-Aided | | | | | | | | | | |
| | CR04.201 TOTAL | | | | | | | | | | |
| | CR04 TOTAL | | | | | | | | | | |
| | Sector C TOTAL | | | | | | Sector C TOTAL | | | | |
| Sector D | Deposits And Advances Budget | | | | | Sector D | Deposits And Advances Budget | | | | |

| RECEIPTS | | | | | | EXPENDITURE | | | | | |
|--------------|-----------------------------------|---|------------------------------------|---|------------------------------------|--------------|--|---|------------------------------------|---|------------------------------------|
| ALIAS | PARTICULARS | Unaudited Figures For Year 2016 - 2017 | Budget Estimates 2017 - 2018 | Revised Budget Estimates 2017 - 2018 | Budget Estimates 2018 - 2019 | ALIAS | PARTICULARS | Unaudited Figures For Year 2016 - 2017 | Budget Estimates 2017 - 2018 | Revised Budget Estimates 2017 - 2018 | Budget Estimates 2018 - 2019 |
| DR01 | Students Related Deposits | | | | | DP01 | Students Related Deposits | | | | |
| DR01.303 | Hostel Deposit | | | | | DP01.303 | Hostel Deposit | | | | |
| DR01.303.001 | [2155] Receipts Of Deposit | 1,68,000 | 3,00,000 | 2,00,000 | 2,50,000 | DP01.303.001 | [5301] Refund Of Deposit | 1,68,000 | 3,00,000 | 2,00,000 | 2,50,000 |
| | DR01.303 TOTAL | 1,68,000 | 3,00,000 | 2,00,000 | 2,50,000 | | DP01.303 TOTAL | 1,68,000 | 3,00,000 | 2,00,000 | 2,50,000 |
| DR01.304 | Mess & Canteen Deposit | | | | | DP01.304 | Mess & Canteen Deposit | | | | |
| DR01.304.001 | [2160] Receipts Of Deposit | 2,43,300 | 3,00,000 | 2,25,000 | 2,50,000 | DP01.304.001 | [7945] Refund Of Deposit | 2,43,300 | 3,00,000 | 2,25,000 | 2,50,000 |
| | DR01.304 TOTAL | 2,43,300 | 3,00,000 | 2,25,000 | 2,50,000 | | DP01.304 TOTAL | 2,43,300 | 3,00,000 | 2,25,000 | 2,50,000 |
| | DR01 TOTAL | 4,11,300 | 6,00,000 | 4,25,000 | 5,00,000 | | DP01 TOTAL | 4,11,300 | 6,00,000 | 4,25,000 | 5,00,000 |
| | | | | | | DP02 | Deposits From Academic Institutions | | | | |
| | | | | | | DP02.302 | Deposits From Conducted Colleges | | | | |
| | | | | | | DP02.302.001 | [5230] Refund Of Deposit | | | | |
| | | | | | | | DP02.302 TOTAL | | | | |
| | | | | | | | DP02 TOTAL | | | | |
| DR05 | Advances To Employees | | | | | DP05 | Advances To Employees | | | | |
| DR05.302 | Festival | | | | | DP05.302 | Festival | | | | |
| DR05.302.001 | [2220] Recovery Of Advances Paid | 50,000 | 50,000 | 41,000 | 50,000 | DP05.302.001 | [5395] Advances Paid | 50,000 | 50,000 | 41,000 | 50,000 |
| | DR05.302 TOTAL | 50,000 | 50,000 | 41,000 | 50,000 | | DP05.302 TOTAL | 50,000 | 50,000 | 41,000 | 50,000 |
| | DR05 TOTAL | 50,000 | 50,000 | 41,000 | 50,000 | | DP05 TOTAL | 50,000 | 50,000 | 41,000 | 50,000 |
| DR08 | Other Advances & Loans | | | | | | | | | | |
| DR08.301 | Advances To Institutions | | | | | | | | | | |
| DR08.301.001 | [2265] Recovery Of Advances Paid | | | | | | | | | | |
| | DR08.301 TOTAL | | | | | | | | | | |
| | DR08 TOTAL | | | | | | | | | | |
| | Sector D TOTAL | 4,61,300 | 6,50,000 | 4,66,000 | 5,50,000 | | Sector D TOTAL | 4,61,300 | 6,50,000 | 4,66,000 | 5,50,000 |
| | 5024 Aided Total | 94,21,570 | 1,15,80,000 | 97,99,500 | 1,11,80,000 | | 5024 Aided Total | 85,25,819 | 1,12,44,000 | 96,19,000 | 1,06,58,000 |

Mumbai Churchgate Campus
5025 - Patkar Hall (Unaided)
(Old Unaided Code : 0124)

| RECEIPTS | | | | | | EXPENDITURE | | | | | |
|--------------|---|---|------------------------------------|---|------------------------------------|--------------|---|---|------------------------------------|---|------------------------------------|
| ALIAS | PARTICULARS | Unaudited Figures For Year 2016 - 2017 | Budget Estimates 2017 - 2018 | Revised Budget Estimates 2017 - 2018 | Budget Estimates 2018 - 2019 | ALIAS | PARTICULARS | Unaudited Figures For Year 2016 - 2017 | Budget Estimates 2017 - 2018 | Revised Budget Estimates 2017 - 2018 | Budget Estimates 2018 - 2019 |
| Sector A | Capital And Revenue Receipt / Expenditure Budget | | | | | Sector A | Capital And Revenue Receipt / Expenditure Budget | | | | |
| | | | | | | AP03 | Furniture & Fixtures | | | | |
| | | | | | | AP03.101 | Purchase Of Furniture & Fixtures | | | | |
| | | | | | | AP03.101.002 | [3056] Purchase Of Chairs & Boards | | | | |
| | | | | | | | AP03.101 TOTAL | | | | |
| | | | | | | | AP03 TOTAL | | | | |
| | | | | | | AP04 | Equipments | | | | |
| | | | | | | AP04.101 | Purchase Of Equipments | | | | |
| | | | | | | AP04.101.013 | [3097] Purchase Of A. C. | | | | |
| | | | | | | AP04.101.016 | [3100] Purchase Of Hi-Fi Speakers | | 15,00,000 | | 6,00,000 |
| | | | | | | AP04.101.027 | [3111] Purchase Of Stage Curtain | | 3,00,000 | | 2,00,000 |
| | | | | | | | AP04.101 TOTAL | | 18,00,000 | | 8,00,000 |
| | | | | | | | AP04 TOTAL | | 18,00,000 | | 8,00,000 |
| | | | | | | AP05 | Electrical Installation Work | | | | |
| | | | | | | AP05.101 | New Electrical Installation | | | | |
| | | | | | | AP05.101.002 | [3126] New Electrical Installation | 7,300 | 1,50,000 | 25,000 | 2,00,000 |
| | | | | | | | AP05.101 TOTAL | 7,300 | 1,50,000 | 25,000 | 2,00,000 |
| | | | | | | | AP05 TOTAL | 7,300 | 1,50,000 | 25,000 | 2,00,000 |
| AR10 | Other Development Receipts | | | | | | | | | | |
| AR10.102 | Available Unspent Balance Uptill Previous Year | | | | | | | | | | |
| AR10.102.001 | [0120] Available Unspent Balance | 20,00,000 | 10,00,000 | 10,00,000 | 22,00,000 | | | | | | |
| | AR10.102 TOTAL | 20,00,000 | 10,00,000 | 10,00,000 | 22,00,000 | | | | | | |
| | AR10 TOTAL | 20,00,000 | 10,00,000 | 10,00,000 | 22,00,000 | | | | | | |
| | | | | | | AP21 | Academic & Activity Expenses | | | | |
| | | | | | | AP21.202 | Activity Expenses | | | | |
| | | | | | | AP21.202.031 | [3385] Mike Charges Expenses | | | | |
| | | | | | | | AP21.202 TOTAL | | | | |
| | | | | | | | AP21 TOTAL | | | | |
| | | | | | | AP22 | Administrative & General Expenses | | | | |
| | | | | | | AP22.201 | Administrative Expenses | | | | |
| | | | | | | AP22.201.002 | [3602] Printing | 500 | 50,000 | 5,000 | 40,000 |

| RECEIPTS | | | | | EXPENDITURE | | | | | | |
|----------|-------------|---|------------------------------------|---|------------------------------------|--------------|---|---|------------------------------------|---|------------------------------------|
| ALIAS | PARTICULARS | Unaudited Figures For Year 2016 - 2017 | Budget Estimates 2017 - 2018 | Revised Budget Estimates 2017 - 2018 | Budget Estimates 2018 - 2019 | ALIAS | PARTICULARS | Unaudited Figures For Year 2016 - 2017 | Budget Estimates 2017 - 2018 | Revised Budget Estimates 2017 - 2018 | Budget Estimates 2018 - 2019 |
| | | | | | | AP22.201.003 | [3603] Stationery | 1,000 | | 1,000 | 2,000 |
| | | | | | | AP22.201.005 | [3605] Xeroxing Charges | 1,700 | 2,000 | 2,000 | 2,000 |
| | | | | | | AP22.201.006 | [3606] Electricity And Power | 9,33,800 | 11,00,000 | 11,48,000 | 12,50,000 |
| | | | | | | AP22.201.007 | [3607] Telephone And Internet Charges | | | | |
| | | | | | | AP22.201.008 | [3608] Postage , Telegram & Courier Charges | | | | |
| | | | | | | AP22.201.015 | [3615] Uniform To Peons | | 12,000 | 14,000 | |
| | | | | | | AP22.201.016 | [3616] Sanitary Materials | 1,300 | 20,000 | 10,000 | 20,000 |
| | | | | | | AP22.201.021 | [3621] Pest Control | | 1,00,000 | 25,000 | 80,000 |
| | | | | | | AP22.201.022 | [3622] Bank Charges | 16,800 | 5,000 | 5,000 | 5,000 |
| | | | | | | AP22.201.023 | [3623] Miscellaneous Expenses | 1,000 | 10,000 | 3,000 | 10,000 |
| | | | | | | AP22.201.024 | [3624] Statutory Audit Charges | 11,798 | 25,000 | 25,000 | 25,000 |
| | | | | | | AP22.201.025 | [3625] Internal Audit Charges | 25,000 | 25,000 | 25,000 | 25,000 |
| | | | | | | AP22.201.026 | [3626] Accounts Streamlining Charges | | | | |
| | | | | | | AP22.201.028 | [3628] Outsourcing Account Work | 5,000 | | | |
| | | | | | | | AP22.201 TOTAL | 9,97,898 | 13,49,000 | 12,63,000 | 14,59,000 |
| | | | | | | AP22.202 | Travelling And Transportation Expenses | | | | |
| | | | | | | AP22.202.001 | [3645] Ta/Da Expenses Staff | 600 | 1,000 | 500 | 1,000 |
| | | | | | | | AP22.202 TOTAL | 600 | 1,000 | 500 | 1,000 |
| | | | | | | AP22.204 | Outsource Services | | | | |
| | | | | | | AP22.204.001 | [3665] House Keeping Services | | | | |
| | | | | | | | AP22.204 TOTAL | | | | |
| | | | | | | AP22.205 | Repairs And Maintenance | | | | |
| | | | | | | AP22.205.001 | [3675] Maintenance Of Office Equipments | | 50,000 | 20,000 | 50,000 |
| | | | | | | AP22.205.002 | [3676] Maintenance Of Furniture & Fixture | 30,700 | 2,00,000 | 60,000 | 1,50,000 |
| | | | | | | AP22.205.003 | [3677] Maintenance Of Electric Installation | 27,900 | 3,00,000 | 1,00,000 | 2,00,000 |
| | | | | | | AP22.205.004 | [3678] Maintenance Of Hardwares | | | | |
| | | | | | | AP22.205.006 | [3680] Maintenance Of AC | | 1,50,000 | 40,000 | 2,00,000 |
| | | | | | | AP22.205.012 | [3686] Maintenance Of Building | 1,58,600 | 5,00,000 | 2,00,000 | 1,50,000 |
| | | | | | | AP22.205.016 | [3690] Maintenance Of Fire Systems | | 1,50,000 | 35,000 | 1,50,000 |
| | | | | | | AP22.205.030 | [3704] Maintenance Of Computer | | 5,000 | 2,000 | 5,000 |
| | | | | | | | AP22.205 TOTAL | 2,17,200 | 13,55,000 | 4,57,000 | 9,05,000 |
| | | | | | | AP22.207 | Contribution To Reserve Funds | | | | |
| | | | | | | AP22.207.004 | [3733] Salary Fund | | | | |
| | | | | | | | AP22.207 TOTAL | | | | |
| | | | | | | | AP22 TOTAL | 12,15,698 | 27,05,000 | 17,20,500 | 23,65,000 |
| | | | | | | AP31 | Staff Payments & Benefits | | | | |
| | | | | | | AP31.205 | Un Aided Non Teaching | | | | |
| | | | | | | AP31.205.001 | [3793] Pay & Allowances | 22,71,940 | 23,00,000 | 21,35,000 | 22,10,000 |

| RECEIPTS | | | | | | EXPENDITURE | | | | | |
|--------------|--|--|------------------------------|--------------------------------------|------------------------------|--------------|---|--|------------------------------|--------------------------------------|------------------------------|
| ALIAS | PARTICULARS | Unaudited Figures For Year 2016 - 2017 | Budget Estimates 2017 - 2018 | Revised Budget Estimates 2017 - 2018 | Budget Estimates 2018 - 2019 | ALIAS | PARTICULARS | Unaudited Figures For Year 2016 - 2017 | Budget Estimates 2017 - 2018 | Revised Budget Estimates 2017 - 2018 | Budget Estimates 2018 - 2019 |
| | | | | | | AP31.205.006 | [3805] Leave Travel Concession | | 25,000 | 10,000 | 25,000 |
| | | | | | | AP31.205.008 | [3807] Temp. Non Teaching Staff | | | 45,000 | 1,80,000 |
| | | | | | | AP31.205.010 | [3809] C. P. F. Management Share | 94,700 | 1,50,000 | 80,500 | 85,000 |
| | | | | | | | AP31.205 TOTAL | 23,66,640 | 24,75,000 | 22,70,500 | 25,00,000 |
| | | | | | | | AP31 TOTAL | 23,66,640 | 24,75,000 | 22,70,500 | 25,00,000 |
| AR32 | Other Income | | | | | | | | | | |
| AR32.202 | Interest On Saving Accounts | | | | | | | | | | |
| AR32.202.001 | [0520] Interest On Saving Bank Account | 32,700 | 35,000 | 46,170 | 25,000 | | | | | | |
| | AR32.202 TOTAL | 32,700 | 35,000 | 46,170 | 25,000 | | | | | | |
| AR32.208 | Miscellaneous Receipts | | | | | | | | | | |
| AR32.208.005 | [0564] Income From Royalty | 44,000 | 75,000 | 63,000 | 80,000 | | | | | | |
| | AR32.208 TOTAL | 44,000 | 75,000 | 63,000 | 80,000 | | | | | | |
| | AR32 TOTAL | 76,700 | 1,10,000 | 1,09,170 | 1,05,000 | | | | | | |
| AR33 | Income From Investments | | | | | | | | | | |
| AR33.202 | Investment From University Fund | | | | | | | | | | |
| AR33.202.007 | [0627] Interest On Term Deposits With Bank | | 20,00,000 | 1,50,000 | | | | | | | |
| | AR33.202 TOTAL | | 20,00,000 | 1,50,000 | | | | | | | |
| | AR33 TOTAL | | 20,00,000 | 1,50,000 | | | | | | | |
| AR35 | Compensation For Using Premises | | | | | | | | | | |
| AR35.201 | Hiring Charges - Auditorium, Committee Room & Play Ground | | | | | | | | | | |
| AR35.201.002 | [0656] Hiring Charges - Patkar Hall | 20,70,000 | 43,00,000 | 29,90,000 | 35,00,000 | | | | | | |
| AR35.201.005 | [0659] Mike Charges - Patkar Hall | | | | | | | | | | |
| AR35.201.006 | [0660] Light Charges - Patkar Hall | 9,830 | 10,000 | 8,080 | 15,000 | | | | | | |
| AR35.201.007 | [0661] Extra Time Charges - Patkar Hall | 20,000 | 50,000 | 50,000 | 50,000 | | | | | | |
| AR35.201.008 | [0662] Video Shooting Charges - Patkar Hall | | | | | | | | | | |
| | AR35.201 TOTAL | 20,99,830 | 43,60,000 | 30,48,080 | 35,65,000 | | | | | | |
| | AR35 TOTAL | 20,99,830 | 43,60,000 | 30,48,080 | 35,65,000 | | | | | | |
| | Sector A TOTAL | 41,76,530 | 74,70,000 | 43,07,250 | 58,70,000 | | Sector A TOTAL | 35,89,638 | 71,30,000 | 40,16,000 | 58,65,000 |
| Sector C | Earmarked And Special Funds Budget | | | | | Sector C | Earmarked And Special Funds Budget | | | | |
| CR04 | Trust Fund | | | | | CP04 | Trust Fund | | | | |
| CR04.201 | Contribution Cpf Recovery | | | | | | | | | | |
| CR04.201.004 | [1708] Contribution From Non-Teaching Un-Aided | | | | | | | | | | |
| | CR04.201 TOTAL | | | | | | | | | | |

| RECEIPTS | | | | | | EXPENDITURE | | | | | |
|--------------|-------------------------------------|---|------------------------------------|---|------------------------------------|--------------|--|---|------------------------------------|---|------------------------------------|
| ALIAS | PARTICULARS | Unaudited Figures For Year 2016 - 2017 | Budget Estimates 2017 - 2018 | Revised Budget Estimates 2017 - 2018 | Budget Estimates 2018 - 2019 | ALIAS | PARTICULARS | Unaudited Figures For Year 2016 - 2017 | Budget Estimates 2017 - 2018 | Revised Budget Estimates 2017 - 2018 | Budget Estimates 2018 - 2019 |
| | CR04 TOTAL | | | | | CP04.203 | Payment Of Cpf Claims | | | | |
| | Sector C TOTAL | | | | | CP04.203.002 | [5031] Payment Of Claims - Non-Teaching Un- Aided | | | | |
| | | | | | | | CP04.203 TOTAL | | | | |
| | | | | | | | CP04 TOTAL | | | | |
| | | | | | | | Sector C TOTAL | | | | |
| Sector D | Deposits And Advances Budget | | | | | Sector D | Deposits And Advances Budget | | | | |
| DR04 | Other Deposits | | | | | DP04 | Other Deposits | | | | |
| DR04.301 | Patkar Hall | | | | | DP04.301 | Patkar Hall | | | | |
| DR04.301.001 | [2175] Receipts Of Deposit | 2,70,700 | 5,00,000 | 5,45,000 | 6,00,000 | DP04.301.001 | [5361] Refund Of Deposit | 2,70,700 | 5,00,000 | 5,45,000 | 6,00,000 |
| | DR04.301 TOTAL | 2,70,700 | 5,00,000 | 5,45,000 | 6,00,000 | | DP04.301 TOTAL | 2,70,700 | 5,00,000 | 5,45,000 | 6,00,000 |
| | DR04 TOTAL | 2,70,700 | 5,00,000 | 5,45,000 | 6,00,000 | | DP04 TOTAL | 2,70,700 | 5,00,000 | 5,45,000 | 6,00,000 |
| DR05 | Advances To Employees | | | | | DP05 | Advances To Employees | | | | |
| DR05.302 | Festival | | | | | DP05.302 | Festival | | | | |
| DR05.302.001 | [2220] Recovery Of Advances Paid | 40,000 | 40,000 | 50,000 | 40,000 | DP05.302.001 | [5395] Advances Paid | 40,000 | 40,000 | 50,000 | 40,000 |
| | DR05.302 TOTAL | 40,000 | 40,000 | 50,000 | 40,000 | | DP05.302 TOTAL | 40,000 | 40,000 | 50,000 | 40,000 |
| | DR05 TOTAL | 40,000 | 40,000 | 50,000 | 40,000 | | DP05 TOTAL | 40,000 | 40,000 | 50,000 | 40,000 |
| DR08 | Other Advances & Loans | | | | | DP08 | Other Advances & Loans | | | | |
| DR08.301 | Advances To Institutions | | | | | DP08.301 | Advances To Institutions | | | | |
| DR08.301.001 | [2265] Recovery Of Advances Paid | | | | | DP08.301.001 | [6800] Advance Paid | | | | |
| | DR08.301 TOTAL | | | | | | DP08.301 TOTAL | | | | |
| | DR08 TOTAL | | | | | | DP08 TOTAL | | | | |
| | Sector D TOTAL | 3,10,700 | 5,40,000 | 5,95,000 | 6,40,000 | | Sector D TOTAL | 3,10,700 | 5,40,000 | 5,95,000 | 6,40,000 |
| | 5025 Aided Total | 44,87,230 | 80,10,000 | 49,02,250 | 65,10,000 | | 5025 Aided Total | 39,00,338 | 76,70,000 | 46,11,000 | 65,05,000 |

5026 - Department of Psychology (Counselling), Churchgate (Unaided)

(Old Unaided Code : 0558)

| RECEIPTS | | | | | | EXPENDITURE | | | | | |
|--------------|---|---|------------------------------------|---|------------------------------------|--------------|---|---|------------------------------------|---|------------------------------------|
| ALIAS | PARTICULARS | Unaudited Figures For Year 2016 - 2017 | Budget Estimates 2017 - 2018 | Revised Budget Estimates 2017 - 2018 | Budget Estimates 2018 - 2019 | ALIAS | PARTICULARS | Unaudited Figures For Year 2016 - 2017 | Budget Estimates 2017 - 2018 | Revised Budget Estimates 2017 - 2018 | Budget Estimates 2018 - 2019 |
| Sector A | Capital And Revenue Receipt / Expenditure Budget | | | | | Sector A | Capital And Revenue Receipt / Expenditure Budget | | | | |
| | | | | | | AP03 | Furniture & Fixtures | | | | |
| | | | | | | AP03.101 | Purchase Of Furniture & Fixtures | | | | |
| | | | | | | AP03.101.001 | [3065] Purchase Of Furniture | | 1,00,000 | | 2,00,000 |
| | | | | | | | AP03.101 TOTAL | | 1,00,000 | | 2,00,000 |
| | | | | | | | AP03 TOTAL | | 1,00,000 | | 2,00,000 |
| | | | | | | AP04 | Equipments | | | | |
| | | | | | | AP04.101 | Purchase Of Equipments | | | | |
| | | | | | | AP04.101.001 | [3085] Purchase Of Length Meter | | | | |
| | | | | | | AP04.101.022 | [3106] Purchase Of Psychological Test Kit | 18,200 | 30,000 | | 2,00,000 |
| | | | | | | | AP04.101 TOTAL | 18,200 | 30,000 | | 2,00,000 |
| | | | | | | | AP04 TOTAL | 18,200 | 30,000 | | 2,00,000 |
| | | | | | | AP07 | Books & Journals | | | | |
| | | | | | | AP07.101 | Purchase Of Books & Journals | | | | |
| | | | | | | AP07.101.001 | [3155] Purchase Of Books & Journals | | 10,000 | | |
| | | | | | | | AP07.101 TOTAL | | 10,000 | | |
| | | | | | | | AP07 TOTAL | | 10,000 | | |
| | | | | | | AP09 | Hardware & Peripherals | | | | |
| | | | | | | AP09.101 | Development Exp. | | | | |
| | | | | | | AP09.101.002 | [3201] Purchase Of Hardware | | 20,000 | | 50,000 |
| | | | | | | AP09.101.003 | [3202] Purchase Of Laptop | | 50,000 | 50,000 | 1,00,000 |
| | | | | | | AP09.101.006 | [3205] Purchase Of Printer | | 10,000 | | |
| | | | | | | | AP09.101 TOTAL | | 80,000 | 50,000 | 1,50,000 |
| | | | | | | | AP09 TOTAL | | 80,000 | 50,000 | 1,50,000 |
| AR10 | Other Development Receipts | | | | | | | | | | |
| AR10.101 | Development Fees | | | | | | | | | | |
| AR10.101.001 | [0111] Development Fees From Student - Institute Share | 24,000 | 25,000 | 27,500 | 29,000 | | | | | | |
| | [0112] Development Fees From Student- University Share | | | | | | | | | | |
| | [0113] Development Fee | | 25,000 | 27,500 | 29,000 | | | | | | |
| | AR10.101 TOTAL | 24,000 | 25,000 | 27,500 | 29,000 | | | | | | |

| RECEIPTS | | | | | | EXPENDITURE | | | | | |
|--------------|--|--|------------------------------|--------------------------------------|------------------------------|--------------|---|--|------------------------------|--------------------------------------|------------------------------|
| ALIAS | PARTICULARS | Unaudited Figures For Year 2016 - 2017 | Budget Estimates 2017 - 2018 | Revised Budget Estimates 2017 - 2018 | Budget Estimates 2018 - 2019 | ALIAS | PARTICULARS | Unaudited Figures For Year 2016 - 2017 | Budget Estimates 2017 - 2018 | Revised Budget Estimates 2017 - 2018 | Budget Estimates 2018 - 2019 |
| | AR10 TOTAL | 24,000 | 25,000 | 27,500 | 29,000 | | | | | | |
| AR21 | Fees From Students & Colleges | | | | | AP21 | Academic & Activity Expenses | | | | |
| AR21.201 | Academic Receipts - University | | | | | AP21.201 | Academic Expenses | | | | |
| AR21.201.025 | [0208] Alumni Fees Net | | | | | AP21.201.005 | [3329] Laboratory Expenses | | 5,000 | | |
| | [6370] Alumni Fee - Gross | 1,900 | 2,700 | 2,600 | 2,800 | AP21.201.011 | [3335] Prospectus Expenses | | | | |
| | [6371] Less : 100 % Transfer To University | 1,900 | 2,700 | 2,600 | 2,800 | AP21.201.012 | [3336] Forms Expenses | | | | |
| AR21.201.027 | [0210] Centenary Fees Net | | | | | AP21.201.014 | [3338] Diary Expenses | | | | |
| | [6372] Centenary Fees - Gross | | | | | AP21.201.015 | [3339] Research Journal Expenses | | | | |
| | [6373] Less :100 % Transfer To Univaersity | | | | | | | | | | |
| AR21.201.029 | [0212] Calandar Fee Net | 1,440 | 1,500 | | | | | | | | |
| | [6376] Calender Fees -Gross | 1,440 | 1,500 | | | | | | | | |
| | [6377] Less 100% Transfer To University | | | | | | | | | | |
| | AR21.201 TOTAL | 1,440 | 1,500 | | | | AP21.201 TOTAL | | 5,000 | | |
| AR21.202 | Academic Receipts -Institution | | | | | AP21.202 | Activity Expenses | | | | |
| AR21.202.001 | [0220] Admission Fee | 25,440 | 26,500 | 28,920 | 30,740 | AP21.202.001 | [3355] Gymkhana Expenses | | 24,000 | 10,000 | 25,000 |
| AR21.202.002 | [0221] Tution Fee | 7,20,000 | 7,50,000 | 8,10,190 | 8,70,000 | AP21.202.009 | [3363] Psychology Lab Expenses | | 5,000 | | |
| AR21.202.003 | [0222] Computer Training Fee | 14,400 | 15,000 | 16,500 | 17,400 | AP21.202.011 | [3365] Educational Tour Expenses | | | | |
| AR21.202.004 | [0223] Identity Card Fee | 1,680 | 1,750 | 1,930 | 2,030 | AP21.202.012 | [3366] Field Visit Expenses | | 10,000 | 10,000 | 10,000 |
| | [0224] Diary Fee - Gross | 2,400 | 2,500 | | | AP21.202.020 | [3374] Internship Expenses | | 5,000 | | |
| | [0225] Diary Fee - Less : 100% Transfer To University | | | | | AP21.202.023 | [3377] Dissertation Expenses | | | 6,500 | 7,000 |
| AR21.202.005 | [0226] Diary Fee - Net | 2,400 | 2,500 | | | AP21.202.026 | [3380] Periodic Test Expenses | | 5,000 | | |
| | [0227] E-Suvidha Fee - Gross | 2,400 | 2,500 | 2,750 | 2,900 | AP21.202.033 | [3387] Entertainment Expenses | | 8,000 | | |
| | [0228] E-Suvidha - Less : 100% Transfer To University | 2,400 | 2,500 | 2,750 | 2,900 | AP21.202.079 | [3432] Student Activity Expenses | | | 75,000 | 75,000 |
| AR21.202.006 | [0229] E-Suvidha - Net | | | | | | | | | | |
| | [0230] Students Welfare Fee - Gross | 3,600 | 3,750 | 4,130 | 4,350 | | | | | | |
| | [0231] Students Welfare Fee -Less : Transfer To University | 3,600 | 3,750 | 4,130 | 4,350 | | | | | | |
| AR21.202.007 | [0232] Students Welfare Fee - Net | | | | | | | | | | |
| | [0233] Medical Fee - Gross | 1,680 | 1,750 | 1,930 | 2,030 | | | | | | |
| | [0234] Medical Fee-Less : Transfer To University | 1,680 | | | | | | | | | |
| AR21.202.008 | [0235] Medical Fee - Net | | 1,750 | 1,930 | 2,030 | | | | | | |
| | [0236] Sports Fee - Gross | 4,800 | 5,000 | 5,500 | 5,800 | | | | | | |
| | [0237] Sports Fee -Less : Transfer To University | 4,800 | 5,000 | 5,500 | 5,800 | | | | | | |
| AR21.202.009 | [0238] Sports Fee - Net | | | | | | | | | | |
| | [0239] Disaster Management Fee - Gross | 480 | 500 | 550 | 580 | | | | | | |

| RECEIPTS | | | | | | EXPENDITURE | | | | | |
|--------------|--|--|------------------------------|--------------------------------------|------------------------------|-------------|-----------------------|--|------------------------------|--------------------------------------|------------------------------|
| ALIAS | PARTICULARS | Unaudited Figures For Year 2016 - 2017 | Budget Estimates 2017 - 2018 | Revised Budget Estimates 2017 - 2018 | Budget Estimates 2018 - 2019 | ALIAS | PARTICULARS | Unaudited Figures For Year 2016 - 2017 | Budget Estimates 2017 - 2018 | Revised Budget Estimates 2017 - 2018 | Budget Estimates 2018 - 2019 |
| AR21.202.010 | [0240] Disaster Management Fee -Less : 100% Transfer To University [0241] Disaster Management Fee - Net | 480 | 500 | 550 | 580 | | | | | | |
| | [0242] Ashwamedh/ Avishkar/ Indradhanushya Fee - Gross | 1,440 | 1,500 | 1,650 | 1,740 | | | | | | |
| | [0243] Ashwamedh/ Avishkar/ Indradhanushya Fee -Less : 100% Transfer To University | 1,440 | 1,500 | 1,650 | 1,740 | | | | | | |
| AR21.202.011 | [0244] Ashwamedh/ Avishkar/ Indradhanushya Fee - Net | | | | | | | | | | |
| | [0245] Eligibility Fee -Gross | 7,160 | 6,625 | 7,420 | 7,950 | | | | | | |
| | [0246] Eligibility Fee -Less : 100% Transfer To University | 7,160 | 6,625 | 7,420 | 7,950 | | | | | | |
| AR21.202.012 | [0247] Eligibility Fee -Net | | | | | | | | | | |
| | [0248] Enrolment Fee - Gross | 7,690 | 6,625 | 7,420 | 7,950 | | | | | | |
| | [0249] Enrolment Fee - Less : 100% Transfer To University | 7,690 | 6,625 | 7,420 | 7,950 | | | | | | |
| AR21.202.013 | [0250] Enrolment Fee - Net | | | | | | | | | | |
| | [0251] Examinations - Gross | 76,800 | 80,000 | 88,000 | 92,800 | | | | | | |
| | [0252] Examinations -Less :Transfer To University | 76,800 | 80,000 | 88,000 | 92,800 | | | | | | |
| AR21.202.014 | [0253] Examinations Fee- Net | | | | | | | | | | |
| | [0254] Practical Examination Fees - Gross | 33,600 | 35,000 | 38,500 | 40,600 | | | | | | |
| | [6300] Practical Examinations Fee-Less : Transfer To University | | | 38,500 | 40,600 | | | | | | |
| AR21.202.015 | [6301] Practical Examinations Fee - Net | 33,600 | 35,000 | | | | | | | | |
| | [6304] Convocation Fee - Gross | 6,300 | 8,550 | 11,700 | 12,600 | | | | | | |
| | [6305] Convocation Fee -Less : 100% Transfer To University | 6,300 | 8,550 | 11,700 | 12,600 | | | | | | |
| AR21.202.017 | [6306] Convocation Fee - Net | | | | | | | | | | |
| | [6307] Library Fee - Gross | 48,000 | 50,000 | 54,000 | 58,000 | | | | | | |
| | [6308] Library Fee -Less : 100% Transfer To University Library | 48,000 | 50,000 | 54,000 | 58,000 | | | | | | |
| AR21.202.018 | [6309] Library Fee - Net | | | | | | | | | | |
| | [6318] Passing Certificate Fee - Gross | 2,100 | 4,050 | 3,900 | 4,200 | | | | | | |
| | [6319] Passing Certificate Fee -Less : 100% Transfer To University | 2,100 | 4,050 | 3,900 | 4,200 | | | | | | |
| AR21.202.023 | [6320] Passing Certificate Fee | | | | | | | | | | |
| | [6327] Association Fee - Gross | 2,400 | 2,500 | 2,750 | 2,900 | | | | | | |
| | [6328] Association Fee -Less : 100% Transfer To Univ | 2,400 | 2,500 | 2,750 | 2,900 | | | | | | |
| AR21.202.026 | [6329] Association Fee - Net | | | | | | | | | | |
| | AR21.202 TOTAL | 7,97,520 | 8,32,500 | 8,59,470 | 9,22,200 | | AP21.202 TOTAL | | 57,000 | 1,01,500 | 1,17,000 |

| RECEIPTS | | | | | | EXPENDITURE | | | | | |
|--------------|-----------------------------------|--|------------------------------|--------------------------------------|------------------------------|--------------|--|--|------------------------------|--------------------------------------|------------------------------|
| ALIAS | PARTICULARS | Unaudited Figures For Year 2016 - 2017 | Budget Estimates 2017 - 2018 | Revised Budget Estimates 2017 - 2018 | Budget Estimates 2018 - 2019 | ALIAS | PARTICULARS | Unaudited Figures For Year 2016 - 2017 | Budget Estimates 2017 - 2018 | Revised Budget Estimates 2017 - 2018 | Budget Estimates 2018 - 2019 |
| AR21.203 | Activity Fees | | | | | AP21.203 | Examination Expenses | | | | |
| AR21.203.001 | [0260] Gymkhana Fee | 24,000 | 25,000 | 27,250 | 29,000 | AP21.203.001 | [3470] Printing | | 5,000 | | |
| AR21.203.002 | [0261] Laboratory Fee | 48,000 | 50,000 | 55,000 | 58,000 | AP21.203.002 | [3471] Stationery | | 5,000 | | |
| AR21.203.003 | [0262] Laboratory Breakages | 14,500 | 12,500 | 14,000 | 15,000 | AP21.203.003 | [3472] Printing Of Answer Books | | | | |
| AR21.203.004 | [0263] Internship Fee | 9,500 | | 13,000 | 14,000 | AP21.203.004 | [3473] Printing Of Question Papers | | 5,000 | | |
| AR21.203.005 | [0268] Dissertation Fee | | | 6,500 | 7,000 | AP21.203.005 | [3474] Ph.D Remuneration Expenses | | | | |
| AR21.203.059 | [0314] Computer Lab Fees | | | 27,500 | 29,000 | AP21.203.006 | [3475] Examination Remuneration | | | | |
| AR21.203.096 | [0355] Insurance Fees | 1,060 | 1,100 | 1,210 | 1,280 | AP21.203.007 | [3476] Marksheet Expenses | | | | |
| | | | | | | AP21.203.010 | [3479] Post & Courier Charges | | | | |
| | | | | | | AP21.203.011 | [3480] Travelling Expenses For Exam. | | | | |
| | | | | | | AP21.203.013 | [3482] Paper Setting | | 5,000 | | |
| | | | | | | AP21.203.014 | [3483] Evaluation | | 5,000 | | |
| | | | | | | AP21.203.015 | [3484] Practical Examination | | | 10,000 | 10,000 |
| | AR21.203 TOTAL | 97,060 | 88,600 | 1,44,460 | 1,53,280 | | AP21.203 TOTAL | | 25,000 | 10,000 | 10,000 |
| | | | | | | AP21.206 | Seminars & Conferances | | | | |
| | | | | | | AP21.206.001 | [3515] Seminar Publication | | 5,000 | | |
| | | | | | | AP21.206.002 | [3516] Stationery | | 10,000 | | |
| | | | | | | AP21.206.004 | [3518] Memorial Lectures | | | | |
| | | | | | | AP21.206.006 | [3520] Travelling Expenses | | 5,000 | | |
| | | | | | | AP21.206.007 | [3521] Books & Journals | | 10,000 | | |
| | | | | | | | AP21.206 TOTAL | | 30,000 | | |
| AR21.207 | Other Fee | | | | | | | | | | |
| AR21.207.002 | [0412] Fine/ Miscellaneous Fee | 7,200 | 7,500 | 8,250 | 8,700 | | | | | | |
| AR21.207.009 | [0419] Transcript Charge (Income) | | | | | | | | | | |
| | AR21.207 TOTAL | 7,200 | 7,500 | 8,250 | 8,700 | | | | | | |
| | | | | | | AP21.209 | Students' Welfare , Sports & Cultural Activities Expenses | | | | |
| | | | | | | AP21.209.007 | [3556] Co-Curriculum Activity Expenses | | | | |
| | | | | | | AP21.209.013 | [3562] Workshops & Seminars Expenses | | 10,000 | | |
| | | | | | | | AP21.209 TOTAL | | 10,000 | | |
| | AR21 TOTAL | 9,03,220 | 9,30,100 | 10,12,180 | 10,84,180 | | AP21 TOTAL | | 1,27,000 | 1,11,500 | 1,27,000 |
| | | | | | | AP22 | Administrative & General Expenses | | | | |
| | | | | | | AP22.201 | Administrative Expenses | | | | |
| | | | | | | AP22.201.001 | [3601] Advertisement And Publicity | | | | |
| | | | | | | AP22.201.002 | [3602] Printing | | 10,000 | | 10,000 |
| | | | | | | AP22.201.003 | [3603] Stationery | | 10,000 | | 20,000 |
| | | | | | | AP22.201.004 | [3604] Paper For Printing | | | | |
| | | | | | | AP22.201.005 | [3605] Xeroxing Charges | 9,054 | 40,000 | | 20,000 |

| RECEIPTS | | | | | | EXPENDITURE | | | | | |
|----------|-------------|---|------------------------------------|---|------------------------------------|--------------|--|---|------------------------------------|---|------------------------------------|
| ALIAS | PARTICULARS | Unaudited Figures For Year 2016 - 2017 | Budget Estimates 2017 - 2018 | Revised Budget Estimates 2017 - 2018 | Budget Estimates 2018 - 2019 | ALIAS | PARTICULARS | Unaudited Figures For Year 2016 - 2017 | Budget Estimates 2017 - 2018 | Revised Budget Estimates 2017 - 2018 | Budget Estimates 2018 - 2019 |
| | | | | | | AP22.201.006 | [3606] Electricity And Power | | | | |
| | | | | | | AP22.201.007 | [3607] Telephone And Internet Charges | | | | |
| | | | | | | AP22.201.008 | [3608] Postage , Telegram & Courier Charges | | 10,000 | | 10,000 |
| | | | | | | AP22.201.011 | [3611] Meeting Expenses | | 10,000 | | |
| | | | | | | AP22.201.014 | [3614] News Paper, Periodicals (Magaziens & Journals) | | | | |
| | | | | | | AP22.201.016 | [3616] Sanitary Materials | | 5,000 | | 12,000 |
| | | | | | | AP22.201.021 | [3621] Pest Control | | 5,000 | | 10,000 |
| | | | | | | AP22.201.022 | [3622] Bank Charges | | | | |
| | | | | | | AP22.201.023 | [3623] Miscellaneous Expenses | | 5,000 | | 10,000 |
| | | | | | | AP22.201.024 | [3624] Statutory Audit Charges | | 2,000 | | 2,000 |
| | | | | | | AP22.201.025 | [3625] Internal Audit Charges | | 5,000 | | 5,000 |
| | | | | | | AP22.201.028 | [3628] Outsourcing Account Work | 5,000 | | | |
| | | | | | | AP22.201.029 | [3629] Seminar & Workshop Expenses | | | 10,000 | 20,000 |
| | | | | | | | AP22.201 TOTAL | 14,054 | 1,02,000 | 10,000 | 1,19,000 |
| | | | | | | AP22.202 | Travelling And Transportation Expenses | | | | |
| | | | | | | AP22.202.001 | [3645] Ta/Da Expenses Staff | | 5,000 | 1,000 | 8,000 |
| | | | | | | AP22.202.002 | [3646] Ta/Da Expenses Meeting | | | | |
| | | | | | | | AP22.202 TOTAL | | 5,000 | 1,000 | 8,000 |
| | | | | | | AP22.203 | Insurance & Taxes | | | | |
| | | | | | | AP22.203.001 | [3655] Insurance | 1,056 | 1,100 | 1,100 | 1,160 |
| | | | | | | | AP22.203 TOTAL | 1,056 | 1,100 | 1,100 | 1,160 |
| | | | | | | AP22.204 | Outsource Services | | | | |
| | | | | | | AP22.204.001 | [3665] House Keeping Services | | 5,000 | | |
| | | | | | | | AP22.204 TOTAL | | 5,000 | | |
| | | | | | | AP22.205 | Repairs And Maintenance | | | | |
| | | | | | | AP22.205.001 | [3675] Maintenance Of Office Equipments | | 20,000 | | |
| | | | | | | AP22.205.002 | [3676] Maintenance Of Furniture & Fixture | | 5,000 | | 5,000 |
| | | | | | | AP22.205.003 | [3677] Maintenance Of Electric Installation | | | | 2,000 |
| | | | | | | AP22.205.004 | [3678] Maintenance Of Hardwares | | | | |
| | | | | | | AP22.205.005 | [3679] Maintenance Of Software | | | | 2,000 |
| | | | | | | AP22.205.026 | [3700] Emergency & Unforeseen Repairs | | 2,000 | | |
| | | | | | | AP22.205.030 | [3704] Maintenance Of Computer | | 5,000 | | 5,000 |
| | | | | | | | AP22.205 TOTAL | | 32,000 | | 14,000 |
| | | | | | | | AP22 TOTAL | 15,110 | 1,45,100 | 12,100 | 1,42,160 |
| | | | | | | AP31 | Staff Payments & Benefits | | | | |
| | | | | | | AP31.204 | Unaided Salaries (Teaching Staff) | | | | |
| | | | | | | AP31.204.002 | [3781] Clock Hour Basis / Consolidated | | | | |

| RECEIPTS | | | | | | EXPENDITURE | | | | | |
|--------------|--------------------------------------|--|------------------------------|--------------------------------------|------------------------------|--------------|-------------------------------------|--|------------------------------|--------------------------------------|------------------------------|
| ALIAS | PARTICULARS | Unaudited Figures For Year 2016 - 2017 | Budget Estimates 2017 - 2018 | Revised Budget Estimates 2017 - 2018 | Budget Estimates 2018 - 2019 | ALIAS | PARTICULARS | Unaudited Figures For Year 2016 - 2017 | Budget Estimates 2017 - 2018 | Revised Budget Estimates 2017 - 2018 | Budget Estimates 2018 - 2019 |
| | | | | | | AP31.204.006 | [3785] Visiting Faculty Teaching | 4,19,700 | 1,60,000 | 1,80,000 | 2,00,000 |
| | | | | | | | AP31.204 TOTAL | 4,19,700 | 1,60,000 | 1,80,000 | 2,00,000 |
| | | | | | | | AP31 TOTAL | 4,19,700 | 1,60,000 | 1,80,000 | 2,00,000 |
| | Sector A TOTAL | 9,27,220 | 9,55,100 | 10,39,680 | 11,13,180 | | Sector A TOTAL | 4,53,010 | 6,52,100 | 3,53,600 | 10,19,160 |
| Sector D | Deposits And Advances Budget | | | | | Sector D | Deposits And Advances Budget | | | | |
| DR01 | Students Related Deposits | | | | | DP01 | Students Related Deposits | | | | |
| DR01.301 | Library Deposit | | | | | DP01.301 | Library Deposit | | | | |
| DR01.301.001 | [2105] Receipts Of Deposit | 43,500 | 37,500 | 42,000 | 45,000 | DP01.301.001 | [5291] Refund Of Deposit | 43,500 | 37,500 | 42,000 | 45,000 |
| | DR01.301 TOTAL | 43,500 | 37,500 | 42,000 | 45,000 | | DP01.301 TOTAL | 43,500 | 37,500 | 42,000 | 45,000 |
| DR01.306 | Caution Maoney Deposit | | | | | DP01.306 | Caution Maoney Deposit | | | | |
| DR01.306.001 | [2171] Caution Money Deposit(refund) | 2,900 | 2,500 | 2,800 | 3,000 | DP01.306.001 | [5320] Refund Of Deposit | 2,900 | 2,500 | 2,800 | 3,000 |
| | DR01.306 TOTAL | 2,900 | 2,500 | 2,800 | 3,000 | | DP01.306 TOTAL | 2,900 | 2,500 | 2,800 | 3,000 |
| | DR01 TOTAL | 46,400 | 40,000 | 44,800 | 48,000 | | DP01 TOTAL | 46,400 | 40,000 | 44,800 | 48,000 |
| | Sector D TOTAL | 46,400 | 40,000 | 44,800 | 48,000 | | Sector D TOTAL | 46,400 | 40,000 | 44,800 | 48,000 |
| | 5026 Aided Total | 9,73,620 | 9,95,100 | 10,84,480 | 11,61,180 | | 5026 Aided Total | 4,99,410 | 6,92,100 | 3,98,400 | 10,67,160 |



Mumbai Juhu Campus
0001 - School of Law (Unaided)
(Old Unaided Code : 1338)

| RECEIPTS | | | | | | EXPENDITURE | | | | | |
|----------|---|---|------------------------------------|---|------------------------------------|--------------|---|---|------------------------------------|---|------------------------------------|
| ALIAS | PARTICULARS | Unaudited Figures For Year 2016 - 2017 | Budget Estimates 2017 - 2018 | Revised Budget Estimates 2017 - 2018 | Budget Estimates 2018 - 2019 | ALIAS | PARTICULARS | Unaudited Figures For Year 2016 - 2017 | Budget Estimates 2017 - 2018 | Revised Budget Estimates 2017 - 2018 | Budget Estimates 2018 - 2019 |
| Sector A | Capital And Revenue Receipt / Expenditure Budget | | | | | Sector A | Capital And Revenue Receipt / Expenditure Budget | | | | |
| | | | | | | AP01 | Land & Building | | | | |
| | | | | | | AP01.103 | Building Renovation - Civil Work | | | | |
| | | | | | | AP01.103.004 | [3028] Painting Of Building & Repairs To Toilet | 1,07,000 | 30,000 | 50,000 | 50,000 |
| | | | | | | AP01.103.005 | [3029] Room Renovation | 8,000 | 25,000 | 10,000 | 25,000 |
| | | | | | | | AP01.103 TOTAL | 1,15,000 | 55,000 | 60,000 | 75,000 |
| | | | | | | | AP01 TOTAL | 1,15,000 | 55,000 | 60,000 | 75,000 |
| | | | | | | AP03 | Furniture & Fixtures | | | | |
| | | | | | | AP03.101 | Purchase Of Furniture & Fixtures | | | | |
| | | | | | | AP03.101.001 | [3065] Purchase Of Furniture | 25,000 | 25,000 | 25,000 | 25,000 |
| | | | | | | AP03.101.002 | [3056] Purchase Of Chairs & Boards | | 25,000 | 25,000 | 25,000 |
| | | | | | | AP03.101.003 | [3057] Purchase Of Tables | 25,000 | 25,000 | 50,000 | 50,000 |
| | | | | | | AP03.101.004 | [3058] Purchase Of Cupboards | | | 1,20,000 | 50,000 |
| | | | | | | AP03.101.005 | [3059] Purchase Of Mootcourt Furniture | 25,000 | 50,000 | | |
| | | | | | | | AP03.101 TOTAL | 75,000 | 1,25,000 | 2,20,000 | 1,50,000 |
| | | | | | | | AP03 TOTAL | 75,000 | 1,25,000 | 2,20,000 | 1,50,000 |
| | | | | | | AP04 | Equipments | | | | |
| | | | | | | AP04.101 | Purchase Of Equipments | | | | |
| | | | | | | AP04.101.003 | [3087] Purchase Of Equipment | 15,000 | 15,000 | 50,000 | 20,000 |
| | | | | | | AP04.101.011 | [3095] Purchase Of Xerox Machine | | | | |
| | | | | | | AP04.101.013 | [3097] Purchase Of A. C. | | 50,000 | | |
| | | | | | | AP04.101.015 | [3099] Purchase Of Water Cooler | | | 50,000 | 50,000 |
| | | | | | | AP04.101.025 | [3109] Purchase Of Water Purifier | | 20,000 | 50,000 | 50,000 |
| | | | | | | AP04.101.026 | [3110] Purchase Of Projector | 60,000 | 70,000 | 70,000 | |
| | | | | | | | AP04.101 TOTAL | 75,000 | 1,55,000 | 2,20,000 | 1,20,000 |
| | | | | | | | AP04 TOTAL | 75,000 | 1,55,000 | 2,20,000 | 1,20,000 |
| | | | | | | AP07 | Books & Journals | | | | |
| | | | | | | AP07.101 | Purchase Of Books & Journals | | | | |
| | | | | | | AP07.101.001 | [3155] Purchase Of Books & Journals | | 17,000 | 1,00,000 | 1,00,000 |
| | | | | | | | AP07.101 TOTAL | | 17,000 | 1,00,000 | 1,00,000 |
| | | | | | | | AP07 TOTAL | | 17,000 | 1,00,000 | 1,00,000 |

| RECEIPTS | | | | | | EXPENDITURE | | | | | |
|--------------|--|---|------------------------------------|---|------------------------------------|--------------|---|---|------------------------------------|---|------------------------------------|
| ALIAS | PARTICULARS | Unaudited Figures For Year 2016 - 2017 | Budget Estimates 2017 - 2018 | Revised Budget Estimates 2017 - 2018 | Budget Estimates 2018 - 2019 | ALIAS | PARTICULARS | Unaudited Figures For Year 2016 - 2017 | Budget Estimates 2017 - 2018 | Revised Budget Estimates 2017 - 2018 | Budget Estimates 2018 - 2019 |
| | | | | | | AP08 | Software & Development | | | | |
| | | | | | | AP08.101 | Purchase Of Software | | | | |
| | | | | | | AP08.101.004 | [3173] Purchase Of Tally & Marksheet Software | 20,000 | 20,000 | 25,000 | 25,000 |
| | | | | | | | AP08.101 TOTAL | 20,000 | 20,000 | 25,000 | 25,000 |
| | | | | | | | AP08 TOTAL | 20,000 | 20,000 | 25,000 | 25,000 |
| | | | | | | AP09 | Hardware & Peripherals | | | | |
| | | | | | | AP09.101 | Development Exp. | | | | |
| | | | | | | AP09.101.001 | [3200] Purchase Of Computer | 50,000 | 50,000 | 50,000 | 50,000 |
| | | | | | | AP09.101.006 | [3205] Purchase Of Printer | 25,000 | 25,000 | 50,000 | 50,000 |
| | | | | | | | AP09.101 TOTAL | 75,000 | 75,000 | 1,00,000 | 1,00,000 |
| | | | | | | | AP09 TOTAL | 75,000 | 75,000 | 1,00,000 | 1,00,000 |
| AR10 | Other Development Receipts | | | | | AP10 | Other Development Expenditure | | | | |
| AR10.101 | Development Fees | | | | | AP10.101 | Development Exp. | | | | |
| AR10.101.001 | [0111] Development Fees From Student - Institute Share | 1,05,000 | 1,25,000 | 1,03,500 | 1,25,000 | AP10.101.001 | [3215] New Harbal Garden | 25,000 | 25,000 | | |
| | [0112] Development Fees From Student-University Share | 1,05,000 | 1,25,000 | 1,03,500 | 1,25,000 | | | | | | |
| | [0113] Development Fee | 2,10,000 | 2,50,000 | 2,07,000 | 2,50,000 | | | | | | |
| | AR10.101 TOTAL | 1,05,000 | 1,25,000 | 1,03,500 | 1,25,000 | | AP10.101 TOTAL | 25,000 | 25,000 | | |
| | AR10 TOTAL | 1,05,000 | 1,25,000 | 1,03,500 | 1,25,000 | | AP10 TOTAL | 25,000 | 25,000 | | |
| AR21 | Fees From Students & Colleges | | | | | AP21 | Academic & Activity Expenses | | | | |
| AR21.201 | Academic Receipts - University | | | | | AP21.201 | Academic Expenses | | | | |
| AR21.201.025 | [0208] Alumni Fees Net | 13,000 | | 20,000 | 20,000 | AP21.201.011 | [3335] Prospectus Expenses | 20,000 | 20,000 | 20,000 | 25,000 |
| | [6370] Alumni Fee - Gross | 13,000 | 19,200 | | | AP21.201.012 | [3336] Forms Expenses | 10,000 | 10,000 | 10,000 | 15,000 |
| | [6371] Less : 100 % Transfer To University | 13,000 | 19,200 | | | AP21.201.013 | [3337] Syllabus Expenses | 10,000 | 10,000 | 10,000 | 10,000 |
| AR21.201.027 | [0210] Centenary Fees Net | | | | | AP21.201.016 | [3340] Identity Card Expenses | | | 16,000 | 20,000 |
| | [6372] Centenary Fees - Gross | | | | | AP21.201.022 | [3346] Faculty Development | 25,000 | 25,000 | | |
| | [6373] Less :100 % Transfer To Univaersity | | | | | AP21.201.024 | [3348] Bar Council India Fees | 6,50,000 | 6,50,000 | 40,000 | 6,50,000 |
| AR21.201.028 | [0211] Subject Association Fee Net | 9,000 | | 10,000 | 10,000 | | | | | | |
| | [6374] Subject Association Fees - Gross | 8,000 | 10,050 | | | | | | | | |
| | [6375] Less : 100 % Transfer To University | 8,000 | 10,050 | | | | | | | | |
| AR21.201.029 | [0212] Calandar Fee Net | 13,000 | | 14,000 | 15,000 | | | | | | |
| | [6376] Calender Fees -Gross | 12,360 | 15,000 | | | | | | | | |
| | [6377] Less 100% Transfer To University | 12,360 | 15,000 | | | | | | | | |
| | AR21.201 TOTAL | 35,000 | | 44,000 | 45,000 | | AP21.201 TOTAL | 7,15,000 | 7,15,000 | 96,000 | 7,20,000 |
| AR21.202 | Academic Receipts -Institution | | | | | AP21.202 | Activity Expenses | | | | |

| RECEIPTS | | | | | | EXPENDITURE | | | | | |
|--------------|--|--|------------------------------|--------------------------------------|------------------------------|--------------|-------------------------------------|--|------------------------------|--------------------------------------|------------------------------|
| ALIAS | PARTICULARS | Unaudited Figures For Year 2016 - 2017 | Budget Estimates 2017 - 2018 | Revised Budget Estimates 2017 - 2018 | Budget Estimates 2018 - 2019 | ALIAS | PARTICULARS | Unaudited Figures For Year 2016 - 2017 | Budget Estimates 2017 - 2018 | Revised Budget Estimates 2017 - 2018 | Budget Estimates 2018 - 2019 |
| AR21.202.001 | [0220] Admission Fee | 2,30,000 | 2,65,000 | 2,20,000 | 3,00,000 | AP21.202.001 | [3355] Gymkhana Expenses | 25,000 | 25,000 | | |
| AR21.202.002 | [0221] Tuition Fee | 57,60,000 | 68,75,000 | 60,00,000 | 68,75,000 | AP21.202.005 | [3359] Disaster Management Expenses | 5,000 | 3,000 | | |
| AR21.202.004 | [0223] Identity Card Fee | 15,000 | 17,500 | 15,000 | 18,000 | AP21.202.006 | [3360] Computer Lab Expenses | 20,000 | 20,000 | 50,000 | 50,000 |
| | [0224] Diary Fee - Gross | 20,600 | 25,000 | | | AP21.202.013 | [3367] Phd Expenses | | | | |
| | [0225] Diary Fee - Less : 100% Transfer To University | 20,600 | 25,000 | | | | | | | | |
| AR21.202.005 | [0226] Diary Fee - Net | 20,000 | | 20,000 | 25,000 | | | | | | |
| | [0227] E-Suvidha Fee - Gross | 20,600 | 25,000 | | | | | | | | |
| | [0228] E-Suvidha - Less : 100% Transfer To University | 20,600 | 25,000 | | | | | | | | |
| AR21.202.006 | [0229] E-Suvidha - Net | 20,000 | | 20,000 | 25,000 | | | | | | |
| | [0230] Students Welfare Fee - Gross | 30,900 | 37,500 | | | | | | | | |
| | [0231] Students Welfare Fee -Less : Transfer To University | 30,900 | 37,500 | | | | | | | | |
| AR21.202.007 | [0232] Students Welfare Fee - Net | 33,000 | | 32,000 | 37,500 | | | | | | |
| | [0233] Medical Fee - Gross | 14,420 | 17,500 | | | | | | | | |
| | [0234] Medical Fee-Less : Transfer To University | 14,420 | 17,500 | | | | | | | | |
| AR21.202.008 | [0235] Medical Fee - Net | 15,000 | | 15,000 | 17,500 | | | | | | |
| | [0236] Sports Fee - Gross | 41,200 | 50,000 | | | | | | | | |
| | [0237] Sports Fee -Less : Transfer To University | 41,200 | 50,000 | | | | | | | | |
| AR21.202.009 | [0238] Sports Fee - Net | 42,000 | | 42,000 | 50,000 | | | | | | |
| | [0239] Disaster Management Fee - Gross | 4,120 | 5,000 | | | | | | | | |
| | [0240] Disaster Management Fee -Less : 100% Transfer To University | 4,120 | 5,000 | | | | | | | | |
| AR21.202.010 | [0241] Disaster Management Fee - Net | 4,000 | | 5,000 | 5,000 | | | | | | |
| | [0242] Ashwamedh/ Avishkar/ Indradhanushya Fee - Gross | 12,360 | 15,000 | | | | | | | | |
| | [0243] Ashwamedh/ Avishkar/ Indradhanushya Fee -Less : 100% Transfer To University | 12,360 | 15,000 | | | | | | | | |
| AR21.202.011 | [0244] Ashwamedh/ Avishkar/ Indradhanushya Fee - Net | 12,000 | | 12,000 | 15,000 | | | | | | |
| | [0245] Eligibility Fee -Gross | 48,750 | 63,750 | | | | | | | | |
| | [0246] Eligibility Fee -Less : 100% Transfer To University | 48,750 | 63,750 | | | | | | | | |
| AR21.202.012 | [0247] Eligibility Fee -Net | 50,000 | | 25,000 | 30,000 | | | | | | |
| | [0248] Enrolment Fee - Gross | 48,750 | 63,750 | | | | | | | | |
| | [0249] Enrolment Fee - Less : 100% Transfer To University | 48,750 | 63,750 | | | | | | | | |
| AR21.202.013 | [0250] Enrolment Fee - Net | 50,000 | | 25,000 | 30,000 | | | | | | |

| RECEIPTS | | | | | | EXPENDITURE | | | | | |
|--------------|--|---|------------------------------------|---|------------------------------------|--------------|--|---|------------------------------------|---|------------------------------------|
| ALIAS | PARTICULARS | Unaudited Figures For Year 2016 - 2017 | Budget Estimates 2017 - 2018 | Revised Budget Estimates 2017 - 2018 | Budget Estimates 2018 - 2019 | ALIAS | PARTICULARS | Unaudited Figures For Year 2016 - 2017 | Budget Estimates 2017 - 2018 | Revised Budget Estimates 2017 - 2018 | Budget Estimates 2018 - 2019 |
| | [0251] Examinations - Gross | 91,200 | 6,35,550 | | | | | | | | |
| | [0252] Examinations -Less :Transfer To University | 5,20,600 | 6,35,550 | | | | | | | | |
| AR21.202.014 | [0253] Examinations Fee- Net | 7,45,000 | | 7,30,000 | 8,00,000 | | | | | | |
| | [0254] Practical Examination Fees - Gross | 2,88,400 | 3,50,000 | | | | | | | | |
| | [6300] Practical Examinations Fee-Less : Transfer To University | 2,01,880 | 2,45,000 | | | | | | | | |
| AR21.202.015 | [6301] Practical Examinations Fee - Net | 3,04,000 | 1,05,000 | 3,00,000 | 3,00,000 | | | | | | |
| | [6304] Convocation Fee - Gross | 52,725 | 53,700 | | | | | | | | |
| | [6305] Convocation Fee -Less : 100% Transfer To University | 52,725 | 53,700 | | | | | | | | |
| AR21.202.017 | [6306] Convocation Fee - Net | 53,000 | | 1,00,000 | 1,00,000 | | | | | | |
| | [6307] Library Fee - Gross | 4,12,000 | 5,00,000 | | | | | | | | |
| | [6308] Library Fee -Less : 100% Transfer To University Library | 4,12,000 | 5,00,000 | | | | | | | | |
| AR21.202.018 | [6309] Library Fee - Net | 4,15,000 | | 4,15,000 | 4,50,000 | | | | | | |
| AR21.202.033 | [6336] Moot Court Fee | 2,00,000 | | 2,10,000 | 2,50,000 | | | | | | |
| AR21.202.034 | [6337] Journal Fee | 87,000 | | 85,000 | 1,00,000 | | | | | | |
| AR21.202.035 | [6338] Computer Lab Fee | 80,000 | | 78,000 | 80,000 | | | | | | |
| AR21.202.036 | [6339] Provisional Admission Fees | 9,000 | | 6,000 | 10,000 | | | | | | |
| | AR21.202 TOTAL | 81,44,000 | 72,62,500 | 83,55,000 | 95,18,000 | | AP21.202 TOTAL | 50,000 | 48,000 | 50,000 | 50,000 |
| AR21.203 | Activity Fees | | | | | AR21.203 | Examination Expenses | | | | |
| AR21.203.001 | [0260] Gymkhana Fee | 2,10,000 | 2,50,000 | 2,10,000 | 2,50,000 | AR21.203.001 | [3470] Printing | 17,000 | 50,000 | 8,000 | 10,000 |
| AR21.203.004 | [0263] Internship Fee | 27,000 | 33,000 | 50,000 | 50,000 | AR21.203.002 | [3471] Stationery | 38,000 | | 24,000 | 30,000 |
| AR21.203.005 | [0264] Placement Fee | 65,000 | 65,000 | 1,00,000 | 1,00,000 | AR21.203.006 | [3475] Examination Remuneration | 5,000 | 50,000 | 50,000 | 50,000 |
| AR21.203.007 | [0266] Ph. D. Fee | | | | | AR21.203.007 | [3476] Marksheet Expenses | 5,000 | 5,000 | 5,000 | 5,000 |
| AR21.203.009 | [0268] Dissertation Fee | 40,000 | 50,250 | 40,000 | 40,000 | AR21.203.011 | [3480] Travelling Expenses For Exam. | 10,000 | 20,000 | 5,000 | 10,000 |
| AR21.203.012 | [0271] Registration Fee | 1,47,000 | | 1,35,000 | 1,40,000 | AR21.203.013 | [3482] Paper Setting | 25,000 | 25,000 | 15,000 | 20,000 |
| AR21.203.051 | [0310] Marksheet Fees | | | | | AR21.203.014 | [3483] Evaluation | 15,000 | 15,000 | 17,000 | 20,000 |
| AR21.203.062 | [0321] Caution Money | 15,000 | | 16,000 | 20,000 | AR21.203.018 | [3487] Other Contingent Expenses | 70,000 | 50,000 | 80,000 | 1,00,000 |
| AR21.203.068 | [0327] Annual Miscell Aneous | 65,000 | | 65,000 | 75,000 | AR21.203.026 | [3495] Other Examination Expenses | 1,000 | 20,000 | | 20,000 |
| AR21.203.088 | [0347] Freeship & Scholarship | | | | | | | | | | |
| AR21.203.096 | [0355] Insurance Fees | 10,000 | 11,000 | 10,000 | 10,000 | | | | | | |
| | AR21.203 TOTAL | 5,79,000 | 4,09,250 | 6,26,000 | 6,85,000 | | AP21.203 TOTAL | 1,86,000 | 2,35,000 | 2,04,000 | 2,65,000 |
| AR21.204 | Examination Fees | | | | | AR21.204 | Refund Of Fees | | | | |
| AR21.204.007 | [0377] Passing Certificate Fees | 10,000 | | 32,000 | 35,000 | AR21.204.001 | [3500] Refund Of Course Fees | 50,000 | 1,00,000 | | |
| AR21.204.012 | [0382] Revaluation Fee | | | 18,000 | 20,000 | AR21.204.002 | [3501] Refund Of Other Fees | | | | |
| | AR21.204 TOTAL | 10,000 | | 50,000 | 55,000 | | AP21.204 TOTAL | 50,000 | 1,00,000 | | |
| | | | | | | AR21.205 | Scholarships, Fellowships & Incidental Expenses | | | | |

| RECEIPTS | | | | | | EXPENDITURE | | | | | |
|--------------|---|--|------------------------------|--------------------------------------|------------------------------|--------------|--|--|------------------------------|--------------------------------------|------------------------------|
| ALIAS | PARTICULARS | Unaudited Figures For Year 2016 - 2017 | Budget Estimates 2017 - 2018 | Revised Budget Estimates 2017 - 2018 | Budget Estimates 2018 - 2019 | ALIAS | PARTICULARS | Unaudited Figures For Year 2016 - 2017 | Budget Estimates 2017 - 2018 | Revised Budget Estimates 2017 - 2018 | Budget Estimates 2018 - 2019 |
| | | | | | | AP21.205.001 | [3505] Scholarship & Fellowships | 50,000 | 50,000 | | |
| | | | | | | | AP21.205 TOTAL | 50,000 | 50,000 | | |
| | | | | | | AP21.206 | Seminars & Conferences | | | | |
| | | | | | | AP21.206.003 | [3517] Study Tours | 30,000 | 30,000 | 30,000 | 50,000 |
| | | | | | | AP21.206.008 | [3522] Honorarium | 11,000 | | 30,000 | 45,000 |
| | | | | | | | AP21.206 TOTAL | 41,000 | 30,000 | 60,000 | 95,000 |
| AR21.207 | Other Fee | | | | | | | | | | |
| AR21.207.002 | [0412] Fine/ Miscellaneous Fee | 100 | 75,000 | | 20,000 | | | | | | |
| AR21.207.004 | [0414] Co Curricular Fee | 2,10,000 | 2,50,000 | 2,10,000 | 2,50,000 | | | | | | |
| AR21.207.010 | [0420] Admission Cancellation Processing Fees | 21,000 | | 20,000 | 25,000 | | | | | | |
| | AR21.207 TOTAL | 2,31,100 | 3,25,000 | 2,30,000 | 2,95,000 | | | | | | |
| | | | | | | AP21.208 | Library Expenses | | | | |
| | | | | | | AP21.208.001 | [3540] Journals & Periodicals | 60,000 | 60,000 | 50,000 | 1,00,000 |
| | | | | | | AP21.208.002 | [3536] Binding Charges | 20,000 | 20,000 | | |
| | | | | | | | AP21.208 TOTAL | 80,000 | 80,000 | 50,000 | 1,00,000 |
| | | | | | | AP21.209 | Students' Welfare , Sports & Cultural Activities Expenses | | | | |
| | | | | | | AP21.209.003 | [3552] Ashwmedh Expenses | | | | |
| | | | | | | AP21.209.007 | [3556] Co-Curricular Activity Expenses | 1,05,000 | 75,000 | 45,000 | 75,000 |
| | | | | | | AP21.209.009 | [3558] Medical Check Up Expenses | | | | |
| | | | | | | AP21.209.017 | [3566] Students Council Expenses | 20,000 | 20,000 | | |
| | | | | | | | AP21.209 TOTAL | 1,25,000 | 95,000 | 45,000 | 75,000 |
| | AR21 TOTAL | 89,99,100 | 79,96,750 | 93,05,000 | 1,05,98,000 | | AP21 TOTAL | 12,97,000 | 13,53,000 | 5,05,000 | 13,05,000 |
| | | | | | | AP22 | Administrative & General Expenses | | | | |
| | | | | | | AP22.201 | Administrative Expenses | | | | |
| | | | | | | AP22.201.002 | [3602] Printing | | 60,000 | 14,000 | 20,000 |
| | | | | | | AP22.201.005 | [3605] Xeroxing Charges | 12,000 | 20,000 | 4,000 | 5,000 |
| | | | | | | AP22.201.007 | [3607] Telephone And Internet Charges | 9,000 | 20,000 | 6,000 | 10,000 |
| | | | | | | AP22.201.008 | [3608] Postage , Telegram & Courier Charges | 1,000 | 3,000 | 2,000 | 3,000 |
| | | | | | | AP22.201.011 | [3611] Meeting Expenses | 1,000 | 20,000 | 10,000 | 20,000 |
| | | | | | | AP22.201.014 | [3614] News Paper, Periodicals (Magazines & Journals) | 3,000 | 7,000 | 8,000 | 10,000 |
| | | | | | | AP22.201.020 | [3620] Labour Charges | 4,000 | 10,000 | 10,000 | 10,000 |
| | | | | | | AP22.201.022 | [3622] Bank Charges | 5,000 | 5,000 | 3,000 | 5,000 |
| | | | | | | AP22.201.023 | [3623] Miscellaneous Expenses | 1,13,000 | 60,000 | 30,000 | 1,00,000 |
| | | | | | | AP22.201.024 | [3624] Statutory Audit Charges | 60,000 | 60,000 | 50,000 | 50,000 |
| | | | | | | AP22.201.025 | [3625] Internal Audit Charges | 70,000 | 70,000 | 50,000 | 50,000 |
| | | | | | | AP22.201.028 | [3628] Outsourcing Account Work | 5,000 | | | |

| RECEIPTS | | | | | EXPENDITURE | | | | | | |
|----------|------------------------------------|---|------------------------------------|---|------------------------------------|--------------|---|---|------------------------------------|---|------------------------------------|
| ALIAS | PARTICULARS | Unaudited Figures For Year 2016 - 2017 | Budget Estimates 2017 - 2018 | Revised Budget Estimates 2017 - 2018 | Budget Estimates 2018 - 2019 | ALIAS | PARTICULARS | Unaudited Figures For Year 2016 - 2017 | Budget Estimates 2017 - 2018 | Revised Budget Estimates 2017 - 2018 | Budget Estimates 2018 - 2019 |
| | | | | | | | AP22.201 TOTAL | 2,83,000 | 3,35,000 | 1,87,000 | 2,83,000 |
| | | | | | | AP22.202 | Travelling And Transportation Expenses | | | | |
| | | | | | | AP22.202.001 | [3645] Ta/Da Expenses Staff | 12,000 | 20,000 | 20,000 | 20,000 |
| | | | | | | | AP22.202 TOTAL | 12,000 | 20,000 | 20,000 | 20,000 |
| | | | | | | AP22.204 | Outsource Services | | | | |
| | | | | | | AP22.204.001 | [3665] House Keeping Services | | 15,000 | | |
| | | | | | | | AP22.204 TOTAL | | 15,000 | | |
| | | | | | | AP22.205 | Repairs And Maintenance | | | | |
| | | | | | | AP22.205.001 | [3675] Maintenance Of Office Equipments | 16,000 | 20,000 | 25,000 | 30,000 |
| | | | | | | AP22.205.002 | [3676] Maintenance Of Furniture & Fixture | 1,000 | | 15,000 | 15,000 |
| | | | | | | AP22.205.012 | [3686] Maintenance Of Building | 25,000 | 25,000 | | |
| | | | | | | AP22.205.030 | [3704] Maintenance Of Computer | | 5,000 | 5,000 | 10,000 |
| | | | | | | | AP22.205 TOTAL | 42,000 | 50,000 | 45,000 | 55,000 |
| | | | | | | AP22.206 | Other Expenses | | | | |
| | | | | | | AP22.206.004 | [3713] Hospitality & Sumptuary Expenses | 17,000 | 25,000 | 15,000 | 20,000 |
| | | | | | | | AP22.206 TOTAL | 17,000 | 25,000 | 15,000 | 20,000 |
| | | | | | | AP22.207 | Contribution To Reserve Funds | | | | |
| | | | | | | AP22.207.004 | [3733] Salary Fund | | | | |
| | | | | | | | AP22.207 TOTAL | | | | |
| | | | | | | | AP22 TOTAL | 3,54,000 | 4,45,000 | 2,67,000 | 3,78,000 |
| | | | | | | AP31 | Staff Payments & Benefits | | | | |
| | | | | | | AP31.204 | Unaided Salaries (Teaching Staff) | | | | |
| | | | | | | AP31.204.001 | [3780] Pay & Allowances | 5,60,000 | 25,00,000 | 10,00,000 | 10,00,000 |
| | | | | | | AP31.204.002 | [3781] Clock Hour Basis / Consolidated | 3,75,000 | 21,00,000 | 9,70,000 | 15,00,000 |
| | | | | | | AP31.204.006 | [3785] Visiting Faculty Teaching | 5,00,000 | 6,50,000 | 9,00,000 | 12,00,000 |
| | | | | | | AP31.204.011 | [3790] Arrears | 1,00,000 | 1,00,000 | 40,000 | 1,00,000 |
| | | | | | | | AP31.204 TOTAL | 15,35,000 | 53,50,000 | 29,10,000 | 38,00,000 |
| | | | | | | AP31.205 | Un Aided Non Teaching | | | | |
| | | | | | | AP31.205.001 | [3793] Pay & Allowances | | 10,00,000 | | |
| | | | | | | AP31.205.002 | [3801] Clock Hour Basis / Consolidated | | | | |
| | | | | | | AP31.205.007 | [3806] Overtime | 50,000 | 75,000 | 60,000 | 75,000 |
| | | | | | | AP31.205.008 | [3807] Temp. Non Teaching Staff | 3,29,000 | 8,00,000 | 6,60,000 | 12,00,000 |
| | | | | | | AP31.205.016 | [3815] Arrears To Non-Teaching Staff | | 1,00,000 | | |
| | | | | | | | AP31.205 TOTAL | 3,79,000 | 19,75,000 | 7,20,000 | 12,75,000 |
| | | | | | | | AP31 TOTAL | 19,14,000 | 73,25,000 | 36,30,000 | 50,75,000 |
| AR32 | Other Income | | | | | | | | | | |
| AR32.202 | Interest On Saving Accounts | | | | | | | | | | |

| RECEIPTS | | | | | | EXPENDITURE | | | | | |
|--------------|---|--|------------------------------|--------------------------------------|------------------------------|--------------|---|--|------------------------------|--------------------------------------|------------------------------|
| ALIAS | PARTICULARS | Unaudited Figures For Year 2016 - 2017 | Budget Estimates 2017 - 2018 | Revised Budget Estimates 2017 - 2018 | Budget Estimates 2018 - 2019 | ALIAS | PARTICULARS | Unaudited Figures For Year 2016 - 2017 | Budget Estimates 2017 - 2018 | Revised Budget Estimates 2017 - 2018 | Budget Estimates 2018 - 2019 |
| AR32.202.001 | [0520] Interest On Saving Bank Account | 1,00,000 | 1,00,000 | 2,00,000 | 2,50,000 | | | | | | |
| | AR32.202 TOTAL | 1,00,000 | 1,00,000 | 2,00,000 | 2,50,000 | | | | | | |
| AR32.208 | Miscellaneous Receipts | | | | | | | | | | |
| AR32.208.015 | [0575] Sale Of Scrap | | | | | | | | | | |
| | AR32.208 TOTAL | | | | | | | | | | |
| | AR32 TOTAL | 1,00,000 | 1,00,000 | 2,00,000 | 2,50,000 | | | | | | |
| AR33 | Income From Investments | | | | | | | | | | |
| AR33.202 | Investment From University Fund | | | | | | | | | | |
| AR33.202.007 | [0627] Interest On Term Deposits With Bank | | 17,00,000 | | | | | | | | |
| | AR33.202 TOTAL | | 17,00,000 | | | | | | | | |
| | AR33 TOTAL | | 17,00,000 | | | | | | | | |
| | Sector A TOTAL | 92,04,100 | 99,21,750 | 96,08,500 | 1,09,73,000 | | Sector A TOTAL | 39,50,000 | 95,95,000 | 51,27,000 | 73,28,000 |
| Sector B | Agency Budget | | | | | Sector B | Agency Budget | | | | |
| BR11 | Grant-In-Aid U G C - Xii Plan - Revenue | | | | | BP11 | Grant-In-Aid U G C - Xii Plan - Revenue | | | | |
| BR11.216 | Conferences / Seminars / Symposia / Workshops | | | | | BP11.216 | Conferences / Seminars / Symposia / Workshops | | | | |
| BR11.216.001 | [1515] International Level Conference/Seminar / Wokshop | | | | | BP11.216.001 | [4915] International Level Conference/Seminar / Wokshop | | | | |
| | BR11.216 TOTAL | | | | | | BP11.216 TOTAL | | | | |
| | BR11 TOTAL | | | | | | BP11 TOTAL | | | | |
| | Sector B TOTAL | | | | | | Sector B TOTAL | | | | |
| Sector D | Deposits And Advances Budget | | | | | Sector D | Deposits And Advances Budget | | | | |
| DR01 | Students Related Deposits | | | | | DP01 | Students Related Deposits | | | | |
| DR01.301 | Library Deposit | | | | | DP01.301 | Library Deposit | | | | |
| DR01.301.001 | [2105] Receipts Of Deposit | | 3,82,500 | 2,40,000 | 3,00,000 | DP01.301.001 | [5291] Refund Of Deposit | | 3,82,500 | 2,40,000 | 3,00,000 |
| | DR01.301 TOTAL | | 3,82,500 | 2,40,000 | 3,00,000 | | DP01.301 TOTAL | | 3,82,500 | 2,40,000 | 3,00,000 |
| DR01.306 | Caution Maoney Deposit | | | | | DP01.306 | Caution Maoney Deposit | | | | |
| DR01.306.001 | [2171] Caution Money Deposit(refund) | | 25,500 | | | DP01.306.001 | [5320] Refund Of Deposit | | 25,500 | | |
| | DR01.306 TOTAL | | 25,500 | | | | DP01.306 TOTAL | | 25,500 | | |
| | DR01 TOTAL | | 4,08,000 | 2,40,000 | 3,00,000 | | DP01 TOTAL | | 4,08,000 | 2,40,000 | 3,00,000 |
| DR08 | Other Advances & Loans | | | | | DP08 | Other Advances & Loans | | | | |
| DR08.301 | Advances To Institutions | | | | | DP08.301 | Advances To Institutions | | | | |
| DR08.301.001 | [2265] Recovery Of Advances Paid | 25,00,000 | 25,00,000 | 58,00,000 | 60,00,000 | DP08.301.001 | [6800] Advance Paid | 25,00,000 | 25,00,000 | 58,00,000 | 60,00,000 |
| | DR08.301 TOTAL | 25,00,000 | 25,00,000 | 58,00,000 | 60,00,000 | | DP08.301 TOTAL | 25,00,000 | 25,00,000 | 58,00,000 | 60,00,000 |

| RECEIPTS | | | | | | EXPENDITURE | | | | | |
|----------|------------------|---|------------------------------------|---|------------------------------------|-------------|------------------|---|------------------------------------|---|------------------------------------|
| ALIAS | PARTICULARS | Unaudited Figures For Year 2016 - 2017 | Budget Estimates 2017 - 2018 | Revised Budget Estimates 2017 - 2018 | Budget Estimates 2018 - 2019 | ALIAS | PARTICULARS | Unaudited Figures For Year 2016 - 2017 | Budget Estimates 2017 - 2018 | Revised Budget Estimates 2017 - 2018 | Budget Estimates 2018 - 2019 |
| | DR08 TOTAL | 25,00,000 | 25,00,000 | 58,00,000 | 60,00,000 | | DP08 TOTAL | 25,00,000 | 25,00,000 | 58,00,000 | 60,00,000 |
| | Sector D TOTAL | 25,00,000 | 29,08,000 | 60,40,000 | 63,00,000 | | Sector D TOTAL | 25,00,000 | 29,08,000 | 60,40,000 | 63,00,000 |
| | 0001 Aided Total | 1,17,04,100 | 1,28,29,750 | 1,56,48,500 | 1,72,73,000 | | 0001 Aided Total | 64,50,000 | 1,25,03,000 | 1,11,67,000 | 1,36,28,000 |



0009 - S.V.T. College of Home Science (Autonomous) Juhu, Mumbai (Unaided)

(Old Unaided Code : 1951)

| RECEIPTS | | | | | | EXPENDITURE | | | | | |
|--------------|---|---|------------------------------------|---|------------------------------------|--------------|--|---|------------------------------------|---|------------------------------------|
| ALIAS | PARTICULARS | Unaudited Figures For Year 2016 - 2017 | Budget Estimates 2017 - 2018 | Revised Budget Estimates 2017 - 2018 | Budget Estimates 2018 - 2019 | ALIAS | PARTICULARS | Unaudited Figures For Year 2016 - 2017 | Budget Estimates 2017 - 2018 | Revised Budget Estimates 2017 - 2018 | Budget Estimates 2018 - 2019 |
| Sector A | Capital And Revenue Receipt / Expenditure Budget | | | | | Sector A | Capital And Revenue Receipt / Expenditure Budget | | | | |
| | | | | | | AP03 | Furniture & Fixtures | | | | |
| | | | | | | AP03.101 | Purchase Of Furniture & Fixtures | | | | |
| | | | | | | AP03.101.001 | [3065] Purchase Of Furniture | | 50,000 | 50,000 | 50,000 |
| | | | | | | | AP03.101 TOTAL | | 50,000 | 50,000 | 50,000 |
| | | | | | | AP03.102 | Major Repairs To Furniture & Fixtures | | | | |
| | | | | | | AP03.102.001 | [3075] Major Repairs To Furniture & Fixtures | | | | |
| | | | | | | | AP03.102 TOTAL | | | | |
| | | | | | | | AP03 TOTAL | | 50,000 | 50,000 | 50,000 |
| | | | | | | AP08 | Software & Development | | | | |
| | | | | | | AP08.101 | Purchase Of Software | | | | |
| | | | | | | AP08.101.005 | [3174] Purchase Of Software | 90,000 | | 35,000 | 90,000 |
| | | | | | | | AP08.101 TOTAL | 90,000 | | 35,000 | 90,000 |
| | | | | | | AP08.103 | Upgradation Of Software | | | | |
| | | | | | | AP08.103.004 | [3193] Upgradation Of Software | | | | |
| | | | | | | | AP08.103 TOTAL | | | | |
| | | | | | | | AP08 TOTAL | | 90,000 | 35,000 | 90,000 |
| AR10 | Other Development Receipts | | | | | | | | | | |
| AR10.101 | Development Fees | | | | | | | | | | |
| AR10.101.001 | [0111] Development Fees From Student - Institute Share | | 60,000 | 40,000 | 80,000 | | | | | | |
| | AR10.101 TOTAL | | 60,000 | 40,000 | 80,000 | | | | | | |
| | AR10 TOTAL | | 60,000 | 40,000 | 80,000 | | | | | | |
| AR21 | Fees From Students & Colleges | | | | | AP21 | Academic & Activity Expenses | | | | |
| AR21.201 | Academic Receipts - University | | | | | AP21.201 | Academic Expenses | | | | |
| AR21.201.001 | [0200] Diary Fee | | 1,500 | 1,000 | | AP21.201.004 | [3328] Student Welfare Expenses/ Student Council Expenses | 14,000 | 11,000 | 11,000 | 12,000 |
| AR21.201.002 | [0201] E-Suvidha Fee | | 1,500 | 1,000 | | AP21.201.013 | [3337] Syllabus Expenses | | | | 30,000 |
| | | | | | | AP21.201.014 | [3338] Diary Expenses | | 1,500 | 1,000 | |
| | AR21.201 TOTAL | | 3,000 | 2,000 | | | AP21.201 TOTAL | 14,000 | 12,500 | 12,000 | 42,000 |
| AR21.202 | Academic Receipts -Institution | | | | | AP21.202 | Activity Expenses | | | | |
| AR21.202.001 | [0220] Admission Fee | | 9,000 | 6,000 | 6,000 | AP21.202.001 | [3355] Gymkhana Expenses | | 30,000 | 30,000 | 40,000 |
| AR21.202.002 | [0221] Tuition Fee | | 10,50,000 | 7,00,000 | 14,00,000 | AP21.202.005 | [3359] Disaster Management Expenses | | 300 | 300 | |
| AR21.202.003 | [0222] Computer Training Fee | | 1,80,000 | 1,20,000 | 2,40,000 | AP21.202.015 | [3369] E-Suvidha Expenses | | 1,500 | 1,000 | |

| RECEIPTS | | | | | | EXPENDITURE | | | | | |
|--------------|--|--|------------------------------|--------------------------------------|------------------------------|--------------|---------------------------------|--|------------------------------|--------------------------------------|------------------------------|
| ALIAS | PARTICULARS | Unaudited Figures For Year 2016 - 2017 | Budget Estimates 2017 - 2018 | Revised Budget Estimates 2017 - 2018 | Budget Estimates 2018 - 2019 | ALIAS | PARTICULARS | Unaudited Figures For Year 2016 - 2017 | Budget Estimates 2017 - 2018 | Revised Budget Estimates 2017 - 2018 | Budget Estimates 2018 - 2019 |
| AR21.202.004 | [0223] Identity Card Fee | | 6,600 | 4,400 | 8,800 | | | | | | |
| | [0224] Diary Fee - Gross | | | | 2,000 | | | | | | |
| | [0225] Diary Fee - Less : 100% Transfer To University | | | | 2,000 | | | | | | |
| AR21.202.005 | [0226] Diary Fee - Net | | | | | | | | | | |
| | [0227] E-Suvidha Fee - Gross | | | | 2,000 | | | | | | |
| | [0228] E-Suvidha - Less : 100% Transfer To University | | | | 2,000 | | | | | | |
| AR21.202.006 | [0229] E-Suvidha - Net | | | | | | | | | | |
| | [0239] Disaster Management Fee - Gross | | | | 400 | | | | | | |
| | [0240] Disaster Management Fee -Less : 100% Transfer To University | | | | 400 | | | | | | |
| AR21.202.010 | [0241] Disaster Management Fee - Net | | | | | | | | | | |
| | [0242] Ashwamedh/ Avishkar/ Indradhanushya Fee - Gross | | | | 1,200 | | | | | | |
| | [0243] Ashwamedh/ Avishkar/ Indradhanushya Fee -Less : 100% Transfer To University | | | | 1,200 | | | | | | |
| AR21.202.011 | [0244] Ashwamedh/ Avishkar/ Indradhanushya Fee - Net | | | | | | | | | | |
| | [0245] Eligibility Fee -Gross | | | | 5,000 | | | | | | |
| | [0246] Eligibility Fee -Less : 100% Transfer To University | | | | 5,000 | | | | | | |
| AR21.202.012 | [0247] Eligibility Fee -Net | | | | | | | | | | |
| | [0248] Enrolment Fee - Gross | | | | 5,000 | | | | | | |
| | [0249] Enrolment Fee - Less : 100% Transfer To University | | | | 5,000 | | | | | | |
| AR21.202.013 | [0250] Enrolment Fee - Net | | | | | | | | | | |
| | [6304] Convocation Fee - Gross | | | | 7,500 | | | | | | |
| | [6305] Convocation Fee -Less : 100% Transfer To University | | | | 7,500 | | | | | | |
| AR21.202.017 | [6306] Convocation Fee - Net | | | | | | | | | | |
| | AR21.202 TOTAL | | 12,45,600 | 8,30,400 | 16,54,800 | | AP21.202 TOTAL | | 31,800 | 31,300 | 40,000 |
| AR21.203 | Activity Fees | | | | | AP21.203 | Examination Expenses | | | | |
| AR21.203.001 | [0260] Gymkhana Fee | | 30,000 | 20,000 | 40,000 | AP21.203.001 | [3470] Printing | | 50,000 | 45,000 | 45,000 |
| AR21.203.002 | [0261] Laboratory Fee | | 5,40,000 | 3,60,000 | 7,20,000 | AP21.203.002 | [3471] Stationery | | 50,000 | 40,000 | 50,000 |
| AR21.203.113 | [7908] Maintenance Fee | | 1,50,000 | 1,00,000 | 2,00,000 | AP21.203.006 | [3475] Examination Remuneration | 20,800 | 40,000 | 22,200 | 22,000 |
| AR21.203.114 | [7909] Student Aid | | | 2,000 | 4,000 | AP21.203.008 | [3477] Convocation Expenses | | | | |
| AR21.203.115 | [7910] NRI Student Fee | | | | | | | | | | |
| AR21.203.116 | [7914] Interior Design | 19,02,000 | 19,02,000 | 16,76,400 | 19,05,000 | | | | | | |
| AR21.203.117 | [7915] Fashion Design | 17,16,000 | 17,16,000 | 16,09,800 | 17,16,000 | | | | | | |
| AR21.203.118 | [7916] P. G. C. Nutrition & dietetics | 12,15,000 | 11,70,000 | | | | | | | | |

| RECEIPTS | | | | | | EXPENDITURE | | | | | |
|--------------|--|---|------------------------------------|---|------------------------------------|--------------|--|---|------------------------------------|---|------------------------------------|
| ALIAS | PARTICULARS | Unaudited Figures For Year 2016 - 2017 | Budget Estimates 2017 - 2018 | Revised Budget Estimates 2017 - 2018 | Budget Estimates 2018 - 2019 | ALIAS | PARTICULARS | Unaudited Figures For Year 2016 - 2017 | Budget Estimates 2017 - 2018 | Revised Budget Estimates 2017 - 2018 | Budget Estimates 2018 - 2019 |
| AR21.203.119 | [7917] P. G. C. N. D. (Spe Diet) | 32,000 | 32,000 | | | | | | | | |
| | AR21.203 TOTAL | 48,65,000 | 55,40,000 | 37,68,200 | 45,85,000 | | AP21.203 TOTAL | 20,800 | 1,40,000 | 1,07,200 | 1,17,000 |
| AR21.204 | Examination Fees | | | | | | | | | | |
| AR21.204.001 | [0371] Eligibility Fee | | 7,500 | 5,000 | | | | | | | |
| AR21.204.002 | [0372] Enrolment Fee | | 7,500 | 5,000 | | | | | | | |
| AR21.204.003 | [0373] Examinations Fee | 52,300 | 1,20,000 | 90,000 | 1,60,000 | | | | | | |
| | AR21.204 TOTAL | 52,300 | 1,35,000 | 1,00,000 | 1,60,000 | | | | | | |
| AR21.205 | Students Welfare /Physical Education Fees | | | | | | | | | | |
| AR21.205.001 | [0395] Students Welfare Fee | | 2,250 | 1,500 | 3,000 | | | | | | |
| AR21.205.002 | [0396] Medical Fee | | 1,050 | 700 | 1,400 | | | | | | |
| AR21.205.003 | [0397] Sports Fee | | 3,000 | 2,000 | 4,000 | | | | | | |
| AR21.205.004 | [0398] Disaster Management Fee | | 300 | 200 | | | | | | | |
| AR21.205.005 | [0399] Ashwamedh/ Avishkar/ Indradhanushya Fee | | 900 | 600 | | | | | | | |
| | AR21.205 TOTAL | | 7,500 | 5,000 | 8,400 | | | | | | |
| AR21.206 | Library Fee Payable | | | | | | | | | | |
| AR21.206.001 | [0405] Library Fee | | 30,000 | 20,000 | 40,000 | | | | | | |
| | AR21.206 TOTAL | | 30,000 | 20,000 | 40,000 | | | | | | |
| AR21.207 | Other Fee | | | | | AP21.207 | Materials, Consumables, Stores & Chemicals | | | | |
| AR21.207.002 | [0412] Fine/ Miscellaneous Fee | 500 | 1,000 | 1,000 | 1,000 | AP21.207.002 | [3531] Consumables Expenses | 22,000 | 50,000 | 30,000 | 35,000 |
| AR21.207.003 | [0413] Magazine Fee | | 15,000 | 10,000 | 20,000 | AP21.207.003 | [3532] Chemical & Glassware Expenses | | | | |
| AR21.207.010 | [0420] Admission Cancellation Processing Fees | 1,94,100 | 90,000 | | 2,000 | | | | | | |
| | AR21.207 TOTAL | 1,94,600 | 1,06,000 | 11,000 | 23,000 | | AP21.207 TOTAL | 22,000 | 50,000 | 30,000 | 35,000 |
| | | | | | | AP21.209 | Students' Welfare , Sports & Cultural Activities Expenses | | | | |
| | | | | | | AP21.209.003 | [3552] Ashwmedh Expenses | | 900 | 700 | |
| | | | | | | AP21.209.009 | [3558] Medical Check Up Expenses | | 1,000 | 600 | 1,200 |
| | | | | | | AP21.209.013 | [3562] Workshops & Seminars Expenses | | 5,000 | 5,000 | 3,000 |
| | | | | | | | AP21.209 TOTAL | | 6,900 | 6,300 | 4,200 |
| | AR21 TOTAL | 51,11,900 | 70,67,100 | 47,36,600 | 64,71,200 | | AP21 TOTAL | 56,800 | 2,41,200 | 1,86,800 | 2,38,200 |
| | | | | | | AP22 | Administrative & General Expenses | | | | |
| | | | | | | AP22.201 | Administrative Expenses | | | | |
| | | | | | | AP22.201.002 | [3602] Printing | 29,000 | 50,000 | 30,000 | 30,000 |
| | | | | | | AP22.201.003 | [3603] Stationery | 82,000 | 1,00,000 | 1,00,000 | 1,00,000 |
| | | | | | | AP22.201.004 | [3604] Paper For Printing | | 30,000 | 25,000 | |
| | | | | | | AP22.201.005 | [3605] Xeroxing Charges | 4,500 | 4,500 | 4,500 | 4,600 |
| | | | | | | AP22.201.006 | [3606] Electricity And Power | 1,39,300 | 1,40,000 | 1,40,000 | 1,40,000 |

| RECEIPTS | | | | | | EXPENDITURE | | | | | |
|--------------|--|---|------------------------------------|---|------------------------------------|--------------|---|---|------------------------------------|---|------------------------------------|
| ALIAS | PARTICULARS | Unaudited Figures For Year 2016 - 2017 | Budget Estimates 2017 - 2018 | Revised Budget Estimates 2017 - 2018 | Budget Estimates 2018 - 2019 | ALIAS | PARTICULARS | Unaudited Figures For Year 2016 - 2017 | Budget Estimates 2017 - 2018 | Revised Budget Estimates 2017 - 2018 | Budget Estimates 2018 - 2019 |
| | | | | | | AP22.201.007 | [3607] Telephone And Internet Charges | 3,700 | 3,500 | 3,500 | 3,500 |
| | | | | | | AP22.201.008 | [3608] Postage , Telegram & Courier Charges | 1,200 | 1,000 | 1,200 | 1,500 |
| | | | | | | AP22.201.022 | [3622] Bank Charges | 100 | 2,000 | 2,000 | 2,000 |
| | | | | | | AP22.201.023 | [3623] Miscellaneous Expenses | 7,700 | 3,000 | 3,000 | 3,000 |
| | | | | | | AP22.201.029 | [3629] Seminar & Workshop Expenses | 19,300 | 25,000 | 25,000 | 35,000 |
| | | | | | | | AP22.201 TOTAL | 2,86,800 | 3,59,000 | 3,34,200 | 3,19,600 |
| | | | | | | AP22.202 | Travelling And Transportation Expenses | | | | |
| | | | | | | AP22.202.001 | [3645] Ta/Da Expenses Staff | 6,000 | 10,000 | 10,000 | 10,000 |
| | | | | | | AP22.202.004 | [3648] Food Allowance | 2,400 | 3,000 | 3,000 | |
| | | | | | | | AP22.202 TOTAL | 8,400 | 13,000 | 13,000 | 10,000 |
| | | | | | | AP22.205 | Repairs And Maintenance | | | | |
| | | | | | | AP22.205.003 | [3677] Maintenance Of Electric Installation | 90,000 | 1,00,000 | 1,00,000 | 1,00,000 |
| | | | | | | AP22.205.004 | [3678] Maintenance Of Hardwares | 41,400 | 1,00,000 | 60,000 | 75,000 |
| | | | | | | AP22.205.006 | [3680] Maintenance Of AC | | | | |
| | | | | | | | AP22.205 TOTAL | 1,31,400 | 2,00,000 | 1,60,000 | 1,75,000 |
| | | | | | | AP22.206 | Other Expenses | | | | |
| | | | | | | AP22.206.004 | [3713] Hospitality & Sumptuary Expenses | | | | 3,000 |
| | | | | | | | AP22.206 TOTAL | | | | 3,000 |
| | | | | | | | AP22 TOTAL | 4,26,600 | 5,72,000 | 5,07,200 | 5,07,600 |
| | | | | | | AP31 | Staff Payments & Benefits | | | | |
| | | | | | | AP31.204 | Unaided Salaries (Teaching Staff) | | | | |
| | | | | | | AP31.204.001 | [3780] Pay & Allowances | | | | |
| | | | | | | AP31.204.006 | [3785] Visiting Faculty Teaching | 30,12,700 | 38,03,000 | 38,03,000 | 49,00,000 |
| | | | | | | | AP31.204 TOTAL | 30,12,700 | 38,03,000 | 38,03,000 | 49,00,000 |
| | | | | | | AP31.205 | Un Aided Non Teaching | | | | |
| | | | | | | AP31.205.001 | [3793] Pay & Allowances | | | | |
| | | | | | | AP31.205.007 | [3806] Overtime | 18,100 | 20,000 | 20,000 | 22,000 |
| | | | | | | AP31.205.008 | [3807] Temp. Non Teaching Staff | 4,77,800 | 5,00,000 | 4,75,000 | 5,00,000 |
| | | | | | | | AP31.205 TOTAL | 4,95,900 | 5,20,000 | 4,95,000 | 5,22,000 |
| | | | | | | | AP31 TOTAL | 35,08,600 | 43,23,000 | 42,98,000 | 54,22,000 |
| AR32 | Other Income | | | | | | | | | | |
| AR32.202 | Interest On Saving Accounts | | | | | | | | | | |
| AR32.202.001 | [0520] Interest On Saving Bank Account | 40,000 | 40,000 | 15,100 | 15,000 | | | | | | |
| | AR32.202 TOTAL | 40,000 | 40,000 | 15,100 | 15,000 | | | | | | |
| AR32.208 | Miscellaneous Receipts | | | | | | | | | | |
| AR32.208.042 | [0601] Miscellaneous Receipt | 6,000 | 6,000 | 7,300 | 7,500 | | | | | | |
| | AR32.208 TOTAL | 6,000 | 6,000 | 7,300 | 7,500 | | | | | | |

| RECEIPTS | | | | | | EXPENDITURE | | | | | |
|--------------|---|---|------------------------------------|---|------------------------------------|--------------|-------------------------------------|---|------------------------------------|---|------------------------------------|
| ALIAS | PARTICULARS | Unaudited Figures For Year 2016 - 2017 | Budget Estimates 2017 - 2018 | Revised Budget Estimates 2017 - 2018 | Budget Estimates 2018 - 2019 | ALIAS | PARTICULARS | Unaudited Figures For Year 2016 - 2017 | Budget Estimates 2017 - 2018 | Revised Budget Estimates 2017 - 2018 | Budget Estimates 2018 - 2019 |
| | AR32 TOTAL | 46,000 | 46,000 | 22,400 | 22,500 | | | | | | |
| AR33 | Income From Investments | | | | | | | | | | |
| AR33.201 | Investments From Earnmarked/Endowment Fund | | | | | | | | | | |
| AR33.201.007 | [0617] Interest On Term Deposits With Bank | 6,06,400 | 5,80,000 | 9,00,000 | 9,00,000 | | | | | | |
| | AR33.201 TOTAL | 6,06,400 | 5,80,000 | 9,00,000 | 9,00,000 | | | | | | |
| | AR33 TOTAL | 6,06,400 | 5,80,000 | 9,00,000 | 9,00,000 | | | | | | |
| AR34 | Sale Of Publications | | | | | | | | | | |
| AR34.203 | Sale Of Prospectus & Admission Forms | | | | | | | | | | |
| AR34.203.001 | [0645] Sale Of Prospectus & Admission Forms | 39,000 | 40,000 | 6,000 | 6,000 | | | | | | |
| | AR34.203 TOTAL | 39,000 | 40,000 | 6,000 | 6,000 | | | | | | |
| | AR34 TOTAL | 39,000 | 40,000 | 6,000 | 6,000 | | | | | | |
| | Sector A TOTAL | 58,03,300 | 77,93,100 | 57,05,000 | 74,79,700 | | Sector A TOTAL | 39,92,000 | 52,76,200 | 50,77,000 | 63,07,800 |
| Sector D | Deposits And Advances Budget | | | | | Sector D | Deposits And Advances Budget | | | | |
| DR01 | Students Related Deposits | | | | | DP01 | Students Related Deposits | | | | |
| DR01.301 | Library Deposit | | | | | DP01.301 | Library Deposit | | | | |
| DR01.301.001 | [2105] Receipts Of Deposit | | 1,26,000 | 20,000 | 20,000 | DP01.301.001 | [5291] Refund Of Deposit | | 1,26,000 | 20,000 | 20,000 |
| | DR01.301 TOTAL | | 1,26,000 | 20,000 | 20,000 | | DP01.301 TOTAL | | 1,26,000 | 20,000 | 20,000 |
| | DR01 TOTAL | | 1,26,000 | 20,000 | 20,000 | | DP01 TOTAL | | 1,26,000 | 20,000 | 20,000 |
| | Sector D TOTAL | | 1,26,000 | 20,000 | 20,000 | | Sector D TOTAL | | 1,26,000 | 20,000 | 20,000 |
| | 0009 Aided Total | 58,03,300 | 79,19,100 | 57,25,000 | 74,99,700 | | 0009 Aided Total | 39,92,000 | 54,02,200 | 50,97,000 | 63,27,800 |

0013 - Research Centre for Womens Studies, Juhu, Mumbai (Unaided)

(Old Unaided Code : 1336)

| RECEIPTS | | | | | | EXPENDITURE | | | | | |
|--------------|---|---|------------------------------------|---|------------------------------------|--------------|---|---|------------------------------------|---|------------------------------------|
| ALIAS | PARTICULARS | Unaudited Figures For Year 2016 - 2017 | Budget Estimates 2017 - 2018 | Revised Budget Estimates 2017 - 2018 | Budget Estimates 2018 - 2019 | ALIAS | PARTICULARS | Unaudited Figures For Year 2016 - 2017 | Budget Estimates 2017 - 2018 | Revised Budget Estimates 2017 - 2018 | Budget Estimates 2018 - 2019 |
| Sector A | Capital And Revenue Receipt / Expenditure Budget | | | | | Sector A | Capital And Revenue Receipt / Expenditure Budget | | | | |
| | | | | | | AP03 | Furniture & Fixtures | | | | |
| | | | | | | AP03.101 | Purchase Of Furniture & Fixtures | | | | |
| | | | | | | AP03.101.001 | [3065] Purchase Of Furniture | | | | |
| | | | | | | AP03.101.002 | [3056] Purchase Of Chairs & Boards | 5,000 | 15,000 | 20,000 | 20,000 |
| | | | | | | AP03.101.004 | [3058] Purchase Of Cupboards | | 10,000 | 20,000 | 20,000 |
| | | | | | | | AP03.101 TOTAL | 5,000 | 25,000 | 40,000 | 40,000 |
| | | | | | | | AP03 TOTAL | 5,000 | 25,000 | 40,000 | 40,000 |
| | | | | | | AP04 | Equipments | | | | |
| | | | | | | AP04.101 | Purchase Of Equipments | | | | |
| | | | | | | AP04.101.003 | [3087] Purchase Of Equipment | 14,000 | 25,000 | 50,000 | 75,000 |
| | | | | | | AP04.101.026 | [3110] Purchase Of Projector | 1,01,000 | 2,00,000 | 1,70,000 | 1,70,000 |
| | | | | | | | AP04.101 TOTAL | 1,15,000 | 2,25,000 | 2,20,000 | 2,45,000 |
| | | | | | | | AP04 TOTAL | 1,15,000 | 2,25,000 | 2,20,000 | 2,45,000 |
| | | | | | | AP09 | Hardware & Peripherals | | | | |
| | | | | | | AP09.101 | Development Exp. | | | | |
| | | | | | | AP09.101.001 | [3200] Purchase Of Computer | | | 50,000 | |
| | | | | | | | AP09.101 TOTAL | | | 50,000 | |
| | | | | | | | AP09 TOTAL | | | 50,000 | |
| AR21 | Fees From Students & Colleges | | | | | AP21 | Academic & Activity Expenses | | | | |
| AR21.203 | Activity Fees | | | | | | | | | | |
| AR21.203.012 | [0271] Registration Fee | | | | | AP21.205 | Scholarships, Fellowships & Incidental Expenses | | | | |
| | AR21.203 TOTAL | | | | | AP21.205.001 | [3505] Scholarship & Fellowships | | 1,50,000 | 1,50,000 | 1,50,000 |
| | | | | | | | AP21.205 TOTAL | | 1,50,000 | 1,50,000 | 1,50,000 |
| | | | | | | AP21.206 | Seminars & Conferances | | | | |
| | | | | | | AP21.206.001 | [3515] Seminar Publication | 30,000 | 30,000 | 31,000 | 30,000 |
| | | | | | | AP21.206.004 | [3518] Memorial Lectures | 36,000 | 40,000 | 40,000 | 50,000 |
| | | | | | | AP21.206.005 | [3519] Publication Working Papers | 10,000 | 10,000 | 10,000 | 10,000 |
| | | | | | | AP21.206.006 | [3520] Travelling Expenses | 6,000 | 5,000 | 10,000 | 10,000 |
| | | | | | | | AP21.206 TOTAL | 82,000 | 85,000 | 91,000 | 1,00,000 |

| RECEIPTS | | | | | | EXPENDITURE | | | | | |
|----------|-------------------|---|------------------------------------|---|------------------------------------|--------------|---|---|------------------------------------|---|------------------------------------|
| ALIAS | PARTICULARS | Unaudited Figures For Year 2016 - 2017 | Budget Estimates 2017 - 2018 | Revised Budget Estimates 2017 - 2018 | Budget Estimates 2018 - 2019 | ALIAS | PARTICULARS | Unaudited Figures For Year 2016 - 2017 | Budget Estimates 2017 - 2018 | Revised Budget Estimates 2017 - 2018 | Budget Estimates 2018 - 2019 |
| | | | | | | AP21.208 | Library Expenses | | | | |
| | | | | | | AP21.208.002 | [3536] Binding Charges | | 10,000 | 10,000 | 10,000 |
| | | | | | | | AP21.208 TOTAL | | 10,000 | 10,000 | 10,000 |
| | AR21 TOTAL | | | | | | AP21 TOTAL | 82,000 | 2,45,000 | 2,51,000 | 2,60,000 |
| | | | | | | AP22 | Administrative & General Expenses | | | | |
| | | | | | | AP22.201 | Administrative Expenses | | | | |
| | | | | | | AP22.201.001 | [3601] Advertisement And Publicity | | 10,000 | 14,000 | 15,000 |
| | | | | | | AP22.201.002 | [3602] Printing | 11,000 | 10,000 | 10,000 | 10,000 |
| | | | | | | AP22.201.003 | [3603] Stationery | 10,000 | 10,000 | 11,000 | 10,000 |
| | | | | | | AP22.201.004 | [3604] Paper For Printing | | | | |
| | | | | | | AP22.201.005 | [3605] Xeroxing Charges | 5,000 | 6,000 | 6,000 | 6,000 |
| | | | | | | AP22.201.006 | [3606] Electricity And Power | 59,000 | 60,000 | 61,000 | 60,000 |
| | | | | | | AP22.201.007 | [3607] Telephone And Internet Charges | 8,000 | 10,000 | 13,000 | 13,000 |
| | | | | | | AP22.201.008 | [3608] Postage , Telegram & Courier Charges | 2,000 | 2,000 | 2,000 | 2,000 |
| | | | | | | AP22.201.011 | [3611] Meeting Expenses | 5,000 | 3,000 | 3,000 | 3,000 |
| | | | | | | AP22.201.013 | [3613] Contingency Expenses | 6,000 | 5,000 | 5,000 | 5,000 |
| | | | | | | AP22.201.023 | [3623] Miscellaneous Expenses | 4,000 | 3,000 | 3,000 | 3,000 |
| | | | | | | | AP22.201 TOTAL | 1,10,000 | 1,19,000 | 1,28,000 | 1,27,000 |
| | | | | | | AP22.202 | Travelling And Transportation Expenses | | | | |
| | | | | | | AP22.202.001 | [3645] Ta/Da Expenses Staff | 2,000 | 3,000 | 3,000 | 5,000 |
| | | | | | | AP22.202.002 | [3646] Ta/Da Expenses Meeting | 3,000 | 3,000 | | |
| | | | | | | | AP22.202 TOTAL | 5,000 | 6,000 | 3,000 | 5,000 |
| | | | | | | AP22.205 | Repairs And Maintenance | | | | |
| | | | | | | AP22.205.001 | [3675] Maintenance Of Office Equipments | 20,000 | 20,000 | 16,000 | 20,000 |
| | | | | | | AP22.205.004 | [3678] Maintenance Of Hardwares | 23,000 | 10,000 | 11,000 | 10,000 |
| | | | | | | AP22.205.006 | [3680] Maintenance Of AC | 24,000 | 15,000 | 23,000 | 25,000 |
| | | | | | | AP22.205.010 | [3684] Antivirus Software | | | | 5,000 |
| | | | | | | | AP22.205 TOTAL | 67,000 | 45,000 | 50,000 | 60,000 |
| | | | | | | AP22.207 | Contribution To Reserve Funds | | | | |
| | | | | | | AP22.207.001 | [3730] Corpus Fund | 2,25,000 | 2,00,000 | 1,90,000 | 1,90,000 |
| | | | | | | AP22.207.004 | [3733] Salary Fund | | | | |
| | | | | | | | AP22.207 TOTAL | 2,25,000 | 2,00,000 | 1,90,000 | 1,90,000 |
| | | | | | | | AP22 TOTAL | 4,07,000 | 3,70,000 | 3,71,000 | 3,82,000 |
| | | | | | | AP31 | Staff Payments & Benefits | | | | |
| | | | | | | AP31.205 | Un Aided Non Teaching | | | | |
| | | | | | | AP31.205.002 | [3801] Clock Hour Basis / Consolidated | 2,39,000 | 12,00,000 | 12,00,000 | 12,00,000 |
| | | | | | | | AP31.205 TOTAL | 2,39,000 | 12,00,000 | 12,00,000 | 12,00,000 |

| RECEIPTS | | | | | | EXPENDITURE | | | | | |
|--------------|--|---|------------------------------------|---|------------------------------------|--------------|--|---|------------------------------------|---|------------------------------------|
| ALIAS | PARTICULARS | Unaudited Figures For Year 2016 - 2017 | Budget Estimates 2017 - 2018 | Revised Budget Estimates 2017 - 2018 | Budget Estimates 2018 - 2019 | ALIAS | PARTICULARS | Unaudited Figures For Year 2016 - 2017 | Budget Estimates 2017 - 2018 | Revised Budget Estimates 2017 - 2018 | Budget Estimates 2018 - 2019 |
| | | | | | | | AP31 TOTAL | 2,39,000 | 12,00,000 | 12,00,000 | 12,00,000 |
| AR32 | Other Income | | | | | | | | | | |
| AR32.202 | Interest On Saving Accounts | | | | | | | | | | |
| AR32.202.001 | [0520] Interest On Saving Bank Account | 25,000 | 15,000 | 48,000 | 45,000 | | | | | | |
| | AR32.202 TOTAL | 25,000 | 15,000 | 48,000 | 45,000 | | | | | | |
| | AR32 TOTAL | 25,000 | 15,000 | 48,000 | 45,000 | | | | | | |
| AR33 | Income From Investments | | | | | | | | | | |
| AR33.202 | Investment From University Fund | | | | | | | | | | |
| AR33.202.007 | [0627] Interest On Term Deposits With Bank | 22,36,000 | 20,00,000 | 19,00,000 | 19,00,000 | | | | | | |
| AR33.202.008 | [0628] Add On Corpus | 2,25,000 | 2,00,000 | 1,90,000 | 1,90,000 | | | | | | |
| | AR33.202 TOTAL | 24,61,000 | 22,00,000 | 20,90,000 | 20,90,000 | | | | | | |
| | AR33 TOTAL | 24,61,000 | 22,00,000 | 20,90,000 | 20,90,000 | | | | | | |
| | Sector A TOTAL | 24,86,000 | 22,15,000 | 21,38,000 | 21,35,000 | | Sector A TOTAL | 8,48,000 | 20,65,000 | 21,32,000 | 21,27,000 |
| Sector C | Earmarked And Special Funds Budget | | | | | Sector C | Earmarked And Special Funds Budget | | | | |
| CR01 | Corpus Fund | | | | | CP01 | Corpus Fund | | | | |
| CR01.201 | [1580] Contribution From Revenue Budget | | | | | CP01.201 | [4981] Investment In Fixed Deposit | | | | |
| | CR01 TOTAL | | | | | | CP01 TOTAL | | | | |
| | Sector C TOTAL | | | | | | Sector C TOTAL | | | | |
| Sector D | Deposits And Advances Budget | | | | | Sector D | Deposits And Advances Budget | | | | |
| DR02 | Deposits From Academic Institutions | | | | | DP02 | Deposits From Academic Institutions | | | | |
| DR02.302 | Deposits From Conducted Colleges | | | | | DP02.302 | Deposits From Conducted Colleges | | | | |
| DR02.302.001 | [2145] Receipts Of Deposit | | | | | DP02.302.001 | [5230] Refund Of Deposit | | | | |
| | DR02.302 TOTAL | | | | | | DP02.302 TOTAL | | | | |
| | DR02 TOTAL | | | | | | DP02 TOTAL | | | | |
| DR08 | Other Advances & Loans | | | | | DP08 | Other Advances & Loans | | | | |
| DR08.301 | Advances To Institutions | | | | | DP08.301 | Advances To Institutions | | | | |
| DR08.301.001 | [2265] Recovery Of Advances Paid | | | | | DP08.301.001 | [6800] Advance Paid | | | | |
| | DR08.301 TOTAL | | | | | | DP08.301 TOTAL | | | | |
| | DR08 TOTAL | | | | | | DP08 TOTAL | | | | |
| | Sector D TOTAL | | | | | | Sector D TOTAL | | | | |
| | 0013 Aided Total | 24,86,000 | 22,15,000 | 21,38,000 | 21,35,000 | | 0013 Aided Total | 8,48,000 | 20,65,000 | 21,32,000 | 21,27,000 |

0035 - Jankidevi Bajaj Institute of Management Studies, Santacruz (Unaided)

(Old Unaided Code : 1342)

| RECEIPTS | | | | | | EXPENDITURE | | | | | |
|----------|---|---|------------------------------------|---|------------------------------------|--------------|---|---|------------------------------------|---|------------------------------------|
| ALIAS | PARTICULARS | Unaudited Figures For Year 2016 - 2017 | Budget Estimates 2017 - 2018 | Revised Budget Estimates 2017 - 2018 | Budget Estimates 2018 - 2019 | ALIAS | PARTICULARS | Unaudited Figures For Year 2016 - 2017 | Budget Estimates 2017 - 2018 | Revised Budget Estimates 2017 - 2018 | Budget Estimates 2018 - 2019 |
| Sector A | Capital And Revenue Receipt / Expenditure Budget | | | | | Sector A | Capital And Revenue Receipt / Expenditure Budget | | | | |
| AR01 | Land & Building | | | | | AP01 | Land & Building | | | | |
| AR01.101 | [0001] Contributions From Institutes | | 1,00,00,000 | | | AP01.102 | Major Repairs & Renovation | | | | |
| | | | | | | AP01.102.005 | [3015] Major Repairs & Renovation | | | | |
| | | | | | | | AP01.102 TOTAL | | | | |
| | AR01 TOTAL | | 1,00,00,000 | | | | AP01 TOTAL | | | | |
| | | | | | | AP03 | Furniture & Fixtures | | | | |
| | | | | | | AP03.101 | Purchase Of Furniture & Fixtures | | | | |
| | | | | | | AP03.101.001 | [3065] Purchase Of Furniture | | 1,50,000 | | 1,50,000 |
| | | | | | | | AP03.101 TOTAL | | 1,50,000 | | 1,50,000 |
| | | | | | | | AP03 TOTAL | | 1,50,000 | | 1,50,000 |
| | | | | | | AP04 | Equipments | | | | |
| | | | | | | AP04.101 | Purchase Of Equipments | | | | |
| | | | | | | AP04.101.009 | [3093] Purchase Of Lcd | 77,800 | 1,00,000 | | 1,00,000 |
| | | | | | | AP04.101.013 | [3097] Purchase Of A. C. | 1,00,000 | 1,00,000 | | 80,000 |
| | | | | | | | AP04.101 TOTAL | 1,77,800 | 2,00,000 | | 1,80,000 |
| | | | | | | | AP04 TOTAL | 1,77,800 | 2,00,000 | | 1,80,000 |
| | | | | | | AP07 | Books & Journals | | | | |
| | | | | | | AP07.101 | Purchase Of Books & Journals | | | | |
| | | | | | | AP07.101.001 | [3155] Purchase Of Books & Journals | 24,300 | 1,00,000 | 25,000 | 1,00,000 |
| | | | | | | | AP07.101 TOTAL | 24,300 | 1,00,000 | 25,000 | 1,00,000 |
| | | | | | | | AP07 TOTAL | 24,300 | 1,00,000 | 25,000 | 1,00,000 |
| | | | | | | AP08 | Software & Development | | | | |
| | | | | | | AP08.101 | Purchase Of Software | | | | |
| | | | | | | AP08.101.005 | [3174] Purchase Of Software | 1,50,000 | 3,50,000 | | 1,50,000 |
| | | | | | | | AP08.101 TOTAL | 1,50,000 | 3,50,000 | | 1,50,000 |
| | | | | | | AP08.103 | Upgradation Of Software | | | | |
| | | | | | | AP08.103.001 | [3190] Tally Software | | | | |
| | | | | | | | AP08.103 TOTAL | | | | |
| | | | | | | | AP08 TOTAL | 1,50,000 | 3,50,000 | | 1,50,000 |

| RECEIPTS | | | | | | EXPENDITURE | | | | | |
|--------------|--|--|------------------------------|--------------------------------------|------------------------------|--------------|---|--|------------------------------|--------------------------------------|------------------------------|
| ALIAS | PARTICULARS | Unaudited Figures For Year 2016 - 2017 | Budget Estimates 2017 - 2018 | Revised Budget Estimates 2017 - 2018 | Budget Estimates 2018 - 2019 | ALIAS | PARTICULARS | Unaudited Figures For Year 2016 - 2017 | Budget Estimates 2017 - 2018 | Revised Budget Estimates 2017 - 2018 | Budget Estimates 2018 - 2019 |
| | | | | | | AP09 | Hardware & Peripherals | | | | |
| | | | | | | AP09.101 | Development Exp. | | | | |
| | | | | | | AP09.101.001 | [3200] Purchase Of Computer | 4,70,200 | 10,00,000 | | 10,00,000 |
| | | | | | | | AP09.101 TOTAL | 4,70,200 | 10,00,000 | | 10,00,000 |
| | | | | | | | AP09 TOTAL | 4,70,200 | 10,00,000 | | 10,00,000 |
| AR10 | Other Development Receipts | | | | | | | | | | |
| AR10.101 | Development Fees | | | | | | | | | | |
| AR10.101.001 | [0111] Development Fees From Student - Institute Share | 14,72,500 | 31,00,000 | 26,97,000 | 31,00,000 | | | | | | |
| | [0112] Development Fees From Student-University Share | | | | | | | | | | |
| | [0113] Development Fee | | 31,00,000 | 26,97,000 | 31,00,000 | | | | | | |
| | AR10.101 TOTAL | 14,72,500 | 31,00,000 | 26,97,000 | 31,00,000 | | | | | | |
| | AR10 TOTAL | 14,72,500 | 31,00,000 | 26,97,000 | 31,00,000 | | | | | | |
| AR21 | Fees From Students & Colleges | | | | | AP21 | Academic & Activity Expenses | | | | |
| AR21.201 | Academic Receipts - University | | | | | AP21.201 | Academic Expenses | | | | |
| AR21.201.023 | [0206] Phd Guide Recognition Fees | | | | | AP21.201.001 | [3325] Admission Expenses | 5,000 | 30,000 | 40,000 | 40,000 |
| AR21.201.025 | [0208] Alumni Fees Net | | | | | AP21.201.002 | [3326] Publications | 5,000 | 30,000 | | 10,000 |
| | [6370] Alumni Fee - Gross | | | 17,400 | 20,000 | AP21.201.003 | [3327] Field Work/Participation | 35,000 | 35,000 | | 20,000 |
| | [6371] Less : 100 % Transfer To University | | | 17,400 | 20,000 | AP21.201.011 | [3335] Prospectus Expenses | 5,000 | 50,000 | | 25,000 |
| AR21.201.027 | [0210] Centenary Fees Net | | | 17,400 | | AP21.201.013 | [3337] Syllabus Expenses | | 20,000 | | 20,000 |
| | [6372] Centenary Fees - Gross | | | 17,400 | | AP21.201.015 | [3339] Research Journal Expenses | | 50,000 | | 50,000 |
| AR21.201.028 | [0211] Subject Association Fee Net | | | 8,700 | 10,000 | AP21.201.016 | [3340] Identity Card Expenses | 5,000 | 8,000 | | 5,000 |
| | [6374] Subject Association Fees - Gross | | | 8,700 | 10,000 | | | | | | |
| | [6375] Less : 100 % Transfer To University | | | 8,700 | 10,000 | | | | | | |
| | AR21.201 TOTAL | | | 17,400 | | | AP21.201 TOTAL | 55,000 | 2,23,000 | 40,000 | 1,70,000 |
| AR21.202 | Academic Receipts -Institution | | | | | AP21.202 | Activity Expenses | | | | |
| AR21.202.001 | [0220] Admission Fee | 1,03,100 | 1,06,000 | 92,300 | 1,06,000 | AP21.202.001 | [3355] Gymkhana Expenses | 95,000 | 1,00,000 | 25,000 | 50,000 |
| AR21.202.002 | [0221] Tuition Fee | | | 1,75,78,200 | 2,02,04,800 | AP21.202.002 | [3356] Training Programme For Staff | 5,000 | 25,000 | 10,000 | 10,000 |
| AR21.202.003 | [0222] Computer Training Fee | | 50,000 | 60,000 | 60,000 | AP21.202.003 | [3357] Computer Training Expenses | 5,000 | 10,000 | 5,000 | 10,000 |
| AR21.202.004 | [0223] Identity Card Fee | 4,800 | 50,000 | 6,100 | 7,000 | AP21.202.006 | [3360] Computer Lab Expenses | 15,000 | 75,000 | 10,000 | 25,000 |
| | [0224] Diary Fee - Gross | 6,900 | 10,000 | | | AP21.202.013 | [3367] Phd Expenses | 12,000 | 25,000 | 10,000 | 25,000 |
| | [0225] Diary Fee - Less : 100% Transfer To University | 6,900 | 10,000 | | | AP21.202.022 | [3376] Instruction Material Expenses | 39,700 | 1,00,000 | 55,000 | 60,000 |
| AR21.202.005 | [0226] Diary Fee - Net | | | | | AP21.202.024 | [3378] Project Work Expenses | 26,800 | 60,000 | 60,000 | 60,000 |
| | [0227] E-Suvidha Fee - Gross | 6,900 | 10,000 | 8,700 | 10,000 | AP21.202.072 | [3425] Student Support Services | | | | |
| | [0228] E-Suvidha - Less : 100% Transfer To University | 6,900 | 10,000 | 8,700 | 10,000 | AP21.202.078 | [3431] Mentoring Activity Expenses | 34,500 | 50,000 | 30,000 | 30,000 |

| RECEIPTS | | | | | | EXPENDITURE | | | | | |
|--------------|--|--|------------------------------|--------------------------------------|------------------------------|--------------|----------------------------------|--|------------------------------|--------------------------------------|------------------------------|
| ALIAS | PARTICULARS | Unaudited Figures For Year 2016 - 2017 | Budget Estimates 2017 - 2018 | Revised Budget Estimates 2017 - 2018 | Budget Estimates 2018 - 2019 | ALIAS | PARTICULARS | Unaudited Figures For Year 2016 - 2017 | Budget Estimates 2017 - 2018 | Revised Budget Estimates 2017 - 2018 | Budget Estimates 2018 - 2019 |
| AR21.202.006 | [0229] E-Suidha - Net | | | | | AP21.202.079 | [3432] Student Activity Expenses | 50,000 | 1,50,000 | 1,00,000 | 1,00,000 |
| | [0230] Students Welfare Fee - Gross | 10,300 | 15,000 | 13,050 | 15,000 | | | | | | |
| | [0231] Students Welfare Fee -Less : Transfer To University | 10,300 | 15,000 | 13,050 | 15,000 | | | | | | |
| AR21.202.007 | [0232] Students Welfare Fee - Net | | | | | | | | | | |
| | [0233] Medical Fee - Gross | 4,800 | 7,000 | 6,100 | 7,000 | | | | | | |
| | [0234] Medical Fee-Less : Transfer To University | 4,800 | 7,000 | | 7,000 | | | | | | |
| AR21.202.008 | [0235] Medical Fee - Net | | | 6,100 | | | | | | | |
| | [0236] Sports Fee - Gross | 13,800 | 20,000 | 15,900 | 20,000 | | | | | | |
| | [0237] Sports Fee -Less : Transfer To University | 13,800 | 20,000 | 15,900 | 20,000 | | | | | | |
| AR21.202.009 | [0238] Sports Fee - Net | | | | | | | | | | |
| | [0239] Disaster Management Fee - Gross | 1,400 | 2,000 | 1,800 | 2,000 | | | | | | |
| | [0240] Disaster Management Fee -Less : 100% Transfer To University | 1,400 | 2,000 | 1,800 | 2,000 | | | | | | |
| AR21.202.010 | [0241] Disaster Management Fee - Net | | | | | | | | | | |
| | [0242] Ashwamedh/ Avishkar/ Indradhanushya Fee - Gross | 4,100 | 6,000 | 6,500 | 6,000 | | | | | | |
| | [0243] Ashwamedh/ Avishkar/ Indradhanushya Fee -Less : 100% Transfer To University | 4,100 | 6,000 | 6,500 | 6,000 | | | | | | |
| AR21.202.011 | [0244] Ashwamedh/ Avishkar/ Indradhanushya Fee - Net | | | | | | | | | | |
| | [0245] Eligibility Fee -Gross | 21,500 | 20,000 | 22,800 | 50,000 | | | | | | |
| | [0246] Eligibility Fee -Less : 100% Transfer To University | 21,500 | 20,000 | 22,800 | 50,000 | | | | | | |
| AR21.202.012 | [0247] Eligibility Fee -Net | | | | | | | | | | |
| | [0248] Enrolment Fee - Gross | 21,500 | 29,000 | 28,100 | 50,000 | | | | | | |
| | [0249] Enrolment Fee - Less : 100% Transfer To University | 21,500 | 29,000 | 28,100 | 50,000 | | | | | | |
| AR21.202.013 | [0250] Enrolment Fee - Net | | | | | | | | | | |
| | [0251] Examinations - Gross | 4,14,000 | 6,00,000 | 5,46,000 | 6,00,000 | | | | | | |
| | [0252] Examinations -Less :Transfer To University | 4,14,000 | 6,00,000 | 5,22,000 | 6,00,000 | | | | | | |
| AR21.202.014 | [0253] Examinations Fee- Net | | | | | | | | | | |
| | [6304] Convocation Fee - Gross | 23,400 | 37,800 | 29,300 | 41,000 | | | | | | |
| | [6305] Convocation Fee -Less : 100% Transfer To University | 23,400 | 37,800 | 29,500 | 41,000 | | | | | | |
| AR21.202.017 | [6306] Convocation Fee - Net | | | | | | | | | | |
| | [6307] Library Fee - Gross | 2,76,000 | 4,00,000 | 2,72,000 | 4,00,000 | | | | | | |
| | [6308] Library Fee -Less : 100% Transfer To University Library | 2,76,000 | 4,00,000 | 2,70,000 | 1,82,000 | | | | | | |

| RECEIPTS | | | | | | EXPENDITURE | | | | | |
|--------------|-----------------------------------|---|------------------------------------|---|------------------------------------|--------------|--|---|------------------------------------|---|------------------------------------|
| ALIAS | PARTICULARS | Unaudited Figures For Year 2016 - 2017 | Budget Estimates 2017 - 2018 | Revised Budget Estimates 2017 - 2018 | Budget Estimates 2018 - 2019 | ALIAS | PARTICULARS | Unaudited Figures For Year 2016 - 2017 | Budget Estimates 2017 - 2018 | Revised Budget Estimates 2017 - 2018 | Budget Estimates 2018 - 2019 |
| AR21.202.018 | [6309] Library Fee - Net | | | | | | | | | | |
| | AR21.202 TOTAL | 1,07,900 | 2,06,000 | 1,77,42,700 | 2,03,77,800 | | AP21.202 TOTAL | 2,83,000 | 5,95,000 | 3,05,000 | 3,70,000 |
| AR21.203 | Activity Fees | | | | | AR21.203 | Examination Expenses | | | | |
| AR21.203.001 | [0260] Gymkhana Fee | 69,000 | 1,00,000 | 67,500 | 1,00,000 | AR21.203.001 | [3470] Printing | | | | |
| AR21.203.004 | [0263] Internship Fee | | | 87,000 | 1,00,000 | AR21.203.002 | [3471] Stationery | | | | |
| AR21.203.005 | [0264] Placement Fee | 4,14,000 | 8,32,000 | 4,83,000 | 2,73,000 | AR21.203.003 | [3472] Printing Of Answer Books | | | | |
| AR21.203.007 | [0266] Ph. D. Fee | 2,38,700 | 1,50,000 | | | AR21.203.005 | [3474] Ph.D Remuneration Expenses | | | | |
| AR21.203.010 | [0269] University Publication | | | 87,000 | 1,00,000 | AR21.203.006 | [3475] Examination Remuneration | | | 44,600 | 50,000 |
| AR21.203.052 | [0311] Seminar & Workshop Fees | 10,000 | 16,800 | 16,600 | 40,000 | AR21.203.012 | [3481] Admission Test Expenses | | | | |
| AR21.203.054 | [0313] Internet Fees | 1,38,000 | 2,00,000 | 1,74,000 | 2,00,000 | AR21.203.013 | [3482] Paper Setting | | | | |
| AR21.203.065 | [0324] Instructional Material Fee | 5,52,000 | 8,00,000 | 6,96,000 | 8,00,000 | AR21.203.014 | [3483] Evaluation | | | | |
| AR21.203.093 | [0352] Student Activity Fees | 1,38,000 | 2,00,000 | 1,79,300 | 2,00,000 | | | | | | |
| AR21.203.096 | [0355] Insurance Fees | | | 3,800 | 4,400 | | | | | | |
| | AR21.203 TOTAL | 15,59,700 | 22,98,800 | 17,94,200 | 18,17,400 | | AP21.203 TOTAL | | | 44,600 | 50,000 |
| AR21.204 | Examination Fees | | | | | | | | | | |
| AR21.204.007 | [0377] Passing Certificate Fees | | | 20,300 | 13,700 | | | | | | |
| AR21.204.009 | [0379] Marksheet Fee | 7,800 | 12,600 | | | | | | | | |
| | AR21.204 TOTAL | 7,800 | 12,600 | 20,300 | 13,700 | | | | | | |
| | | | | | | AR21.206 | Seminars & Conferances | | | | |
| | | | | | | AR21.206.001 | [3515] Seminar Publication | | 50,000 | 50,000 | 50,000 |
| | | | | | | | AP21.206 TOTAL | | 50,000 | 50,000 | 50,000 |
| AR21.207 | Other Fee | | | | | | | | | | |
| AR21.207.002 | [0412] Fine/ Miscellaneous Fee | 20,700 | 30,000 | 29,600 | 30,000 | | | | | | |
| AR21.207.007 | [0417] Project Fee | 50,000 | 42,000 | 42,000 | 50,000 | | | | | | |
| AR21.207.009 | [0419] Transcript Charge (Income) | 13,200 | 10,000 | 10,000 | 10,000 | | | | | | |
| | AR21.207 TOTAL | 83,900 | 82,000 | 81,600 | 90,000 | | | | | | |
| | | | | | | AR21.209 | Students' Welfare , Sports & Cultural Activities Expenses | | | | |
| | | | | | | AR21.209.009 | [3558] Medical Check Up Expenses | | | | |
| | | | | | | AR21.209.013 | [3562] Workshops & Seminars Expenses | 53,500 | 1,50,000 | 1,50,000 | 1,50,000 |
| | | | | | | | AP21.209 TOTAL | 53,500 | 1,50,000 | 1,50,000 | 1,50,000 |
| AR21.210 | Ph. D. Fee | | | | | | | | | | |
| AR21.210.005 | [0468] Tuition Fee | 1,28,03,200 | 2,13,76,516 | 1,43,000 | 2,02,04,800 | | | | | | |
| AR21.210.007 | [0470] Department Activity Fee | | | 14,000 | 15,000 | | | | | | |
| | [0474] Library Fee - Gross | | | 4,000 | 5,000 | | | | | | |
| AR21.210.011 | [6355] Evaluation Fee | | | | 15,000 | | | | | | |
| | AR21.210 TOTAL | 1,28,03,200 | 2,13,76,516 | 1,57,000 | 2,02,34,800 | | | | | | |
| | AR21 TOTAL | 1,45,62,500 | 2,39,75,916 | 1,98,13,200 | 4,25,33,700 | | AP21 TOTAL | 3,91,500 | 10,18,000 | 5,89,600 | 7,90,000 |

| RECEIPTS | | | | | | EXPENDITURE | | | | | |
|----------|-------------|--|------------------------------|--------------------------------------|------------------------------|--------------|--|--|------------------------------|--------------------------------------|------------------------------|
| ALIAS | PARTICULARS | Unaudited Figures For Year 2016 - 2017 | Budget Estimates 2017 - 2018 | Revised Budget Estimates 2017 - 2018 | Budget Estimates 2018 - 2019 | ALIAS | PARTICULARS | Unaudited Figures For Year 2016 - 2017 | Budget Estimates 2017 - 2018 | Revised Budget Estimates 2017 - 2018 | Budget Estimates 2018 - 2019 |
| | | | | | | AP22 | Administrative & General Expenses | | | | |
| | | | | | | AP22.201 | Administrative Expenses | | | | |
| | | | | | | AP22.201.001 | [3601] Advertisement And Puplicity | 1,04,300 | 2,00,000 | 1,00,000 | 2,00,000 |
| | | | | | | AP22.201.002 | [3602] Printing | 68,200 | 70,000 | 70,000 | 70,000 |
| | | | | | | AP22.201.003 | [3603] Stationery | 41,100 | 80,000 | 60,000 | 80,000 |
| | | | | | | AP22.201.005 | [3605] Xeroxing Charges | 5,300 | 10,000 | 10,000 | 10,000 |
| | | | | | | AP22.201.006 | [3606] Electricity And Power | 2,30,000 | 3,00,000 | 3,00,000 | 3,00,000 |
| | | | | | | AP22.201.007 | [3607] Telephone And Internet Charges | 40,000 | 1,00,000 | 60,000 | 60,000 |
| | | | | | | AP22.201.008 | [3608] Postage , Telegram & Courier Charges | 5,300 | 15,000 | 10,000 | 10,000 |
| | | | | | | AP22.201.010 | [3610] Professional Charges | 48,800 | 60,000 | 40,000 | 40,000 |
| | | | | | | AP22.201.011 | [3611] Meeting Expenses | 20,000 | 30,000 | 20,000 | 30,000 |
| | | | | | | AP22.201.012 | [3612] Membership / Subscription Expenses | | 50,000 | 15,000 | 50,000 |
| | | | | | | AP22.201.013 | [3613] Contingency Expenses | 26,800 | 35,000 | 35,000 | 35,000 |
| | | | | | | AP22.201.014 | [3614] News Paper, Periodicals (Magaziens & Journals) | 53,300 | 55,000 | 25,000 | 25,000 |
| | | | | | | AP22.201.015 | [3615] Uniform To Peons | | 5,000 | 3,000 | 5,000 |
| | | | | | | AP22.201.016 | [3616] Sanitary Materials | 10,000 | 30,000 | 20,000 | 20,000 |
| | | | | | | AP22.201.017 | [3617] Garden Expenditure | 12,000 | 15,000 | 10,000 | 15,000 |
| | | | | | | AP22.201.018 | [3618] Staff Welfare Expenses | 45,000 | 50,000 | 40,000 | 50,000 |
| | | | | | | AP22.201.021 | [3621] Pest Control | 5,000 | 15,000 | 5,000 | 15,000 |
| | | | | | | AP22.201.022 | [3622] Bank Charges | 7,000 | 12,000 | 7,500 | 10,000 |
| | | | | | | AP22.201.023 | [3623] Miscellaneous Expenses | 44,000 | 50,000 | 50,000 | 50,000 |
| | | | | | | AP22.201.024 | [3624] Statutory Audit Charges | 5,000 | 10,000 | 5,000 | 10,000 |
| | | | | | | AP22.201.025 | [3625] Internal Audit Charges | 5,000 | 10,000 | 5,000 | 10,000 |
| | | | | | | AP22.201.028 | [3628] Outsourcing Account Work | | | | 10,000 |
| | | | | | | AP22.201.034 | [3634] Lease Line Expenses | | | | 20,000 |
| | | | | | | | AP22.201 TOTAL | 7,76,100 | 12,02,000 | 8,90,500 | 11,25,000 |
| | | | | | | AP22.202 | Travelling And Transportation Expenses | | | | |
| | | | | | | AP22.202.001 | [3645] Ta/Da Expenses Staff | 12,000 | 35,000 | 10,300 | 25,000 |
| | | | | | | AP22.202.002 | [3646] Ta/Da Expenses Meeting | 7,700 | 35,000 | 10,000 | 10,000 |
| | | | | | | | AP22.202 TOTAL | 19,700 | 70,000 | 20,300 | 35,000 |
| | | | | | | AP22.203 | Insurance & Taxes | | | | |
| | | | | | | AP22.203.003 | [3657] Property Tax | 6,43,200 | 7,00,000 | 6,55,400 | 7,00,000 |
| | | | | | | | AP22.203 TOTAL | 6,43,200 | 7,00,000 | 6,55,400 | 7,00,000 |
| | | | | | | AP22.204 | Outsource Services | | | | |
| | | | | | | AP22.204.001 | [3665] House Keeping Services | | 25,000 | 10,000 | 25,000 |
| | | | | | | AP22.204.004 | [3668] Water | 5,000 | 5,000 | 5,000 | 5,000 |
| | | | | | | | AP22.204 TOTAL | 5,000 | 30,000 | 15,000 | 30,000 |

| RECEIPTS | | | | | EXPENDITURE | | | | | | |
|----------|-------------|--|------------------------------|--------------------------------------|------------------------------|--------------|---|--|------------------------------|--------------------------------------|------------------------------|
| ALIAS | PARTICULARS | Unaudited Figures For Year 2016 - 2017 | Budget Estimates 2017 - 2018 | Revised Budget Estimates 2017 - 2018 | Budget Estimates 2018 - 2019 | ALIAS | PARTICULARS | Unaudited Figures For Year 2016 - 2017 | Budget Estimates 2017 - 2018 | Revised Budget Estimates 2017 - 2018 | Budget Estimates 2018 - 2019 |
| | | | | | | AP22.205 | Repairs And Maintenance | | | | |
| | | | | | | AP22.205.001 | [3675] Maintenance Of Office Equipments | 15,900 | 50,000 | 30,000 | 50,000 |
| | | | | | | AP22.205.002 | [3676] Maintenance Of Furniture & Fixture | 82,900 | 50,000 | 30,000 | 50,000 |
| | | | | | | AP22.205.003 | [3677] Maintenance Of Electric Installation | 16,900 | 20,000 | 10,000 | 20,000 |
| | | | | | | AP22.205.004 | [3678] Maintenance Of Hardwares | 62,800 | 1,00,000 | 50,000 | 1,00,000 |
| | | | | | | AP22.205.005 | [3679] Maintenance Of Software | 9,000 | 50,000 | 20,000 | 50,000 |
| | | | | | | AP22.205.006 | [3680] Maintenance Of AC | 25,000 | 50,000 | 25,000 | 25,000 |
| | | | | | | AP22.205.007 | [3681] Maintenance Of Telephone | 5,000 | 5,000 | 3,000 | 3,000 |
| | | | | | | AP22.205.009 | [3683] Network Maintenance | | | | |
| | | | | | | AP22.205.012 | [3686] Maintenance Of Building | 2,72,400 | 10,75,000 | 2,00,000 | 10,75,000 |
| | | | | | | AP22.205.015 | [3689] Maintenance Of Pump Sets | 2,000 | 4,000 | 2,000 | 4,000 |
| | | | | | | AP22.205.016 | [3690] Maintenance Of Fire Systems | 10,000 | 10,000 | 10,000 | 10,000 |
| | | | | | | AP22.205.018 | [3692] Maintenance Of Garden | 10,000 | 12,000 | 10,000 | 12,000 |
| | | | | | | AP22.205.026 | [3700] Emergency & Unforeseen Repairs | 20,000 | 1,00,000 | 50,000 | 1,00,000 |
| | | | | | | AP22.205.030 | [3704] Maintenance Of Computer | | 25,000 | 40,000 | 50,000 |
| | | | | | | | AP22.205 TOTAL | 5,31,900 | 15,51,000 | 4,80,000 | 15,49,000 |
| | | | | | | AP22.206 | Other Expenses | | | | |
| | | | | | | AP22.206.004 | [3713] Hospitality & Sumptuary Expenses | 43,500 | 50,000 | 50,000 | 50,000 |
| | | | | | | AP22.206.008 | [3717] Any Other Contingent Expenses | | 50,000 | 20,000 | 50,000 |
| | | | | | | | AP22.206 TOTAL | 43,500 | 1,00,000 | 70,000 | 1,00,000 |
| | | | | | | AP22.207 | Contribution To Reserve Funds | | | | |
| | | | | | | AP22.207.004 | [3733] Salary Fund | | | | |
| | | | | | | AP22.207.007 | [3736] Research & Development Fund | | | | |
| | | | | | | | AP22.207 TOTAL | | | | |
| | | | | | | | AP22 TOTAL | 20,19,400 | 36,53,000 | 21,31,200 | 35,39,000 |
| | | | | | | AP31 | Staff Payments & Benefits | | | | |
| | | | | | | AP31.204 | Unaided Salaries (Teaching Staff) | | | | |
| | | | | | | AP31.204.001 | [3780] Pay & Allowances | 1,25,92,100 | 1,50,00,000 | 64,59,900 | 71,05,900 |
| | | | | | | AP31.204.006 | [3785] Visiting Faculty Teaching | 7,15,500 | 25,00,000 | 20,00,000 | 23,00,000 |
| | | | | | | AP31.204.008 | [3787] C. P. F. Management Share | 1,96,800 | 5,00,000 | 2,39,000 | 2,62,900 |
| | | | | | | | AP31.204 TOTAL | 1,35,04,400 | 1,80,00,000 | 86,98,900 | 96,68,800 |
| | | | | | | AP31.205 | Un Aided Non Teaching | | | | |
| | | | | | | AP31.205.001 | [3793] Pay & Allowances | | 4,00,000 | 4,26,100 | 4,68,800 |
| | | | | | | AP31.205.003 | [3802] Vacant Posts | 1,00,000 | 12,00,000 | | |
| | | | | | | AP31.205.005 | [3804] Medical Allowances | 3,000 | 3,000 | 3,500 | 3,500 |
| | | | | | | AP31.205.007 | [3806] Overtime | 1,09,100 | 1,20,000 | 67,800 | 74,600 |
| | | | | | | AP31.205.008 | [3807] Temp. Non Teaching Staff | 25,000 | 16,00,000 | 11,69,000 | 12,86,000 |
| | | | | | | AP31.205.013 | [3812] 6th Pay Commission Arrears | 20,00,000 | 50,00,000 | 40,000 | 40,00,000 |

| RECEIPTS | | | | | | EXPENDITURE | | | | | |
|--------------|---|--|------------------------------|--------------------------------------|------------------------------|--------------|--|--|------------------------------|--------------------------------------|------------------------------|
| ALIAS | PARTICULARS | Unaudited Figures For Year 2016 - 2017 | Budget Estimates 2017 - 2018 | Revised Budget Estimates 2017 - 2018 | Budget Estimates 2018 - 2019 | ALIAS | PARTICULARS | Unaudited Figures For Year 2016 - 2017 | Budget Estimates 2017 - 2018 | Revised Budget Estimates 2017 - 2018 | Budget Estimates 2018 - 2019 |
| | | | | | | | AP31.205 TOTAL | 22,37,100 | 83,23,000 | 17,06,400 | 58,32,900 |
| | | | | | | | AP31 TOTAL | 1,57,41,500 | 2,63,23,000 | 1,04,05,300 | 1,55,01,700 |
| AR32 | Other Income | | | | | | | | | | |
| AR32.202 | Interest On Saving Accounts | | | | | | | | | | |
| AR32.202.001 | [0520] Interest On Saving Bank Account | | 1,10,000 | 3,00,000 | 2,00,000 | | | | | | |
| | AR32.202 TOTAL | | 1,10,000 | 3,00,000 | 2,00,000 | | | | | | |
| AR32.208 | Miscellaneous Receipts | | | | | | | | | | |
| AR32.208.008 | [0567] Any Other Income | | | 1,50,000 | 1,50,000 | | | | | | |
| AR32.208.042 | [0601] Miscellaneous Receipt | 53,500 | 50,000 | 48,500 | 50,000 | | | | | | |
| | AR32.208 TOTAL | 53,500 | 50,000 | 1,98,500 | 2,00,000 | | | | | | |
| | AR32 TOTAL | 53,500 | 1,60,000 | 4,98,500 | 4,00,000 | | | | | | |
| AR33 | Income From Investments | | | | | | | | | | |
| AR33.202 | Investment From University Fund | | | | | | | | | | |
| AR33.202.007 | [0627] Interest On Term Deposits With Bank | 29,00,000 | 30,00,000 | 2,80,00,000 | 28,00,000 | | | | | | |
| | AR33.202 TOTAL | 29,00,000 | 30,00,000 | 2,80,00,000 | 28,00,000 | | | | | | |
| | AR33 TOTAL | 29,00,000 | 30,00,000 | 2,80,00,000 | 28,00,000 | | | | | | |
| AR34 | Sale Of Publications | | | | | | | | | | |
| AR34.203 | Sale Of Prospectus & Admission Forms | | | | | | | | | | |
| AR34.203.001 | [0645] Sale Of Prospectus & Admission Forms | 3,500 | 50,000 | 23,000 | 25,000 | | | | | | |
| | AR34.203 TOTAL | 3,500 | 50,000 | 23,000 | 25,000 | | | | | | |
| | AR34 TOTAL | 3,500 | 50,000 | 23,000 | 25,000 | | | | | | |
| | Sector A TOTAL | 1,89,92,000 | 4,02,85,916 | 5,10,31,700 | 4,88,58,700 | | Sector A TOTAL | 1,89,74,700 | 3,27,94,000 | 1,31,51,100 | 2,14,10,700 |
| Sector C | Earmarked And Special Funds Budget | | | | | Sector C | Earmarked And Special Funds Budget | | | | |
| CR04 | Trust Fund | | | | | CP04 | Trust Fund | | | | |
| CR04.201 | Contribution Cpf Recovery | | | | | | | | | | |
| CR04.201.003 | [1706] Contribution From Teaching Un-Aided | 3,29,600 | 5,00,000 | 3,29,600 | 5,00,000 | | | | | | |
| CR04.201.004 | [1708] Contribution From Non-Teaching Un-Aided | 26,400 | 30,000 | 28,800 | 30,000 | | | | | | |
| | CR04.201 TOTAL | 3,56,000 | 5,30,000 | 3,58,400 | 5,30,000 | | | | | | |
| | | | | | | CP04.203 | Payment Of Cpf Claims | | | | |
| | | | | | | CP04.203.001 | [5030] Payment Of Claims - Teaching Un-Aided | 3,29,600 | 5,00,000 | 3,29,600 | 5,00,000 |
| | | | | | | CP04.203.002 | [5031] Payment Of Claims - Non-Teaching Un-Aided | 26,400 | 30,000 | 28,800 | 30,000 |

| RECEIPTS | | | | | | EXPENDITURE | | | | | |
|--------------|--------------------------------------|---|------------------------------------|---|------------------------------------|--------------|------------------------------|---|------------------------------------|---|------------------------------------|
| ALIAS | PARTICULARS | Unaudited Figures For Year 2016 - 2017 | Budget Estimates 2017 - 2018 | Revised Budget Estimates 2017 - 2018 | Budget Estimates 2018 - 2019 | ALIAS | PARTICULARS | Unaudited Figures For Year 2016 - 2017 | Budget Estimates 2017 - 2018 | Revised Budget Estimates 2017 - 2018 | Budget Estimates 2018 - 2019 |
| | | | | | | | CP04.203 TOTAL | 3,56,000 | 5,30,000 | 3,58,400 | 5,30,000 |
| | CR04 TOTAL | 3,56,000 | 5,30,000 | 3,58,400 | 5,30,000 | | CP04 TOTAL | 3,56,000 | 5,30,000 | 3,58,400 | 5,30,000 |
| | Sector C TOTAL | 3,56,000 | 5,30,000 | 3,58,400 | 5,30,000 | | Sector C TOTAL | 3,56,000 | 5,30,000 | 3,58,400 | 5,30,000 |
| Sector D | Deposits And Advances Budget | | | | | Sector D | Deposits And Advances Budget | | | | |
| DR01 | Students Related Deposits | | | | | DP01 | Students Related Deposits | | | | |
| DR01.301 | Library Deposit | | | | | DP01.301 | Library Deposit | | | | |
| DR01.301.001 | [2105] Receipts Of Deposit | | | 2,27,500 | 2,50,000 | DP01.301.001 | [5291] Refund Of Deposit | | | 2,27,500 | 2,50,000 |
| | DR01.301 TOTAL | | | 2,27,500 | 2,50,000 | | DP01.301 TOTAL | | | 2,27,500 | 2,50,000 |
| DR01.306 | Caution Maoney Deposit | | | | | DP01.306 | Caution Maoney Deposit | | | | |
| DR01.306.001 | [2171] Caution Money Deposit(refund) | 43,000 | 40,000 | 45,500 | 50,000 | DP01.306.001 | [5320] Refund Of Deposit | 43,000 | 40,000 | 45,500 | 50,000 |
| | DR01.306 TOTAL | 43,000 | 40,000 | 45,500 | 50,000 | | DP01.306 TOTAL | 43,000 | 40,000 | 45,500 | 50,000 |
| | DR01 TOTAL | 43,000 | 40,000 | 2,73,000 | 3,00,000 | | DP01 TOTAL | 43,000 | 40,000 | 2,73,000 | 3,00,000 |
| DR05 | Advances To Employees | | | | | DP05 | Advances To Employees | | | | |
| DR05.302 | Festival | | | | | DP05.302 | Festival | | | | |
| DR05.302.001 | [2215] Recovery Of Advances Paid | 10,000 | 10,000 | 10,000 | 10,000 | DP05.302.001 | [5395] Advances Paid | 10,000 | 10,000 | 10,000 | 10,000 |
| | DR05.302 TOTAL | 10,000 | 10,000 | 10,000 | 10,000 | | DP05.302 TOTAL | 10,000 | 10,000 | 10,000 | 10,000 |
| | DR05 TOTAL | 10,000 | 10,000 | 10,000 | 10,000 | | DP05 TOTAL | 10,000 | 10,000 | 10,000 | 10,000 |
| DR08 | Other Advances & Loans | | | | | DP08 | Other Advances & Loans | | | | |
| DR08.301 | Advances To Institutions | | | | | DP08.301 | Advances To Institutions | | | | |
| DR08.301.001 | [2265] Recovery Of Advances Paid | 31,38,000 | 31,38,000 | | 31,38,000 | DP08.301.001 | [6800] Advance Paid | 31,38,000 | 31,38,000 | | 31,38,000 |
| | DR08.301 TOTAL | 31,38,000 | 31,38,000 | | 31,38,000 | | DP08.301 TOTAL | 31,38,000 | 31,38,000 | | 31,38,000 |
| | DR08 TOTAL | 31,38,000 | 31,38,000 | | 31,38,000 | | DP08 TOTAL | 31,38,000 | 31,38,000 | | 31,38,000 |
| | Sector D TOTAL | 31,91,000 | 31,88,000 | 2,83,000 | 34,48,000 | | Sector D TOTAL | 31,91,000 | 31,88,000 | 2,83,000 | 34,48,000 |
| | 0035 Aided Total | 2,25,39,000 | 4,40,03,916 | 5,16,73,100 | 5,28,36,700 | | 0035 Aided Total | 2,25,21,700 | 3,65,12,000 | 1,37,92,500 | 2,53,88,700 |

0049 - Usha Mittal Institute of Technology, Santacruz, Mumbai (Unaided)

(Old Unaided Code : 1341)

| RECEIPTS | | | | | | EXPENDITURE | | | | | |
|----------|---|---|------------------------------------|---|------------------------------------|--------------|--|---|------------------------------------|---|------------------------------------|
| ALIAS | PARTICULARS | Unaudited Figures For Year 2016 - 2017 | Budget Estimates 2017 - 2018 | Revised Budget Estimates 2017 - 2018 | Budget Estimates 2018 - 2019 | ALIAS | PARTICULARS | Unaudited Figures For Year 2016 - 2017 | Budget Estimates 2017 - 2018 | Revised Budget Estimates 2017 - 2018 | Budget Estimates 2018 - 2019 |
| Sector A | Capital And Revenue Receipt / Expenditure Budget | | | | | Sector A | Capital And Revenue Receipt / Expenditure Budget | | | | |
| | | | | | | AP03 | Furniture & Fixtures | | | | |
| | | | | | | AP03.101 | Purchase Of Furniture & Fixtures | | | | |
| | | | | | | AP03.101.001 | [3065] Purchase Of Furniture | 1,56,320 | 32,00,000 | 10,00,000 | 30,00,000 |
| | | | | | | AP03.101.002 | [3056] Purchase Of Chairs & Boards | 19,100 | 5,00,000 | 2,00,000 | 5,00,000 |
| | | | | | | AP03.101.003 | [3057] Purchase Of Tables | | 1,00,000 | 15,000 | 1,00,000 |
| | | | | | | AP03.101.004 | [3058] Purchase Of Cupboards | | 1,50,000 | 1,50,000 | 1,50,000 |
| | | | | | | AP03.101.006 | [3060] Computer Lab Creation | | 5,00,000 | 5,00,000 | 5,00,000 |
| | | | | | | AP03.101.010 | [3064] Purchase Of Computer Tables & Storewells | | 2,00,000 | 2,00,000 | 2,00,000 |
| | | | | | | | AP03.101 TOTAL | 1,75,420 | 46,50,000 | 20,65,000 | 44,50,000 |
| | | | | | | | AP03 TOTAL | 1,75,420 | 46,50,000 | 20,65,000 | 44,50,000 |
| | | | | | | AP04 | Equipments | | | | |
| | | | | | | AP04.101 | Purchase Of Equipments | | | | |
| | | | | | | AP04.101.003 | [3087] Purchase Of Equipment | | 5,00,000 | 3,00,000 | 5,00,000 |
| | | | | | | AP04.101.004 | [3088] Solar System | | 3,00,000 | | |
| | | | | | | AP04.101.005 | [3089] Lift | | 5,00,000 | | 35,00,000 |
| | | | | | | AP04.101.006 | [3090] Fans / Geyser / Tubelights | | 1,00,000 | 1,00,000 | 1,00,000 |
| | | | | | | AP04.101.009 | [3093] Purchase Of Lcd | | 1,00,000 | 1,00,000 | 1,50,000 |
| | | | | | | AP04.101.011 | [3095] Purchase Of Xerox Machine | | 1,25,000 | | 50,000 |
| | | | | | | AP04.101.012 | [3096] Purchase Of Sport Equipments | | 50,000 | 50,000 | 50,000 |
| | | | | | | AP04.101.013 | [3097] Purchase Of A. C. | 81,000 | 12,00,000 | 5,00,000 | 5,00,000 |
| | | | | | | AP04.101.015 | [3099] Purchase Of Water Cooler | | 2,00,000 | 2,00,000 | 1,00,000 |
| | | | | | | AP04.101.020 | [3104] Purchase Of Lab Equipments | 99,000 | 20,00,000 | 10,00,000 | 35,00,000 |
| | | | | | | AP04.101.021 | [3105] Epabx System | | 3,30,000 | 2,00,000 | 50,000 |
| | | | | | | | AP04.101 TOTAL | 1,80,000 | 54,05,000 | 24,50,000 | 85,00,000 |
| | | | | | | | AP04 TOTAL | 1,80,000 | 54,05,000 | 24,50,000 | 85,00,000 |
| | | | | | | AP05 | Electrical Installation Work | | | | |
| | | | | | | AP05.102 | Major Repairs To Electrical Installation | | | | |
| | | | | | | AP05.102.001 | [3131] Surveillance System & Other Security Measures Cctv Night Vision Camera | | 2,00,000 | 2,00,000 | 2,50,000 |
| | | | | | | | AP05.102 TOTAL | | 2,00,000 | 2,00,000 | 2,50,000 |
| | | | | | | | AP05 TOTAL | | 2,00,000 | 2,00,000 | 2,50,000 |

| RECEIPTS | | | | | | EXPENDITURE | | | | | |
|--------------|--|--|------------------------------|--------------------------------------|------------------------------|--------------|--|--|------------------------------|--------------------------------------|------------------------------|
| ALIAS | PARTICULARS | Unaudited Figures For Year 2016 - 2017 | Budget Estimates 2017 - 2018 | Revised Budget Estimates 2017 - 2018 | Budget Estimates 2018 - 2019 | ALIAS | PARTICULARS | Unaudited Figures For Year 2016 - 2017 | Budget Estimates 2017 - 2018 | Revised Budget Estimates 2017 - 2018 | Budget Estimates 2018 - 2019 |
| | | | | | | AP07 | Books & Journals | | | | |
| | | | | | | AP07.101 | Purchase Of Books & Journals | | | | |
| | | | | | | AP07.101.001 | [3155] Purchase Of Books & Journals | | 2,00,000 | 6,00,000 | 6,00,000 |
| | | | | | | | AP07.101 TOTAL | | 2,00,000 | 6,00,000 | 6,00,000 |
| | | | | | | | AP07 TOTAL | | 2,00,000 | 6,00,000 | 6,00,000 |
| | | | | | | AP08 | Software & Development | | | | |
| | | | | | | AP08.101 | Purchase Of Software | | | | |
| | | | | | | AP08.101.001 | [3170] Implementation Of Wi-Fi | | 5,00,000 | 1,00,000 | 3,00,000 |
| | | | | | | AP08.101.005 | [3174] Purchase Of Software | | 10,00,000 | 10,00,000 | 10,00,000 |
| | | | | | | | AP08.101 TOTAL | | 15,00,000 | 11,00,000 | 13,00,000 |
| | | | | | | AP08.102 | Software Development | | | | |
| | | | | | | AP08.102.001 | [3185] Software Development (AP08.102) | 81,008 | 3,00,000 | 1,00,000 | 3,00,000 |
| | | | | | | | AP08.102 TOTAL | 81,008 | 3,00,000 | 1,00,000 | 3,00,000 |
| | | | | | | AP08.103 | Upgradation Of Software | | | | |
| | | | | | | AP08.103.001 | [3190] Tally Software | | 2,00,000 | 50,000 | 2,00,000 |
| | | | | | | | AP08.103 TOTAL | | 2,00,000 | 50,000 | 2,00,000 |
| | | | | | | | AP08 TOTAL | 81,008 | 20,00,000 | 12,50,000 | 18,00,000 |
| | | | | | | AP09 | Hardware & Peripherals | | | | |
| | | | | | | AP09.101 | Development Exp. | | | | |
| | | | | | | AP09.101.001 | [3200] Purchase Of Computer | | | | |
| | | | | | | AP09.101.002 | [3201] Purchase Of Hardware | 4,536 | 30,00,000 | 30,00,000 | 33,00,000 |
| | | | | | | AP09.101.003 | [3202] Purchase Of Laptop | 22,083 | 10,00,000 | 2,00,000 | 5,00,000 |
| | | | | | | AP09.101.006 | [3205] Purchase Of Printer | 23,400 | 50,000 | | 50,000 |
| | | | | | | | AP09.101 TOTAL | 50,019 | 40,50,000 | 32,00,000 | 38,50,000 |
| | | | | | | AP09.102 | Major Upgradation To Hardware | | | | |
| | | | | | | AP09.102.001 | [3211] Computer | | 5,00,000 | 5,00,000 | 5,00,000 |
| | | | | | | | AP09.102 TOTAL | | 5,00,000 | 5,00,000 | 5,00,000 |
| | | | | | | | AP09 TOTAL | 50,019 | 45,50,000 | 37,00,000 | 43,50,000 |
| AR10 | Other Development Receipts | | | | | AP10 | Other Development Expenditure | | | | |
| AR10.101 | Development Fees | | | | | AP10.101 | Development Exp. | | | | |
| AR10.101.001 | [0111] Development Fees From Student - Institute Share | 1,31,61,900 | 1,39,20,000 | 1,24,47,000 | 1,43,84,000 | AP10.101.005 | [3219] Development Exp | | | | |
| | AR10.101 TOTAL | 1,31,61,900 | 1,39,20,000 | 1,24,47,000 | 1,43,84,000 | | AP10.101 TOTAL | | | | |
| AR10.102 | Available Unspent Balance Uptill Previous Year | | | | | | | | | | |
| AR10.102.001 | [0120] Available Unspent Balance | | 1,00,00,000 | | 1,00,00,000 | | | | | | |
| | AR10.102 TOTAL | | 1,00,00,000 | | 1,00,00,000 | | | | | | |

| RECEIPTS | | | | | | EXPENDITURE | | | | | |
|--------------|--|--|------------------------------|--------------------------------------|------------------------------|--------------|---|--|------------------------------|--------------------------------------|------------------------------|
| ALIAS | PARTICULARS | Unaudited Figures For Year 2016 - 2017 | Budget Estimates 2017 - 2018 | Revised Budget Estimates 2017 - 2018 | Budget Estimates 2018 - 2019 | ALIAS | PARTICULARS | Unaudited Figures For Year 2016 - 2017 | Budget Estimates 2017 - 2018 | Revised Budget Estimates 2017 - 2018 | Budget Estimates 2018 - 2019 |
| | AR10 TOTAL | 1,31,61,900 | 2,39,20,000 | 1,24,47,000 | 2,43,84,000 | | AP10 TOTAL | | | | |
| AR21 | Fees From Students & Colleges | | | | | AP21 | Academic & Activity Expenses | | | | |
| AR21.201 | Academic Receipts - University | | | | | AP21.201 | Academic Expenses | | | | |
| AR21.201.025 | [0208] Alumni Fees Net | | | | | AP21.201.001 | [3325] Admission Expenses | 25,464 | 50,000 | 46,000 | 50,000 |
| | [6370] Alumni Fee - Gross | 32,000 | 28,000 | 26,000 | 28,000 | AP21.201.004 | [3328] Student Welfare Expenses/ Student Council Expenses | 2,000 | 50,000 | 50,000 | 50,000 |
| | [6371] Less : 100 % Transfer To University | 32,000 | 28,000 | 25,000 | 28,000 | AP21.201.005 | [3329] Laboratory Expenses | 1,976 | 60,000 | 60,000 | 60,000 |
| AR21.201.027 | [0210] Centenary Fees Net | | | | | AP21.201.010 | [3334] Phd Enterance Test | | 15,000 | 15,000 | 15,000 |
| | [6372] Centenary Fees - Gross | | | | | AP21.201.011 | [3335] Prospectus Expenses | 62,245 | 1,00,000 | 50,000 | 1,00,000 |
| | [6373] Less :100 % Transfer To Univaersity | | | | | AP21.201.015 | [3339] Research Journal Expenses | | 30,000 | 30,000 | 30,000 |
| AR21.201.028 | [0211] Subject Association Fee Net | | | | | AP21.201.018 | [3342] Aict Processing Fee | | 1,80,000 | 1,00,000 | 1,00,000 |
| | [6374] Subject Association Fees - Gross | 2,000 | 2,000 | | | AP21.201.021 | [3345] Research & Development Expenses | 16,439 | 1,00,000 | 1,00,000 | 1,00,000 |
| | [6375] Less : 100 % Transfer To University | 2,000 | 2,000 | | | AP21.201.022 | [3346] Faculty Development | 53,180 | 3,30,000 | 81,000 | 3,50,000 |
| AR21.201.029 | [0212] Calandar Fee Net | | | | | | | | | | |
| | [6376] Calender Fees -Gross | 32,000 | 32,000 | | | | | | | | |
| | [6377] Less 100% Transfer To University | 32,000 | 32,000 | | | | | | | | |
| | AR21.201 TOTAL | | | | | | AP21.201 TOTAL | 1,61,304 | 9,15,000 | 5,32,000 | 8,55,000 |
| AR21.202 | Academic Receipts -Institution | | | | | AP21.202 | Activity Expenses | | | | |
| AR21.202.001 | [0220] Admission Fee | 4,77,200 | 5,08,835 | 4,30,000 | 5,08,000 | AP21.202.001 | [3355] Gymkhana Expenses | | | | |
| AR21.202.002 | [0221] Tution Fee | 6,09,00,400 | 7,91,10,000 | 7,34,15,000 | 9,04,56,000 | AP21.202.002 | [3356] Training Programme For Staff | 41,610 | 1,65,000 | 65,000 | 1,65,000 |
| AR21.202.003 | [0222] Computer Training Fee | | | | | AP21.202.003 | [3357] Computer Training Expenses | | 11,000 | 11,000 | 15,000 |
| AR21.202.004 | [0223] Identity Card Fee | 67,030 | 81,000 | 1,14,000 | 81,000 | AP21.202.004 | [3358] International Collaborations | | 50,000 | 50,000 | 50,000 |
| | [0224] Diary Fee - Gross | 45,600 | 48,000 | 30,000 | | AP21.202.005 | [3359] Disaster Management Expenses | | 50,000 | 40,000 | 1,00,000 |
| | [0225] Diary Fee - Less : 100% Transfer To University | 46,000 | 48,000 | 30,000 | | AP21.202.006 | [3360] Computer Lab Expenses | 3,503 | 50,000 | 50,000 | 50,000 |
| AR21.202.005 | [0226] Diary Fee - Net | | | | | AP21.202.011 | [3365] Educational Tour Expenses | | 35,000 | 35,000 | 35,000 |
| | [0227] E-Suvidha Fee - Gross | 47,000 | 48,000 | 41,000 | 48,000 | AP21.202.013 | [3367] Phd Expenses | 1,780 | 60,000 | 60,000 | 60,000 |
| | [0228] E-Suvidha - Less : 100% Transfer To University | 47,000 | 48,000 | 41,000 | 48,000 | AP21.202.019 | [3373] Teaching Aid & Accessories Expenses | | 1,50,000 | 50,000 | 1,50,000 |
| AR21.202.006 | [0229] E-Suvidha - Net | | | | | AP21.202.026 | [3380] Periodic Test Expenses | | 55,000 | 55,000 | 55,000 |
| | [0230] Students Welfare Fee - Gross | 70,500 | 72,000 | 62,000 | 72,000 | AP21.202.030 | [3384] Binding Charges | 3,280 | 22,000 | 22,000 | 25,000 |
| | [0231] Students Welfare Fee -Less : Transfer To University | 70,500 | 72,000 | 62,000 | 72,000 | AP21.202.034 | [3388] Awards & Prizes | 1,000 | 22,000 | 22,000 | 25,000 |
| AR21.202.007 | [0232] Students Welfare Fee - Net | | | | | | | | | | |
| | [0233] Medical Fee - Gross | 32,000 | 34,000 | 29,000 | 34,000 | | | | | | |
| | [0234] Medical Fee-Less : Transfer To University | 32,000 | 34,000 | 29,000 | 34,000 | | | | | | |
| AR21.202.008 | [0235] Medical Fee - Net | | | | | | | | | | |
| | [0236] Sports Fee - Gross | 95,600 | 96,000 | 81,000 | 96,000 | | | | | | |

| RECEIPTS | | | | | | EXPENDITURE | | | | | |
|--------------|--|---|------------------------------------|---|------------------------------------|-------------|-----------------------|---|------------------------------------|---|------------------------------------|
| ALIAS | PARTICULARS | Unaudited Figures For Year 2016 - 2017 | Budget Estimates 2017 - 2018 | Revised Budget Estimates 2017 - 2018 | Budget Estimates 2018 - 2019 | ALIAS | PARTICULARS | Unaudited Figures For Year 2016 - 2017 | Budget Estimates 2017 - 2018 | Revised Budget Estimates 2017 - 2018 | Budget Estimates 2018 - 2019 |
| AR21.202.009 | [0237] Sports Fee -Less : Transfer To University | 95,600 | 96,000 | 81,000 | 96,000 | | | | | | |
| | [0238] Sports Fee - Net | | | | | | | | | | |
| | [0239] Disaster Management Fee - Gross | 9,400 | 9,600 | 9,000 | 10,000 | | | | | | |
| AR21.202.010 | [0240] Disaster Management Fee -Less : 100% Transfer To University | 9,400 | 9,600 | 9,000 | 10,000 | | | | | | |
| | [0241] Disaster Management Fee - Net | | | | | | | | | | |
| | [0242] Ashwamedh/ Avishkar/ Indradhanushya Fee - Gross | 28,000 | 29,000 | 24,000 | 29,000 | | | | | | |
| AR21.202.011 | [0243] Ashwamedh/ Avishkar/ Indradhanushya Fee -Less : 100% Transfer To University | 28,000 | 29,000 | 24,000 | 29,000 | | | | | | |
| | [0244] Ashwamedh/ Avishkar/ Indradhanushya Fee - Net | | | | | | | | | | |
| | [0245] Eligibility Fee -Gross | 53,300 | 70,000 | 52,000 | 70,000 | | | | | | |
| AR21.202.012 | [0246] Eligibility Fee -Less : 100% Transfer To University | 53,300 | 70,000 | 52,000 | 70,000 | | | | | | |
| | [0247] Eligibility Fee -Net | | | | | | | | | | |
| | [0248] Enrolment Fee - Gross | 38,000 | 70,000 | 52,000 | 70,000 | | | | | | |
| AR21.202.013 | [0249] Enrolment Fee - Less : 100% Transfer To University | 38,000 | 70,000 | 52,000 | 70,000 | | | | | | |
| | [0250] Enrolment Fee - Net | | | | | | | | | | |
| | [0251] Examinations - Gross | 24,11,000 | 29,35,000 | 38,60,000 | 29,30,000 | | | | | | |
| AR21.202.014 | [0252] Examinations -Less :Transfer To University | 24,11,000 | 29,35,000 | 38,60,000 | 29,30,000 | | | | | | |
| | [0253] Examinations Fee- Net | | | | | | | | | | |
| | [0254] Practical Examination Fees - Gross | 9,10,000 | 9,61,000 | 8,12,000 | 9,59,000 | | | | | | |
| AR21.202.015 | [6300] Practical Examinations Fee-Less : Transfer To University | | | | | | | | | | |
| | [6301] Practical Examinations Fee - Net | 9,10,000 | | 8,12,000 | 9,59,000 | | | | | | |
| | [6304] Convocation Fee - Gross | 1,10,700 | 1,05,000 | 95,000 | 1,04,000 | | | | | | |
| AR21.202.017 | [6305] Convocation Fee -Less : 100% Transfer To University | 1,10,700 | 1,05,000 | 1,22,000 | 1,04,000 | | | | | | |
| | [6306] Convocation Fee - Net | | | | | | | | | | |
| | [6307] Library Fee - Gross | 13,18,000 | 19,22,000 | 16,22,000 | 19,18,000 | | | | | | |
| AR21.202.018 | [6308] Library Fee -Less : 100% Transfer To University Library | 13,18,000 | 19,22,000 | 9,78,000 | 11,50,000 | | | | | | |
| | [6309] Library Fee - Net | | | 6,44,000 | 7,68,000 | | | | | | |
| | [6318] Passing Certificate Fee - Gross | 48,000 | 42,000 | 39,000 | 42,000 | | | | | | |
| AR21.202.023 | [6319] Passing Certificate Fee -Less : 100% Transfer To University | 48,000 | 42,000 | 39,000 | 42,000 | | | | | | |
| | [6320] Passing Certificate Fee | | | | | | | | | | |
| | AR21.202 TOTAL | 6,23,54,630 | 7,96,99,835 | 7,54,15,000 | 9,27,72,000 | | AP21.202 TOTAL | 51,173 | 6,70,000 | 4,60,000 | 7,30,000 |

| RECEIPTS | | | | | | EXPENDITURE | | | | | |
|--------------|---|--|------------------------------|--------------------------------------|------------------------------|--------------|---|--|------------------------------|--------------------------------------|------------------------------|
| ALIAS | PARTICULARS | Unaudited Figures For Year 2016 - 2017 | Budget Estimates 2017 - 2018 | Revised Budget Estimates 2017 - 2018 | Budget Estimates 2018 - 2019 | ALIAS | PARTICULARS | Unaudited Figures For Year 2016 - 2017 | Budget Estimates 2017 - 2018 | Revised Budget Estimates 2017 - 2018 | Budget Estimates 2018 - 2019 |
| AR21.203 | Activity Fees | | | | | AP21.203 | Examination Expenses | | | | |
| AR21.203.001 | [0260] Gymkhana Fee | 3,20,650 | 4,86,000 | 4,06,000 | 4,79,000 | AP21.203.023 | [3492] Examination Expenses | 3,59,878 | 8,00,000 | 8,00,000 | 8,00,000 |
| AR21.203.002 | [0261] Laboratory Fee | 13,02,400 | 19,55,000 | 16,33,000 | 19,49,000 | | | | | | |
| AR21.203.005 | [0264] Placement Fee | 1,58,600 | 1,45,000 | 1,27,000 | 1,39,000 | | | | | | |
| AR21.203.007 | [0266] Ph. D. Fee | 5,26,390 | 10,00,000 | 10,00,000 | 10,00,000 | | | | | | |
| AR21.203.054 | [0313] Internet Fees | 6,45,500 | 9,61,000 | 8,12,000 | 9,59,000 | | | | | | |
| AR21.203.089 | [0348] Annual Cultural Programme | 9,17,000 | 9,71,000 | 8,12,000 | 9,59,000 | | | | | | |
| AR21.203.096 | [0355] Insurance Fees | 97,892 | 1,58,000 | 1,45,000 | 1,79,000 | | | | | | |
| | AR21.203 TOTAL | 39,68,432 | 56,76,000 | 49,35,000 | 56,64,000 | | AP21.203 TOTAL | 3,59,878 | 8,00,000 | 8,00,000 | 8,00,000 |
| | | | | | | AP21.206 | Seminars & Conferances | | | | |
| | | | | | | AP21.206.001 | [3515] Seminar Publication | 6,000 | 1,00,000 | 50,000 | 1,00,000 |
| | | | | | | AP21.206.005 | [3519] Publication Working Papers | | 55,000 | 55,000 | 55,000 |
| | | | | | | AP21.206.006 | [3520] Travelling Expenses | | 1,00,000 | 50,000 | 1,00,000 |
| | | | | | | | AP21.206 TOTAL | 6,000 | 2,55,000 | 1,55,000 | 2,55,000 |
| AR21.207 | Other Fee | | | | | AP21.207 | Materials, Consumables, Stores & Chemicals | | | | |
| AR21.207.009 | [0419] Transcript Charge (Income) | 1,20,000 | 1,20,000 | 1,20,000 | 1,20,000 | AP21.207.002 | [3531] Consumables Expenses | 21,385 | 77,000 | 20,000 | 80,000 |
| AR21.207.010 | [0420] Admission Cancellation Processing Fees | 5,00,000 | 5,00,000 | 2,77,000 | 5,00,000 | | | | | | |
| | AR21.207 TOTAL | 6,20,000 | 6,20,000 | 3,97,000 | 6,20,000 | | AP21.207 TOTAL | 21,385 | 77,000 | 20,000 | 80,000 |
| | | | | | | AP21.208 | Library Expenses | | | | |
| | | | | | | AP21.208.001 | [3540] Journarls & Periodicals | | | | |
| | | | | | | AP21.208.003 | [3537] Library Expenses | | 50,000 | 19,000 | 50,000 |
| | | | | | | | AP21.208 TOTAL | | 50,000 | 19,000 | 50,000 |
| | | | | | | AP21.209 | Students' Welfare , Sports & Cultural Activitvies Expenses | | | | |
| | | | | | | AP21.209.001 | [3550] Annual Social /Cultural | 7,97,359 | 10,00,000 | 10,00,000 | 8,00,000 |
| | | | | | | AP21.209.002 | [3551] Function & Festival | 26,100 | 55,000 | 55,000 | 60,000 |
| | | | | | | AP21.209.003 | [3552] Ashwmedh Expenses | | 25,000 | | |
| | | | | | | AP21.209.006 | [3555] Purchase Of Sports Material & Sport Expenses | 6,100 | 1,00,000 | 54,000 | 1,00,000 |
| | | | | | | AP21.209.008 | [3557] Annual Sports Felicitation Programme | 22,600 | 33,000 | 33,000 | 35,000 |
| | | | | | | AP21.209.009 | [3558] Medical Check Up Expenses | | | | |
| | | | | | | AP21.209.010 | [3559] Inter Collegiate Competition Expenses/Tejaswini | 51,000 | 55,000 | 55,000 | 55,000 |
| | | | | | | AP21.209.011 | [3560] State Level Competition Expense | | 55,000 | 55,000 | 55,000 |
| | | | | | | AP21.209.013 | [3562] Workshops & Seminars Expenses | 16,700 | 1,00,000 | 59,000 | 1,00,000 |
| | | | | | | AP21.209.014 | [3563] Prize Distribution Function Expenses | | 27,500 | 27,500 | 30,000 |
| | | | | | | AP21.209.023 | [3572] Yuva Mahotsav | 80,600 | 1,10,000 | 1,10,000 | 1,20,000 |
| | | | | | | AP21.209.024 | [3573] Nss Expenses | 71,000 | 82,500 | 82,500 | 85,000 |

| RECEIPTS | | | | | | EXPENDITURE | | | | | |
|----------|-------------------|---|------------------------------------|---|------------------------------------|--------------|--|---|------------------------------------|---|------------------------------------|
| ALIAS | PARTICULARS | Unaudited Figures For Year 2016 - 2017 | Budget Estimates 2017 - 2018 | Revised Budget Estimates 2017 - 2018 | Budget Estimates 2018 - 2019 | ALIAS | PARTICULARS | Unaudited Figures For Year 2016 - 2017 | Budget Estimates 2017 - 2018 | Revised Budget Estimates 2017 - 2018 | Budget Estimates 2018 - 2019 |
| | AR21 TOTAL | 6,69,43,062 | 8,59,95,835 | 8,07,47,000 | 9,90,56,000 | | AP21.209 TOTAL | 10,71,459 | 16,43,000 | 15,31,000 | 14,40,000 |
| | | | | | | | AP21 TOTAL | 16,71,199 | 44,10,000 | 35,17,000 | 42,10,000 |
| | | | | | | AP22 | Administrative & General Expenses | | | | |
| | | | | | | AP22.201 | Administrative Expenses | | | | |
| | | | | | | AP22.201.001 | [3601] Advertisement And Publicity | 24,200 | 4,00,000 | 1,92,000 | 4,00,000 |
| | | | | | | AP22.201.002 | [3602] Printing | 56,700 | 1,60,000 | 1,02,000 | 1,50,000 |
| | | | | | | AP22.201.003 | [3603] Stationery | 28,200 | 1,15,000 | 82,000 | 1,00,000 |
| | | | | | | AP22.201.005 | [3605] Xeroxing Charges | 32,100 | 85,000 | 47,000 | 25,000 |
| | | | | | | AP22.201.006 | [3606] Electricity And Power | 4,59,900 | 8,80,000 | 8,80,000 | 10,00,000 |
| | | | | | | AP22.201.007 | [3607] Telephone And Internet Charges | 40,800 | 50,000 | 50,000 | 50,000 |
| | | | | | | AP22.201.008 | [3608] Postage , Telegram & Courier Charges | 1,100 | 5,500 | 5,500 | 5,000 |
| | | | | | | AP22.201.010 | [3610] Professional Charges | 13,500 | 60,000 | 60,000 | 1,00,000 |
| | | | | | | AP22.201.012 | [3612] Membership / Subscription Expenses | 12,900 | 80,000 | 80,000 | 80,000 |
| | | | | | | AP22.201.014 | [3614] News Paper, Periodicals (Magaziens & Journals) | 12,100 | 22,000 | 22,000 | 22,000 |
| | | | | | | AP22.201.015 | [3615] Uniform To Peons | | 22,000 | 22,000 | 15,000 |
| | | | | | | AP22.201.016 | [3616] Sanitary Materials | 24,300 | 50,000 | 50,000 | 60,000 |
| | | | | | | AP22.201.017 | [3617] Garden Expenditure | 32,900 | 2,00,000 | 51,000 | 1,00,000 |
| | | | | | | AP22.201.018 | [3618] Staff Welfare Expenses | 800 | 1,00,000 | 50,000 | 1,00,000 |
| | | | | | | AP22.201.021 | [3621] Pest Control | 60,000 | 66,000 | 66,000 | 75,000 |
| | | | | | | AP22.201.022 | [3622] Bank Charges | 17,000 | 18,700 | 18,000 | 18,000 |
| | | | | | | AP22.201.023 | [3623] Miscellaneous Expenses | 19,100 | 71,500 | 56,000 | 50,000 |
| | | | | | | AP22.201.024 | [3624] Statutory Audit Charges | | 66,000 | 66,000 | 66,000 |
| | | | | | | AP22.201.025 | [3625] Internal Audit Charges | | 66,000 | 66,000 | 66,000 |
| | | | | | | AP22.201.030 | [3630] Umbrella To Peons /Staff | 2,000 | 2,000 | 2,500 | |
| | | | | | | AP22.201.033 | [3633] Computer Consumable Expenses | 9,100 | 88,000 | 37,000 | 90,000 |
| | | | | | | AP22.201.047 | [7922] Fine & Penalty | | 1,50,00,000 | 1,00,00,000 | 1,50,00,000 |
| | | | | | | | AP22.201 TOTAL | 8,46,700 | 1,76,07,700 | 1,20,05,000 | 1,75,72,000 |
| | | | | | | AP22.202 | Travelling And Transportation Expenses | | | | |
| | | | | | | AP22.202.001 | [3645] Ta/Da Expenses Staff | 17,900 | 38,500 | 39,000 | 45,000 |
| | | | | | | AP22.202.002 | [3646] Ta/Da Expenses Meeting | 16,600 | 49,500 | 49,000 | 50,000 |
| | | | | | | | AP22.202 TOTAL | 34,500 | 88,000 | 88,000 | 95,000 |
| | | | | | | AP22.203 | Insurance & Taxes | | | | |
| | | | | | | AP22.203.001 | [3655] Insurance | 1,65,000 | 1,81,500 | 1,81,000 | 1,80,000 |
| | | | | | | AP22.203.003 | [3657] Property Tax | 60,70,364 | 69,81,000 | 60,99,000 | 69,81,000 |
| | | | | | | | AP22.203 TOTAL | 62,35,364 | 71,62,500 | 62,80,000 | 71,61,000 |
| | | | | | | AP22.204 | Outsource Services | | | | |
| | | | | | | AP22.204.001 | [3665] House Keeping Services | | 55,000 | | |

| RECEIPTS | | | | | | EXPENDITURE | | | | | |
|----------|-------------|--|------------------------------|--------------------------------------|------------------------------|--------------|---|--|------------------------------|--------------------------------------|------------------------------|
| ALIAS | PARTICULARS | Unaudited Figures For Year 2016 - 2017 | Budget Estimates 2017 - 2018 | Revised Budget Estimates 2017 - 2018 | Budget Estimates 2018 - 2019 | ALIAS | PARTICULARS | Unaudited Figures For Year 2016 - 2017 | Budget Estimates 2017 - 2018 | Revised Budget Estimates 2017 - 2018 | Budget Estimates 2018 - 2019 |
| | | | | | | AP22.204.002 | [3666] Security Services | | 66,000 | | |
| | | | | | | AP22.204.004 | [3668] Water | | | | |
| | | | | | | AP22.204.005 | [3669] Scanning & Data Entry Work | | 12,000 | 12,000 | 12,000 |
| | | | | | | | AP22.204 TOTAL | | 1,33,000 | 12,000 | 12,000 |
| | | | | | | AP22.205 | Repairs And Maintenance | | | | |
| | | | | | | AP22.205.001 | [3675] Maintenance Of Office Equipments | 13,500 | 38,500 | 38,000 | 50,000 |
| | | | | | | AP22.205.002 | [3676] Maintenance Of Furniture & Fixture | 40,342 | 1,10,000 | 1,10,000 | 1,10,000 |
| | | | | | | AP22.205.003 | [3677] Maintenance Of Electric Installation | 1,16,174 | 5,00,000 | 5,00,000 | 5,00,000 |
| | | | | | | AP22.205.004 | [3678] Maintenance Of Hardwares | 1,14,297 | 15,00,000 | 5,00,000 | 15,00,000 |
| | | | | | | AP22.205.005 | [3679] Maintenance Of Software | 26,565 | 27,500 | 27,000 | 30,000 |
| | | | | | | AP22.205.006 | [3680] Maintenance Of AC | 13,962 | 66,000 | 66,000 | 70,000 |
| | | | | | | AP22.205.007 | [3681] Maintenance Of Telephone | 5,000 | 5,500 | 5,000 | 5,000 |
| | | | | | | AP22.205.009 | [3683] Network Maintenance | 95,493 | 3,50,000 | 50,000 | 3,50,000 |
| | | | | | | AP22.205.010 | [3684] Antivirus Software | 7,557 | 80,000 | 80,000 | 80,000 |
| | | | | | | AP22.205.012 | [3686] Maintenance Of Building | 1,76,688 | 35,00,000 | 15,71,000 | 35,00,000 |
| | | | | | | AP22.205.015 | [3689] Maintenance Of Pump Sets | | 16,500 | 16,500 | 17,000 |
| | | | | | | AP22.205.017 | [3691] Maintenance Of Roads | | 20,000 | 20,000 | 20,000 |
| | | | | | | AP22.205.018 | [3692] Maintenance Of Garden | 1,895 | 1,50,000 | 75,000 | 1,50,000 |
| | | | | | | AP22.205.026 | [3700] Emergency & Unforeseen Repairs | | 5,50,000 | 5,50,000 | 5,50,000 |
| | | | | | | | AP22.205 TOTAL | 6,11,473 | 69,14,000 | 36,08,500 | 69,32,000 |
| | | | | | | AP22.206 | Other Expenses | | | | |
| | | | | | | AP22.206.004 | [3713] Hospitality & Sumptuary Expenses | 39,500 | 90,000 | 90,000 | 90,000 |
| | | | | | | AP22.206.006 | [3715] Grievance Cell Expenses | | 1,00,000 | 1,00,000 | 1,00,000 |
| | | | | | | AP22.206.009 | [3718] Placement Expenses | 84,800 | 1,65,000 | 1,65,000 | 1,65,000 |
| | | | | | | | AP22.206 TOTAL | 1,24,300 | 3,55,000 | 3,55,000 | 3,55,000 |
| | | | | | | AP22.207 | Contribution To Reserve Funds | | | | |
| | | | | | | AP22.207.004 | [3733] Salary Fund | | | | |
| | | | | | | | AP22.207 TOTAL | | | | |
| | | | | | | | AP22 TOTAL | 78,52,337 | 3,22,60,200 | 2,23,48,500 | 3,21,27,000 |
| | | | | | | AP31 | Staff Payments & Benefits | | | | |
| | | | | | | AP31.204 | Unaided Salaries (Teaching Staff) | | | | |
| | | | | | | AP31.204.001 | [3780] Pay & Allowances | 3,12,53,512 | 4,20,00,000 | 4,20,00,000 | 4,70,00,000 |
| | | | | | | AP31.204.003 | [3782] Vacant Posts | 30,70,910 | 75,00,000 | 46,51,000 | 75,00,000 |
| | | | | | | AP31.204.006 | [3785] Visiting Faculty Teaching | 15,32,500 | 33,00,000 | 33,00,000 | 33,00,000 |
| | | | | | | AP31.204.008 | [3787] C. P. F. Management Share | 15,13,445 | 12,94,800 | 12,95,000 | 14,25,000 |
| | | | | | | AP31.204.009 | [3788] Honarium Faculty Teaching | 33,750 | 3,00,000 | 3,00,000 | 3,00,000 |
| | | | | | | AP31.204.011 | [3790] Arrears | 95,29,376 | 35,00,000 | 35,00,000 | 25,00,000 |
| | | | | | | | AP31.204 TOTAL | 4,69,33,493 | 5,78,94,800 | 5,50,46,000 | 6,20,25,000 |

| RECEIPTS | | | | | | EXPENDITURE | | | | | |
|--------------|---|---|------------------------------------|---|------------------------------------|--------------|--|---|------------------------------------|---|------------------------------------|
| ALIAS | PARTICULARS | Unaudited Figures For Year 2016 - 2017 | Budget Estimates 2017 - 2018 | Revised Budget Estimates 2017 - 2018 | Budget Estimates 2018 - 2019 | ALIAS | PARTICULARS | Unaudited Figures For Year 2016 - 2017 | Budget Estimates 2017 - 2018 | Revised Budget Estimates 2017 - 2018 | Budget Estimates 2018 - 2019 |
| | | | | | | AP31.205 | Un Aided Non Teaching | | | | |
| | | | | | | AP31.205.001 | [3793] Pay & Allowances | 72,55,380 | 97,75,000 | 97,75,000 | 1,06,80,000 |
| | | | | | | AP31.205.004 | [3803] Provident Fund | | | | |
| | | | | | | AP31.205.005 | [3804] Medical Allowances | 62,709 | 90,000 | 90,000 | 90,000 |
| | | | | | | AP31.205.006 | [3805] Leave Travel Concession | 27,403 | 1,10,000 | 1,10,000 | 1,10,000 |
| | | | | | | AP31.205.007 | [3806] Overtime | 2,41,311 | 4,00,000 | 4,00,000 | 4,00,000 |
| | | | | | | AP31.205.010 | [3809] C. P. F. Management Share | | 5,00,000 | 5,00,000 | 5,00,000 |
| | | | | | | AP31.205.015 | [3814] Daily Wages | 10,58,812 | 22,00,000 | 16,24,000 | 25,00,000 |
| | | | | | | AP31.205.016 | [3815] Arrears To Non-Teaching Staff | 8,62,195 | 15,00,000 | 5,00,000 | 15,00,000 |
| | | | | | | | AP31.205 TOTAL | 95,07,810 | 1,45,75,000 | 1,29,99,000 | 1,57,80,000 |
| | | | | | | AP31.206 | Un Aided Staff Retirement & Terminal Benefits | | | | |
| | | | | | | AP31.206.004 | [3823] Encashment Of Leave | | 3,50,000 | 3,50,000 | 3,50,000 |
| | | | | | | | AP31.206 TOTAL | | 3,50,000 | 3,50,000 | 3,50,000 |
| | | | | | | | AP31 TOTAL | 5,64,41,303 | 7,28,19,800 | 6,83,95,000 | 7,81,55,000 |
| AR32 | Other Income | | | | | | | | | | |
| AR32.202 | Interest On Saving Accounts | | | | | | | | | | |
| AR32.202.001 | [0520] Interest On Saving Bank Account | 8,97,169 | 1,50,000 | 7,40,000 | 2,00,000 | | | | | | |
| | AR32.202 TOTAL | 8,97,169 | 1,50,000 | 7,40,000 | 2,00,000 | | | | | | |
| AR32.208 | Miscellaneous Receipts | | | | | | | | | | |
| AR32.208.001 | [0560] Sale Of Tender Forms / Waste Papers | 11,500 | 1,10,000 | 1,00,000 | 1,00,000 | | | | | | |
| AR32.208.008 | [0567] Any Other Income | 5,91,499 | 2,50,000 | 2,31,000 | 2,50,000 | | | | | | |
| AR32.208.015 | [0575] Sale Of Scrap | 50,000 | 50,000 | 50,000 | 50,000 | | | | | | |
| AR32.208.026 | [0585] Income From Sponsorship | 54,000 | 2,75,000 | 5,00,000 | 5,00,000 | | | | | | |
| | AR32.208 TOTAL | 7,06,999 | 6,85,000 | 8,81,000 | 9,00,000 | | | | | | |
| | AR32 TOTAL | 16,04,168 | 8,35,000 | 16,21,000 | 11,00,000 | | | | | | |
| AR33 | Income From Investments | | | | | | | | | | |
| AR33.202 | Investment From University Fund | | | | | | | | | | |
| AR33.202.007 | [0627] Interest On Term Deposits With Bank | 17,90,055 | 1,60,00,000 | 1,60,00,000 | 1,60,00,000 | | | | | | |
| | AR33.202 TOTAL | 17,90,055 | 1,60,00,000 | 1,60,00,000 | 1,60,00,000 | | | | | | |
| | AR33 TOTAL | 17,90,055 | 1,60,00,000 | 1,60,00,000 | 1,60,00,000 | | | | | | |
| AR34 | Sale Of Publications | | | | | | | | | | |
| AR34.203 | Sale Of Prospectus & Admission Forms | | | | | | | | | | |
| AR34.203.001 | [0645] Sale Of Prospectus & Admission Forms | 2,30,000 | 3,00,000 | 63,000 | 70,000 | | | | | | |
| | AR34.203 TOTAL | 2,30,000 | 3,00,000 | 63,000 | 70,000 | | | | | | |
| | AR34 TOTAL | 2,30,000 | 3,00,000 | 63,000 | 70,000 | | | | | | |

| RECEIPTS | | | | | | EXPENDITURE | | | | | |
|--------------|---|--|------------------------------|--------------------------------------|------------------------------|--------------|--|--|------------------------------|--------------------------------------|------------------------------|
| ALIAS | PARTICULARS | Unaudited Figures For Year 2016 - 2017 | Budget Estimates 2017 - 2018 | Revised Budget Estimates 2017 - 2018 | Budget Estimates 2018 - 2019 | ALIAS | PARTICULARS | Unaudited Figures For Year 2016 - 2017 | Budget Estimates 2017 - 2018 | Revised Budget Estimates 2017 - 2018 | Budget Estimates 2018 - 2019 |
| | Sector A TOTAL | 8,37,29,185 | 12,70,50,835 | 11,08,78,000 | 14,06,10,000 | | Sector A TOTAL | 6,64,51,286 | 12,64,95,000 | 10,45,25,500 | 13,44,42,000 |
| Sector B | Agency Budget | | | | | Sector B | Agency Budget | | | | |
| BR04 | Grant-In-Aid Other Agencies- Research | | | | | BP04 | Grant-In-Aid Other Agencies- Research | | | | |
| | | | | | | BP04.104 | Equipments | | | | |
| | | | | | | BP04.104.001 | [4261] Purchase Of Equipments | 1,00,000 | | | |
| | | | | | | | BP04.104 TOTAL | 1,00,000 | | | |
| BR04.105 | RECEIPTS FROM DEPARTMENT OF SCIENCE & TECHNOLOGY - Womens Scientist Scheme - WOS-A Project | | | | | | | | | | |
| BR04.105.001 | [7751] Receipt Of Grant Womens Scientist Scheme - WOS-A Project(UMIT) | 1,00,000 | | | | | | | | | |
| | BR04.105 TOTAL | 1,00,000 | | | | | | | | | |
| BR04.111 | Receipt From Grants | | | | | | | | | | |
| BR04.111.001 | [7753] Visvesavaraya | | 5,00,000 | | 10,00,000 | | | | | | |
| | BR04.111 TOTAL | | 5,00,000 | | 10,00,000 | | | | | | |
| | | | | | | BP04.115 | Other Operational Expenditure | | | | |
| | | | | | | BP04.115.001 | [7754] Visvesavaraya | | 5,00,000 | | 10,00,000 |
| | | | | | | | BP04.115 TOTAL | | 5,00,000 | | 10,00,000 |
| BR04.206 | OTHER OPERATIONAL EXPENDITURE | | | | | | | | | | |
| BR04.206.001 | [7752] Receipt Of Grant Womens Scientist Scheme - WOS-A Project(UMIT) | 4,99,200 | 5,75,000 | 5,75,000 | 4,95,000 | | | | | | |
| | BR04.206 TOTAL | 4,99,200 | 5,75,000 | 5,75,000 | 4,95,000 | | | | | | |
| BR04.207 | Receipts From Commonwealth Learning | | | | | | | | | | |
| BR04.207.001 | [0981] Visvesavaraya | 25,000 | 5,14,000 | 17,08,000 | 6,01,000 | | | | | | |
| | BR04.207 TOTAL | 25,000 | 5,14,000 | 17,08,000 | 6,01,000 | | | | | | |
| | | | | | | BP04.209 | Other Operational Expenditure | | | | |
| | | | | | | BP04.209.002 | [7737] Fellowship | 4,40,000 | 4,80,000 | 4,80,000 | 4,00,000 |
| | | | | | | BP04.209.003 | [4336] Other Expense | 59,200 | 95,000 | 95,000 | 95,000 |
| | | | | | | BP04.209.004 | [7743] Visvesavaraya | 25,000 | 5,14,000 | 17,08,000 | 6,01,000 |
| | | | | | | | BP04.209 TOTAL | 5,24,200 | 10,89,000 | 22,83,000 | 10,96,000 |
| | BR04 TOTAL | 6,24,200 | 15,89,000 | 22,83,000 | 20,96,000 | | BP04 TOTAL | 6,24,200 | 15,89,000 | 22,83,000 | 20,96,000 |
| | Sector B TOTAL | 6,24,200 | 15,89,000 | 22,83,000 | 20,96,000 | | Sector B TOTAL | 6,24,200 | 15,89,000 | 22,83,000 | 20,96,000 |
| Sector C | Earmarked And Special Funds Budget | | | | | Sector C | Earmarked And Special Funds Budget | | | | |
| CR04 | Trust Fund | | | | | CP04 | Trust Fund | | | | |
| CR04.201 | Contribution Cpf Recovery | | | | | | | | | | |
| CR04.201.003 | [1706] Contribution From Teaching Un-Aided | | | | | | | | | | |
| | CR04.201 TOTAL | | | | | | | | | | |

| RECEIPTS | | | | | | EXPENDITURE | | | | | |
|--------------|--|---|------------------------------------|---|------------------------------------|--------------------------|--|---|------------------------------------|---|------------------------------------|
| ALIAS | PARTICULARS | Unaudited Figures For Year 2016 - 2017 | Budget Estimates 2017 - 2018 | Revised Budget Estimates 2017 - 2018 | Budget Estimates 2018 - 2019 | ALIAS | PARTICULARS | Unaudited Figures For Year 2016 - 2017 | Budget Estimates 2017 - 2018 | Revised Budget Estimates 2017 - 2018 | Budget Estimates 2018 - 2019 |
| | CR04 TOTAL | | | | | CP04.203 CP04.203.001 | Payment Of Cpf Claims [5030] Payment Of Claims - Teaching Un- Aided | | | | |
| | Sector C TOTAL | | | | | | CP04.203 TOTAL CP04 TOTAL Sector C TOTAL | | | | |
| Sector D | Deposits And Advances Budget | | | | | Sector D | Deposits And Advances Budget | | | | |
| DR01 | Students Related Deposits | | | | | DP01 | Students Related Deposits | | | | |
| DR01.301 | Library Deposit | | | | | DP01.301 | Library Deposit | | | | |
| DR01.301.001 | [2105] Receipts Of Deposit | 5,35,000 | 7,02,000 | 5,17,000 | 7,02,000 | DP01.301.001 | [5291] Refund Of Deposit | 5,35,000 | 7,02,000 | 5,17,000 | 7,02,000 |
| | DR01.301 TOTAL | 5,35,000 | 7,02,000 | 5,17,000 | 7,02,000 | | DP01.301 TOTAL | 5,35,000 | 7,02,000 | 5,17,000 | 7,02,000 |
| DR01.302 | Laboratory Deposit | | | | | DP01.302 | Laboratory Deposit | | | | |
| DR01.302.001 | [2110] Receipts Of Deposit | 2,12,000 | 2,81,000 | 2,07,000 | 2,81,000 | DP01.302.001 | [5295] Refund Of Deposit | 2,12,000 | 2,81,000 | 2,07,000 | 2,81,000 |
| | DR01.302 TOTAL | 2,12,000 | 2,81,000 | 2,07,000 | 2,81,000 | | DP01.302 TOTAL | 2,12,000 | 2,81,000 | 2,07,000 | 2,81,000 |
| DR01.306 | Caution Maoney Deposit | | | | | DP01.306 | Caution Maoney Deposit | | | | |
| DR01.306.001 | [2171] Caution Money Deposit(refund) | 21,200 | 30,000 | 21,000 | 28,000 | DP01.306.001 | [5320] Refund Of Deposit | 21,200 | 30,000 | 21,000 | 28,000 |
| | DR01.306 TOTAL | 21,200 | 30,000 | 21,000 | 28,000 | | DP01.306 TOTAL | 21,200 | 30,000 | 21,000 | 28,000 |
| | DR01 TOTAL | 7,68,200 | 10,13,000 | 7,45,000 | 10,11,000 | | DP01 TOTAL | 7,68,200 | 10,13,000 | 7,45,000 | 10,11,000 |
| DR02 | Deposits From Academic Institutions | | | | | DP02 | Deposits From Academic Institutions | | | | |
| DR02.302 | Deposits From Conducted Colleges | | | | | DP02.302 | Deposits From Conducted Colleges | | | | |
| DR02.302.001 | [2145] Receipts Of Deposit | | | | | DP02.302.001 | [5230] Refund Of Deposit | | | | |
| | DR02.302 TOTAL | | | | | | DP02.302 TOTAL | | | | |
| | DR02 TOTAL | | | | | | DP02 TOTAL | | | | |
| DR05 | Advances To Employees | | | | | DP05 | Advances To Employees | | | | |
| DR05.302 | Festival | | | | | DP05.302 | Festival | | | | |
| DR05.302.001 | [2220] Recovery Of Advances Paid | 2,33,000 | 2,50,000 | 2,50,000 | 2,50,000 | DP05.302.001 | [5395] Advances Paid | 2,33,000 | 2,50,000 | 2,50,000 | 2,50,000 |
| | DR05.302 TOTAL | 2,33,000 | 2,50,000 | 2,50,000 | 2,50,000 | | DP05.302 TOTAL | 2,33,000 | 2,50,000 | 2,50,000 | 2,50,000 |
| | DR05 TOTAL | 2,33,000 | 2,50,000 | 2,50,000 | 2,50,000 | | DP05 TOTAL | 2,33,000 | 2,50,000 | 2,50,000 | 2,50,000 |
| DR08 | Other Advances & Loans | | | | | DP08 | Other Advances & Loans | | | | |
| DR08.301 | Advances To Institutions | | | | | DP08.301 | Advances To Institutions | | | | |
| DR08.301.001 | [2265] Recovery Of Advances Paid | 4,90,00,000 | 2,50,00,000 | 2,50,00,000 | 2,50,00,000 | DP08.301.001 | [6800] Advance Paid | 4,90,00,000 | 2,50,00,000 | 2,50,00,000 | 2,50,00,000 |
| | DR08.301 TOTAL | 4,90,00,000 | 2,50,00,000 | 2,50,00,000 | 2,50,00,000 | | DP08.301 TOTAL | 4,90,00,000 | 2,50,00,000 | 2,50,00,000 | 2,50,00,000 |
| | DR08 TOTAL | 4,90,00,000 | 2,50,00,000 | 2,50,00,000 | 2,50,00,000 | | DP08 TOTAL | 4,90,00,000 | 2,50,00,000 | 2,50,00,000 | 2,50,00,000 |
| | Sector D TOTAL | 5,00,01,200 | 2,62,63,000 | 2,59,95,000 | 2,62,61,000 | | Sector D TOTAL | 5,00,01,200 | 2,62,63,000 | 2,59,95,000 | 2,62,61,000 |

| | | | | | | | | | |
|------------------|--------------|--------------|--------------|--------------|------------------|--------------|--------------|--------------|--------------|
| 0049 Aided Total | 13,43,54,585 | 15,49,02,835 | 13,91,56,000 | 16,89,67,000 | 0049 Aided Total | 11,70,76,686 | 15,43,47,000 | 13,28,03,500 | 16,27,99,000 |
|------------------|--------------|--------------|--------------|--------------|------------------|--------------|--------------|--------------|--------------|



0050 - Post Graduate Department of Computer Science, Santacruz, Mumbai (Unaided)

(Old Unaided Code : 1543)

| RECEIPTS | | | | | | EXPENDITURE | | | | | |
|----------|---|---|------------------------------------|---|------------------------------------|--------------|---|---|------------------------------------|---|------------------------------------|
| ALIAS | PARTICULARS | Unaudited Figures For Year 2016 - 2017 | Budget Estimates 2017 - 2018 | Revised Budget Estimates 2017 - 2018 | Budget Estimates 2018 - 2019 | ALIAS | PARTICULARS | Unaudited Figures For Year 2016 - 2017 | Budget Estimates 2017 - 2018 | Revised Budget Estimates 2017 - 2018 | Budget Estimates 2018 - 2019 |
| Sector A | Capital And Revenue Receipt / Expenditure Budget | | | | | Sector A | Capital And Revenue Receipt / Expenditure Budget | | | | |
| | | | | | | AP01 | Land & Building | | | | |
| | | | | | | AP01.102 | Major Repairs & Renovation | | | | |
| | | | | | | AP01.102.005 | [3015] Major Repairs & Renovation | 62,300 | 5,00,000 | 2,50,000 | 2,50,000 |
| | | | | | | | AP01.102 TOTAL | 62,300 | 5,00,000 | 2,50,000 | 2,50,000 |
| | | | | | | AP01.103 | Building Renovation - Civil Work | | | | |
| | | | | | | AP01.103.006 | [3030] Building Renovation - Civil Work | | 3,00,000 | 1,00,000 | 3,00,000 |
| | | | | | | | AP01.103 TOTAL | | 3,00,000 | 1,00,000 | 3,00,000 |
| | | | | | | | AP01 TOTAL | 62,300 | 8,00,000 | 3,50,000 | 5,50,000 |
| | | | | | | AP03 | Furniture & Fixtures | | | | |
| | | | | | | AP03.101 | Purchase Of Furniture & Fixtures | | | | |
| | | | | | | AP03.101.001 | [3065] Purchase Of Furniture | 1,08,000 | 4,00,000 | 2,00,000 | 4,00,000 |
| | | | | | | AP03.101.006 | [3060] Computer Lab Creation | 67,320 | 1,00,000 | 1,00,000 | 1,00,000 |
| | | | | | | | AP03.101 TOTAL | 1,75,320 | 5,00,000 | 3,00,000 | 5,00,000 |
| | | | | | | | AP03 TOTAL | 1,75,320 | 5,00,000 | 3,00,000 | 5,00,000 |
| | | | | | | AP04 | Equipments | | | | |
| | | | | | | AP04.101 | Purchase Of Equipments | | | | |
| | | | | | | AP04.101.009 | [3093] Purchase Of Lcd | 50,000 | | | 1,00,000 |
| | | | | | | | AP04.101 TOTAL | 50,000 | | | 1,00,000 |
| | | | | | | AP04.102 | Major Repairs To Equipments | | | | |
| | | | | | | AP04.102.001 | [3120] Repairs To Equipments | 10,000 | 2,00,000 | 1,00,000 | 2,00,000 |
| | | | | | | | AP04.102 TOTAL | 10,000 | 2,00,000 | 1,00,000 | 2,00,000 |
| | | | | | | | AP04 TOTAL | 60,000 | 2,00,000 | 1,00,000 | 3,00,000 |
| | | | | | | AP05 | Electrical Installation Work | | | | |
| | | | | | | AP05.101 | New Electrical Installation | | | | |
| | | | | | | AP05.101.001 | [3125] Lab Equipments | 20,000 | 1,00,000 | 20,000 | 50,000 |
| | | | | | | | AP05.101 TOTAL | 20,000 | 1,00,000 | 20,000 | 50,000 |
| | | | | | | | AP05 TOTAL | 20,000 | 1,00,000 | 20,000 | 50,000 |
| | | | | | | AP07 | Books & Journals | | | | |
| | | | | | | AP07.101 | Purchase Of Books & Journals | | | | |
| | | | | | | AP07.101.001 | [3155] Purchase Of Books & Journals | 10,000 | 50,000 | 10,000 | 50,000 |
| | | | | | | AP07.101.004 | [3158] Purchase Of Journals | 10,000 | 50,000 | 20,000 | 50,000 |

| RECEIPTS | | | | | | EXPENDITURE | | | | | |
|--------------|--|--|------------------------------|--------------------------------------|------------------------------|--------------|--|--|------------------------------|--------------------------------------|------------------------------|
| ALIAS | PARTICULARS | Unaudited Figures For Year 2016 - 2017 | Budget Estimates 2017 - 2018 | Revised Budget Estimates 2017 - 2018 | Budget Estimates 2018 - 2019 | ALIAS | PARTICULARS | Unaudited Figures For Year 2016 - 2017 | Budget Estimates 2017 - 2018 | Revised Budget Estimates 2017 - 2018 | Budget Estimates 2018 - 2019 |
| | | | | | | | AP07.101 TOTAL | 20,000 | 1,00,000 | 30,000 | 1,00,000 |
| | | | | | | | AP07 TOTAL | 20,000 | 1,00,000 | 30,000 | 1,00,000 |
| | | | | | | AP08 | Software & Development | | | | |
| | | | | | | AP08.101 | Purchase Of Software | | | | |
| | | | | | | AP08.101.005 | [3174] Purchase Of Software | 80,620 | 5,00,000 | 3,00,000 | 5,00,000 |
| | | | | | | | AP08.101 TOTAL | 80,620 | 5,00,000 | 3,00,000 | 5,00,000 |
| | | | | | | AP08.102 | Software Development | | | | |
| | | | | | | AP08.102.001 | [3185] Software Development (AP08.102) | 1,00,000 | 1,00,000 | | 2,00,000 |
| | | | | | | | AP08.102 TOTAL | 1,00,000 | 1,00,000 | | 2,00,000 |
| | | | | | | AP08.103 | Upgradation Of Software | | | | |
| | | | | | | AP08.103.002 | [3191] Antivirus Software | 5,000 | 40,000 | | 50,000 |
| | | | | | | AP08.103.003 | [3192] Application Software | 50,000 | 1,00,000 | | 1,00,000 |
| | | | | | | | AP08.103 TOTAL | 55,000 | 1,40,000 | | 1,50,000 |
| | | | | | | | AP08 TOTAL | 2,35,620 | 7,40,000 | 3,00,000 | 8,50,000 |
| | | | | | | AP09 | Hardware & Peripherals | | | | |
| | | | | | | AP09.101 | Development Exp. | | | | |
| | | | | | | AP09.101.001 | [3200] Purchase Of Computer | 5,00,000 | 2,00,000 | | 15,00,000 |
| | | | | | | AP09.101.006 | [3205] Purchase Of Printer | 14,500 | | | 50,000 |
| | | | | | | | AP09.101 TOTAL | 5,14,500 | 2,00,000 | | 15,50,000 |
| | | | | | | | AP09 TOTAL | 5,14,500 | 2,00,000 | | 15,50,000 |
| AR10 | Other Development Receipts | | | | | | | | | | |
| AR10.101 | Development Fees | | | | | | | | | | |
| AR10.101.001 | [0111] Development Fees From Student - Institute Share | 9,81,500 | 12,18,750 | 12,23,800 | 11,70,000 | | | | | | |
| | [0112] Development Fees From Student-University Share | 39,250 | 48,750 | 44,000 | 48,750 | | | | | | |
| | [0113] Development Fee | 10,20,500 | 10,20,500 | 11,44,000 | | | | | | | |
| | AR10.101 TOTAL | 9,81,500 | 12,18,750 | 12,23,800 | 11,70,000 | | | | | | |
| | AR10 TOTAL | 9,81,500 | 12,18,750 | 12,23,800 | 11,70,000 | | | | | | |
| AR21 | Fees From Students & Colleges | | | | | AP21 | Academic & Activity Expenses | | | | |
| | | | | | | AP21.201 | Academic Expenses | | | | |
| | | | | | | AP21.201.001 | [3325] Admission Expenses | | 25,000 | 10,000 | 25,000 |
| | | | | | | AP21.201.006 | [3330] Souveniar | | 40,000 | | 40,000 |
| | | | | | | AP21.201.011 | [3335] Prospectus Expenses | | 25,000 | 10,000 | 25,000 |
| | | | | | | AP21.201.012 | [3336] Forms Expenses | | | | |
| | | | | | | AP21.201.013 | [3337] Syllabus Expenses | | 25,000 | 10,000 | 25,000 |

| RECEIPTS | | | | | | EXPENDITURE | | | | | |
|--------------|--|--|------------------------------|--------------------------------------|------------------------------|--------------|-------------------------------------|--|------------------------------|--------------------------------------|------------------------------|
| ALIAS | PARTICULARS | Unaudited Figures For Year 2016 - 2017 | Budget Estimates 2017 - 2018 | Revised Budget Estimates 2017 - 2018 | Budget Estimates 2018 - 2019 | ALIAS | PARTICULARS | Unaudited Figures For Year 2016 - 2017 | Budget Estimates 2017 - 2018 | Revised Budget Estimates 2017 - 2018 | Budget Estimates 2018 - 2019 |
| | | | | | | AP21.201.016 | [3340] Identity Card Expenses | | 25,000 | 5,000 | 10,000 |
| | | | | | | AP21.201.018 | [3342] Aict Processing Fee | 75,000 | 1,00,000 | 1,00,000 | 1,00,000 |
| | | | | | | | AP21.201 TOTAL | 75,000 | 2,40,000 | 1,35,000 | 2,25,000 |
| AR21.202 | Academic Receipts -Institution | | | | | AP21.202 | Activity Expenses | | | | |
| AR21.202.001 | [0220] Admission Fee | 68,700 | 1,03,350 | 93,200 | 1,03,350 | AP21.202.001 | [3355] Gymkhana Expenses | | 50,000 | 10,000 | 50,000 |
| AR21.202.002 | [0221] Tutition Fee | 36,50,000 | 58,72,500 | 52,83,000 | 58,72,500 | AP21.202.002 | [3356] Training Programme For Staff | 2,000 | 20,000 | 10,000 | 20,000 |
| AR21.202.003 | [0222] Computer Training Fee | | | | | AP21.202.003 | [3357] Computer Training Expenses | | 25,000 | 10,000 | 25,000 |
| AR21.202.004 | [0223] Identity Card Fee | 4,600 | 6,825 | 6,200 | 6,825 | AP21.202.011 | [3365] Educational Tour Expenses | | 25,000 | | 25,000 |
| | [0224] Diary Fee - Gross | 6,700 | | | | AP21.202.013 | [3367] Phd Expenses | 7,600 | 1,00,000 | 10,000 | 25,000 |
| | [0225] Diary Fee - Less : 100% Transfer To University | | | | | AP21.202.017 | [3371] Aptitude Expenses | | 20,000 | 10,000 | 20,000 |
| AR21.202.005 | [0226] Diary Fee - Net | 6,700 | | | | AP21.202.018 | [3372] Transcript Charge Expenses | | 1,000 | 1,000 | 2,000 |
| | [0227] E-Suvidha Fee - Gross | 6,000 | 9,750 | 8,800 | 9,750 | AP21.202.020 | [3374] Internship Expenses | | 40,000 | 10,000 | 40,000 |
| | [0228] E-Suvidha - Less : 100% Transfer To University | 6,000 | 9,750 | 8,800 | 9,750 | AP21.202.024 | [3378] Project Work Expenses | | 40,000 | 18,000 | 40,000 |
| AR21.202.006 | [0229] E-Suvidha - Net | | | | | AP21.202.026 | [3380] Periodic Test Expenses | | 15,000 | 10,000 | 20,000 |
| | [0230] Students Welfare Fee - Gross | 10,100 | 14,625 | 13,200 | 14,700 | AP21.202.030 | [3384] Binding Charges | 2,000 | 20,000 | 3,100 | 20,000 |
| | [0231] Students Welfare Fee -Less : Transfer To University | 10,100 | 14,625 | 13,200 | 14,700 | AP21.202.032 | [3386] Exhibition Expenses | | 40,000 | 10,000 | 40,000 |
| AR21.202.007 | [0232] Students Welfare Fee - Net | | | | | AP21.202.034 | [3388] Awards & Prizes | | 25,000 | 25,000 | 25,000 |
| | [0233] Medical Fee - Gross | 4,700 | 6,825 | 6,200 | 6,825 | AP21.202.039 | [3392] Naac Expenses | | | | |
| | [0234] Medical Fee-Less : Transfer To University | 4,700 | 6,825 | 6,200 | 6,825 | | | | | | |
| AR21.202.008 | [0235] Medical Fee - Net | | | | | | | | | | |
| | [0236] Sports Fee - Gross | 12,000 | 19,500 | 17,600 | 19,500 | | | | | | |
| | [0237] Sports Fee -Less : Transfer To University | 12,000 | 19,500 | 17,600 | 19,500 | | | | | | |
| AR21.202.009 | [0238] Sports Fee - Net | | | | | | | | | | |
| | [0239] Disaster Management Fee - Gross | 1,300 | 1,950 | 1,800 | 1,950 | | | | | | |
| | [0240] Disaster Management Fee -Less : 100% Transfer To University | 1,300 | 1,950 | 1,800 | 1,950 | | | | | | |
| AR21.202.010 | [0241] Disaster Management Fee - Net | | | | | | | | | | |
| | [0242] Ashwamedh/ Avishkar/ Indradhanushya Fee - Gross | 3,900 | 5,850 | 5,300 | 5,900 | | | | | | |
| | [0243] Ashwamedh/ Avishkar/ Indradhanushya Fee -Less : 100% Transfer To University | 3,900 | 5,850 | 5,300 | 5,900 | | | | | | |
| AR21.202.011 | [0244] Ashwamedh/ Avishkar/ Indradhanushya Fee - Net | | | | | | | | | | |
| | [0245] Eligibility Fee -Gross | 12,200 | 15,000 | 10,700 | 15,000 | | | | | | |
| | [0246] Eligibility Fee -Less : 100% Transfer To University | 12,200 | 15,000 | 10,700 | 15,000 | | | | | | |

| RECEIPTS | | | | | | EXPENDITURE | | | | | |
|--------------|---|--|------------------------------|--------------------------------------|------------------------------|--------------|------------------------------------|--|------------------------------|--------------------------------------|------------------------------|
| ALIAS | PARTICULARS | Unaudited Figures For Year 2016 - 2017 | Budget Estimates 2017 - 2018 | Revised Budget Estimates 2017 - 2018 | Budget Estimates 2018 - 2019 | ALIAS | PARTICULARS | Unaudited Figures For Year 2016 - 2017 | Budget Estimates 2017 - 2018 | Revised Budget Estimates 2017 - 2018 | Budget Estimates 2018 - 2019 |
| AR21.202.012 | [0247] Eligibility Fee -Net | | | | | | | | | | |
| | [0248] Enrolment Fee - Gross | 11,750 | 15,000 | 10,800 | 15,000 | | | | | | |
| | [0249] Enrolment Fee - Less : 100% Transfer To University | 11,750 | 15,000 | 10,800 | 15,000 | | | | | | |
| AR21.202.013 | [0250] Enrolment Fee - Net | | | | | | | | | | |
| | [0251] Examinations - Gross | 3,16,400 | 4,56,000 | 4,20,800 | 4,56,000 | | | | | | |
| | [0252] Examinations -Less :Transfer To University | 3,16,400 | 4,56,000 | 4,20,800 | 4,56,000 | | | | | | |
| AR21.202.014 | [0253] Examinations Fee- Net | | | | | | | | | | |
| | [0254] Practical Examination Fees - Gross | 1,20,200 | 1,90,500 | 1,75,400 | 1,90,500 | | | | | | |
| | [6300] Practical Examinations Fee-Less : Transfer To University | 1,20,200 | 1,90,500 | 1,75,400 | 1,90,500 | | | | | | |
| AR21.202.015 | [6301] Practical Examinations Fee - Net | | | | | | | | | | |
| | [6302] Other Examination Fee - Gross | | 40,000 | 40,000 | 50,000 | | | | | | |
| | [6340] Other Examination Fee -Less : Transfer To University | | | 40,000 | 50,000 | | | | | | |
| AR21.202.016 | [6303] Other Examinations Fee - Net | | | | | | | | | | |
| | [6304] Convocation Fee - Gross | 25,650 | 27,000 | 26,500 | 27,000 | | | | | | |
| | [6305] Convocation Fee -Less : 100% Transfer To University | 25,650 | | 26,500 | 27,000 | | | | | | |
| AR21.202.017 | [6306] Convocation Fee - Net | | | | | | | | | | |
| | [6307] Library Fee - Gross | 2,39,000 | 3,75,000 | 3,50,000 | 3,75,000 | | | | | | |
| | [6308] Library Fee -Less : 100% Transfer To University Library | 2,39,000 | 3,75,000 | 3,50,000 | 3,75,000 | | | | | | |
| AR21.202.018 | [6309] Library Fee - Net | | | | | | | | | | |
| | [6327] Association Fee - Gross | | | 8,800 | 9,800 | | | | | | |
| | [6328] Association Fee -Less : 100% Transfer To Univ | | | 8,800 | 9,800 | | | | | | |
| AR21.202.026 | [6329] Association Fee - Net | | | | | | | | | | |
| AR21.202.032 | [6344] Department Alumni Fee | | | 6,100 | 6,000 | | | | | | |
| AR21.202.501 | [6335] Student Insurance Policy | | | 3,900 | 4,300 | | | | | | |
| | AR21.202 TOTAL | 37,30,000 | 59,82,675 | 53,92,400 | 59,92,975 | | AP21.202 TOTAL | 11,600 | 4,21,000 | 1,27,100 | 3,52,000 |
| AR21.203 | Activity Fees | | | | | AP21.203 | Examination Expenses | | | | |
| AR21.203.001 | [0260] Gymkhana Fee | 59,750 | 90,000 | 87,000 | 90,000 | AP21.203.002 | [3471] Stationery | | 50,000 | 10,000 | 50,000 |
| AR21.203.002 | [0261] Laboratory Fee | 9,47,500 | 12,60,000 | 12,18,000 | 12,60,000 | AP21.203.004 | [3473] Printing Of Question Papers | | 1,00,000 | 10,000 | 50,000 |
| AR21.203.004 | [0263] Internship Fee | 27,750 | 30,000 | 29,500 | 30,000 | AP21.203.005 | [3474] Ph.D Remuneration Expenses | | 50,000 | 10,000 | 50,000 |
| AR21.203.005 | [0264] Placement Fee | 55,500 | 60,000 | 59,000 | 60,000 | AP21.203.006 | [3475] Examination Remuneration | 49,005 | 35,000 | 35,000 | 35,000 |
| AR21.203.007 | [0266] Ph. D. Fee | | | | | AP21.203.007 | [3476] Marksheet Expenses | | | | |
| AR21.203.012 | [0271] Registration Fee | | | | | AP21.203.012 | [3481] Admission Test Expenses | | 2,000 | | 2,000 |
| AR21.203.025 | [0284] Training Charges | | | | | AP21.203.013 | [3482] Paper Setting | | 3,000 | | 3,000 |
| AR21.203.034 | [0293] M.A.Education | | | | | AP21.203.014 | [3483] Evaluation | | 5,000 | 10,000 | 10,000 |

| RECEIPTS | | | | | | EXPENDITURE | | | | | |
|--------------|-----------------------------------|--|------------------------------|--------------------------------------|------------------------------|--------------|--|--|------------------------------|--------------------------------------|------------------------------|
| ALIAS | PARTICULARS | Unaudited Figures For Year 2016 - 2017 | Budget Estimates 2017 - 2018 | Revised Budget Estimates 2017 - 2018 | Budget Estimates 2018 - 2019 | ALIAS | PARTICULARS | Unaudited Figures For Year 2016 - 2017 | Budget Estimates 2017 - 2018 | Revised Budget Estimates 2017 - 2018 | Budget Estimates 2018 - 2019 |
| AR21.203.051 | [0310] Marksheet Fees | | | | | AP21.203.015 | [3484] Practical Examination | | 5,000 | | 5,000 |
| AR21.203.052 | [0311] Seminar & Workshop Fees | | | 30,500 | 30,000 | AP21.203.018 | [3487] Other Contingent Expenses | | 5,000 | 5,000 | 5,000 |
| AR21.203.054 | [0313] Internet Fees | | | | | | | | | | |
| AR21.203.055 | [0314] Computer Lab Fees | | | 12,32,000 | 13,65,000 | | | | | | |
| AR21.203.062 | [0321] Caution Money | | | 800 | 1,000 | | | | | | |
| AR21.203.068 | [0327] Annual Miscell Aneous | | | 47,100 | 9,000 | | | | | | |
| | AR21.203 TOTAL | 10,90,500 | 14,40,000 | 27,03,900 | 28,45,000 | | AP21.203 TOTAL | 49,005 | 2,55,000 | 80,000 | 2,10,000 |
| AR21.204 | Examination Fees | | | | | AP21.204 | Refund Of Fees | | | | |
| AR21.204.007 | [0377] Passing Certificate Fees | 8,550 | 9,000 | 8,900 | 9,000 | AP21.204.001 | [3500] Refund Of Course Fees | 1,02,534 | 1,00,000 | 67,200 | 3,00,000 |
| | AR21.204 TOTAL | 8,550 | 9,000 | 8,900 | 9,000 | | AP21.204 TOTAL | 1,02,534 | 1,00,000 | 67,200 | 3,00,000 |
| | | | | | | AP21.205 | Scholarships, Fellowships & Incidental Expenses | | | | |
| | | | | | | AP21.205.001 | [3505] Scholarship & Fellowships | | 20,000 | 10,000 | 20,000 |
| | | | | | | | AP21.205 TOTAL | | 20,000 | 10,000 | 20,000 |
| | | | | | | AP21.206 | Seminars & Conferences | | | | |
| | | | | | | AP21.206.005 | [3519] Publication Working Papers | | 25,000 | 10,000 | 25,000 |
| | | | | | | AP21.206.006 | [3520] Travelling Expenses | | 25,000 | 10,000 | 25,000 |
| | | | | | | AP21.206.007 | [3521] Books & Journals | | 25,000 | 5,000 | 25,000 |
| | | | | | | | AP21.206 TOTAL | | 75,000 | 25,000 | 75,000 |
| AR21.207 | Other Fee | | | | | | | | | | |
| AR21.207.001 | [0411] Aptitude Fee | | | | | | | | | | |
| AR21.207.002 | [0412] Fine/ Miscellaneous Fee | 1,01,740 | 1,00,000 | 46,800 | 51,500 | | | | | | |
| AR21.207.004 | [0414] Co Curricular Fee | 1,20,000 | 1,80,000 | 2,07,700 | 2,30,100 | | | | | | |
| AR21.207.007 | [0417] Project Fee | 27,750 | 30,000 | 29,500 | 30,000 | | | | | | |
| AR21.207.009 | [0419] Transcript Charge (Income) | 3,000 | 5,000 | 5,000 | 5,000 | | | | | | |
| | AR21.207 TOTAL | 2,52,490 | 3,15,000 | 2,89,000 | 3,16,600 | | | | | | |
| | | | | | | AP21.209 | Students' Welfare , Sports & Cultural Activities Expenses | | | | |
| | | | | | | AP21.209.001 | [3550] Annual Social /Cultural | | 15,000 | 30,000 | 30,000 |
| | | | | | | AP21.209.006 | [3555] Purchase Of Sports Material & Sport Expenses | | 20,000 | | 20,000 |
| | | | | | | AP21.209.007 | [3556] Co-Curriculum Activity Expenses | | 20,000 | 5,000 | 20,000 |
| | | | | | | AP21.209.009 | [3558] Medical Check Up Expenses | | 5,000 | 100 | 5,000 |
| | | | | | | AP21.209.010 | [3559] Inter Collegiate Competition Expenses/Tejaswini | | 10,000 | 5,000 | 20,000 |
| | | | | | | AP21.209.013 | [3562] Workshops & Seminars Expenses | | 1,00,000 | 23,000 | 1,00,000 |
| | | | | | | AP21.209.024 | [3573] Nss Expenses | 2,140 | 10,000 | 5,000 | 10,000 |
| | | | | | | | AP21.209 TOTAL | 2,140 | 1,80,000 | 68,100 | 2,05,000 |
| | AR21 TOTAL | 50,81,540 | 77,46,675 | 83,94,200 | 91,63,575 | | AP21 TOTAL | 2,40,279 | 12,91,000 | 5,12,400 | 13,87,000 |

| RECEIPTS | | | | | | EXPENDITURE | | | | | |
|----------|-------------|--|------------------------------|--------------------------------------|------------------------------|--------------|--|--|------------------------------|--------------------------------------|------------------------------|
| ALIAS | PARTICULARS | Unaudited Figures For Year 2016 - 2017 | Budget Estimates 2017 - 2018 | Revised Budget Estimates 2017 - 2018 | Budget Estimates 2018 - 2019 | ALIAS | PARTICULARS | Unaudited Figures For Year 2016 - 2017 | Budget Estimates 2017 - 2018 | Revised Budget Estimates 2017 - 2018 | Budget Estimates 2018 - 2019 |
| | | | | | | AP22 | Administrative & General Expenses | | | | |
| | | | | | | AP22.201 | Administrative Expenses | | | | |
| | | | | | | AP22.201.001 | [3601] Advertisement And Pubicity | 54,700 | 1,50,000 | 24,600 | 1,00,000 |
| | | | | | | AP22.201.002 | [3602] Printing | 70,355 | 1,00,000 | 1,00,000 | 1,00,000 |
| | | | | | | AP22.201.003 | [3603] Stationery | 52,713 | 1,50,000 | 1,50,000 | 1,50,000 |
| | | | | | | AP22.201.004 | [3604] Paper For Printing | | | | |
| | | | | | | AP22.201.005 | [3605] Xeroxing Charges | 25,014 | 50,000 | 50,000 | 50,000 |
| | | | | | | AP22.201.006 | [3606] Electricity And Power | | 1,00,000 | 1,00,000 | 1,00,000 |
| | | | | | | AP22.201.007 | [3607] Telephone And Internet Charges | 14,333 | 10,000 | 20,000 | 20,000 |
| | | | | | | AP22.201.008 | [3608] Postage , Telegram & Courier Charges | 6,172 | 20,000 | 10,000 | 10,000 |
| | | | | | | AP22.201.010 | [3610] Professional Charges | | 20,000 | 2,000 | 20,000 |
| | | | | | | AP22.201.011 | [3611] Meeting Expenses | 8,000 | 25,000 | 5,000 | 25,000 |
| | | | | | | AP22.201.012 | [3612] Membership / Subscription Expenses | | 25,000 | 15,000 | 25,000 |
| | | | | | | AP22.201.013 | [3613] Contingency Expenses | | 5,000 | 5,000 | 5,000 |
| | | | | | | AP22.201.014 | [3614] News Paper, Periodicals (Magaziens & Journals) | 6,984 | 15,000 | 15,000 | 15,000 |
| | | | | | | AP22.201.015 | [3615] Uniform To Peons | 295 | 5,000 | | 5,000 |
| | | | | | | AP22.201.016 | [3616] Sanitary Materials | 6,741 | 25,000 | 10,000 | 25,000 |
| | | | | | | AP22.201.017 | [3617] Garden Expenditure | | | | |
| | | | | | | AP22.201.018 | [3618] Staff Welfare Expenses | | 10,000 | 10,000 | 10,000 |
| | | | | | | AP22.201.022 | [3622] Bank Charges | 2,000 | 2,000 | 2,500 | 2,500 |
| | | | | | | AP22.201.023 | [3623] Miscellaneous Expenses | 2,665 | 10,000 | 10,100 | 10,000 |
| | | | | | | AP22.201.024 | [3624] Statutory Audit Charges | 4,600 | 40,000 | 40,000 | 40,000 |
| | | | | | | AP22.201.025 | [3625] Internal Audit Charges | | 40,000 | 40,000 | 40,000 |
| | | | | | | AP22.201.028 | [3628] Outsourcing Account Work | | 5,000 | 10,000 | 25,000 |
| | | | | | | AP22.201.034 | [3634] Lease Line Expenses | | 1,00,000 | 25,000 | 50,000 |
| | | | | | | | AP22.201 TOTAL | 2,54,572 | 9,07,000 | 6,44,200 | 8,27,500 |
| | | | | | | AP22.202 | Travelling And Transportation Expenses | | | | |
| | | | | | | AP22.202.001 | [3645] Ta/Da Expenses Staff | 20,225 | 25,000 | 25,000 | 25,000 |
| | | | | | | AP22.202.004 | [3648] Food Allowance | | 5,000 | | |
| | | | | | | | AP22.202 TOTAL | 20,225 | 30,000 | 25,000 | 25,000 |
| | | | | | | AP22.203 | Insurance & Taxes | | | | |
| | | | | | | AP22.203.002 | [3656] Rates And Taxes | | 10,000 | | |
| | | | | | | AP22.203.003 | [3657] Property Tax | | 1,00,000 | 1,00,000 | 1,00,000 |
| | | | | | | | AP22.203 TOTAL | | 1,10,000 | 1,00,000 | 1,00,000 |
| | | | | | | AP22.204 | Outsource Services | | | | |
| | | | | | | AP22.204.001 | [3665] House Keeping Services | | 5,000 | 5,000 | 5,000 |
| | | | | | | AP22.204.004 | [3668] Water | | 5,000 | 5,000 | 5,000 |

| RECEIPTS | | | | | | EXPENDITURE | | | | | |
|--------------|---|--|------------------------------|--------------------------------------|------------------------------|--------------|---|--|------------------------------|--------------------------------------|------------------------------|
| ALIAS | PARTICULARS | Unaudited Figures For Year 2016 - 2017 | Budget Estimates 2017 - 2018 | Revised Budget Estimates 2017 - 2018 | Budget Estimates 2018 - 2019 | ALIAS | PARTICULARS | Unaudited Figures For Year 2016 - 2017 | Budget Estimates 2017 - 2018 | Revised Budget Estimates 2017 - 2018 | Budget Estimates 2018 - 2019 |
| | | | | | | AP22.204.005 | [3669] Scanning & Data Entry Work | | 5,000 | 5,000 | 5,000 |
| | | | | | | | AP22.204 TOTAL | | 15,000 | 15,000 | 15,000 |
| | | | | | | AP22.205 | Repairs And Maintenance | | | | |
| | | | | | | AP22.205.001 | [3675] Maintenance Of Office Equipments | 7,626 | 50,000 | 10,000 | 50,000 |
| | | | | | | AP22.205.002 | [3676] Maintenance Of Furniture & Fixture | 10,950 | 50,000 | 10,000 | 50,000 |
| | | | | | | AP22.205.004 | [3678] Maintenance Of Hardwares | 5,450 | 1,50,000 | 30,000 | 2,00,000 |
| | | | | | | AP22.205.005 | [3679] Maintenance Of Software | | | 10,000 | 2,00,000 |
| | | | | | | AP22.205.006 | [3680] Maintenance Of AC | 4,200 | 15,000 | 25,000 | 50,000 |
| | | | | | | AP22.205.010 | [3684] Antivirus Software | | 5,000 | 5,000 | 50,000 |
| | | | | | | AP22.205.011 | [3685] Cleaning Material & Services | | | 2,000 | 10,000 |
| | | | | | | AP22.205.012 | [3686] Maintenance Of Building | | 50,000 | 20,000 | 50,000 |
| | | | | | | AP22.205.030 | [3704] Maintenance Of Computer | | 5,000 | 5,000 | 25,000 |
| | | | | | | | AP22.205 TOTAL | 28,226 | 3,25,000 | 1,17,000 | 6,85,000 |
| | | | | | | AP22.206 | Other Expenses | | | | |
| | | | | | | AP22.206.004 | [3713] Hospitality & Sumptuary Expenses | 20,779 | 40,000 | 50,000 | 50,000 |
| | | | | | | AP22.206.009 | [3718] Placement Expenses | 8,537 | 1,00,000 | 35,000 | 25,000 |
| | | | | | | | AP22.206 TOTAL | 29,316 | 1,40,000 | 85,000 | 75,000 |
| | | | | | | AP22.207 | Contribution To Reserve Funds | | | | |
| | | | | | | AP22.207.004 | [3733] Salary Fund | | | | |
| | | | | | | | AP22.207 TOTAL | | | | |
| | | | | | | | AP22 TOTAL | 3,32,339 | 15,27,000 | 9,86,200 | 17,27,500 |
| AR31 | Salary Grants | | | | | AP31 | Staff Payments & Benefits | | | | |
| AR31.201 | State Government- Salary Grants (Non Teaching /Teaching Staff Under Sps) | | | | | | | | | | |
| AR31.201.001 | [0485] Salary Grant | | | | | | | | | | |
| | AR31.201 TOTAL | | | | | | | | | | |
| AR31.203 | SALARY FROM UNIVRSITY FUND | | | | | | | | | | |
| AR31.203.001 | [0510] Salary From University Fund | | | 56,59,200 | 62,65,100 | | | | | | |
| | AR31.203 TOTAL | | | 56,59,200 | 62,65,100 | | | | | | |
| | | | | | | AP31.204 | Unaided Salaries (Teaching Staff) | | | | |
| | | | | | | AP31.204.001 | [3780] Pay & Allowances | | | 56,59,200 | 62,65,100 |
| | | | | | | AP31.204.002 | [3781] Clock Hour Basis / Consolidated | | | | |
| | | | | | | AP31.204.006 | [3785] Visiting Faculty Teaching | 3,38,000 | 10,00,000 | 4,00,000 | 8,00,000 |
| | | | | | | | AP31.204 TOTAL | 3,38,000 | 10,00,000 | 60,59,200 | 70,65,100 |
| | | | | | | AP31.205 | Un Aided Non Teaching | | | | |
| | | | | | | AP31.205.002 | [3801] Clock Hour Basis / Consolidated | | | | |
| | | | | | | AP31.205.008 | [3807] Temp. Non Teaching Staff | 4,04,300 | 5,00,000 | 5,00,000 | 5,00,000 |
| | | | | | | | AP31.205 TOTAL | 4,04,300 | 5,00,000 | 5,00,000 | 5,00,000 |

| RECEIPTS | | | | | | EXPENDITURE | | | | | |
|--------------|--|--|------------------------------|--------------------------------------|------------------------------|--------------|-------------------------------------|--|------------------------------|--------------------------------------|------------------------------|
| ALIAS | PARTICULARS | Unaudited Figures For Year 2016 - 2017 | Budget Estimates 2017 - 2018 | Revised Budget Estimates 2017 - 2018 | Budget Estimates 2018 - 2019 | ALIAS | PARTICULARS | Unaudited Figures For Year 2016 - 2017 | Budget Estimates 2017 - 2018 | Revised Budget Estimates 2017 - 2018 | Budget Estimates 2018 - 2019 |
| | AR31 TOTAL | | | 56,59,200 | 62,65,100 | | AP31 TOTAL | 7,42,300 | 15,00,000 | 65,59,200 | 75,65,100 |
| AR32 | Other Income | | | | | | | | | | |
| AR32.202 | Interest On Saving Accounts | | | | | | | | | | |
| AR32.202.001 | [0520] Interest On Saving Bank Account | 1,50,000 | 2,00,000 | 2,00,000 | 2,00,000 | | | | | | |
| | AR32.202 TOTAL | 1,50,000 | 2,00,000 | 2,00,000 | 2,00,000 | | | | | | |
| AR32.208 | Miscellaneous Receipts | | | | | | | | | | |
| AR32.208.007 | [0566] Grievance Cell Income | | | | | | | | | | |
| AR32.208.008 | [0567] Any Other Income | | | 2,69,700 | | | | | | | |
| | AR32.208 TOTAL | | | 2,69,700 | | | | | | | |
| | AR32 TOTAL | 1,50,000 | 2,00,000 | 4,69,700 | 2,00,000 | | | | | | |
| AR33 | Income From Investments | | | | | | | | | | |
| AR33.202 | Investment From University Fund | | | | | | | | | | |
| AR33.202.007 | [0627] Interest On Term Deposits With Bank | 36,00,000 | 50,00,000 | 2,00,000 | 5,00,000 | | | | | | |
| | AR33.202 TOTAL | 36,00,000 | 50,00,000 | 2,00,000 | 5,00,000 | | | | | | |
| | AR33 TOTAL | 36,00,000 | 50,00,000 | 2,00,000 | 5,00,000 | | | | | | |
| | Sector A TOTAL | 98,13,040 | 1,41,65,425 | 1,59,46,900 | 1,72,98,675 | | Sector A TOTAL | 24,02,658 | 69,58,000 | 91,57,800 | 1,45,79,600 |
| Sector D | Deposits And Advances Budget | | | | | Sector D | Deposits And Advances Budget | | | | |
| DR01 | Students Related Deposits | | | | | DP01 | Students Related Deposits | | | | |
| DR01.301 | Library Deposit | | | | | DP01.301 | Library Deposit | | | | |
| DR01.301.001 | [2105] Receipts Of Deposit | 1,50,000 | 4,65,000 | 1,02,000 | 2,00,000 | DP01.301.001 | [5291] Refund Of Deposit | 1,50,000 | 4,65,000 | 1,02,000 | 2,00,000 |
| | DR01.301 TOTAL | 1,50,000 | 4,65,000 | 1,02,000 | 2,00,000 | | DP01.301 TOTAL | 1,50,000 | 4,65,000 | 1,02,000 | 2,00,000 |
| DR01.302 | Laboratory Deposit | | | | | DP01.302 | Laboratory Deposit | | | | |
| DR01.302.001 | [2110] Receipts Of Deposit | 25,000 | 30,000 | 21,500 | 30,000 | DP01.302.001 | [5295] Refund Of Deposit | 25,000 | 30,000 | 21,500 | 30,000 |
| | DR01.302 TOTAL | 25,000 | 30,000 | 21,500 | 30,000 | | DP01.302 TOTAL | 25,000 | 30,000 | 21,500 | 30,000 |
| DR01.306 | Caution Maoney Deposit | | | | | DP01.306 | Caution Maoney Deposit | | | | |
| DR01.306.001 | [2171] Caution Money Deposit(refund) | 5,400 | 19,500 | 3,300 | 20,000 | DP01.306.001 | [5315] Refund Of Deposit | 5,400 | 19,500 | 3,300 | 20,000 |
| | DR01.306 TOTAL | 5,400 | 19,500 | 3,300 | 20,000 | | DP01.306 TOTAL | 5,400 | 19,500 | 3,300 | 20,000 |
| | DR01 TOTAL | 1,80,400 | 5,14,500 | 1,26,800 | 2,50,000 | | DP01 TOTAL | 1,80,400 | 5,14,500 | 1,26,800 | 2,50,000 |
| | Sector D TOTAL | 1,80,400 | 5,14,500 | 1,26,800 | 2,50,000 | | Sector D TOTAL | 1,80,400 | 5,14,500 | 1,26,800 | 2,50,000 |
| | 0050 Aided Total | 99,93,440 | 1,46,79,925 | 1,60,73,700 | 1,75,48,675 | | 0050 Aided Total | 25,83,058 | 74,72,500 | 92,84,600 | 1,48,29,600 |

0076 - Department of Educational Technology, Juhu, Mumbai (Unaided)

(Old Unaided Code : 1525)

| RECEIPTS | | | | | | EXPENDITURE | | | | | |
|--------------|---|---|------------------------------------|---|------------------------------------|-----------------------|---|---|------------------------------------|---|------------------------------------|
| ALIAS | PARTICULARS | Unaudited Figures For Year 2016 - 2017 | Budget Estimates 2017 - 2018 | Revised Budget Estimates 2017 - 2018 | Budget Estimates 2018 - 2019 | ALIAS | PARTICULARS | Unaudited Figures For Year 2016 - 2017 | Budget Estimates 2017 - 2018 | Revised Budget Estimates 2017 - 2018 | Budget Estimates 2018 - 2019 |
| Sector A | Capital And Revenue Receipt / Expenditure Budget | | | | | Sector A | Capital And Revenue Receipt / Expenditure Budget | | | | |
| AR21 | Fees From Students & Colleges | | | | | AP21 | Academic & Activity Expenses | | | | |
| AR21.202 | Academic Receipts -Institution | | | | | AP21.202 | Activity Expenses | | | | |
| | [6314] Online Course Fee | 1,80,000 | 3,50,000 | 1,30,000 | | AP21.202.076 | [3429] E-Tutor Honararium | 28,000 | 1,50,000 | 50,000 | |
| | [6315] Online Course Fee-Less: Refund | | | | | AP21.202.077 | [3430] Web-Developer's Honararium | 45,000 | | 30,000 | |
| AR21.202.021 | [6316] Net Online Course Fee | 1,80,000 | 3,50,000 | 1,30,000 | | AP21.202.082 | [3435] Online Course li Honorium(Rm) | | | | |
| | | | | | | AP21.202.083 | [3436] Online Pg Diploma Honorium | | | | |
| | | | | | | AP21.202.114 | [3654] Technical Assistance | | 1,20,000 | 15,000 | |
| | AR21.202 TOTAL | 1,80,000 | 3,50,000 | 1,30,000 | | AP21.202 TOTAL | 73,000 | 2,70,000 | 95,000 | | |
| AR21.203 | Activity Fees | | | | | | | | | | |
| AR21.203.081 | [0340] Online Research Methodology | | | | | | | | | | |
| AR21.203.111 | [0370] Online (P.G Diploma) | | | | | | | | | | |
| | AR21.203 TOTAL | | | | | | | | | | |
| | AR21 TOTAL | 1,80,000 | 3,50,000 | 1,30,000 | | AP21 TOTAL | 73,000 | 2,70,000 | 95,000 | | |
| | | | | | | AP22 | Administrative & General Expenses | | | | |
| | | | | | | AP22.201 | Administrative Expenses | | | | |
| | | | | | | AP22.201.002 | [3602] Printing | | 500 | 1,000 | |
| | | | | | | AP22.201.003 | [3603] Stationery | | 500 | 500 | |
| | | | | | | AP22.201.005 | [3605] Xeroxing Charges | | 500 | 1,000 | |
| | | | | | | AP22.201.007 | [3607] Telephone And Internet Charges | 46,656 | 62,000 | 15,000 | |
| | | | | | | AP22.201.008 | [3608] Postage , Telegram & Courier Charges | 90 | 500 | 1,500 | |
| | | | | | | AP22.201.022 | [3622] Bank Charges | | | | |
| | | | | | | AP22.201 TOTAL | 46,746 | 64,000 | 19,000 | | |
| | | | | | | AP22.204 | Outsource Services | | | | |
| | | | | | | AP22.204.007 | [3671] Online Course Platform Management | | 10,000 | 5,000 | |
| | | | | | | AP22.204 TOTAL | 10,000 | 10,000 | 5,000 | | |
| | | | | | | AP22.207 | Contribution To Reserve Funds | | | | |
| | | | | | | AP22.207.004 | [3733] Salary Fund | | | | |
| | | | | | | AP22.207 TOTAL | | | | | |
| | | | | | | AP22 TOTAL | 46,746 | 74,000 | 24,000 | | |
| | Sector A TOTAL | 1,80,000 | 3,50,000 | 1,30,000 | | Sector A TOTAL | 1,19,746 | 3,44,000 | 1,19,000 | | |
| Sector D | Deposits And Advances Budget | | | | | Sector D | Deposits And Advances Budget | | | | |
| DR02 | Deposits From Academic Institutions | | | | | DP02 | Deposits From Academic Institutions | | | | |

| RECEIPTS | | | | | | EXPENDITURE | | | | | |
|--------------|---|---|------------------------------------|---|------------------------------------|-------------------------|---|---|------------------------------------|---|------------------------------------|
| ALIAS | PARTICULARS | Unaudited Figures For Year 2016 - 2017 | Budget Estimates 2017 - 2018 | Revised Budget Estimates 2017 - 2018 | Budget Estimates 2018 - 2019 | ALIAS | PARTICULARS | Unaudited Figures For Year 2016 - 2017 | Budget Estimates 2017 - 2018 | Revised Budget Estimates 2017 - 2018 | Budget Estimates 2018 - 2019 |
| DR02.302 | Deposits From Conducted Colleges | | | | | DP02.302 | Deposits From Conducted Colleges | | | | |
| DR02.302.001 | [2145] Receipts Of Deposit | | | | | DP02.302.001 | [5230] Refund Of Deposit | | | | |
| | DR02.302 TOTAL | | | | | | DP02.302 TOTAL | | | | |
| | DR02 TOTAL | | | | | | DP02 TOTAL | | | | |
| DR08 | Other Advances & Loans | | | | | DP08 | Other Advances & Loans | | | | |
| DR08.301 | Advances To Institutions | | | | | DP08.301 | Advances To Institutions | | | | |
| DR08.301.001 | [2265] Recovery Of Advances Paid | | | | | DP08.301.001 | [6800] Advance Paid | | | | |
| | DR08.301 TOTAL | | | | | | DP08.301 TOTAL | | | | |
| | DR08 TOTAL | | | | | | DP08 TOTAL | | | | |
| | Sector D TOTAL | | | | | | Sector D TOTAL | | | | |
| | 0076 Aided Total | 1,80,000 | 3,50,000 | 1,30,000 | | 0076 Aided Total | | 1,19,746 | 3,44,000 | 1,19,000 | |



0099 - Centre for Distance Education, Juhu, Mumbai (Unaided)

(Old Unaided Code : 1335)

| RECEIPTS | | | | | | EXPENDITURE | | | | | |
|--------------|---|---|------------------------------------|---|------------------------------------|--------------|---|---|------------------------------------|---|------------------------------------|
| ALIAS | PARTICULARS | Unaudited Figures For Year 2016 - 2017 | Budget Estimates 2017 - 2018 | Revised Budget Estimates 2017 - 2018 | Budget Estimates 2018 - 2019 | ALIAS | PARTICULARS | Unaudited Figures For Year 2016 - 2017 | Budget Estimates 2017 - 2018 | Revised Budget Estimates 2017 - 2018 | Budget Estimates 2018 - 2019 |
| Sector A | Capital And Revenue Receipt / Expenditure Budget | | | | | Sector A | Capital And Revenue Receipt / Expenditure Budget | | | | |
| | | | | | | AP03 | Furniture & Fixtures | | | | |
| | | | | | | AP03.101 | Purchase Of Furniture & Fixtures | | | | |
| | | | | | | AP03.101.001 | [3065] Purchase Of Furniture | | 1,00,000 | | 1,00,000 |
| | | | | | | | AP03.101 TOTAL | | 1,00,000 | | 1,00,000 |
| | | | | | | | AP03 TOTAL | | 1,00,000 | | 1,00,000 |
| | | | | | | AP04 | Equipments | | | | |
| | | | | | | AP04.101 | Purchase Of Equipments | | | | |
| | | | | | | AP04.101.003 | [3087] Purchase Of Equipment | 6,000 | | 3,700 | 1,00,000 |
| | | | | | | | AP04.101 TOTAL | 6,000 | | 3,700 | 1,00,000 |
| | | | | | | | AP04 TOTAL | 6,000 | | 3,700 | 1,00,000 |
| | | | | | | AP09 | Hardware & Peripherals | | | | |
| | | | | | | AP09.101 | Development Exp. | | | | |
| | | | | | | AP09.101.001 | [3200] Purchase Of Computer | | | | 1,50,000 |
| | | | | | | | AP09.101 TOTAL | | | | 1,50,000 |
| | | | | | | | AP09 TOTAL | | | | 1,50,000 |
| AR10 | Other Development Receipts | | | | | | | | | | |
| AR10.101 | Development Fees | | | | | | | | | | |
| AR10.101.001 | [0111] Development Fees From Student - Institute Share | 10,99,750 | 16,12,500 | 11,64,000 | 13,93,750 | | | | | | |
| | [0112] Development Fees From Student- University Share | 10,99,750 | 16,12,500 | 11,64,000 | 13,93,750 | | | | | | |
| | [0113] Development Fee | 21,99,500 | 32,25,000 | 23,28,000 | 27,87,500 | | | | | | |
| | AR10.101 TOTAL | 10,99,750 | 16,12,500 | 11,64,000 | 13,93,750 | | | | | | |
| | AR10 TOTAL | 10,99,750 | 16,12,500 | 11,64,000 | 13,93,750 | | | | | | |
| AR21 | Fees From Students & Colleges | | | | | AR21 | Academic & Activity Expenses | | | | |
| AR21.201 | Academic Receipts - University | | | | | AR21.201 | Academic Expenses | | | | |
| AR21.201.025 | [0208] Alumni Fees Net | | 2,25,000 | | | AR21.201.012 | [3336] Forms Expenses | 95,000 | 1,50,000 | 90,800 | 1,50,000 |
| | [6370] Alumni Fee - Gross | 1,75,000 | | 1,52,800 | 1,71,000 | | | | | | |
| | [6371] Less : 100 % Transfer To University | 1,75,000 | | 1,52,800 | 1,71,000 | | | | | | |
| AR21.201.027 | [0210] Centenary Fees Net | | | | | | | | | | |
| | [6372] Centenary Fees - Gross | | | | | | | | | | |
| | [6373] Less :100 % Transfer To Univaersity | | | | | | | | | | |

| RECEIPTS | | | | | | EXPENDITURE | | | | | |
|--------------|--|--|-------------------------------|--------------------------------------|-------------------------------|--------------|---|--|------------------------------|--------------------------------------|------------------------------|
| ALIAS | PARTICULARS | Unaudited Figures For Year 2016 - 2017 | Budget Estimates 2017 - 2018 | Revised Budget Estimates 2017 - 2018 | Budget Estimates 2018 - 2019 | ALIAS | PARTICULARS | Unaudited Figures For Year 2016 - 2017 | Budget Estimates 2017 - 2018 | Revised Budget Estimates 2017 - 2018 | Budget Estimates 2018 - 2019 |
| AR21.201.029 | [0212] Calandar Fee Net [6376] Calender Fees -Gross [6377] Less 100% Transfer To University | 1,44,670 1,44,640 | | | | | | | | | |
| | AR21.201 TOTAL | | 2,25,000 | | | | AP21.201 TOTAL | 95,000 | 1,50,000 | 90,800 | 1,50,000 |
| AR21.202 | Academic Receipts -Institution [0224] Diary Fee - Gross [0225] Diary Fee - Less : 100% Transfer To University | 2,47,000 2,47,000 | | | | AP21.202 | Activity Expenses [3356] Training Programme For Staff | | | | |
| AR21.202.005 | [0226] Diary Fee - Net [0227] E-Suvidha Fee - Gross [0228] E-Suvidha - Less : 100% Transfer To University | 4,78,000 4,78,000 | 6,28,200 6,28,200 | 5,02,000 5,02,000 | 6,43,500 6,43,500 | AP21.202.028 | [3382] Certificates/Diploma Courses Expenses | | 1,00,000 | | |
| AR21.202.006 | [0229] E-Suvidha - Net [0242] Ashwamedh/ Avishkar/ Indradhanushya Fee - Gross [0243] Ashwamedh/ Avishkar/ Indradhanushya Fee -Less : 100% Transfer To University | | | | | AP21.202.070 | [3423] Lesson Writing Expenses | 8,70,000 | 10,00,000 | 8,74,600 | 10,00,000 |
| AR21.202.011 | [0244] Ashwamedh/ Avishkar/ Indradhanushya Fee - Net [0245] Eligibility Fee -Gross [0246] Eligibility Fee -Less : 100% Transfer To University | 2,06,000 2,06,000 | 1,86,250 1,86,250 | 1,86,500 1,86,500 | 1,43,750 1,43,750 | AP21.202.072 | [3425] Student Support Services | 6,69,000 | 5,00,000 | 5,00,000 | 5,00,000 |
| AR21.202.012 | [0247] Eligibility Fee -Net [0248] Enrolment Fee - Gross [0249] Enrolment Fee - Less : 100% Transfer To University | 5,17,000 5,17,000 | 7,27,500 7,27,500 | 5,55,000 5,55,000 | 7,76,250 7,76,250 | | | | | | |
| AR21.202.013 | [0250] Enrolment Fee - Net [0251] Examinations - Gross [0252] Examinations -Less :Transfer To University | 96,54,000 57,92,000 | 89,05,050 53,43,030 | 80,96,000 46,75,000 | 88,91,000 53,34,600 | | | | | | |
| AR21.202.014 | [0253] Examinations Fee- Net AR21.202 TOTAL | 38,62,000 38,62,000 | 35,62,020 35,62,020 | 31,16,000 31,16,000 | 35,56,400 35,56,400 | | AP21.202 TOTAL | 15,39,000 | 16,00,000 | 13,74,600 | 15,00,000 |
| AR21.203 | Activity Fees [0271] Registration Fee | 1,00,29,000 | 1,62,58,000 | 1,11,57,000 | 1,32,73,000 | AP21.203 | Examination Expenses [3470] Printing | 3,83,000 | 2,50,000 | 1,52,200 | 1,80,000 |
| AR21.203.029 | [0288] Activity Fees | 1,11,000 | 1,44,750 | 1,14,500 | 1,44,800 | AP21.203.002 | [3471] Stationery | | 50,000 | | 30,000 |
| AR21.203.031 | [0290] P.G.Dip. In School Counc. | | 1,00,000 | | | AP21.203.003 | [3472] Printing Of Answer Books | 20,000 | 2,50,000 | | 1,50,000 |
| AR21.203.032 | [0291] Certificate Course Fee | 7,000 | 60,000 | 2,06,000 | 2,83,000 | AP21.203.004 | [3473] Printing Of Question Papers | 3,19,000 | 4,00,000 | 1,93,500 | 2,50,000 |
| AR21.203.034 | [0293] M.A.Education | | | | | AP21.203.006 | [3475] Examination Remuneration | 2,75,000 | 3,90,000 | 3,90,000 | 4,30,000 |
| AR21.203.035 | [0294] Cert. Course In Panchayat Raj Institution | | 25,000 | 1,32,000 | 1,50,000 | AP21.203.010 | [3479] Post & Courier Charges | 42,000 | 3,00,000 | 30,000 | 1,50,000 |
| AR21.203.036 | [0295] Contact Lectures | 9,94,000 | 26,44,000 | 17,42,500 | 27,12,450 | AP21.203.013 | [3482] Paper Setting | 1,51,000 | 1,65,000 | 1,46,500 | 1,50,000 |

| RECEIPTS | | | | | | EXPENDITURE | | | | | |
|--------------|--------------------------------|---|------------------------------------|---|------------------------------------|--------------|--|---|------------------------------------|---|------------------------------------|
| ALIAS | PARTICULARS | Unaudited Figures For Year 2016 - 2017 | Budget Estimates 2017 - 2018 | Revised Budget Estimates 2017 - 2018 | Budget Estimates 2018 - 2019 | ALIAS | PARTICULARS | Unaudited Figures For Year 2016 - 2017 | Budget Estimates 2017 - 2018 | Revised Budget Estimates 2017 - 2018 | Budget Estimates 2018 - 2019 |
| AR21.203.088 | [0347] Freeship & Scholarship | 5,54,000 | | 5,00,000 | 6,00,000 | | | | | | |
| | AR21.203 TOTAL | 1,16,95,000 | 1,92,31,750 | 1,38,52,000 | 1,71,63,250 | | AP21.203 TOTAL | 11,90,000 | 18,05,000 | 9,12,200 | 13,40,000 |
| AR21.204 | Examination Fees | | | | | AP21.204 | Refund Of Fees | | | | |
| AR21.204.011 | [0381] Duplicate Marksheet Fee | | | | 20,000 | AP21.204.002 | [3501] Refund Of Other Fees | 40,000 | 76,000 | 94,000 | 1,00,000 |
| AR21.204.012 | [0382] Revaluation Fee | | | 33,300 | 40,000 | | | | | | |
| | AR21.204 TOTAL | | | 33,300 | 60,000 | | AP21.204 TOTAL | 40,000 | 76,000 | 94,000 | 1,00,000 |
| AR21.207 | Other Fee | | | | | | | | | | |
| AR21.207.002 | [0412] Fine/ Miscellaneous Fee | 2,15,000 | 2,04,000 | 2,38,400 | 2,00,000 | | | | | | |
| | AR21.207 TOTAL | 2,15,000 | 2,04,000 | 2,38,400 | 2,00,000 | | | | | | |
| | | | | | | AP21.208 | Library Expenses | | | | |
| | | | | | | AP21.208.004 | [3541] News Paper , Periodicals | | | | 20,000 |
| | | | | | | | AP21.208 TOTAL | | | | 20,000 |
| | | | | | | AP21.209 | Students' Welfare , Sports & Cultural Activities Expenses | | | | |
| | | | | | | AP21.209.013 | [3562] Workshops & Seminars Expenses | | 50,000 | | 50,000 |
| | | | | | | | AP21.209 TOTAL | | 50,000 | | 50,000 |
| | AR21 TOTAL | 1,57,72,000 | 2,32,22,770 | 1,72,39,700 | 2,09,79,650 | | AP21 TOTAL | 28,64,000 | 36,81,000 | 24,71,600 | 31,60,000 |
| | | | | | | AP22 | Administrative & General Expenses | | | | |
| | | | | | | AP22.201 | Administrative Expenses | | | | |
| | | | | | | AP22.201.001 | [3601] Advertisement And Publicity | 32,000 | 2,00,000 | 11,000 | 1,50,000 |
| | | | | | | AP22.201.002 | [3602] Printing | 30,23,000 | 35,00,000 | 33,25,000 | 40,00,000 |
| | | | | | | AP22.201.003 | [3603] Stationery | 62,000 | 1,00,000 | 80,000 | 1,00,000 |
| | | | | | | AP22.201.005 | [3605] Xeroxing Charges | 1,72,000 | 3,05,000 | 2,48,000 | 2,50,000 |
| | | | | | | AP22.201.006 | [3606] Electricity And Power | 1,01,000 | 1,50,000 | 1,14,000 | 1,25,000 |
| | | | | | | AP22.201.007 | [3607] Telephone And Internet Charges | 74,000 | 1,30,000 | 99,700 | 1,25,000 |
| | | | | | | AP22.201.008 | [3608] Postage , Telegram & Courier Charges | 6,09,000 | 7,05,000 | 5,10,800 | 6,50,000 |
| | | | | | | AP22.201.011 | [3611] Meeting Expenses | 34,000 | 75,000 | | 50,000 |
| | | | | | | AP22.201.012 | [3612] Membership / Subscription Expenses | | 15,000 | | 15,000 |
| | | | | | | AP22.201.015 | [3615] Uniform To Peons | | 34,000 | 26,500 | 1,000 |
| | | | | | | AP22.201.016 | [3616] Sanitary Materials | 4,000 | 10,000 | 7,700 | 15,000 |
| | | | | | | AP22.201.018 | [3618] Staff Welfare Expenses | | 10,000 | 5,000 | 10,000 |
| | | | | | | AP22.201.022 | [3622] Bank Charges | 7,000 | 15,000 | 5,200 | 10,000 |
| | | | | | | AP22.201.023 | [3623] Miscellaneous Expenses | 41,000 | 60,000 | 60,000 | 70,000 |
| | | | | | | AP22.201.024 | [3624] Statutory Audit Charges | | 25,000 | 15,000 | 25,000 |
| | | | | | | AP22.201.025 | [3625] Internal Audit Charges | | 15,000 | 15,000 | 15,000 |
| | | | | | | AP22.201.028 | [3628] Outsourcing Account Work | | 25,000 | 20,000 | 25,000 |
| | | | | | | | AP22.201 TOTAL | 41,59,000 | 53,74,000 | 45,42,900 | 56,36,000 |
| | | | | | | AP22.202 | Travelling And Transportation Expenses | | | | |

| RECEIPTS | | | | | | EXPENDITURE | | | | | |
|--------------|--|--|------------------------------|--------------------------------------|------------------------------|--------------|---|--|------------------------------|--------------------------------------|------------------------------|
| ALIAS | PARTICULARS | Unaudited Figures For Year 2016 - 2017 | Budget Estimates 2017 - 2018 | Revised Budget Estimates 2017 - 2018 | Budget Estimates 2018 - 2019 | ALIAS | PARTICULARS | Unaudited Figures For Year 2016 - 2017 | Budget Estimates 2017 - 2018 | Revised Budget Estimates 2017 - 2018 | Budget Estimates 2018 - 2019 |
| | | | | | | AP22.202.001 | [3645] Ta/Da Expenses Staff | 32,000 | 65,000 | 47,500 | 70,000 |
| | | | | | | | AP22.202 TOTAL | 32,000 | 65,000 | 47,500 | 70,000 |
| | | | | | | AP22.204 | Outsource Services | | | | |
| | | | | | | AP22.204.001 | [3665] House Keeping Services | | 15,000 | | 15,000 |
| | | | | | | | AP22.204 TOTAL | | 15,000 | | 15,000 |
| | | | | | | AP22.205 | Repairs And Maintenance | | | | |
| | | | | | | AP22.205.001 | [3675] Maintenance Of Office Equipments | 33,000 | 52,000 | 13,000 | 25,000 |
| | | | | | | AP22.205.002 | [3676] Maintenance Of Furniture & Fixture | 16,000 | 5,00,000 | 23,600 | 5,00,000 |
| | | | | | | AP22.205.003 | [3677] Maintenance Of Electric Installation | 34,000 | 1,50,000 | 10,000 | 1,00,000 |
| | | | | | | AP22.205.004 | [3678] Maintenance Of Hardwares | 39,000 | 1,00,000 | 53,700 | 75,000 |
| | | | | | | AP22.205.012 | [3686] Maintenance Of Building | | 2,50,000 | 3,000 | 2,50,000 |
| | | | | | | AP22.205.030 | [3704] Maintenance Of Computer | | 25,000 | 2,500 | 10,000 |
| | | | | | | | AP22.205 TOTAL | 1,22,000 | 10,77,000 | 1,05,800 | 9,60,000 |
| | | | | | | AP22.206 | Other Expenses | | | | |
| | | | | | | AP22.206.004 | [3713] Hospitality & Sumptuary Expenses | 53,000 | 75,000 | 60,300 | 75,000 |
| | | | | | | AP22.206.015 | [3724] Other Development Expenses | 4,36,000 | 10,00,000 | 9,16,900 | 10,00,000 |
| | | | | | | | AP22.206 TOTAL | 4,89,000 | 10,75,000 | 9,77,200 | 10,75,000 |
| | | | | | | | AP22 TOTAL | 48,02,000 | 76,06,000 | 56,73,400 | 77,56,000 |
| | | | | | | AP31 | Staff Payments & Benefits | | | | |
| | | | | | | AP31.205 | Un Aided Non Teaching | | | | |
| | | | | | | AP31.205.001 | [3793] Pay & Allowances | 1,18,44,000 | 1,63,00,000 | 1,33,45,000 | 1,45,00,000 |
| | | | | | | AP31.205.007 | [3806] Overtime | | 1,10,000 | 20,000 | 1,00,000 |
| | | | | | | AP31.205.008 | [3807] Temp. Non Teaching Staff | 6,98,000 | 13,00,000 | 10,14,600 | 8,00,000 |
| | | | | | | | AP31.205 TOTAL | 1,25,42,000 | 1,77,10,000 | 1,43,79,600 | 1,54,00,000 |
| | | | | | | | AP31 TOTAL | 1,25,42,000 | 1,77,10,000 | 1,43,79,600 | 1,54,00,000 |
| AR32 | Other Income | | | | | | | | | | |
| AR32.202 | Interest On Saving Accounts | | | | | | | | | | |
| AR32.202.001 | [0520] Interest On Saving Bank Account | 1,91,000 | 1,75,000 | 2,04,500 | 2,20,000 | | | | | | |
| | AR32.202 TOTAL | 1,91,000 | 1,75,000 | 2,04,500 | 2,20,000 | | | | | | |
| AR32.208 | Miscellaneous Receipts | | | | | | | | | | |
| AR32.208.008 | [0567] Any Other Income | | 3,00,000 | | 50,000 | | | | | | |
| AR32.208.015 | [0575] Sale Of Scrap | | | 1,31,800 | 1,50,000 | | | | | | |
| AR32.208.022 | [0581] Post & Hand Delivery Charges | 17,25,000 | 24,62,000 | 18,08,500 | 22,93,000 | | | | | | |
| | AR32.208 TOTAL | 17,25,000 | 27,62,000 | 19,40,300 | 24,93,000 | | | | | | |
| | AR32 TOTAL | 19,16,000 | 29,37,000 | 21,44,800 | 27,13,000 | | | | | | |
| AR33 | Income From Investments | | | | | | | | | | |

| RECEIPTS | | | | | | EXPENDITURE | | | | | |
|--------------|--|---|------------------------------------|---|------------------------------------|--------------|--|---|------------------------------------|---|------------------------------------|
| ALIAS | PARTICULARS | Unaudited Figures For Year 2016 - 2017 | Budget Estimates 2017 - 2018 | Revised Budget Estimates 2017 - 2018 | Budget Estimates 2018 - 2019 | ALIAS | PARTICULARS | Unaudited Figures For Year 2016 - 2017 | Budget Estimates 2017 - 2018 | Revised Budget Estimates 2017 - 2018 | Budget Estimates 2018 - 2019 |
| AR33.202 | Investment From University Fund | | | | | | | | | | |
| AR33.202.007 | [0627] Interest On Term Deposits With Bank | 25,00,000 | 20,00,000 | 25,00,000 | 24,50,000 | | | | | | |
| | AR33.202 TOTAL | 25,00,000 | 20,00,000 | 25,00,000 | 24,50,000 | | | | | | |
| | AR33 TOTAL | 25,00,000 | 20,00,000 | 25,00,000 | 24,50,000 | | | | | | |
| | Sector A TOTAL | 2,12,87,750 | 2,97,72,270 | 2,30,48,500 | 2,75,36,400 | | Sector A TOTAL | 2,02,14,000 | 2,90,97,000 | 2,25,28,300 | 2,66,66,000 |
| Sector C | Earmarked And Special Funds Budget | | | | | Sector C | Earmarked And Special Funds Budget | | | | |
| CR04 | Trust Fund | | | | | CP04 | Trust Fund | | | | |
| CR04.201 | Contribution Cpf Recovery | | | | | CP04.203 | Payment Of Cpf Claims | | | | |
| CR04.201.004 | [1708] Contribution From Non-Teaching Un-Aided | 4,85,000 | 5,55,000 | 4,71,800 | 4,24,800 | CP04.203.002 | [5031] Payment Of Claims - Non-Teaching Un-Aided | 4,85,000 | 5,55,000 | 4,71,800 | 4,24,800 |
| | CR04.201 TOTAL | 4,85,000 | 5,55,000 | 4,71,800 | 4,24,800 | | CP04.203 TOTAL | 4,85,000 | 5,55,000 | 4,71,800 | 4,24,800 |
| | CR04 TOTAL | 4,85,000 | 5,55,000 | 4,71,800 | 4,24,800 | | CP04 TOTAL | 4,85,000 | 5,55,000 | 4,71,800 | 4,24,800 |
| | Sector C TOTAL | 4,85,000 | 5,55,000 | 4,71,800 | 4,24,800 | | Sector C TOTAL | 4,85,000 | 5,55,000 | 4,71,800 | 4,24,800 |
| Sector D | Deposits And Advances Budget | | | | | Sector D | Deposits And Advances Budget | | | | |
| DR01 | Students Related Deposits | | | | | DP02 | Deposits From Academic Institutions | | | | |
| DR01.302 | Laboratory Deposit | | | | | DP02.302 | Deposits From Conducted Colleges | | | | |
| DR01.302.001 | [2110] Receipts Of Deposit | | 2,00,000 | | | DP02.302.001 | [5230] Refund Of Deposit | | 2,00,000 | | |
| | DR01.302 TOTAL | | 2,00,000 | | | | DP02.302 TOTAL | | 2,00,000 | | |
| | DR01 TOTAL | | 2,00,000 | | | | DP02 TOTAL | | 2,00,000 | | |
| DR05 | Advances To Employees | | | | | DP05 | Advances To Employees | | | | |
| DR05.301 | Salary | | | | | DP05.301 | Salary | | | | |
| DR05.301.001 | [2211] Recovery Of Advances Paid | 2,70,000 | 3,00,000 | 2,30,000 | 3,00,000 | DP05.301.001 | [5391] Advances Paid | 2,70,000 | | 2,30,000 | 3,00,000 |
| | DR05.301 TOTAL | 2,70,000 | 3,00,000 | 2,30,000 | 3,00,000 | | DP05.301 TOTAL | 2,70,000 | | 2,30,000 | 3,00,000 |
| | DR05 TOTAL | 2,70,000 | 3,00,000 | 2,30,000 | 3,00,000 | | DP05 TOTAL | 2,70,000 | | 2,30,000 | 3,00,000 |
| | | | | | | DP08 | Other Advances & Loans | | | | |

| RECEIPTS | | | | | | EXPENDITURE | | | | | |
|----------|-------------------------|---|------------------------------------|---|------------------------------------|--------------|---------------------------------|---|------------------------------------|---|------------------------------------|
| ALIAS | PARTICULARS | Unaudited Figures For Year 2016 - 2017 | Budget Estimates 2017 - 2018 | Revised Budget Estimates 2017 - 2018 | Budget Estimates 2018 - 2019 | ALIAS | PARTICULARS | Unaudited Figures For Year 2016 - 2017 | Budget Estimates 2017 - 2018 | Revised Budget Estimates 2017 - 2018 | Budget Estimates 2018 - 2019 |
| | | | | | | DP08.301 | Advances To Institutions | | | | |
| | | | | | | DP08.301.001 | [6800] Advance Paid | | 3,00,000 | | |
| | | | | | | | DP08.301 TOTAL | | 3,00,000 | | |
| | | | | | | | DP08 TOTAL | | 3,00,000 | | |
| | Sector D TOTAL | 2,70,000 | 5,00,000 | 2,30,000 | 3,00,000 | | Sector D TOTAL | 2,70,000 | 5,00,000 | 2,30,000 | 3,00,000 |
| | 0099 Aided Total | 2,20,42,750 | 3,08,27,270 | 2,37,50,300 | 2,82,61,200 | | 0099 Aided Total | 2,09,69,000 | 3,01,52,000 | 2,32,30,100 | 2,73,90,800 |



0396 - Department Of Food Science and Nutrition, Juhu (Unaided)

(Old Unaided Code : 1518)

| RECEIPTS | | | | | | EXPENDITURE | | | | | |
|----------|---|---|------------------------------------|---|------------------------------------|--------------|---|---|------------------------------------|---|------------------------------------|
| ALIAS | PARTICULARS | Unaudited Figures For Year 2016 - 2017 | Budget Estimates 2017 - 2018 | Revised Budget Estimates 2017 - 2018 | Budget Estimates 2018 - 2019 | ALIAS | PARTICULARS | Unaudited Figures For Year 2016 - 2017 | Budget Estimates 2017 - 2018 | Revised Budget Estimates 2017 - 2018 | Budget Estimates 2018 - 2019 |
| Sector A | Capital And Revenue Receipt / Expenditure Budget | | | | | Sector A | Capital And Revenue Receipt / Expenditure Budget | | | | |
| | | | | | | AP01 | Land & Building | | | | |
| | | | | | | AP01.102 | Major Repairs & Renovation | | | | |
| | | | | | | AP01.102.006 | [3016] Plumbing Gas Line, Flooring & Painting | 40,000 | 20,000 | 10,000 | 10,000 |
| | | | | | | | AP01.102 TOTAL | 40,000 | 20,000 | 10,000 | 10,000 |
| | | | | | | | AP01 TOTAL | 40,000 | 20,000 | 10,000 | 10,000 |
| | | | | | | AP03 | Furniture & Fixtures | | | | |
| | | | | | | AP03.101 | Purchase Of Furniture & Fixtures | | | | |
| | | | | | | AP03.101.001 | [3065] Purchase Of Furniture | | 10,000 | 5,000 | 15,000 |
| | | | | | | | AP03.101 TOTAL | | 10,000 | 5,000 | 15,000 |
| | | | | | | AP03.102 | Major Repairs To Furniture & Fixtures | | | | |
| | | | | | | AP03.102.001 | [3075] Major Repairs To Furniture & Fixtures | | 10,000 | 5,000 | 10,000 |
| | | | | | | | AP03.102 TOTAL | | 10,000 | 5,000 | 10,000 |
| | | | | | | | AP03 TOTAL | | 20,000 | 10,000 | 25,000 |
| | | | | | | AP04 | Equipments | | | | |
| | | | | | | AP04.101 | Purchase Of Equipments | | | | |
| | | | | | | AP04.101.002 | [3086] Purchase Of Flame Photometer | | | | |
| | | | | | | AP04.101.003 | [3087] Purchase Of Equipment | | | 1,800 | 2,000 |
| | | | | | | AP04.101.011 | [3095] Purchase Of Xerox Machine | | | | |
| | | | | | | AP04.101.031 | [7903] Purchase Of Printer | | 20,000 | | 10,000 |
| | | | | | | AP04.101.032 | [7902] Purchase Of Refrigerators | | | | |
| | | | | | | | AP04.101 TOTAL | | 20,000 | 1,800 | 12,000 |
| | | | | | | AP04.102 | Major Repairs To Equipments | | | | |
| | | | | | | AP04.102.001 | [3120] Repairs To Equipments | | 30,000 | 16,100 | 10,000 |
| | | | | | | | AP04.102 TOTAL | | 30,000 | 16,100 | 10,000 |
| | | | | | | | AP04 TOTAL | | 50,000 | 17,900 | 22,000 |
| | | | | | | AP07 | Books & Journals | | | | |
| | | | | | | AP07.101 | Purchase Of Books & Journals | | | | |
| | | | | | | AP07.101.001 | [3155] Purchase Of Books & Journals | 25,000 | 25,000 | 25,000 | 10,000 |
| | | | | | | | AP07.101 TOTAL | 25,000 | 25,000 | 25,000 | 10,000 |
| | | | | | | AP07.102 | Purchase Of E-Books & Journals | | | | |
| | | | | | | AP07.102.001 | [3165] Database Membership Fees | 10,000 | 10,000 | | 5,000 |

| RECEIPTS | | | | | | EXPENDITURE | | | | | |
|--------------|--|--|------------------------------|--------------------------------------|------------------------------|--------------|---|--|------------------------------|--------------------------------------|------------------------------|
| ALIAS | PARTICULARS | Unaudited Figures For Year 2016 - 2017 | Budget Estimates 2017 - 2018 | Revised Budget Estimates 2017 - 2018 | Budget Estimates 2018 - 2019 | ALIAS | PARTICULARS | Unaudited Figures For Year 2016 - 2017 | Budget Estimates 2017 - 2018 | Revised Budget Estimates 2017 - 2018 | Budget Estimates 2018 - 2019 |
| | | | | | | | AP07.102 TOTAL | 10,000 | 10,000 | | 5,000 |
| | | | | | | | AP07 TOTAL | 35,000 | 35,000 | 25,000 | 15,000 |
| | | | | | | AP09 | Hardware & Peripherals | | | | |
| | | | | | | AP09.101 | Development Exp. | | | | |
| | | | | | | AP09.101.001 | [3200] Purchase Of Computer | | | 40,000 | 20,000 |
| | | | | | | AP09.101.002 | [3201] Purchase Of Hardware | | 10,000 | 5,900 | 5,000 |
| | | | | | | | AP09.101 TOTAL | | 10,000 | 45,900 | 25,000 |
| | | | | | | AP09.102 | Major Upgradation To Hardware | | | | |
| | | | | | | AP09.102.001 | [3211] Computer | | 10,000 | 2,000 | 5,000 |
| | | | | | | | AP09.102 TOTAL | | 10,000 | 2,000 | 5,000 |
| | | | | | | | AP09 TOTAL | | 20,000 | 47,900 | 30,000 |
| AR10 | Other Development Receipts | | | | | | | | | | |
| AR10.101 | Development Fees | | | | | | | | | | |
| AR10.101.001 | [0111] Development Fees From Student - Institute Share | 14,500 | 14,750 | 13,400 | 11,500 | | | | | | |
| | [0112] Development Fees From Student-University Share | 14,500 | 14,750 | 13,400 | 11,500 | | | | | | |
| | [0113] Development Fee | 29,000 | 29,500 | 26,800 | 23,000 | | | | | | |
| | AR10.101 TOTAL | 14,500 | 14,750 | 13,400 | 11,500 | | | | | | |
| | AR10 TOTAL | 14,500 | 14,750 | 13,400 | 11,500 | | | | | | |
| AR21 | Fees From Students & Colleges | | | | | AP21 | Academic & Activity Expenses | | | | |
| AR21.201 | Academic Receipts - University | | | | | AP21.201 | Academic Expenses | | | | |
| AR21.201.025 | [0208] Alumni Fees Net | | | | | AP21.201.002 | [3326] Publications | 45,000 | 10,000 | 4,000 | 8,000 |
| | [6370] Alumni Fee - Gross | 3,500 | 3,900 | 4,300 | 3,800 | AP21.201.003 | [3327] Field Work/Participation | 9,000 | 10,000 | 10,000 | 10,000 |
| | [6371] Less : 100 % Transfer To University | 3,500 | 3,900 | 4,300 | 3,800 | AP21.201.005 | [3329] Laboratory Expenses | 50,000 | 50,000 | 10,000 | 50,000 |
| AR21.201.027 | [0210] Centenary Fees Net | | | | | AP21.201.011 | [3335] Prospectus Expenses | 15,000 | 10,000 | 10,000 | 5,000 |
| | [6372] Centenary Fees - Gross | | | | | AP21.201.012 | [3336] Forms Expenses | 3,000 | 3,000 | | 3,000 |
| | [6373] Less :100 % Transfer To Univaersity | | | | | AP21.201.013 | [3337] Syllabus Expenses | 2,500 | 2,500 | | 2,500 |
| AR21.201.028 | [0211] Subject Association Fee Net | | | | | AP21.201.016 | [3340] Identity Card Expenses | 1,000 | 1,000 | 1,000 | 1,000 |
| | [6374] Subject Association Fees - Gross | 2,900 | 3,000 | 3,600 | 2,300 | | | | | | |
| | [6375] Less : 100 % Transfer To University | 2,900 | 3,000 | 3,000 | 2,300 | | | | | | |
| AR21.201.029 | [0212] Calandar Fee Net | | | | | | | | | | |
| | [6376] Calender Fees -Gross | | | | | | | | | | |
| | [6377] Less 100% Transfer To University | | | | | | | | | | |
| | AR21.201 TOTAL | | | | | | AP21.201 TOTAL | 1,25,500 | 86,500 | 35,000 | 79,500 |
| AR21.202 | Academic Receipts -Institution | | | | | AP21.202 | Activity Expenses | | | | |
| AR21.202.001 | [0220] Admission Fee | 30,800 | 31,270 | 32,400 | 24,400 | AP21.202.001 | [3355] Gymkhana Expenses | 2,800 | 10,000 | 10,000 | 10,000 |

| RECEIPTS | | | | | | EXPENDITURE | | | | | |
|--------------|--|--|------------------------------|--------------------------------------|------------------------------|--------------|--|--|------------------------------|--------------------------------------|------------------------------|
| ALIAS | PARTICULARS | Unaudited Figures For Year 2016 - 2017 | Budget Estimates 2017 - 2018 | Revised Budget Estimates 2017 - 2018 | Budget Estimates 2018 - 2019 | ALIAS | PARTICULARS | Unaudited Figures For Year 2016 - 2017 | Budget Estimates 2017 - 2018 | Revised Budget Estimates 2017 - 2018 | Budget Estimates 2018 - 2019 |
| AR21.202.002 | [0221] Tuition Fee | 14,14,200 | 14,63,000 | 13,28,800 | 10,28,500 | AP21.202.003 | [3357] Computer Training Expenses | 15,000 | 10,000 | | 5,000 |
| AR21.202.003 | [0222] Computer Training Fee | 12,100 | 12,900 | 11,600 | 7,200 | AP21.202.006 | [3360] Computer Lab Expenses | 50,000 | 20,000 | 10,000 | 10,000 |
| AR21.202.004 | [0223] Identity Card Fee | 2,100 | 2,065 | 2,200 | 1,700 | AP21.202.011 | [3365] Educational Tour Expenses | 10,000 | 10,000 | 10,000 | 10,000 |
| | [0224] Diary Fee - Gross | | | | | AP21.202.012 | [3366] Field Visit Expenses | 10,000 | 10,000 | 5,000 | 10,000 |
| | [0225] Diary Fee - Less : 100% Transfer To University | | | | | AP21.202.016 | [3370] Enrichment Activity Expenses | 30,000 | | | |
| AR21.202.005 | [0226] Diary Fee - Net | | | | | AP21.202.018 | [3372] Transcript Charge Expenses | 1,500 | 2,000 | 2,000 | 1,000 |
| | [0227] E-Suvidha Fee - Gross | 1,700 | 2,950 | 2,800 | 2,300 | AP21.202.019 | [3373] Teaching Aid & Accessories Expenses | 1,000 | | | |
| | [0228] E-Suvidha - Less : 100% Transfer To University | 2,900 | 2,950 | 2,800 | 2,300 | AP21.202.020 | [3374] Internship Expenses | 1,000 | 25,000 | 25,000 | 20,000 |
| AR21.202.006 | [0229] E-Suvidha - Net | | | | | AP21.202.021 | [3375] Work Experience Expenses | 10,000 | | | |
| | [0230] Students Welfare Fee - Gross | 4,400 | 4,425 | 4,600 | 3,500 | AP21.202.022 | [3376] Instruction Material Expenses | 500 | 1,000 | 500 | 1,000 |
| | [0231] Students Welfare Fee -Less : Transfer To University | 4,400 | 4,425 | 4,600 | 3,500 | AP21.202.024 | [3378] Project Work Expenses | 50,000 | 30,000 | 20,000 | 20,000 |
| AR21.202.007 | [0232] Students Welfare Fee - Net | | | | | AP21.202.025 | [3379] Assessment Expenses | 500 | 2,000 | 1,000 | 2,000 |
| | [0233] Medical Fee - Gross | 2,100 | 2,065 | 2,200 | 1,700 | AP21.202.029 | [3383] Material For Daily Practices Expenses | 7,200 | 30,000 | 30,600 | 30,000 |
| | [0234] Medical Fee-Less : Transfer To University | 2,100 | 2,065 | 2,200 | 1,700 | AP21.202.038 | [3391] Guest Lecture | 7,500 | 7,500 | 3,000 | 5,000 |
| AR21.202.008 | [0235] Medical Fee - Net | | | | | AP21.202.039 | [3392] Naac Expenses | | | | |
| | [0236] Sports Fee - Gross | 5,300 | 5,900 | 5,500 | 4,600 | AP21.202.119 | [7890] Salary To Research Assistant. | | 3,00,000 | 1,200 | 3,00,000 |
| | [0237] Sports Fee -Less : Transfer To University | 5,800 | 5,900 | 5,500 | 4,600 | | | | | | |
| AR21.202.009 | [0238] Sports Fee - Net | | | | | | | | | | |
| | [0239] Disaster Management Fee - Gross | 600 | 590 | 700 | 500 | | | | | | |
| | [0240] Disaster Management Fee -Less : 100% Transfer To University | 600 | 590 | 700 | 500 | | | | | | |
| AR21.202.010 | [0241] Disaster Management Fee - Net | | | | | | | | | | |
| | [0242] Ashwamedh/ Avishkar/ Indradhanushya Fee - Gross | 1,700 | 1,770 | 1,700 | 1,400 | | | | | | |
| | [0243] Ashwamedh/ Avishkar/ Indradhanushya Fee -Less : 100% Transfer To University | 1,800 | 1,770 | 1,700 | 1,400 | | | | | | |
| AR21.202.011 | [0244] Ashwamedh/ Avishkar/ Indradhanushya Fee - Net | | | | | | | | | | |
| | [0245] Eligibility Fee -Gross | 4,800 | 9,000 | 4,300 | 7,500 | | | | | | |
| | [0246] Eligibility Fee -Less : 100% Transfer To University | 7,300 | 9,000 | 4,300 | 7,500 | | | | | | |
| AR21.202.012 | [0247] Eligibility Fee -Net | | | | | | | | | | |
| | [0248] Enrolment Fee - Gross | 9,800 | 9,000 | 9,300 | 7,500 | | | | | | |
| | [0249] Enrolment Fee - Less : 100% Transfer To University | 10,300 | 9,000 | 9,300 | 7,500 | | | | | | |
| AR21.202.013 | [0250] Enrolment Fee - Net | | | | | | | | | | |

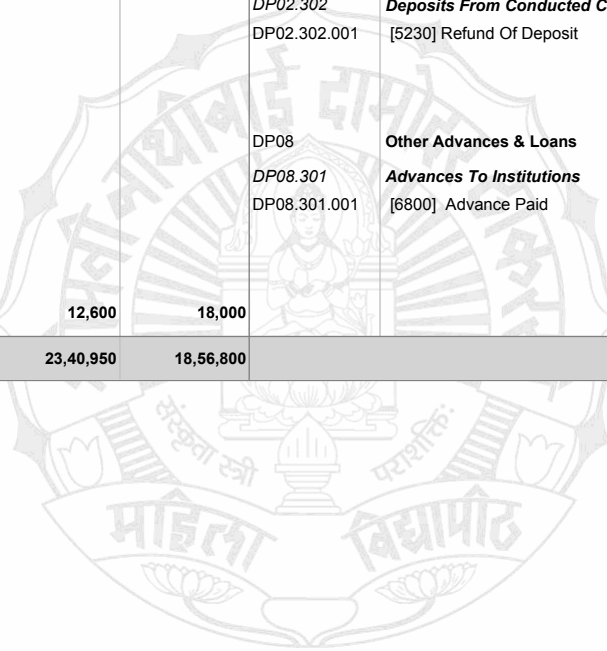
| RECEIPTS | | | | | | EXPENDITURE | | | | | |
|--------------|---|--|------------------------------|--------------------------------------|------------------------------|--------------|-------------------------------|--|------------------------------|--------------------------------------|------------------------------|
| ALIAS | PARTICULARS | Unaudited Figures For Year 2016 - 2017 | Budget Estimates 2017 - 2018 | Revised Budget Estimates 2017 - 2018 | Budget Estimates 2018 - 2019 | ALIAS | PARTICULARS | Unaudited Figures For Year 2016 - 2017 | Budget Estimates 2017 - 2018 | Revised Budget Estimates 2017 - 2018 | Budget Estimates 2018 - 2019 |
| AR21.202.014 | [0251] Examinations - Gross | 97,600 | 1,28,800 | 1,31,800 | 92,800 | | | | | | |
| | [0252] Examinations -Less :Transfer To University | 1,02,800 | 1,28,800 | 1,35,400 | 92,800 | | | | | | |
| | [0253] Examinations Fee- Net | | | | | | | | | | |
| AR21.202.015 | [0254] Practical Examination Fees - Gross | 29,000 | 54,200 | 48,500 | 39,400 | | | | | | |
| | [6300] Practical Examinations Fee-Less : Transfer To University | 52,600 | 54,200 | 52,000 | 39,400 | | | | | | |
| | [6301] Practical Examinations Fee - Net | | | | | | | | | | |
| AR21.202.017 | [6304] Convocation Fee - Gross | 18,800 | 17,550 | 19,300 | 17,100 | | | | | | |
| | [6305] Convocation Fee -Less : 100% Transfer To University | 18,500 | 17,550 | 14,400 | 19,300 | | | | | | |
| | [6306] Convocation Fee - Net | | | | | | | | | | |
| AR21.202.018 | [6307] Library Fee - Gross | 56,000 | 59,000 | 54,600 | 46,000 | | | | | | |
| | [6308] Library Fee -Less : 100% Transfer To University Library | 58,000 | 59,000 | 54,600 | 46,000 | | | | | | |
| | [6309] Library Fee - Net | | | | | | | | | | |
| AR21.202.019 | [6310] College Library Fee - Gross | 61,000 | 54,000 | 55,500 | 45,000 | | | | | | |
| | [6311] College Library Fee - Less : 100% Transfer To University Library | 61,000 | 54,000 | 55,500 | 45,000 | | | | | | |
| | [6312] College Library Fee - - Net | | | | | | | | | | |
| AR21.202.023 | [6318] Passing Certificate Fee - Gross | 5,700 | 3,450 | 6,400 | 4,500 | | | | | | |
| | [6319] Passing Certificate Fee -Less : 100% Transfer To University | 2,600 | 3,450 | 5,300 | 6,400 | | | | | | |
| | [6320] Passing Certificate Fee | | | | | | | | | | |
| AR21.202.024 | [6321] Dissertation Fee - Gross | 4,500 | 5,750 | 5,000 | 4,000 | | | | | | |
| | [6322] Dissertation Fee -Less : 100% Transfer To University | 4,250 | 5,750 | 9,300 | 4,000 | | | | | | |
| | [6323] Dissertation Fee - Net | | | | | | | | | | |
| | AR21.202 TOTAL | 14,59,200 | 15,09,235 | 13,75,000 | 10,61,800 | | AP21.202 TOTAL | 1,97,000 | 4,57,500 | 1,18,300 | 4,24,000 |
| AR21.203 | Activity Fees | | | | | AP21.203 | Examination Expenses | | | | |
| AR21.203.001 | [0260] Gymkhana Fee | 28,000 | 29,500 | 27,550 | 23,000 | AP21.203.010 | [3479] Post & Courier Charges | 1,000 | 1,000 | 200 | 3,000 |
| AR21.203.002 | [0261] Laboratory Fee | 7,40,000 | 7,65,000 | 6,88,600 | 5,52,000 | AP21.203.025 | [3494] Viva Voce | 1,500 | 1,500 | 500 | 4,000 |
| AR21.203.004 | [0263] Internship Fee | | | | | | | | | | |
| AR21.203.005 | [0264] Placement Fee | 12,500 | 14,500 | 17,300 | 15,500 | | | | | | |
| AR21.203.039 | [0298] Phd Lab Fee | | | | | | | | | | |
| AR21.203.043 | [0302] University Insurance Fees | | | 1,400 | 1,100 | | | | | | |
| AR21.203.045 | [0304] Syllabus Fees | | | | | | | | | | |
| AR21.203.052 | [0311] Seminar & Workshop Fees | | | | | | | | | | |
| AR21.203.056 | [0315] Computer Fees | 1,13,500 | 1,11,300 | 1,09,600 | 93,300 | | | | | | |
| AR21.203.071 | [0330] Enrichment Activity Fees | | | | | | | | | | |
| AR21.203.091 | [0350] Annual Social Activity | | | | | | | | | | |

| RECEIPTS | | | | | | EXPENDITURE | | | | | |
|--------------|-----------------------------------|---|------------------------------------|---|------------------------------------|--------------|--|---|------------------------------------|---|------------------------------------|
| ALIAS | PARTICULARS | Unaudited Figures For Year 2016 - 2017 | Budget Estimates 2017 - 2018 | Revised Budget Estimates 2017 - 2018 | Budget Estimates 2018 - 2019 | ALIAS | PARTICULARS | Unaudited Figures For Year 2016 - 2017 | Budget Estimates 2017 - 2018 | Revised Budget Estimates 2017 - 2018 | Budget Estimates 2018 - 2019 |
| AR21.203.092 | [0351] Reserarch & Teaching Aid | | | | | | | | | | |
| | AR21.203 TOTAL | 8,94,000 | 9,20,300 | 8,44,450 | 6,84,900 | | AP21.203 TOTAL | 2,500 | 2,500 | 700 | 7,000 |
| | | | | | | AP21.206 | Seminars & Conferences | | | | |
| | | | | | | AP21.206.001 | [3515] Seminar Publication | 25,000 | | 6,000 | 10,000 |
| | | | | | | AP21.206.003 | [3517] Study Tours | 5,000 | 5,000 | | 5,000 |
| | | | | | | AP21.206.009 | [3523] Other Expenses - Seminar & Conferences | | | 1,00,800 | 5,000 |
| | | | | | | | AP21.206 TOTAL | 30,000 | 5,000 | 1,06,800 | 20,000 |
| AR21.207 | Other Fee | | | | | AP21.207 | Materials, Consumables, Stores & Chemicals | | | | |
| AR21.207.002 | [0412] Fine/ Miscellaneous Fee | 9,000 | 8,850 | 9,200 | 6,900 | AP21.207.001 | [3530] Materials | 30,000 | 25,000 | 10,000 | 15,000 |
| AR21.207.003 | [0413] Magazine Fee | 2,900 | 3,560 | 3,400 | 1,800 | AP21.207.002 | [3531] Consumables Expenses | 35,000 | 35,000 | | 35,000 |
| AR21.207.004 | [0414] Co Curricular Fee | 22,800 | 24,700 | 21,200 | 16,400 | AP21.207.003 | [3532] Chemical & Glassware Expenses | 19,700 | 40,000 | 62,300 | 50,000 |
| AR21.207.009 | [0419] Transcript Charge (Income) | 15,800 | 15,000 | 14,300 | 15,000 | | | | | | |
| AR21.207.014 | [0424] Other Fees / Other Income | 600 | 4,000 | 5,700 | 5,500 | | | | | | |
| AR21.207.016 | [0426] Admission Processing Fees | 15,400 | 15,000 | 30,200 | 20,000 | | | | | | |
| | AR21.207 TOTAL | 66,500 | 71,110 | 84,000 | 65,600 | | AP21.207 TOTAL | 84,700 | 1,00,000 | 72,300 | 1,00,000 |
| | | | | | | AP21.209 | Students' Welfare , Sports & Cultural Activities Expenses | | | | |
| | | | | | | AP21.209.007 | [3556] Co-Curriculum Activity Expenses | 500 | 500 | | 500 |
| | | | | | | | AP21.209 TOTAL | 500 | 500 | | 500 |
| | AR21 TOTAL | 24,19,700 | 25,00,645 | 23,03,450 | 18,12,300 | | AP21 TOTAL | 4,40,200 | 6,52,000 | 3,33,100 | 6,31,000 |
| | | | | | | AP22 | Administrative & General Expenses | | | | |
| | | | | | | AP22.201 | Administrative Expenses | | | | |
| | | | | | | AP22.201.001 | [3601] Advertisement And Publicity | 20,000 | 5,000 | 5,000 | 5,000 |
| | | | | | | AP22.201.002 | [3602] Printing | 500 | 5,000 | 4,300 | 5,000 |
| | | | | | | AP22.201.003 | [3603] Stationery | 500 | 10,000 | 3,000 | 5,000 |
| | | | | | | AP22.201.005 | [3605] Xeroxing Charges | 100 | 10,000 | 3,400 | 5,000 |
| | | | | | | AP22.201.006 | [3606] Electricity And Power | 70,600 | 1,00,000 | 73,200 | 80,000 |
| | | | | | | AP22.201.007 | [3607] Telephone And Internet Charges | 6,400 | 18,000 | 8,000 | 10,000 |
| | | | | | | AP22.201.008 | [3608] Postage , Telegram & Courier Charges | 100 | 1,000 | | 1,000 |
| | | | | | | AP22.201.011 | [3611] Meeting Expenses | 1,000 | 1,000 | 1,000 | 2,000 |
| | | | | | | AP22.201.013 | [3613] Contingency Expenses | 3,000 | 3,000 | 1,000 | 3,000 |
| | | | | | | AP22.201.016 | [3616] Sanitary Materials | 3,000 | 3,000 | 1,300 | 3,000 |
| | | | | | | AP22.201.020 | [3620] Labour Charges | 2,000 | 2,000 | | 2,000 |
| | | | | | | AP22.201.021 | [3621] Pest Control | 10,000 | 10,000 | | 5,000 |
| | | | | | | AP22.201.022 | [3622] Bank Charges | 1,000 | 1,000 | 500 | 1,000 |
| | | | | | | AP22.201.023 | [3623] Miscellaneous Expenses | 6,000 | 10,000 | 3,000 | 5,000 |
| | | | | | | AP22.201.024 | [3624] Statutory Audit Charges | 8,000 | 8,000 | 5,000 | 5,000 |

| RECEIPTS | | | | | | EXPENDITURE | | | | | |
|----------|-------------|--|------------------------------|--------------------------------------|------------------------------|--------------|---|--|------------------------------|--------------------------------------|------------------------------|
| ALIAS | PARTICULARS | Unaudited Figures For Year 2016 - 2017 | Budget Estimates 2017 - 2018 | Revised Budget Estimates 2017 - 2018 | Budget Estimates 2018 - 2019 | ALIAS | PARTICULARS | Unaudited Figures For Year 2016 - 2017 | Budget Estimates 2017 - 2018 | Revised Budget Estimates 2017 - 2018 | Budget Estimates 2018 - 2019 |
| | | | | | | AP22.201.025 | [3625] Internal Audit Charges | 10,000 | 10,000 | 5,000 | 5,000 |
| | | | | | | AP22.201.026 | [3626] Accounts Streamlining Charges | | 3,000 | | |
| | | | | | | AP22.201.028 | [3628] Outsourcing Account Work | 5,000 | | | 5,000 |
| | | | | | | AP22.201.029 | [3629] Seminar & Workshop Expenses | | | | |
| | | | | | | | AP22.201 TOTAL | 1,47,200 | 2,00,000 | 1,13,700 | 1,47,000 |
| | | | | | | AP22.202 | Travelling And Transportation Expenses | | | | |
| | | | | | | AP22.202.001 | [3645] Ta/Da Expenses Staff | 700 | 4,000 | 5,700 | 4,000 |
| | | | | | | AP22.202.002 | [3646] Ta/Da Expenses Meeting | 3,000 | 3,000 | 8,700 | 5,000 |
| | | | | | | AP22.202.003 | [3647] Vehicle Hire Charges | 8,000 | 8,000 | | 5,000 |
| | | | | | | AP22.202.004 | [3648] Food Allowance | 1,000 | 1,000 | 2,000 | 1,000 |
| | | | | | | | AP22.202 TOTAL | 12,700 | 16,000 | 16,400 | 15,000 |
| | | | | | | AP22.203 | Insurance & Taxes | | | | |
| | | | | | | AP22.203.001 | [3655] Insurance | 8,000 | 8,000 | | 5,000 |
| | | | | | | | AP22.203 TOTAL | 8,000 | 8,000 | | 5,000 |
| | | | | | | AP22.204 | Outsource Services | | | | |
| | | | | | | AP22.204.001 | [3665] House Keeping Services | | 5,000 | | 5,000 |
| | | | | | | AP22.204.003 | [3667] Gas | 25,000 | 20,000 | 20,000 | 10,000 |
| | | | | | | AP22.204.005 | [3669] Scanning & Data Entry Work | 4,000 | 4,000 | | 4,000 |
| | | | | | | | AP22.204 TOTAL | 29,000 | 29,000 | 20,000 | 19,000 |
| | | | | | | AP22.205 | Repairs And Maintenance | | | | |
| | | | | | | AP22.205.001 | [3675] Maintenance Of Office Equipments | 10,000 | 8,000 | 5,400 | 6,000 |
| | | | | | | AP22.205.002 | [3676] Maintenance Of Furniture & Fixture | 5,000 | 5,000 | 3,900 | 5,000 |
| | | | | | | AP22.205.003 | [3677] Maintenance Of Electric Installation | | | 4,200 | 5,000 |
| | | | | | | AP22.205.004 | [3678] Maintenance Of Hardwares | 700 | 5,000 | 1,000 | 5,000 |
| | | | | | | AP22.205.005 | [3679] Maintenance Of Software | 1,200 | 5,000 | 3,000 | 5,000 |
| | | | | | | AP22.205.006 | [3680] Maintenance Of AC | 5,000 | 5,000 | 8,900 | 8,000 |
| | | | | | | AP22.205.009 | [3683] Network Maintenance | | 6,000 | | |
| | | | | | | AP22.205.010 | [3684] Antivirus Software | 2,100 | 5,000 | 3,000 | 3,000 |
| | | | | | | AP22.205.011 | [3685] Cleaning Material & Services | 3,500 | 3,500 | 3,000 | 5,000 |
| | | | | | | AP22.205.016 | [3690] Maintenance Of Fire Systems | 8,000 | 8,000 | | 5,000 |
| | | | | | | AP22.205.019 | [3693] Maintenance Of Tools & Plants | 2,000 | 2,000 | | 2,000 |
| | | | | | | AP22.205.024 | [3698] Repairs Of Vehicles | | | | |
| | | | | | | AP22.205.025 | [3699] Vehicle Fuel Charges | | | | |
| | | | | | | AP22.205.026 | [3700] Emergency & Unforeseen Repairs | 5,000 | 5,000 | | 5,000 |
| | | | | | | AP22.205.030 | [3704] Maintenance Of Computer | 1,500 | 5,000 | | 5,000 |
| | | | | | | | AP22.205 TOTAL | 44,000 | 62,500 | 32,400 | 59,000 |
| | | | | | | AP22.206 | Other Expenses | | | | |
| | | | | | | AP22.206.004 | [3713] Hospitality & Sumptuary Expenses | | | | 5,000 |
| | | | | | | | AP22.206 TOTAL | | | | 5,000 |

| RECEIPTS | | | | | | EXPENDITURE | | | | | |
|--------------|---|---|------------------------------------|---|------------------------------------|--------------|--|---|------------------------------------|---|------------------------------------|
| ALIAS | PARTICULARS | Unaudited Figures For Year 2016 - 2017 | Budget Estimates 2017 - 2018 | Revised Budget Estimates 2017 - 2018 | Budget Estimates 2018 - 2019 | ALIAS | PARTICULARS | Unaudited Figures For Year 2016 - 2017 | Budget Estimates 2017 - 2018 | Revised Budget Estimates 2017 - 2018 | Budget Estimates 2018 - 2019 |
| | | | | | | AP22.207 | Contribution To Reserve Funds | | | | |
| | | | | | | AP22.207.004 | [3733] Salary Fund | | | | |
| | | | | | | | AP22.207 TOTAL | | | | |
| | | | | | | | AP22 TOTAL | 2,40,900 | 3,15,500 | 1,82,500 | 2,50,000 |
| | | | | | | AP31 | Staff Payments & Benefits | | | | |
| | | | | | | AP31.204 | Unaided Salaries (Teaching Staff) | | | | |
| | | | | | | AP31.204.002 | [3781] Clock Hour Basis / Consolidated | | | 3,600 | 5,000 |
| | | | | | | AP31.204.006 | [3785] Visiting Faculty Teaching | 3,58,700 | 7,00,000 | 4,11,700 | 4,00,000 |
| | | | | | | AP31.204.014 | [5801] PG-CCG-SAN_T_UA | | 1,80,000 | | |
| | | | | | | | AP31.204 TOTAL | 3,58,700 | 8,80,000 | 4,15,300 | 4,05,000 |
| | | | | | | AP31.205 | Un Aided Non Teaching | | | | |
| | | | | | | AP31.205.002 | [3801] Clock Hour Basis / Consolidated | | | | |
| | | | | | | AP31.205.007 | [3806] Overtime | 32,400 | 20,000 | 15,700 | 20,000 |
| | | | | | | AP31.205.008 | [3807] Temp. Non Teaching Staff | 73,200 | 5,00,000 | 2,84,000 | 4,00,000 |
| | | | | | | | AP31.205 TOTAL | 1,05,600 | 5,20,000 | 2,99,700 | 4,20,000 |
| | | | | | | | AP31 TOTAL | 4,64,300 | 14,00,000 | 7,15,000 | 8,25,000 |
| AR32 | Other Income | | | | | | | | | | |
| AR32.208 | Miscellaneous Receipts | | | | | | | | | | |
| AR32.208.008 | [0567] Any Other Income | 3,63,600 | 20,000 | 11,500 | 15,000 | | | | | | |
| | AR32.208 TOTAL | 3,63,600 | 20,000 | 11,500 | 15,000 | | | | | | |
| | AR32 TOTAL | 3,63,600 | 20,000 | 11,500 | 15,000 | | | | | | |
| AR33 | Income From Investments | | | | | | | | | | |
| AR33.202 | Investment From University Fund | | | | | | | | | | |
| AR33.202.007 | [0627] Interest On Term Deposits With Bank | | | | | | | | | | |
| | AR33.202 TOTAL | | | | | | | | | | |
| | AR33 TOTAL | | | | | | | | | | |
| AR34 | Sale Of Publications | | | | | | | | | | |
| AR34.203 | Sale Of Prospectus & Admission Forms | | | | | | | | | | |
| AR34.203.001 | [0645] Sale Of Prospectus & Admission Forms | | | | | | | | | | |
| | AR34.203 TOTAL | | | | | | | | | | |
| | AR34 TOTAL | | | | | | | | | | |
| | Sector A TOTAL | 27,97,800 | 25,35,395 | 23,28,350 | 18,38,800 | | Sector A TOTAL | 12,20,400 | 25,12,500 | 13,41,400 | 18,08,000 |
| Sector D | Deposits And Advances Budget | | | | | Sector D | Deposits And Advances Budget | | | | |

| RECEIPTS | | | | | | EXPENDITURE | | | | | |
|--------------|--|--|------------------------------|--------------------------------------|------------------------------|--------------|--|--|------------------------------|--------------------------------------|------------------------------|
| ALIAS | PARTICULARS | Unaudited Figures For Year 2016 - 2017 | Budget Estimates 2017 - 2018 | Revised Budget Estimates 2017 - 2018 | Budget Estimates 2018 - 2019 | ALIAS | PARTICULARS | Unaudited Figures For Year 2016 - 2017 | Budget Estimates 2017 - 2018 | Revised Budget Estimates 2017 - 2018 | Budget Estimates 2018 - 2019 |
| DR01 | Students Related Deposits | | | | | DP01 | Students Related Deposits | | | | |
| DR01.302 | Laboratory Deposit | | | | | DP01.302 | Laboratory Deposit | | | | |
| DR01.302.001 | [2110] Receipts Of Deposit | 11,500 | 10,000 | 10,500 | 15,000 | DP01.302.001 | [5295] Refund Of Deposit | 11,500 | 10,000 | 10,500 | 15,000 |
| | DR01.302 TOTAL | 11,500 | 10,000 | 10,500 | 15,000 | | DP01.302 TOTAL | 11,500 | 10,000 | 10,500 | 15,000 |
| DR01.306 | Caution Maoney Deposit | | | | | DP01.306 | Caution Maoney Deposit | | | | |
| DR01.306.001 | [2171] Caution Money Deposit(refund) | 2,200 | 2,000 | 2,100 | 3,000 | DP01.306.001 | [5320] Refund Of Deposit | 2,200 | 2,000 | 2,100 | 3,000 |
| | DR01.306 TOTAL | 2,200 | 2,000 | 2,100 | 3,000 | | DP01.306 TOTAL | 2,200 | 2,000 | 2,100 | 3,000 |
| | DR01 TOTAL | 13,700 | 12,000 | 12,600 | 18,000 | | DP01 TOTAL | 13,700 | 12,000 | 12,600 | 18,000 |
| DR02 | Deposits From Academic Institutions | | | | | DP02 | Deposits From Academic Institutions | | | | |
| DR02.302 | Deposits From Conducted Colleges | | | | | DP02.302 | Deposits From Conducted Colleges | | | | |
| DR02.302.001 | [2145] Receipts Of Deposit | | | | | DP02.302.001 | [5230] Refund Of Deposit | | | | |
| | DR02.302 TOTAL | | | | | | DP02.302 TOTAL | | | | |
| | DR02 TOTAL | | | | | | DP02 TOTAL | | | | |
| DR08 | Other Advances & Loans | | | | | DP08 | Other Advances & Loans | | | | |
| DR08.301 | Advances To Institutions | | | | | DP08.301 | Advances To Institutions | | | | |
| DR08.301.001 | [2265] Recovery Of Advances Paid | | | | | DP08.301.001 | [6800] Advance Paid | | | | |
| | DR08.301 TOTAL | | | | | | DP08.301 TOTAL | | | | |
| | DR08 TOTAL | | | | | | DP08 TOTAL | | | | |
| | Sector D TOTAL | 13,700 | 12,000 | 12,600 | 18,000 | | Sector D TOTAL | 13,700 | 12,000 | 12,600 | 18,000 |
| | 0396 Aided Total | 28,11,500 | 25,47,395 | 23,40,950 | 18,56,800 | | 0396 Aided Total | 12,34,100 | 25,24,500 | 13,54,000 | 18,26,000 |



0398 - Department Of Human Development, Juhu (Unaided)

(Old Unaided Code : 1519)

| RECEIPTS | | | | | | EXPENDITURE | | | | | |
|----------|---|---|------------------------------------|---|------------------------------------|--------------|---|---|------------------------------------|---|------------------------------------|
| ALIAS | PARTICULARS | Unaudited Figures For Year 2016 - 2017 | Budget Estimates 2017 - 2018 | Revised Budget Estimates 2017 - 2018 | Budget Estimates 2018 - 2019 | ALIAS | PARTICULARS | Unaudited Figures For Year 2016 - 2017 | Budget Estimates 2017 - 2018 | Revised Budget Estimates 2017 - 2018 | Budget Estimates 2018 - 2019 |
| Sector A | Capital And Revenue Receipt / Expenditure Budget | | | | | Sector A | Capital And Revenue Receipt / Expenditure Budget | | | | |
| | | | | | | AP03 | Furniture & Fixtures | | | | |
| | | | | | | AP03.101 | Purchase Of Furniture & Fixtures | | | | |
| | | | | | | AP03.101.002 | [3056] Purchase Of Chairs & Boards | | | | 30,000 |
| | | | | | | AP03.101.003 | [3057] Purchase Of Tables | | | | 10,000 |
| | | | | | | | AP03.101 TOTAL | | | | 40,000 |
| | | | | | | AP03.102 | Major Repairs To Furniture & Fixtures | | | | |
| | | | | | | AP03.102.001 | [3075] Major Repairs To Furniture & Fixtures | | 15,000 | 10,000 | 15,000 |
| | | | | | | | AP03.102 TOTAL | | 15,000 | 10,000 | 15,000 |
| | | | | | | | AP03 TOTAL | | 15,000 | 10,000 | 55,000 |
| | | | | | | AP05 | Electrical Installation Work | | | | |
| | | | | | | AP05.101 | New Electrical Installation | | | | |
| | | | | | | AP05.101.002 | [3126] New Electrical Installation | | 4,000 | 4,000 | 4,000 |
| | | | | | | | AP05.101 TOTAL | | 4,000 | 4,000 | 4,000 |
| | | | | | | AP05.102 | Major Repairs To Electrical Installation | | | | |
| | | | | | | AP05.102.002 | [3132] Major Repairs To Electrical Installation | 2,000 | 4,000 | 4,000 | 4,000 |
| | | | | | | | AP05.102 TOTAL | 2,000 | 4,000 | 4,000 | 4,000 |
| | | | | | | | AP05 TOTAL | 2,000 | 8,000 | 8,000 | 8,000 |
| | | | | | | AP07 | Books & Journals | | | | |
| | | | | | | AP07.101 | Purchase Of Books & Journals | | | | |
| | | | | | | AP07.101.001 | [3155] Purchase Of Books & Journals | 5,000 | 10,000 | 5,000 | 10,000 |
| | | | | | | | AP07.101 TOTAL | 5,000 | 10,000 | 5,000 | 10,000 |
| | | | | | | AP07.102 | Purchase Of E-Books & Journals | | | | |
| | | | | | | AP07.102.002 | [3166] Purchase Of E-Books & Journals | 2,000 | 7,000 | 5,000 | 7,000 |
| | | | | | | | AP07.102 TOTAL | 2,000 | 7,000 | 5,000 | 7,000 |
| | | | | | | | AP07 TOTAL | 7,000 | 17,000 | 10,000 | 17,000 |
| | | | | | | AP08 | Software & Development | | | | |
| | | | | | | AP08.102 | Software Development | | | | |
| | | | | | | AP08.102.001 | [3185] Software Development (AP08.102) | | | | 10,000 |
| | | | | | | | AP08.102 TOTAL | | | | 10,000 |
| | | | | | | AP08.103 | Upgradation Of Software | | | | |
| | | | | | | AP08.103.004 | [3193] Upgradation Of Software | | | | |
| | | | | | | | AP08.103 TOTAL | | | | |

| RECEIPTS | | | | | | EXPENDITURE | | | | | |
|--------------|--|--|------------------------------|--------------------------------------|------------------------------|--------------|---|--|------------------------------|--------------------------------------|------------------------------|
| ALIAS | PARTICULARS | Unaudited Figures For Year 2016 - 2017 | Budget Estimates 2017 - 2018 | Revised Budget Estimates 2017 - 2018 | Budget Estimates 2018 - 2019 | ALIAS | PARTICULARS | Unaudited Figures For Year 2016 - 2017 | Budget Estimates 2017 - 2018 | Revised Budget Estimates 2017 - 2018 | Budget Estimates 2018 - 2019 |
| | | | | | | | AP08 TOTAL | | | | 10,000 |
| | | | | | | AP09 | Hardware & Peripherals | | | | |
| | | | | | | AP09.101 | Development Exp. | | | | |
| | | | | | | AP09.101.002 | [3201] Purchase Of Hardware | 2,000 | 10,000 | 5,000 | 10,000 |
| | | | | | | | AP09.101 TOTAL | 2,000 | 10,000 | 5,000 | 10,000 |
| | | | | | | AP09.102 | Major Upgradation To Hardware | | | | |
| | | | | | | AP09.102.001 | [3211] Computer | | 3,000 | 3,000 | 3,000 |
| | | | | | | | AP09.102 TOTAL | | 3,000 | 3,000 | 3,000 |
| | | | | | | | AP09 TOTAL | 2,000 | 13,000 | 8,000 | 13,000 |
| AR10 | Other Development Receipts | | | | | | | | | | |
| AR10.101 | Development Fees | | | | | | | | | | |
| AR10.101.001 | [0111] Development Fees From Student - Institute Share | 9,000 | 15,000 | 6,500 | 6,500 | | | | | | |
| | [0112] Development Fees From Student-University Share | 9,000 | 15,000 | 6,500 | 6,500 | | | | | | |
| | [0113] Development Fee | 18,000 | 30,000 | 13,000 | 13,000 | | | | | | |
| | AR10.101 TOTAL | 9,000 | 15,000 | 6,500 | 6,500 | | | | | | |
| | AR10 TOTAL | 9,000 | 15,000 | 6,500 | 6,500 | | | | | | |
| AR21 | Fees From Students & Colleges | | | | | AP21 | Academic & Activity Expenses | | | | |
| AR21.201 | Academic Receipts - University | | | | | AP21.201 | Academic Expenses | | | | |
| AR21.201.025 | [0208] Alumni Fees Net | | | | | AP21.201.001 | [3325] Admission Expenses | 2,000 | 5,000 | 5,000 | 5,000 |
| | [6370] Alumni Fee - Gross | 2,100 | 4,000 | 2,100 | 2,100 | AP21.201.002 | [3326] Publications | 10,000 | 20,000 | 10,000 | 10,000 |
| | [6371] Less : 100 % Transfer To University | | | 2,100 | 2,100 | AP21.201.005 | [3329] Laboratory Expenses | 3,950 | 7,000 | 5,000 | 7,000 |
| AR21.201.028 | [0211] Subject Association Fee Net | | | | | AP21.201.011 | [3335] Prospectus Expenses | 2,000 | 3,000 | 3,000 | 3,000 |
| | [6374] Subject Association Fees - Gross | 1,800 | 3,000 | 1,300 | 1,300 | AP21.201.012 | [3336] Forms Expenses | | | | |
| | [6375] Less : 100 % Transfer To University | 1,800 | 3,000 | 1,300 | 1,300 | | | | | | |
| AR21.201.029 | [0212] Calandar Fee Net | 1,080 | | | | | | | | | |
| | [6376] Calender Fees -Gross | 1,080 | | | | | | | | | |
| | [6377] Less 100% Transfer To University | | | | | | | | | | |
| | AR21.201 TOTAL | 1,080 | | | | | AP21.201 TOTAL | 17,950 | 35,000 | 23,000 | 25,000 |
| AR21.202 | Academic Receipts -Institution | | | | | AP21.202 | Activity Expenses | | | | |
| AR21.202.001 | [0220] Admission Fee | 21,130 | 31,850 | 13,800 | 13,800 | AP21.202.001 | [3355] Gymkhana Expenses | 2,000 | 15,000 | 15,000 | 15,000 |
| AR21.202.002 | [0221] Tution Fee | 6,24,000 | 10,00,000 | 4,48,000 | 4,48,000 | AP21.202.003 | [3357] Computer Training Expenses | 2,000 | 10,000 | 5,000 | 5,000 |
| AR21.202.003 | [0222] Computer Training Fee | 7,200 | 10,500 | 5,100 | 5,100 | AP21.202.006 | [3360] Computer Lab Expenses | 5,000 | 14,000 | 5,000 | 5,000 |
| AR21.202.004 | [0223] Identity Card Fee | 156 | 2,100 | 1,000 | 1,000 | AP21.202.012 | [3366] Field Visit Expenses | 5,000 | 15,000 | 15,000 | 15,000 |
| | [0224] Diary Fee - Gross | 1,700 | | | | AP21.202.018 | [3372] Transcript Charge Expenses | 1,000 | 2,000 | 2,000 | 2,000 |

| RECEIPTS | | | | | | EXPENDITURE | | | | | |
|--------------|--|--|------------------------------|--------------------------------------|------------------------------|--------------|--|--|------------------------------|--------------------------------------|------------------------------|
| ALIAS | PARTICULARS | Unaudited Figures For Year 2016 - 2017 | Budget Estimates 2017 - 2018 | Revised Budget Estimates 2017 - 2018 | Budget Estimates 2018 - 2019 | ALIAS | PARTICULARS | Unaudited Figures For Year 2016 - 2017 | Budget Estimates 2017 - 2018 | Revised Budget Estimates 2017 - 2018 | Budget Estimates 2018 - 2019 |
| AR21.202.005 | [0225] Diary Fee - Less : 100% Transfer To University | | | | | AP21.202.019 | [3373] Teaching Aid & Accessories Expenses | 500 | 5,000 | 5,000 | 5,000 |
| | [0226] Diary Fee - Net | 1,800 | | | | AP21.202.020 | [3374] Internship Expenses | 3,000 | 8,000 | 8,000 | 8,000 |
| AR21.202.006 | [0227] E-Suidha Fee - Gross | 1,100 | 3,000 | 1,300 | 1,300 | AP21.202.022 | [3376] Instruction Material Expenses | 1,000 | 2,000 | 2,000 | 2,000 |
| | [0228] E-Suidha - Less : 100% Transfer To University | 1,800 | 3,000 | 1,300 | 1,300 | AP21.202.024 | [3378] Project Work Expenses | 2,000 | 3,000 | 3,000 | 3,000 |
| AR21.202.007 | [0229] E-Suidha - Net | | | | | AP21.202.029 | [3383] Material For Daily Practices Expenses | 2,000 | 3,000 | 2,000 | 3,000 |
| | [0230] Students Welfare Fee - Gross | 2,550 | 4,500 | 2,000 | 2,000 | AP21.202.038 | [3391] Guest Lecture | 1,000 | 4,000 | 4,000 | 5,000 |
| AR21.202.008 | [0231] Students Welfare Fee -Less : Transfer To University | 2,700 | 4,500 | 2,000 | 2,000 | AP21.202.073 | [3426] Nursery Expenses | 1,87,358 | 1,15,000 | 1,17,800 | 1,50,000 |
| | [0232] Students Welfare Fee - Net | | | | | | | | | | |
| AR21.202.009 | [0233] Medical Fee - Gross | 1,260 | 2,100 | 1,000 | 1,000 | | | | | | |
| | [0234] Medical Fee-Less : Transfer To University | 1,300 | 2,100 | 1,000 | 1,000 | | | | | | |
| AR21.202.010 | [0235] Medical Fee - Net | | | | | | | | | | |
| | [0236] Sports Fee - Gross | 3,500 | 6,000 | 2,600 | 2,600 | | | | | | |
| AR21.202.011 | [0237] Sports Fee -Less : Transfer To University | 3,600 | 6,000 | 2,600 | 2,600 | | | | | | |
| | [0238] Sports Fee - Net | | | | | | | | | | |
| AR21.202.012 | [0239] Disaster Management Fee - Gross | 350 | 600 | 300 | 300 | | | | | | |
| | [0240] Disaster Management Fee -Less : 100% Transfer To University | 400 | 600 | 300 | 300 | | | | | | |
| AR21.202.013 | [0241] Disaster Management Fee - Net | | | | | | | | | | |
| | [0242] Ashwamedh/ Avishkar/ Indradhanushya Fee - Gross | 1,050 | 1,800 | 800 | 800 | | | | | | |
| AR21.202.014 | [0243] Ashwamedh/ Avishkar/ Indradhanushya Fee -Less : 100% Transfer To University | 1,100 | 1,800 | 800 | 800 | | | | | | |
| | [0244] Ashwamedh/ Avishkar/ Indradhanushya Fee - Net | | | | | | | | | | |
| AR21.202.015 | [0245] Eligibility Fee -Gross | 2,250 | 11,250 | 1,800 | 2,500 | | | | | | |
| | [0246] Eligibility Fee -Less : 100% Transfer To University | 5,300 | 11,250 | 1,800 | 2,500 | | | | | | |
| AR21.202.016 | [0247] Eligibility Fee -Net | | | | | | | | | | |
| | [0248] Enrolment Fee - Gross | 6,500 | 11,250 | 3,500 | 5,300 | | | | | | |
| AR21.202.017 | [0249] Enrolment Fee - Less : 100% Transfer To University | 7,000 | 11,250 | 3,500 | 5,300 | | | | | | |
| | [0250] Enrolment Fee - Net | | | | | | | | | | |
| AR21.202.018 | [0251] Examinations - Gross | 27,600 | 1,24,000 | 59,600 | 59,600 | | | | | | |
| | [0252] Examinations -Less :Transfer To University | 38,000 | 1,24,000 | 59,600 | 59,600 | | | | | | |
| AR21.202.019 | [0253] Examinations Fee- Net | 31,200 | | | | | | | | | |
| | [0254] Practical Examination Fees - Gross | 19,400 | 52,500 | 23,800 | 23,800 | | | | | | |

| RECEIPTS | | | | | | EXPENDITURE | | | | | |
|--------------|---|--|------------------------------|--------------------------------------|------------------------------|-------------|-----------------------|--|------------------------------|--------------------------------------|------------------------------|
| ALIAS | PARTICULARS | Unaudited Figures For Year 2016 - 2017 | Budget Estimates 2017 - 2018 | Revised Budget Estimates 2017 - 2018 | Budget Estimates 2018 - 2019 | ALIAS | PARTICULARS | Unaudited Figures For Year 2016 - 2017 | Budget Estimates 2017 - 2018 | Revised Budget Estimates 2017 - 2018 | Budget Estimates 2018 - 2019 |
| AR21.202.015 | [6300] Practical Examinations Fee-Less : Transfer To University | 32,100 | 52,500 | 23,800 | 23,800 | | | | | | |
| | [6301] Practical Examinations Fee - Net | 13,000 | | | | | | | | | |
| | [6304] Convocation Fee - Gross | 9,900 | 18,000 | 9,500 | 9,500 | | | | | | |
| | [6305] Convocation Fee -Less : 100% Transfer To University | 9,450 | 18,000 | 9,500 | 9,500 | | | | | | |
| | [6307] Library Fee - Gross | 48,000 | 60,000 | 26,000 | 26,000 | | | | | | |
| | [6308] Library Fee -Less : 100% Transfer To University Library | 36,000 | 60,000 | 26,000 | 26,000 | | | | | | |
| AR21.202.018 | [6309] Library Fee - Net | | | | | | | | | | |
| | [6310] College Library Fee - Gross | 42,000 | 60,000 | 21,000 | 21,000 | | | | | | |
| | [6311] College Library Fee - Less : 100% Transfer To University Library | 42,000 | 60,000 | 21,000 | 21,000 | | | | | | |
| AR21.202.019 | [6312] College Library Fee - - Net | | | | | | | | | | |
| | [6318] Passing Certificate Fee - Gross | 1,500 | 6,000 | 3,200 | 3,200 | | | | | | |
| | [6319] Passing Certificate Fee -Less : 100% Transfer To University | 3,150 | 6,000 | 3,200 | 2,900 | | | | | | |
| | [6321] Dissertation Fee - Gross | 500 | 3,750 | 3,000 | 1,300 | | | | | | |
| | [6322] Dissertation Fee -Less : 100% Transfer To University | 2,000 | 3,750 | 3,000 | 1,300 | | | | | | |
| AR21.202.024 | [6323] Dissertation Fee - Net | | | | | | | | | | |
| | AR21.202 TOTAL | 6,98,486 | 10,44,450 | 4,67,900 | 4,67,900 | | AP21.202 TOTAL | 2,11,858 | 1,96,000 | 1,83,800 | 2,18,000 |
| AR21.203 | Activity Fees | | | | | | | | | | |
| AR21.203.001 | [0260] Gymkhana Fee | 18,000 | 30,000 | 13,000 | 13,000 | | | | | | |
| AR21.203.002 | [0261] Laboratory Fee | 1,77,000 | 2,85,000 | 1,29,000 | 1,29,000 | | | | | | |
| AR21.203.004 | [0263] Internship Fee | | | | | | | | | | |
| AR21.203.005 | [0264] Placement Fee | 5,000 | 7,500 | 6,000 | 2,500 | | | | | | |
| AR21.203.007 | [0266] Ph. D. Fee | | | | | | | | | | |
| AR21.203.016 | [0275] Course Fees | | | | | | | | | | |
| AR21.203.045 | [0304] Syllabus Fees | | | | | | | | | | |
| AR21.203.047 | [0306] Nursery School Fees | 6,91,540 | 8,76,600 | 8,08,300 | 7,79,200 | | | | | | |
| AR21.203.048 | [0307] Student Council Fees | | | | | | | | | | |
| AR21.203.052 | [0311] Seminar & Workshop Fees | 49,792 | | | 1,50,000 | | | | | | |
| AR21.203.055 | [0314] Computer Lab Fees | | | | | | | | | | |
| AR21.203.056 | [0315] Computer Fees | 59,000 | 95,000 | 43,000 | 43,000 | | | | | | |
| AR21.203.071 | [0330] Enrichment Activity Fees | | | | | | | | | | |
| AR21.203.091 | [0350] Annual Social Activity | | | | | | | | | | |
| AR21.203.092 | [0351] Reserarch & Teaching Aid | | | | | | | | | | |
| AR21.203.096 | [0355] Insurance Fees | 220 | 1,300 | 600 | 600 | | | | | | |
| | AR21.203 TOTAL | 10,00,552 | 12,95,400 | 9,99,900 | 11,17,300 | | | | | | |

| RECEIPTS | | | | | | EXPENDITURE | | | | | |
|--------------|-----------------------------------|--|------------------------------|--------------------------------------|------------------------------|--------------|---|--|------------------------------|--------------------------------------|------------------------------|
| ALIAS | PARTICULARS | Unaudited Figures For Year 2016 - 2017 | Budget Estimates 2017 - 2018 | Revised Budget Estimates 2017 - 2018 | Budget Estimates 2018 - 2019 | ALIAS | PARTICULARS | Unaudited Figures For Year 2016 - 2017 | Budget Estimates 2017 - 2018 | Revised Budget Estimates 2017 - 2018 | Budget Estimates 2018 - 2019 |
| | | | | | | AP21.206 | Seminars & Conferences | | | | |
| | | | | | | AP21.206.001 | [3515] Seminar Publication | 1,20,000 | 1,00,000 | 10,000 | 35,000 |
| | | | | | | AP21.206.009 | [3523] Other Expenses - Seminar & Conferences | | | | 10,000 |
| | | | | | | | AP21.206 TOTAL | 1,20,000 | 1,00,000 | 10,000 | 45,000 |
| AR21.207 | Other Fee | | | | | AP21.207 | Materials, Consumables, Stores & Chemicals | | | | |
| AR21.207.002 | [0412] Fine/ Miscellaneous Fee | 5,400 | 9,000 | 3,900 | 3,900 | AP21.207.001 | [3530] Materials | 25,000 | 25,000 | 5,000 | 10,000 |
| AR21.207.003 | [0413] Magazine Fee | | | 2,500 | 2,500 | AP21.207.002 | [3531] Consumables Expenses | 15,000 | 15,000 | 10,000 | 15,000 |
| AR21.207.004 | [0414] Co Curricular Fee | 14,200 | 22,500 | 10,300 | 10,300 | | | | | | |
| AR21.207.009 | [0419] Transcript Charge (Income) | | | 5,300 | 5,000 | | | | | | |
| AR21.207.014 | [0424] Other Fees / Other Income | 2,750 | 6,300 | 2,300 | | | | | | | |
| AR21.207.016 | [0426] Admission Processing Fees | | | 1,500 | 5,000 | | | | | | |
| | AR21.207 TOTAL | 22,350 | 37,800 | 25,800 | 26,700 | | AP21.207 TOTAL | 40,000 | 40,000 | 15,000 | 25,000 |
| | AR21 TOTAL | 17,22,468 | 23,77,650 | 14,93,600 | 16,11,900 | | AP21 TOTAL | 3,89,808 | 3,71,000 | 2,31,800 | 3,13,000 |
| | | | | | | AP22 | Administrative & General Expenses | | | | |
| | | | | | | AP22.201 | Administrative Expenses | | | | |
| | | | | | | AP22.201.001 | [3601] Advertisement And Publicity | 5,000 | 10,000 | 8,000 | 10,000 |
| | | | | | | AP22.201.002 | [3602] Printing | 6,000 | 10,000 | 9,700 | 10,000 |
| | | | | | | AP22.201.003 | [3603] Stationery | 6,199 | 10,000 | 9,800 | 10,000 |
| | | | | | | AP22.201.005 | [3605] Xeroxing Charges | 9,800 | 10,000 | 8,700 | 10,000 |
| | | | | | | AP22.201.006 | [3606] Electricity And Power | 2,566 | 1,00,000 | 1,00,000 | 75,000 |
| | | | | | | AP22.201.007 | [3607] Telephone And Internet Charges | 7,806 | 10,000 | 10,400 | 10,000 |
| | | | | | | AP22.201.008 | [3608] Postage , Telegram & Courier Charges | 500 | 1,000 | 800 | 1,000 |
| | | | | | | AP22.201.011 | [3611] Meeting Expenses | 3,000 | 2,000 | 2,000 | 3,000 |
| | | | | | | AP22.201.016 | [3616] Sanitary Materials | 2,000 | 2,000 | 2,000 | 3,000 |
| | | | | | | AP22.201.020 | [3620] Labour Charges | 1,000 | 2,000 | 2,000 | 3,000 |
| | | | | | | AP22.201.021 | [3621] Pest Control | 2,000 | 4,000 | 4,000 | 5,000 |
| | | | | | | AP22.201.022 | [3622] Bank Charges | | | 800 | 1,000 |
| | | | | | | AP22.201.023 | [3623] Miscellaneous Expenses | 2,000 | 4,000 | 3,000 | 4,000 |
| | | | | | | AP22.201.024 | [3624] Statutory Audit Charges | 10,000 | 10,000 | 10,000 | 10,000 |
| | | | | | | AP22.201.025 | [3625] Internal Audit Charges | 10,000 | 10,000 | 10,000 | 10,000 |
| | | | | | | AP22.201.028 | [3628] Outsourcing Account Work | 5,000 | | 5,000 | 5,000 |
| | | | | | | AP22.201.029 | [3629] Seminar & Workshop Expenses | | | | 5,000 |
| | | | | | | | AP22.201 TOTAL | 72,871 | 1,85,000 | 1,86,200 | 1,75,000 |
| | | | | | | AP22.202 | Travelling And Transportation Expenses | | | | |
| | | | | | | AP22.202.001 | [3645] Ta/Da Expenses Staff | 2,000 | 5,000 | 4,500 | 5,000 |
| | | | | | | AP22.202.002 | [3646] Ta/Da Expenses Meeting | 2,000 | 2,000 | 2,000 | 2,000 |

| RECEIPTS | | | | | | EXPENDITURE | | | | | |
|--------------|---|--|------------------------------|--------------------------------------|------------------------------|--------------|---|--|------------------------------|--------------------------------------|------------------------------|
| ALIAS | PARTICULARS | Unaudited Figures For Year 2016 - 2017 | Budget Estimates 2017 - 2018 | Revised Budget Estimates 2017 - 2018 | Budget Estimates 2018 - 2019 | ALIAS | PARTICULARS | Unaudited Figures For Year 2016 - 2017 | Budget Estimates 2017 - 2018 | Revised Budget Estimates 2017 - 2018 | Budget Estimates 2018 - 2019 |
| | | | | | | AP22.202.003 | [3647] Vehicle Hire Charges | 3,000 | 3,000 | 5,000 | 5,000 |
| | | | | | | | AP22.202 TOTAL | 7,000 | 10,000 | 11,500 | 12,000 |
| | | | | | | AP22.203 | Insurance & Taxes | | | | |
| | | | | | | AP22.203.003 | [3657] Property Tax | 75,000 | 75,000 | 75,000 | 50,000 |
| | | | | | | | AP22.203 TOTAL | 75,000 | 75,000 | 75,000 | 50,000 |
| | | | | | | AP22.204 | Outsource Services | | | | |
| | | | | | | AP22.204.001 | [3665] House Keeping Services | | 5,000 | 4,000 | 5,000 |
| | | | | | | AP22.204.004 | [3668] Water | 2,000 | 2,000 | 2,000 | 2,000 |
| | | | | | | | AP22.204 TOTAL | 2,000 | 7,000 | 6,000 | 7,000 |
| | | | | | | AP22.205 | Repairs And Maintenance | | | | |
| | | | | | | AP22.205.001 | [3675] Maintenance Of Office Equipments | 3,000 | 5,000 | 5,000 | 5,000 |
| | | | | | | AP22.205.002 | [3676] Maintenance Of Furniture & Fixture | 11,915 | 10,000 | 10,000 | 10,000 |
| | | | | | | AP22.205.003 | [3677] Maintenance Of Electric Installation | 4,000 | 5,000 | 5,000 | 5,000 |
| | | | | | | AP22.205.004 | [3678] Maintenance Of Hardwares | 2,000 | 5,000 | 5,000 | 5,000 |
| | | | | | | AP22.205.005 | [3679] Maintenance Of Software | 3,000 | 5,000 | 5,000 | 5,000 |
| | | | | | | AP22.205.010 | [3684] Antivirus Software | 600 | 7,000 | 7,000 | 7,000 |
| | | | | | | AP22.205.012 | [3686] Maintenance Of Building | 30,000 | 1,00,000 | 50,000 | 25,000 |
| | | | | | | AP22.205.014 | [3688] Maintenance Of Water Supply | 2,000 | 5,000 | | 5,000 |
| | | | | | | AP22.205.030 | [3704] Maintenance Of Computer | 240 | 5,000 | 5,000 | 5,000 |
| | | | | | | | AP22.205 TOTAL | 56,755 | 1,47,000 | 92,000 | 72,000 |
| | | | | | | AP22.206 | Other Expenses | | | | |
| | | | | | | AP22.206.004 | [3713] Hospitality & Sumptuary Expenses | 4,250 | 5,000 | 5,000 | 5,000 |
| | | | | | | | AP22.206 TOTAL | 4,250 | 5,000 | 5,000 | 5,000 |
| | | | | | | AP22.207 | Contribution To Reserve Funds | | | | |
| | | | | | | AP22.207.004 | [3733] Salary Fund | | | | |
| | | | | | | | AP22.207 TOTAL | | | | |
| | | | | | | | AP22 TOTAL | 2,17,876 | 4,29,000 | 3,75,700 | 3,21,000 |
| AR31 | Salary Grants | | | | | AP31 | Staff Payments & Benefits | | | | |
| AR31.201 | State Government- Salary Grants (Non Teaching /Teaching Staff Under Sps) | | | | | AP31.204 | Unaided Salaries (Teaching Staff) | | | | |
| AR31.201.001 | [0485] Salary Grant | | | | | AP31.204.002 | [3781] Clock Hour Basis / Consolidated | | | | |
| | AR31.201 TOTAL | | | | | AP31.204.006 | [3785] Visiting Faculty Teaching | 1,16,550 | 2,50,000 | 2,50,000 | 2,50,000 |
| | | | | | | AP31.204.008 | [3787] C. P. F. Management Share | 3,000 | 12,000 | | |
| | | | | | | AP31.204.012 | [3791] Temporary Teacher | 60,200 | 3,15,000 | 2,56,000 | 3,00,000 |
| | | | | | | | AP31.204 TOTAL | 1,79,750 | 5,77,000 | 5,06,000 | 5,50,000 |

| RECEIPTS | | | | | | EXPENDITURE | | | | | |
|--------------|--|--|------------------------------|--------------------------------------|------------------------------|--------------|--|--|------------------------------|--------------------------------------|------------------------------|
| ALIAS | PARTICULARS | Unaudited Figures For Year 2016 - 2017 | Budget Estimates 2017 - 2018 | Revised Budget Estimates 2017 - 2018 | Budget Estimates 2018 - 2019 | ALIAS | PARTICULARS | Unaudited Figures For Year 2016 - 2017 | Budget Estimates 2017 - 2018 | Revised Budget Estimates 2017 - 2018 | Budget Estimates 2018 - 2019 |
| | | | | | | AP31.205 | Un Aided Non Teaching | | | | |
| | | | | | | AP31.205.001 | [3793] Pay & Allowances | 35,315 | 4,00,000 | 9,700 | 2,50,000 |
| | | | | | | AP31.205.007 | [3806] Overtime | 5,000 | 5,000 | | |
| | | | | | | AP31.205.008 | [3807] Temp. Non Teaching Staff | 2,000 | 72,000 | 71,900 | 75,000 |
| | | | | | | | AP31.205 TOTAL | 42,315 | 4,77,000 | 81,600 | 3,25,000 |
| | | | | | | | AP31 TOTAL | 2,22,065 | 10,54,000 | 5,87,600 | 8,75,000 |
| | AR31 TOTAL | | | | | | | | | | |
| AR32 | Other Income | | | | | | | | | | |
| AR32.208 | Miscellaneous Receipts | | | | | | | | | | |
| AR32.208.008 | [0567] Any Other Income | 2,000 | 2,000 | 1,000 | | | | | | | |
| | AR32.208 TOTAL | 2,000 | 2,000 | 1,000 | | | | | | | |
| | AR32 TOTAL | 2,000 | 2,000 | 1,000 | | | | | | | |
| | Sector A TOTAL | 17,33,468 | 23,94,650 | 15,01,100 | 16,18,400 | | Sector A TOTAL | 8,40,749 | 19,07,000 | 12,31,100 | 16,12,000 |
| Sector C | Earmarked And Special Funds Budget | | | | | Sector C | Earmarked And Special Funds Budget | | | | |
| CR04 | Trust Fund | | | | | CP04 | Trust Fund | | | | |
| CR04.201 | Contribution Cpf Recovery | | | | | CP04.203 | Payment Of Cpf Claims | | | | |
| CR04.201.003 | [1706] Contribution From Teaching Un-Aided | | | | | CP04.203.001 | [5030] Payment Of Claims - Teaching Un-Aided | | | | |
| | CR04.201 TOTAL | | | | | | CP04.203 TOTAL | | | | |
| | CR04 TOTAL | | | | | | CP04 TOTAL | | | | |
| | Sector C TOTAL | | | | | | Sector C TOTAL | | | | |
| Sector D | Deposits And Advances Budget | | | | | Sector D | Deposits And Advances Budget | | | | |
| DR01 | Students Related Deposits | | | | | DP01 | Students Related Deposits | | | | |
| DR01.302 | Laboratory Deposit | | | | | DP01.302 | Laboratory Deposit | | | | |
| DR01.302.001 | [2110] Receipts Of Deposit | 7,500 | 10,000 | 2,500 | 15,000 | DP01.302.001 | [5295] Refund Of Deposit | 7,500 | 10,000 | 2,500 | 15,000 |
| | DR01.302 TOTAL | 7,500 | 10,000 | 2,500 | 15,000 | | DP01.302 TOTAL | 7,500 | 10,000 | 2,500 | 15,000 |
| DR01.306 | Caution Maoney Deposit | | | | | DP01.306 | Caution Maoney Deposit | | | | |
| DR01.306.001 | [2171] Caution Money Deposit(refund) | 1,400 | 2,000 | 500 | 3,000 | DP01.306.001 | [5320] Refund Of Deposit | 1,400 | 2,000 | 500 | 3,000 |
| | DR01.306 TOTAL | 1,400 | 2,000 | 500 | 3,000 | | DP01.306 TOTAL | 1,400 | 2,000 | 500 | 3,000 |
| | DR01 TOTAL | 8,900 | 12,000 | 3,000 | 18,000 | | DP01 TOTAL | 8,900 | 12,000 | 3,000 | 18,000 |
| DR02 | Deposits From Academic Institutions | | | | | | | | | | |
| DR02.302 | Deposits From Conducted Colleges | | | | | | | | | | |

| RECEIPTS | | | | | | EXPENDITURE | | | | | |
|--------------|-----------------------------------|---|------------------------------------|---|------------------------------------|-------------|-------------------------|---|------------------------------------|---|------------------------------------|
| ALIAS | PARTICULARS | Unaudited Figures For Year 2016 - 2017 | Budget Estimates 2017 - 2018 | Revised Budget Estimates 2017 - 2018 | Budget Estimates 2018 - 2019 | ALIAS | PARTICULARS | Unaudited Figures For Year 2016 - 2017 | Budget Estimates 2017 - 2018 | Revised Budget Estimates 2017 - 2018 | Budget Estimates 2018 - 2019 |
| DR02.302.001 | [2145] Receipts Of Deposit | | | | | | | | | | |
| | DR02.302 TOTAL | | | | | | | | | | |
| | DR02 TOTAL | | | | | | | | | | |
| DR08 | Other Advances & Loans | | | | | | | | | | |
| DR08.301 | Advances To Institutions | | | | | | | | | | |
| DR08.301.001 | [2265] Recovery Of Advances Paid | | | | | | | | | | |
| | DR08.301 TOTAL | | | | | | | | | | |
| | DR08 TOTAL | | | | | | | | | | |
| | Sector D TOTAL | 8,900 | 12,000 | 3,000 | 18,000 | | Sector D TOTAL | 8,900 | 12,000 | 3,000 | 18,000 |
| | 0398 Aided Total | 17,42,368 | 24,06,650 | 15,04,100 | 16,36,400 | | 0398 Aided Total | 8,49,649 | 19,19,000 | 12,34,100 | 16,30,000 |



0399 - Department Of Extension Education, Juhu (Unaided)

(Old Unaided Code : 1522)

| RECEIPTS | | | | | | EXPENDITURE | | | | | |
|--------------|---|---|------------------------------------|---|------------------------------------|--------------|---|---|------------------------------------|---|------------------------------------|
| ALIAS | PARTICULARS | Unaudited Figures For Year 2016 - 2017 | Budget Estimates 2017 - 2018 | Revised Budget Estimates 2017 - 2018 | Budget Estimates 2018 - 2019 | ALIAS | PARTICULARS | Unaudited Figures For Year 2016 - 2017 | Budget Estimates 2017 - 2018 | Revised Budget Estimates 2017 - 2018 | Budget Estimates 2018 - 2019 |
| Sector A | Capital And Revenue Receipt / Expenditure Budget | | | | | Sector A | Capital And Revenue Receipt / Expenditure Budget | | | | |
| | | | | | | AP03 | Furniture & Fixtures | | | | |
| | | | | | | AP03.101 | Purchase Of Furniture & Fixtures | | | | |
| | | | | | | AP03.101.002 | [3056] Purchase Of Chairs & Boards | | | | 50,000 |
| | | | | | | | AP03.101 TOTAL | | | | 50,000 |
| | | | | | | | AP03 TOTAL | | | | 50,000 |
| | | | | | | AP04 | Equipments | | | | |
| | | | | | | AP04.101 | Purchase Of Equipments | | | | |
| | | | | | | AP04.101.031 | [7903] Purchase Of Printer | | | | 15,000 |
| | | | | | | | AP04.101 TOTAL | | | | 15,000 |
| | | | | | | | AP04 TOTAL | | | | 15,000 |
| | | | | | | AP09 | Hardware & Peripherals | | | | |
| | | | | | | AP09.101 | Development Exp. | | | | |
| | | | | | | AP09.101.001 | [3200] Purchase Of Computer | | | | 40,000 |
| | | | | | | AP09.101.002 | [3201] Purchase Of Hardware | | | | 50,000 |
| | | | | | | AP09.101.003 | [3202] Purchase Of Laptop | | | | |
| | | | | | | | AP09.101 TOTAL | | | | 90,000 |
| | | | | | | | AP09 TOTAL | | | | 90,000 |
| AR10 | Other Development Receipts | | | | | | | | | | |
| AR10.101 | Development Fees | | | | | | | | | | |
| AR10.101.001 | [0111] Development Fees From Student - Institute Share | 3,500 | 3,750 | 1,500 | 3,500 | | | | | | |
| | [0112] Development Fees From Student- University Share | 3,500 | 3,750 | 1,500 | 3,500 | | | | | | |
| | [0113] Development Fee | 7,000 | 7,500 | 3,000 | 7,500 | | | | | | |
| | AR10.101 TOTAL | 3,500 | 3,750 | 1,500 | 3,500 | | | | | | |
| | AR10 TOTAL | 3,500 | 3,750 | 1,500 | 3,500 | | | | | | |
| AR21 | Fees From Students & Colleges | | | | | AP21 | Academic & Activity Expenses | | | | |
| AR21.201 | Academic Receipts - University | | | | | AP21.201 | Academic Expenses | | | | |
| AR21.201.025 | [0208] Alumni Fees Net | | 1,500 | | | AP21.201.001 | [3325] Admission Expenses | 4,000 | 4,000 | 4,000 | 4,000 |
| | [6370] Alumni Fee - Gross | | | | | AP21.201.002 | [3326] Publications | 5,000 | 25,000 | 5,000 | 1,000 |
| | [6371] Less : 100 % Transfer To University | | | | | AP21.201.005 | [3329] Laboratory Expenses | 1,500 | 5,000 | 5,000 | 5,000 |
| AR21.201.027 | [0210] Centenary Fees Net | | | | | AP21.201.011 | [3335] Prospectus Expenses | 5,000 | 4,000 | 1,000 | 4,000 |

| RECEIPTS | | | | | | EXPENDITURE | | | | | |
|--------------|--|--|------------------------------|--------------------------------------|------------------------------|--------------|-------------------------------------|--|------------------------------|--------------------------------------|------------------------------|
| ALIAS | PARTICULARS | Unaudited Figures For Year 2016 - 2017 | Budget Estimates 2017 - 2018 | Revised Budget Estimates 2017 - 2018 | Budget Estimates 2018 - 2019 | ALIAS | PARTICULARS | Unaudited Figures For Year 2016 - 2017 | Budget Estimates 2017 - 2018 | Revised Budget Estimates 2017 - 2018 | Budget Estimates 2018 - 2019 |
| AR21.201.028 | [6372] Centenary Fees - Gross | 1,400 | 1,500 | | | AP21.201.013 | [3337] Syllabus Expenses | 2,000 | 2,000 | 2,000 | 2,000 |
| | [6373] Less :100 % Transfer To Univaersity | 1,400 | 1,500 | | | AP21.201.016 | [3340] Identity Card Expenses | 1,000 | 1,000 | 1,000 | 1,000 |
| | [0211] Subject Association Fee Net | | 750 | | | | | | | | |
| | [6374] Subject Association Fees - Gross | | | 600 | 800 | | | | | | |
| AR21.201.029 | [6375] Less : 100 % Transfer To University | | | 600 | 800 | | | | | | |
| | [0212] Calandar Fee Net | 500 | | | | | | | | | |
| | AR21.201 TOTAL | 500 | 2,250 | | | | AP21.201 TOTAL | 18,500 | 41,000 | 18,000 | 17,000 |
| AR21.202 | Academic Receipts -Institution | | | | | AR21.202 | Activity Expenses | | | | |
| AR21.202.001 | [0220] Admission Fee | 7,900 | 7,950 | 5,400 | 8,000 | AR21.202.001 | [3355] Gymkhana Expenses | 3,000 | 3,000 | 3,000 | 3,000 |
| AR21.202.002 | [0221] Tution Fee | 4,00,000 | 4,25,000 | 3,00,000 | 4,50,000 | AR21.202.002 | [3356] Training Programme For Staff | 5,000 | 5,000 | 1,000 | 5,000 |
| AR21.202.004 | [0223] Identity Card Fee | 500 | 525 | 500 | 600 | AR21.202.006 | [3360] Computer Lab Expenses | | 5,000 | 5,000 | 5,000 |
| | [0224] Diary Fee - Gross | 700 | | | | AR21.202.012 | [3366] Field Visit Expenses | 1,000 | 1,000 | 1,000 | 1,000 |
| AR21.202.005 | [0225] Diary Fee - Less : 100% Transfer To University | | | | | AR21.202.038 | [3391] Guest Lecture | | | 900 | 2,000 |
| | [0226] Diary Fee - Net | | | | | | | | | | |
| | [0227] E-Suvidha Fee - Gross | 700 | 750 | 600 | 800 | | | | | | |
| | [0228] E-Suvidha - Less : 100% Transfer To University | 700 | 750 | 600 | 800 | | | | | | |
| AR21.202.006 | [0229] E-Suvidha - Net | | | | 800 | | | | | | |
| | [0230] Students Welfare Fee - Gross | 600 | 1,125 | 800 | 1,200 | | | | | | |
| AR21.202.007 | [0231] Students Welfare Fee -Less : Transfer To University | 1,100 | 1,125 | 800 | 1,200 | | | | | | |
| | [0232] Students Welfare Fee - Net | | | | 1,200 | | | | | | |
| AR21.202.008 | [0233] Medical Fee - Gross | 500 | 525 | 500 | 600 | | | | | | |
| | [0234] Medical Fee-Less : Transfer To University | 500 | 525 | 400 | 600 | | | | | | |
| AR21.202.009 | [0235] Medical Fee - Net | | | | 600 | | | | | | |
| | [0236] Sports Fee - Gross | 700 | 1,500 | 1,000 | 1,500 | | | | | | |
| AR21.202.010 | [0237] Sports Fee -Less : Transfer To University | 3,500 | 1,500 | 1,000 | 1,500 | | | | | | |
| | [0238] Sports Fee - Net | | | | 1,500 | | | | | | |
| AR21.202.011 | [0239] Disaster Management Fee - Gross | 200 | 150 | 200 | 200 | | | | | | |
| | [0240] Disaster Management Fee -Less : 100% Transfer To University | 200 | 150 | 100 | 200 | | | | | | |
| AR21.202.011 | [0241] Disaster Management Fee - Net | | | | 200 | | | | | | |
| | [0242] Ashwamedh/ Avishkar/ Indradhanushya Fee - Gross | 500 | 450 | 400 | 500 | | | | | | |
| AR21.202.011 | [0243] Ashwamedh/ Avishkar/ Indradhanushya Fee -Less : 100% Transfer To University | 500 | 450 | 300 | 500 | | | | | | |
| | [0244] Ashwamedh/ Avishkar/ Indradhanushya Fee - Net | | | | | | | | | | |

| RECEIPTS | | | | | | EXPENDITURE | | | | | |
|--------------|---|---|------------------------------------|---|------------------------------------|-------------|-----------------------------|---|------------------------------------|---|------------------------------------|
| ALIAS | PARTICULARS | Unaudited Figures For Year 2016 - 2017 | Budget Estimates 2017 - 2018 | Revised Budget Estimates 2017 - 2018 | Budget Estimates 2018 - 2019 | ALIAS | PARTICULARS | Unaudited Figures For Year 2016 - 2017 | Budget Estimates 2017 - 2018 | Revised Budget Estimates 2017 - 2018 | Budget Estimates 2018 - 2019 |
| AR21.202.012 | [0245] Eligibility Fee -Gross | 300 | 3,750 | 500 | 1,300 | | | | | | |
| | [0246] Eligibility Fee -Less : 100% Transfer To University | 300 | 3,750 | 500 | 1,300 | | | | | | |
| | [0247] Eligibility Fee -Net | | | | 1,300 | | | | | | |
| AR21.202.013 | [0248] Enrolment Fee - Gross | 3,500 | 3,750 | 1,300 | 2,500 | | | | | | |
| | [0249] Enrolment Fee - Less : 100% Transfer To University | 3,500 | 3,750 | 1,300 | 2,500 | | | | | | |
| | [0250] Enrolment Fee - Net | | | | 2,500 | | | | | | |
| AR21.202.014 | [0251] Examinations - Gross | 8,800 | 32,000 | 20,000 | 32,000 | | | | | | |
| | [0252] Examinations -Less :Transfer To University | 21,600 | 32,000 | 20,000 | 32,000 | | | | | | |
| | [0253] Examinations Fee- Net | | | | 32,000 | | | | | | |
| AR21.202.015 | [0254] Practical Examination Fees - Gross | 12,800 | 13,500 | 8,500 | 13,500 | | | | | | |
| | [6300] Practical Examinations Fee-Less : Transfer To University | 12,800 | 13,500 | 8,600 | 13,500 | | | | | | |
| | [6301] Practical Examinations Fee - Net | | | | 13,500 | | | | | | |
| AR21.202.016 | [6302] Other Examination Fee - Gross | 3,000 | 3,000 | 3,000 | 4,500 | | | | | | |
| | [6340] Other Examination Fee -Less : Transfer To University | 3,000 | 3,000 | 3,000 | 4,500 | | | | | | |
| | [6303] Other Examinations Fee - Net | | | | 4,500 | | | | | | |
| AR21.202.017 | [6304] Convocation Fee - Gross | 1,800 | 2,250 | 2,300 | 2,300 | | | | | | |
| | [6305] Convocation Fee -Less : 100% Transfer To University | 1,800 | 2,250 | 1,400 | 2,300 | | | | | | |
| | [6306] Convocation Fee - Net | | | | 2,300 | | | | | | |
| AR21.202.018 | [6307] Library Fee - Gross | 14,000 | 15,000 | 10,000 | 15,000 | | | | | | |
| | [6308] Library Fee -Less : 100% Transfer To University Library | 14,000 | 15,000 | 10,000 | 15,000 | | | | | | |
| | [6309] Library Fee - Net | | | | 15,000 | | | | | | |
| AR21.202.019 | [6310] College Library Fee - Gross | 21,000 | 22,500 | | | | | | | | |
| | [6311] College Library Fee - Less : 100% Transfer To University Library | 21,000 | 22,500 | | | | | | | | |
| | [6312] College Library Fee - - Net | | | | | | | | | | |
| AR21.202.023 | [6318] Passing Certificate Fee - Gross | 600 | 2,250 | 500 | 800 | | | | | | |
| | [6319] Passing Certificate Fee -Less : 100% Transfer To University | 600 | 2,250 | 500 | 800 | | | | | | |
| | [6320] Passing Certificate Fee | | | | 800 | | | | | | |
| AR21.202.024 | [6321] Dissertation Fee - Gross | | 2,500 | 1,300 | 1,300 | | | | | | |
| | [6322] Dissertation Fee -Less : 100% Transfer To University | | 2,500 | 1,300 | 1,300 | | | | | | |
| | [6323] Dissertation Fee - Net | | | | 1,300 | | | | | | |
| | AR21.202 TOTAL | 4,08,400 | 4,33,475 | 3,05,900 | 5,36,100 | | AP21.202 TOTAL | 9,000 | 14,000 | 10,900 | 16,000 |
| AR21.203 | Activity Fees | | | | | AP21.203 | Examination Expenses | | | | |

| RECEIPTS | | | | | | EXPENDITURE | | | | | |
|--------------|-----------------------------------|--|------------------------------|--------------------------------------|------------------------------|--------------|--|--|------------------------------|--------------------------------------|------------------------------|
| ALIAS | PARTICULARS | Unaudited Figures For Year 2016 - 2017 | Budget Estimates 2017 - 2018 | Revised Budget Estimates 2017 - 2018 | Budget Estimates 2018 - 2019 | ALIAS | PARTICULARS | Unaudited Figures For Year 2016 - 2017 | Budget Estimates 2017 - 2018 | Revised Budget Estimates 2017 - 2018 | Budget Estimates 2018 - 2019 |
| AR21.203.001 | [0260] Gymkhana Fee | 7,000 | 7,500 | 5,000 | 7,500 | AP21.203.029 | [3498] Xeroxing Charges (AP21.203) | | | 700 | |
| AR21.203.002 | [0261] Laboratory Fee | 1,14,400 | 1,30,500 | 1,00,000 | 1,50,000 | | | | | | |
| AR21.203.005 | [0264] Placement Fee | | | 5,000 | 2,500 | | | | | | |
| AR21.203.052 | [0311] Seminar & Workshop Fees | | | 4,36,800 | 50,000 | | | | | | |
| AR21.203.056 | [0315] Computer Fees | 30,000 | 32,500 | 10,000 | 20,000 | | | | | | |
| AR21.203.096 | [0355] Insurance Fees | 500 | 330 | 300 | 400 | | | | | | |
| | AR21.203 TOTAL | 1,51,900 | 1,70,830 | 5,57,100 | 2,30,400 | | AP21.203 TOTAL | | | 700 | |
| | | | | | | AP21.206 | Seminars & Conferences | | | | |
| | | | | | | AP21.206.001 | [3515] Seminar Publication | 5,000 | 5,000 | 1,05,900 | 50,000 |
| | | | | | | AP21.206.009 | [3523] Other Expenses - Seminar & Conferences | | | | |
| | | | | | | | AP21.206 TOTAL | 5,000 | 5,000 | 1,05,900 | 50,000 |
| AR21.207 | Other Fee | | | | | AP21.207 | Materials, Consumables, Stores & Chemicals | | | | |
| AR21.207.002 | [0412] Fine/ Miscellaneous Fee | 2,100 | 250 | 800 | 1,500 | AP21.207.001 | [3530] Materials | 3,000 | 3,000 | 3,000 | 3,000 |
| AR21.207.003 | [0413] Magazine Fee | | | 600 | 300 | AP21.207.002 | [3531] Consumables Expenses | 300 | 5,000 | 5,000 | 5,000 |
| AR21.207.004 | [0414] Co Curricular Fee | 5,800 | 6,000 | 10,000 | 15,000 | | | | | | |
| AR21.207.009 | [0419] Transcript Charge (Income) | 900 | 1,000 | 1,000 | 1,000 | | | | | | |
| AR21.207.014 | [0424] Other Fees / Other Income | | | 2,000 | 1,500 | | | | | | |
| AR21.207.016 | [0426] Admission Processing Fees | 500 | 750 | 800 | 500 | | | | | | |
| | AR21.207 TOTAL | 9,300 | 8,000 | 15,200 | 19,800 | | AP21.207 TOTAL | 3,300 | 8,000 | 8,000 | 8,000 |
| | | | | | | AP21.209 | Students' Welfare , Sports & Cultural Activities Expenses | | | | |
| | | | | | | AP21.209.013 | [3562] Workshops & Seminars Expenses | 30,000 | 30,000 | 30,000 | 30,000 |
| | | | | | | | AP21.209 TOTAL | 30,000 | 30,000 | 30,000 | 30,000 |
| | AR21 TOTAL | 5,70,100 | 6,14,555 | 8,78,200 | 7,86,300 | | AP21 TOTAL | 65,800 | 98,000 | 1,73,500 | 1,21,000 |
| | | | | | | AP22 | Administrative & General Expenses | | | | |
| | | | | | | AP22.201 | Administrative Expenses | | | | |
| | | | | | | AP22.201.001 | [3601] Advertisement And Publicity | 5,000 | 10,000 | 10,000 | 10,000 |
| | | | | | | AP22.201.002 | [3602] Printing | 2,000 | 2,000 | 2,000 | 2,000 |
| | | | | | | AP22.201.005 | [3605] Xeroxing Charges | 1,000 | 1,000 | 2,800 | 4,000 |
| | | | | | | AP22.201.006 | [3606] Electricity And Power | 1,26,000 | 35,000 | 35,000 | 35,000 |
| | | | | | | AP22.201.007 | [3607] Telephone And Internet Charges | 4,800 | 10,000 | 10,300 | 11,000 |
| | | | | | | AP22.201.008 | [3608] Postage , Telegram & Courier Charges | 500 | 500 | 500 | 500 |
| | | | | | | AP22.201.011 | [3611] Meeting Expenses | | | | |
| | | | | | | AP22.201.016 | [3616] Sanitary Materials | 1,000 | 1,000 | 1,000 | 1,000 |
| | | | | | | AP22.201.022 | [3622] Bank Charges | | 500 | 500 | 500 |
| | | | | | | AP22.201.023 | [3623] Miscellaneous Expenses | 2,050 | 5,000 | 5,000 | 5,000 |
| | | | | | | AP22.201.024 | [3624] Statutory Audit Charges | 5,000 | 5,000 | 5,000 | 5,000 |

| RECEIPTS | | | | | | EXPENDITURE | | | | | |
|--------------|-------------------------------|---|------------------------------------|---|------------------------------------|--------------|---|---|------------------------------------|---|------------------------------------|
| ALIAS | PARTICULARS | Unaudited Figures For Year 2016 - 2017 | Budget Estimates 2017 - 2018 | Revised Budget Estimates 2017 - 2018 | Budget Estimates 2018 - 2019 | ALIAS | PARTICULARS | Unaudited Figures For Year 2016 - 2017 | Budget Estimates 2017 - 2018 | Revised Budget Estimates 2017 - 2018 | Budget Estimates 2018 - 2019 |
| | | | | | | AP22.201.025 | [3625] Internal Audit Charges | 5,000 | 5,000 | 5,000 | 5,000 |
| | | | | | | AP22.201.028 | [3628] Outsourcing Account Work | 5,000 | | 5,000 | 5,000 |
| | | | | | | AP22.201.029 | [3629] Seminar & Workshop Expenses | | | | 50,000 |
| | | | | | | | AP22.201 TOTAL | 1,57,350 | 75,000 | 82,100 | 1,34,000 |
| | | | | | | AP22.202 | Travelling And Transportation Expenses | | | | |
| | | | | | | AP22.202.001 | [3645] Ta/Da Expenses Staff | | 1,000 | 2,500 | 3,000 |
| | | | | | | | AP22.202 TOTAL | | 1,000 | 2,500 | 3,000 |
| | | | | | | AP22.204 | Outsource Services | | | | |
| | | | | | | AP22.204.001 | [3665] House Keeping Services | | 5,000 | 5,000 | 5,000 |
| | | | | | | | AP22.204 TOTAL | | 5,000 | 5,000 | 5,000 |
| | | | | | | AP22.205 | Repairs And Maintenance | | | | |
| | | | | | | AP22.205.001 | [3675] Maintenance Of Office Equipments | | 1,500 | 1,500 | 1,500 |
| | | | | | | AP22.205.003 | [3677] Maintenance Of Electric Installation | | | | |
| | | | | | | AP22.205.004 | [3678] Maintenance Of Hardwares | 400 | 1,500 | 1,500 | 1,500 |
| | | | | | | AP22.205.005 | [3679] Maintenance Of Software | 1,200 | 2,000 | 2,000 | 2,000 |
| | | | | | | AP22.205.010 | [3684] Antivirus Software | | | | |
| | | | | | | AP22.205.012 | [3686] Maintenance Of Building | | 2,000 | 2,000 | 2,000 |
| | | | | | | AP22.205.030 | [3704] Maintenance Of Computer | | 5,000 | 4,550 | 15,000 |
| | | | | | | | AP22.205 TOTAL | 1,600 | 12,000 | 11,550 | 22,000 |
| | | | | | | AP22.206 | Other Expenses | | | | |
| | | | | | | AP22.206.004 | [3713] Hospitality & Sumptuary Expenses | | | | |
| | | | | | | | AP22.206 TOTAL | | | | |
| | | | | | | | AP22 TOTAL | 1,58,950 | 93,000 | 1,01,150 | 1,64,000 |
| | | | | | | AP31 | Staff Payments & Benefits | | | | |
| | | | | | | AP31.201 | Aided Salaries (Teaching Staff Approved Under Sps) | | | | |
| | | | | | | AP31.201.002 | [3751] Clock Hour Basis / Consolidated | | | | |
| | | | | | | | AP31.201 TOTAL | | | | |
| | | | | | | AP31.204 | Unaided Salaries (Teaching Staff) | | | | |
| | | | | | | AP31.204.006 | [3785] Visiting Faculty Teaching | 1,29,000 | 1,50,000 | 2,45,400 | 2,00,000 |
| | | | | | | | AP31.204 TOTAL | 1,29,000 | 1,50,000 | 2,45,400 | 2,00,000 |
| | | | | | | AP31.205 | Un Aided Non Teaching | | | | |
| | | | | | | AP31.205.008 | [3807] Temp. Non Teaching Staff | | | 14,900 | |
| | | | | | | | AP31.205 TOTAL | | | 14,900 | |
| | | | | | | | AP31 TOTAL | 1,29,000 | 1,50,000 | 2,60,300 | 2,00,000 |
| AR32 | Other Income | | | | | | | | | | |
| AR32.208 | Miscellaneous Receipts | | | | | | | | | | |
| AR32.208.008 | [0567] Any Other Income | 2,600 | 2,000 | | | | | | | | |

| RECEIPTS | | | | | | EXPENDITURE | | | | | |
|--------------|--------------------------------------|--|------------------------------|--------------------------------------|------------------------------|--------------|-------------------------------------|--|------------------------------|--------------------------------------|------------------------------|
| ALIAS | PARTICULARS | Unaudited Figures For Year 2016 - 2017 | Budget Estimates 2017 - 2018 | Revised Budget Estimates 2017 - 2018 | Budget Estimates 2018 - 2019 | ALIAS | PARTICULARS | Unaudited Figures For Year 2016 - 2017 | Budget Estimates 2017 - 2018 | Revised Budget Estimates 2017 - 2018 | Budget Estimates 2018 - 2019 |
| | AR32.208 TOTAL | 2,600 | 2,000 | | | | | | | | |
| | AR32 TOTAL | 2,600 | 2,000 | | | | | | | | |
| | Sector A TOTAL | 5,76,200 | 6,20,305 | 8,79,700 | 7,89,800 | | Sector A TOTAL | 3,53,750 | 3,41,000 | 5,34,950 | 6,40,000 |
| Sector D | Deposits And Advances Budget | | | | | Sector D | Deposits And Advances Budget | | | | |
| DR01 | Students Related Deposits | | | | | DP01 | Students Related Deposits | | | | |
| DR01.302 | Laboratory Deposit | | | | | DP01.302 | Laboratory Deposit | | | | |
| DR01.302.001 | [2110] Receipts Of Deposit | | | 5,000 | 5,000 | DP01.302.001 | [5295] Refund Of Deposit | | | 5,000 | 5,000 |
| | DR01.302 TOTAL | | | 5,000 | 5,000 | | DP01.302 TOTAL | | | 5,000 | 5,000 |
| DR01.306 | Caution Maoney Deposit | | | | | DP01.306 | Caution Maoney Deposit | | | | |
| DR01.306.001 | [2171] Caution Money Deposit(refund) | | | 1,000 | 500 | DP01.306.001 | [5320] Refund Of Deposit | | | 1,000 | 500 |
| | DR01.306 TOTAL | | | 1,000 | 500 | | DP01.306 TOTAL | | | 1,000 | 500 |
| | DR01 TOTAL | | | 6,000 | 5,500 | | DP01 TOTAL | | | 6,000 | 5,500 |
| | Sector D TOTAL | | | 6,000 | 5,500 | | Sector D TOTAL | | | 6,000 | 5,500 |
| | 0399 Aided Total | 5,76,200 | 6,20,305 | 8,85,700 | 7,95,300 | | 0399 Aided Total | 3,53,750 | 3,41,000 | 5,40,950 | 6,45,500 |



5012 - Centre of Special Education, PG (Unaided)

(Old Unaided Code : 1324)

| RECEIPTS | | | | | | EXPENDITURE | | | | | |
|--------------|---|---|------------------------------------|---|------------------------------------|---------------|---|---|------------------------------------|---|------------------------------------|
| ALIAS | PARTICULARS | Unaudited Figures For Year 2016 - 2017 | Budget Estimates 2017 - 2018 | Revised Budget Estimates 2017 - 2018 | Budget Estimates 2018 - 2019 | ALIAS | PARTICULARS | Unaudited Figures For Year 2016 - 2017 | Budget Estimates 2017 - 2018 | Revised Budget Estimates 2017 - 2018 | Budget Estimates 2018 - 2019 |
| Sector A | Capital And Revenue Receipt / Expenditure Budget | | | | | Sector A | Capital And Revenue Receipt / Expenditure Budget | | | | |
| | | | | | | AP03 | Furniture & Fixtures | | | | |
| | | | | | | AP03.101 | Purchase Of Furniture & Fixtures | | | | |
| | | | | | | AP03.101.002 | [3056] Purchase Of Chairs & Boards | 38,400 | 50,000 | 25,000 | 50,000 |
| | | | | | | AP03.101.003 | [3057] Purchase Of Tables | 45,600 | 25,000 | 25,000 | 25,000 |
| | | | | | | AP03.101.004 | [3058] Purchase Of Cupboards | | 25,000 | | |
| | | | | | | | AP03.101 TOTAL | 84,000 | 1,00,000 | 50,000 | 75,000 |
| | | | | | | | AP03 TOTAL | 84,000 | 1,00,000 | 50,000 | 75,000 |
| | | | | | | AP04 | Equipments | | | | |
| | | | | | | AP04.101 | Purchase Of Equipments | | | | |
| | | | | | | AP04.101.010 | [3094] Purchase Speech & Sensory | 25,500 | 50,000 | 50,000 | 50,000 |
| | | | | | | AP04.101.011 | [3095] Purchase Of Xerox Machine | | | | |
| | | | | | | | AP04.101 TOTAL | 25,500 | 50,000 | 50,000 | 50,000 |
| | | | | | | | AP04 TOTAL | 25,500 | 50,000 | 50,000 | 50,000 |
| | | | | | | AP06 | Vehicles | | | | |
| | | | | | | AP06.101 | Purchase Of New Vehicle | | | | |
| | | | | | | AP06.101.002 | [3141] Purchase Of School Bus | | 20,00,000 | 18,00,000 | 20,00,000 |
| | | | | | | | AP06.101 TOTAL | | 20,00,000 | 18,00,000 | 20,00,000 |
| | | | | | | | AP06 TOTAL | | 20,00,000 | 18,00,000 | 20,00,000 |
| AR10 | Other Development Receipts | | | | | | | | | | |
| AR10.102 | Available Unspent Balance Uptill Previous Year | | | | | | | | | | |
| AR10.102.001 | [0120] Available Unspent Balance | | 25,00,000 | 25,00,000 | 25,00,000 | | | | | | |
| | AR10.102 TOTAL | | 25,00,000 | 25,00,000 | 25,00,000 | | | | | | |
| | AR10 TOTAL | | 25,00,000 | 25,00,000 | 25,00,000 | | | | | | |
| AR21 | Fees From Students & Colleges | | | | | AR21 | Academic & Activity Expenses | | | | |
| AR21.202 | Academic Receipts -Institution | | | | | AR21.202 | Activity Expenses | | | | |
| AR21.202.001 | [0220] Admission Fee | | | 3,000 | 8,000 | AR21.202.011 | [3365] Educational Tour Expenses | | 5,000 | 5,000 | 5,000 |
| AR21.202.002 | [0221] Tuition Fee | 14,73,000 | 15,18,000 | 14,52,000 | 14,52,000 | AR21.202.0127 | [8312] Annual Cultural Programme Expenses | | | 1,75,000 | 2,00,000 |
| | | | | | | AR21.202.027 | [3381] Vocational Courses Expenses | 5,500 | 50,000 | 20,000 | 50,000 |
| | | | | | | AR21.202.029 | [3383] Material For Daily Practices Expenses | | 5,000 | 5,000 | 5,000 |
| | | | | | | AR21.202.033 | [3387] Entertainment Expenses | | 15,000 | | 10,000 |

| RECEIPTS | | | | | | EXPENDITURE | | | | | |
|--------------|----------------------------------|--|------------------------------|--------------------------------------|------------------------------|--------------|--|--|------------------------------|--------------------------------------|------------------------------|
| ALIAS | PARTICULARS | Unaudited Figures For Year 2016 - 2017 | Budget Estimates 2017 - 2018 | Revised Budget Estimates 2017 - 2018 | Budget Estimates 2018 - 2019 | ALIAS | PARTICULARS | Unaudited Figures For Year 2016 - 2017 | Budget Estimates 2017 - 2018 | Revised Budget Estimates 2017 - 2018 | Budget Estimates 2018 - 2019 |
| | AR21.202 TOTAL | 14,73,000 | 15,18,000 | 14,55,000 | 14,60,000 | | AP21.202 TOTAL | 5,500 | 75,000 | 2,05,000 | 2,70,000 |
| AR21.203 | Activity Fees | | | | | | | | | | |
| AR21.203.017 | [0276] Term Fee | 47,500 | | 74,000 | 66,000 | | | | | | |
| AR21.203.022 | [0281] Care Taker Fee | | 27,600 | 23,000 | 26,400 | | | | | | |
| AR21.203.089 | [0348] Annual Cultural Programme | | | 1,75,000 | 2,00,000 | | | | | | |
| | AR21.203 TOTAL | 47,500 | 27,600 | 2,72,000 | 2,92,400 | | | | | | |
| AR21.207 | Other Fee | | | | | | | | | | |
| AR21.207.002 | [0412] Fine/ Miscellaneous Fee | | | 1,60,500 | 2,00,000 | | | | | | |
| | AR21.207 TOTAL | | | 1,60,500 | 2,00,000 | | | | | | |
| AR21.209 | Other Projects Receipts | | | | | AP21.209 | Students' Welfare , Sports & Cultural Activivities Expenses | | | | |
| AR21.209.004 | [0448] Donation | | | 57,000 | 50,000 | AP21.209.013 | [3562] Workshops & Seminars Expenses | | 10,000 | 10,000 | 10,000 |
| | AR21.209 TOTAL | | | 57,000 | 50,000 | | AP21.209 TOTAL | | 10,000 | 10,000 | 10,000 |
| | AR21 TOTAL | 15,20,500 | 15,45,600 | 19,44,500 | 20,02,400 | | AP21 TOTAL | 5,500 | 85,000 | 2,15,000 | 2,80,000 |
| | | | | | | AP22 | Administrative & General Expenses | | | | |
| | | | | | | AP22.201 | Administrative Expenses | | | | |
| | | | | | | AP22.201.002 | [3602] Printing | | 10,000 | 10,000 | 10,000 |
| | | | | | | AP22.201.003 | [3603] Stationery | | 5,000 | 5,000 | 5,000 |
| | | | | | | AP22.201.004 | [3604] Paper For Printing | | 5,000 | 5,000 | 5,000 |
| | | | | | | AP22.201.005 | [3605] Xeroxing Charges | | 20,000 | 20,000 | 20,000 |
| | | | | | | AP22.201.006 | [3606] Electricity And Power | | | | |
| | | | | | | AP22.201.007 | [3607] Telephone And Internet Charges | 13,100 | 40,000 | 17,400 | 40,000 |
| | | | | | | AP22.201.008 | [3608] Postage , Telegram & Courier Charges | 800 | 5,000 | 5,000 | 5,000 |
| | | | | | | AP22.201.010 | [3610] Professional Charges | | | | |
| | | | | | | AP22.201.016 | [3616] Sanitary Materials | 1,000 | 8,000 | 6,000 | 8,000 |
| | | | | | | AP22.201.017 | [3617] Garden Expenditure | | 5,000 | 5,000 | 5,000 |
| | | | | | | AP22.201.021 | [3621] Pest Control | | 10,000 | 10,000 | 10,000 |
| | | | | | | AP22.201.022 | [3622] Bank Charges | 600 | 1,000 | 600 | 1,000 |
| | | | | | | AP22.201.023 | [3623] Miscellaneous Expenses | 6,500 | 20,000 | 15,000 | 20,000 |
| | | | | | | AP22.201.028 | [3628] Outsourcing Account Work | | | 5,000 | 5,000 |
| | | | | | | AP22.201.039 | [3639] Establishment Expenses | | | | |
| | | | | | | | AP22.201 TOTAL | 22,000 | 1,29,000 | 1,04,000 | 1,34,000 |
| | | | | | | AP22.204 | Outsource Services | | | | |
| | | | | | | AP22.204.001 | [3665] House Keeping Services | | 10,000 | 10,000 | 10,000 |
| | | | | | | | AP22.204 TOTAL | | 10,000 | 10,000 | 10,000 |
| | | | | | | AP22.205 | Repairs And Maintenance | | | | |
| | | | | | | AP22.205.001 | [3675] Maintenance Of Office Equipments | | 10,000 | 10,000 | 10,000 |
| | | | | | | AP22.205.002 | [3676] Maintenance Of Furniture & Fixture | | 10,000 | 10,000 | 10,000 |

| RECEIPTS | | | | | | EXPENDITURE | | | | | |
|--------------|--|---|------------------------------------|---|------------------------------------|--------------|---|---|------------------------------------|---|------------------------------------|
| ALIAS | PARTICULARS | Unaudited Figures For Year 2016 - 2017 | Budget Estimates 2017 - 2018 | Revised Budget Estimates 2017 - 2018 | Budget Estimates 2018 - 2019 | ALIAS | PARTICULARS | Unaudited Figures For Year 2016 - 2017 | Budget Estimates 2017 - 2018 | Revised Budget Estimates 2017 - 2018 | Budget Estimates 2018 - 2019 |
| | | | | | | AP22.205.003 | [3677] Maintenance Of Electric Installation | | 5,000 | 5,000 | 5,000 |
| | | | | | | AP22.205.007 | [3681] Maintenance Of Telephone | | 2,000 | 2,000 | 2,000 |
| | | | | | | AP22.205.012 | [3686] Maintenance Of Building | | 25,000 | 21,000 | 25,000 |
| | | | | | | AP22.205.018 | [3692] Maintenance Of Garden | 1,200 | 5,000 | 5,000 | 5,000 |
| | | | | | | AP22.205.024 | [3698] Repairs Of Vehicles | | | | |
| | | | | | | AP22.205.030 | [3704] Maintenance Of Computer | | 10,000 | 10,000 | 10,000 |
| | | | | | | | AP22.205 TOTAL | 1,200 | 67,000 | 63,000 | 67,000 |
| | | | | | | AP22.207 | Contribution To Reserve Funds | | | | |
| | | | | | | AP22.207.004 | [3733] Salary Fund | | | | |
| | | | | | | | AP22.207 TOTAL | | | | |
| | | | | | | | AP22 TOTAL | 23,200 | 2,06,000 | 1,77,000 | 2,11,000 |
| | | | | | | AP31 | Staff Payments & Benefits | | | | |
| | | | | | | AP31.204 | Unaided Salaries (Teaching Staff) | | | | |
| | | | | | | AP31.204.001 | [3780] Pay & Allowances | 14,69,000 | 23,00,000 | 12,42,000 | 18,00,000 |
| | | | | | | | AP31.204 TOTAL | 14,69,000 | 23,00,000 | 12,42,000 | 18,00,000 |
| | | | | | | AP31.205 | Un Aided Non Teaching | | | | |
| | | | | | | AP31.205.001 | [3793] Pay & Allowances | 1,00,000 | 1,00,000 | 1,00,000 | 4,00,000 |
| | | | | | | | AP31.205 TOTAL | 1,00,000 | 1,00,000 | 1,00,000 | 4,00,000 |
| | | | | | | | AP31 TOTAL | 15,69,000 | 24,00,000 | 13,42,000 | 22,00,000 |
| AR32 | Other Income | | | | | | | | | | |
| AR32.202 | Interest On Saving Accounts | | | | | | | | | | |
| AR32.202.001 | [0520] Interest On Saving Bank Account | 96,728 | 1,00,000 | 2,14,500 | 2,00,000 | | | | | | |
| | AR32.202 TOTAL | 96,728 | 1,00,000 | 2,14,500 | 2,00,000 | | | | | | |
| AR32.208 | Miscellaneous Receipts | | | | | | | | | | |
| AR32.208.008 | [0567] Any Other Income | 77,490 | 69,000 | | | | | | | | |
| | AR32.208 TOTAL | 77,490 | 69,000 | | | | | | | | |
| | AR32 TOTAL | 1,74,218 | 1,69,000 | 2,14,500 | 2,00,000 | | | | | | |
| AR33 | Income From Investments | | | | | | | | | | |
| AR33.202 | Investment From University Fund | | | | | | | | | | |
| AR33.202.007 | [0627] Interest On Term Deposits With Bank | 1,93,688 | 12,00,000 | 2,62,000 | 3,00,000 | | | | | | |
| | AR33.202 TOTAL | 1,93,688 | 12,00,000 | 2,62,000 | 3,00,000 | | | | | | |
| | AR33 TOTAL | 1,93,688 | 12,00,000 | 2,62,000 | 3,00,000 | | | | | | |
| | Sector A TOTAL | 18,88,406 | 54,14,600 | 49,21,000 | 50,02,400 | | Sector A TOTAL | 17,07,200 | 48,41,000 | 36,34,000 | 48,16,000 |
| Sector B | Agency Budget | | | | | Sector B | Agency Budget | | | | |

| RECEIPTS | | | | | | EXPENDITURE | | | | | |
|--------------|---|--|------------------------------|--------------------------------------|------------------------------|--------------|--|--|------------------------------|--------------------------------------|------------------------------|
| ALIAS | PARTICULARS | Unaudited Figures For Year 2016 - 2017 | Budget Estimates 2017 - 2018 | Revised Budget Estimates 2017 - 2018 | Budget Estimates 2018 - 2019 | ALIAS | PARTICULARS | Unaudited Figures For Year 2016 - 2017 | Budget Estimates 2017 - 2018 | Revised Budget Estimates 2017 - 2018 | Budget Estimates 2018 - 2019 |
| BR08 | Grant-In-Aid U G C - Other Than Plan - Revenue | | | | | | | | | | |
| BR08.205 | M.A./ M.Sc. Innovative Prog. Teaching & Research In Interdisciplinary | | | | | | | | | | |
| BR08.205.009 | [1248] Interest On Investment | | | | | | | | | | |
| | BR08.205 TOTAL | | | | | | | | | | |
| | BR08 TOTAL | | | | | | | | | | |
| | Sector B TOTAL | | | | | | Sector B TOTAL | | | | |
| Sector D | Deposits And Advances Budget | | | | | Sector D | Deposits And Advances Budget | | | | |
| DR01 | Students Related Deposits | | | | | DP01 | Students Related Deposits | | | | |
| DR01.307 | Others | | | | | DP01.307 | Others | | | | |
| DR01.307.001 | [2135] Receipts Of Deposit | | | 20,000 | 20,000 | DP01.307.001 | [8350] Refund Of Deposit | | | 20,000 | 20,000 |
| | DR01.307 TOTAL | | | 20,000 | 20,000 | | DP01.307 TOTAL | | | 20,000 | 20,000 |
| | DR01 TOTAL | | | 20,000 | 20,000 | | DP01 TOTAL | | | 20,000 | 20,000 |
| DR02 | Deposits From Academic Institutions | | | | | DP02 | Deposits From Academic Institutions | | | | |
| DR02.302 | Deposits From Conducted Colleges | | | | | DP02.302 | Deposits From Conducted Colleges | | | | |
| DR02.302.001 | [2145] Receipts Of Deposit | | | 10,000 | | DP02.302.001 | [5230] Refund Of Deposit | | | 10,000 | |
| | DR02.302 TOTAL | | | 10,000 | | | DP02.302 TOTAL | | | 10,000 | |
| | DR02 TOTAL | | | 10,000 | | | DP02 TOTAL | | | 10,000 | |
| DR05 | Advances To Employees | | | | | DP05 | Advances To Employees | | | | |
| DR05.301 | Salary | | | | | DP05.301 | Salary | | | | |
| DR05.301.001 | [2211] Recovery Of Advances Paid | | | 6,000 | 6,000 | DP05.301.001 | [5391] Advances Paid | | | 6,000 | 6,000 |
| | DR05.301 TOTAL | | | 6,000 | 6,000 | | DP05.301 TOTAL | | | 6,000 | 6,000 |
| | DR05 TOTAL | | | 6,000 | 6,000 | | DP05 TOTAL | | | 6,000 | 6,000 |
| DR08 | Other Advances & Loans | | | | | DP08 | Other Advances & Loans | | | | |
| DR08.301 | Advances To Institutions | | | | | DP08.301 | Advances To Institutions | | | | |
| DR08.301.001 | [2265] Recovery Of Advances Paid | | | 15,000 | | DP08.301.001 | [6800] Advance Paid | | | 15,000 | |
| | DR08.301 TOTAL | | | 15,000 | | | DP08.301 TOTAL | | | 15,000 | |
| | DR08 TOTAL | | | 15,000 | | | DP08 TOTAL | | | 15,000 | |
| | Sector D TOTAL | | | 51,000 | 26,000 | | Sector D TOTAL | | | 51,000 | 26,000 |
| | 5012 Aided Total | 18,88,406 | 54,14,600 | 49,72,000 | 50,28,400 | | 5012 Aided Total | 17,07,200 | 48,41,000 | 36,85,000 | 48,42,000 |

Mumbai Juhu Campus
5027 - Hostel, Juhu (Unaided)
 (Old Unaided Code : 1123)

| RECEIPTS | | | | | | EXPENDITURE | | | | | |
|--------------|---|---|------------------------------------|---|------------------------------------|--------------|---|---|------------------------------------|---|------------------------------------|
| ALIAS | PARTICULARS | Unaudited Figures For Year 2016 - 2017 | Budget Estimates 2017 - 2018 | Revised Budget Estimates 2017 - 2018 | Budget Estimates 2018 - 2019 | ALIAS | PARTICULARS | Unaudited Figures For Year 2016 - 2017 | Budget Estimates 2017 - 2018 | Revised Budget Estimates 2017 - 2018 | Budget Estimates 2018 - 2019 |
| Sector A | Capital And Revenue Receipt / Expenditure Budget | | | | | Sector A | Capital And Revenue Receipt / Expenditure Budget | | | | |
| | | | | | | AP03 | Furniture & Fixtures | | | | |
| | | | | | | AP03.101 | Purchase Of Furniture & Fixtures | | | | |
| | | | | | | AP03.101.001 | [3065] Purchase Of Furniture | 97,000 | 2,00,000 | 20,000 | 2,00,000 |
| | | | | | | | AP03.101 TOTAL | 97,000 | 2,00,000 | 20,000 | 2,00,000 |
| | | | | | | AP03.102 | Major Repairs To Furniture & Fixtures | | | | |
| | | | | | | AP03.102.001 | [3075] Major Repairs To Furniture & Fixtures | | 2,00,000 | 2,00,000 | 2,00,000 |
| | | | | | | | AP03.102 TOTAL | | 2,00,000 | 2,00,000 | 2,00,000 |
| | | | | | | | AP03 TOTAL | 97,000 | 4,00,000 | 2,20,000 | 4,00,000 |
| | | | | | | AP04 | Equipments | | | | |
| | | | | | | AP04.101 | Purchase Of Equipments | | | | |
| | | | | | | AP04.101.003 | [3087] Purchase Of Equipment | | 2,00,000 | 50,000 | 2,00,000 |
| | | | | | | AP04.101.004 | [3088] Solar System | | | | 50,000 |
| | | | | | | AP04.101.005 | [3089] Lift | | 5,00,000 | 4,50,000 | 5,00,000 |
| | | | | | | AP04.101.006 | [3090] Fans / Geyser / Tubelights | | 2,00,000 | | |
| | | | | | | | AP04.101 TOTAL | | 9,00,000 | 5,00,000 | 7,50,000 |
| | | | | | | | AP04 TOTAL | | 9,00,000 | 5,00,000 | 7,50,000 |
| | | | | | | AP09 | Hardware & Peripherals | | | | |
| | | | | | | AP09.101 | Development Exp. | | | | |
| | | | | | | AP09.101.001 | [3200] Purchase Of Computer | 4,900 | 60,000 | 50,000 | 70,000 |
| | | | | | | AP09.101.002 | [3201] Purchase Of Hardware | | | | 30,000 |
| | | | | | | | AP09.101 TOTAL | 4,900 | 60,000 | 50,000 | 1,00,000 |
| | | | | | | | AP09 TOTAL | 4,900 | 60,000 | 50,000 | 1,00,000 |
| AR10 | Other Development Receipts | | | | | | | | | | |
| AR10.102 | Available Unspent Balance Uptill Previous Year | | | | | | | | | | |
| AR10.102.001 | [0120] Available Unspent Balance | | | | | | | | | | |
| | AR10.102 TOTAL | | | | | | | | | | |
| | AR10 TOTAL | | | | | | | | | | |
| AR21 | Fees From Students & Colleges | | | | | AP21 | Academic & Activity Expenses | | | | |
| AR21.202 | Academic Receipts -Institution | | | | | | | | | | |
| AR21.202.001 | [0220] Admission Fee | 8,16,000 | 8,00,000 | 8,88,300 | 9,00,000 | | | | | | |

| RECEIPTS | | | | | | EXPENDITURE | | | | | |
|--------------|--|--|------------------------------|--------------------------------------|------------------------------|--------------|--|--|------------------------------|--------------------------------------|------------------------------|
| ALIAS | PARTICULARS | Unaudited Figures For Year 2016 - 2017 | Budget Estimates 2017 - 2018 | Revised Budget Estimates 2017 - 2018 | Budget Estimates 2018 - 2019 | ALIAS | PARTICULARS | Unaudited Figures For Year 2016 - 2017 | Budget Estimates 2017 - 2018 | Revised Budget Estimates 2017 - 2018 | Budget Estimates 2018 - 2019 |
| | [0233] Medical Fee - Gross | | | | | | | | | | |
| | [0234] Medical Fee-Less : Transfer To University | | | | | | | | | | |
| AR21.202.008 | [0235] Medical Fee - Net | 2,36,600 | 3,00,000 | 2,63,900 | 3,00,000 | | | | | | |
| AR21.202.020 | [6313] Establishment Fees | 14,54,400 | 15,00,000 | 15,98,400 | 16,20,000 | | | | | | |
| | AR21.202 TOTAL | 25,07,000 | 26,00,000 | 27,50,600 | 28,20,000 | | | | | | |
| AR21.203 | Activity Fees | | | | | | | | | | |
| AR21.203.054 | [0313] Internet Fees | 3,06,350 | 3,00,000 | 3,91,000 | 4,00,000 | | | | | | |
| | AR21.203 TOTAL | 3,06,350 | 3,00,000 | 3,91,000 | 4,00,000 | | | | | | |
| AR21.207 | Other Fee | | | | | | | | | | |
| AR21.207.018 | [0428] Hostel Mess Fees - Net | 61,00,000 | 65,00,000 | 1,10,99,000 | 1,10,50,000 | | | | | | |
| | AR21.207 TOTAL | 61,00,000 | 65,00,000 | 1,10,99,000 | 1,10,50,000 | | | | | | |
| | AR21 TOTAL | 89,13,350 | 94,00,000 | 1,42,40,600 | 1,42,70,000 | | | | | | |
| | | | | | | AP21.209 | Students' Welfare , Sports & Cultural Activities Expenses | | | | |
| | | | | | | AP21.209.001 | [3550] Annual Social /Cultural | | 25,000 | 25,000 | 25,000 |
| | | | | | | | AP21.209 TOTAL | | 25,000 | 25,000 | 25,000 |
| | | | | | | | AP21 TOTAL | | 25,000 | 25,000 | 25,000 |
| | | | | | | AP22 | Administrative & General Expenses | | | | |
| | | | | | | AP22.201 | Administrative Expenses | | | | |
| | | | | | | AP22.201.002 | [3602] Printing | | 75,000 | 50,000 | 75,000 |
| | | | | | | AP22.201.005 | [3605] Xeroxing Charges | 1,600 | 5,000 | 5,000 | 5,000 |
| | | | | | | AP22.201.006 | [3606] Electricity And Power | 1,67,000 | 4,00,000 | 10,51,000 | 11,00,000 |
| | | | | | | AP22.201.007 | [3607] Telephone And Internet Charges | 5,953 | 75,000 | 26,000 | 50,000 |
| | | | | | | AP22.201.010 | [3610] Professional Charges | 50,000 | 50,000 | | |
| | | | | | | AP22.201.014 | [3614] News Paper, Periodicals (Magaziens & Journals) | 10,927 | 25,000 | 25,000 | 25,000 |
| | | | | | | AP22.201.015 | [3615] Uniform To Peons | | 20,000 | 20,000 | |
| | | | | | | AP22.201.016 | [3616] Sanitary Materials | 36,801 | 2,00,000 | 1,00,000 | 1,00,000 |
| | | | | | | AP22.201.017 | [3617] Garden Expenditure | 5,000 | 5,000 | 5,000 | 5,000 |
| | | | | | | AP22.201.021 | [3621] Pest Control | 4,400 | 1,00,000 | 13,000 | 1,00,000 |
| | | | | | | AP22.201.022 | [3622] Bank Charges | 7,500 | 8,000 | 8,000 | 7,000 |
| | | | | | | AP22.201.023 | [3623] Miscellaneous Expenses | 14,956 | 25,000 | 25,000 | 25,000 |
| | | | | | | AP22.201.024 | [3624] Statutory Audit Charges | 25,000 | 25,000 | 25,000 | 25,000 |
| | | | | | | AP22.201.025 | [3625] Internal Audit Charges | 25,000 | 25,000 | 25,000 | 25,000 |
| | | | | | | AP22.201.026 | [3626] Accounts Streamlining Charges | | | | |
| | | | | | | AP22.201.027 | [3627] Cable Charges | | 40,000 | 12,000 | 15,000 |
| | | | | | | AP22.201.028 | [3628] Outsourcing Account Work | 5,000 | 5,000 | | |
| | | | | | | | AP22.201 TOTAL | 3,59,137 | 10,83,000 | 13,90,000 | 15,57,000 |
| | | | | | | AP22.202 | Travelling And Transportation Expenses | | | | |

| RECEIPTS | | | | | | EXPENDITURE | | | | | |
|--------------|--|---|------------------------------------|---|------------------------------------|--------------|---|---|------------------------------------|---|------------------------------------|
| ALIAS | PARTICULARS | Unaudited Figures For Year 2016 - 2017 | Budget Estimates 2017 - 2018 | Revised Budget Estimates 2017 - 2018 | Budget Estimates 2018 - 2019 | ALIAS | PARTICULARS | Unaudited Figures For Year 2016 - 2017 | Budget Estimates 2017 - 2018 | Revised Budget Estimates 2017 - 2018 | Budget Estimates 2018 - 2019 |
| | | | | | | AP22.202.001 | [3645] Ta/Da Expenses Staff | 3,000 | 8,000 | 8,000 | 8,000 |
| | | | | | | | AP22.202 TOTAL | 3,000 | 8,000 | 8,000 | 8,000 |
| | | | | | | AP22.204 | Outsource Services | | | | |
| | | | | | | AP22.204.001 | [3665] House Keeping Services | 5,00,700 | 9,00,000 | 79,400 | 25,000 |
| | | | | | | AP22.204.004 | [3668] Water | 41,500 | 50,000 | 50,000 | 50,000 |
| | | | | | | | AP22.204 TOTAL | 5,42,200 | 9,50,000 | 1,29,400 | 75,000 |
| | | | | | | AP22.205 | Repairs And Maintenance | | | | |
| | | | | | | AP22.205.002 | [3676] Maintenance Of Furniture & Fixture | 5,400 | 2,00,000 | 84,200 | 2,00,000 |
| | | | | | | AP22.205.003 | [3677] Maintenance Of Electric Installation | 9,952 | 2,00,000 | 1,00,000 | 1,00,000 |
| | | | | | | AP22.205.009 | [3683] Network Maintenance | | 1,50,000 | 1,50,000 | 1,50,000 |
| | | | | | | AP22.205.012 | [3686] Maintenance Of Building | 38,200 | 10,00,000 | 10,00,000 | 10,00,000 |
| | | | | | | AP22.205.020 | [3694] Maintenance Of Lifts | | 50,000 | 50,000 | 50,000 |
| | | | | | | | AP22.205 TOTAL | 53,552 | 16,00,000 | 13,84,200 | 15,00,000 |
| | | | | | | AP22.206 | Other Expenses | | | | |
| | | | | | | AP22.206.012 | [3721] Rent Paid To University | 14,31,700 | 15,00,000 | 18,00,000 | 19,00,000 |
| | | | | | | AP22.206.013 | [3722] Payment To Contractor | 92,75,000 | 95,00,000 | 1,05,00,000 | 1,10,00,000 |
| | | | | | | | AP22.206 TOTAL | 1,07,06,700 | 1,10,00,000 | 1,23,00,000 | 1,29,00,000 |
| | | | | | | AP22.207 | Contribution To Reserve Funds | | | | |
| | | | | | | AP22.207.004 | [3733] Salary Fund | | | | |
| | | | | | | | AP22.207 TOTAL | | | | |
| | | | | | | | AP22 TOTAL | 1,16,64,589 | 1,46,41,000 | 1,52,11,600 | 1,60,40,000 |
| | | | | | | AP31 | Staff Payments & Benefits | | | | |
| | | | | | | AP31.205 | Un Aided Non Teaching | | | | |
| | | | | | | AP31.205.001 | [3793] Pay & Allowances | 14,03,600 | 20,00,000 | 19,40,000 | 21,00,000 |
| | | | | | | AP31.205.008 | [3807] Temp. Non Teaching Staff | 4,44,500 | 6,00,000 | 5,51,000 | 6,00,000 |
| | | | | | | AP31.205.010 | [3809] C. P. F. Management Share | 1,00,000 | 2,00,000 | 1,00,000 | 1,00,000 |
| | | | | | | | AP31.205 TOTAL | 19,48,100 | 28,00,000 | 25,91,000 | 28,00,000 |
| | | | | | | | AP31 TOTAL | 19,48,100 | 28,00,000 | 25,91,000 | 28,00,000 |
| AR32 | Other Income | | | | | | | | | | |
| AR32.202 | Interest On Saving Accounts | | | | | | | | | | |
| AR32.202.001 | [0520] Interest On Saving Bank Account | 15,800 | 1,00,000 | 1,00,000 | 25,000 | | | | | | |
| | AR32.202 TOTAL | 15,800 | 1,00,000 | 1,00,000 | 25,000 | | | | | | |
| AR32.208 | Miscellaneous Receipts | | | | | | | | | | |
| AR32.208.012 | [0572] Income From Mess Santacruz | | | | | | | | | | |
| | AR32.208 TOTAL | | | | | | | | | | |
| | AR32 TOTAL | 15,800 | 1,00,000 | 1,00,000 | 25,000 | | | | | | |

| RECEIPTS | | | | | | EXPENDITURE | | | | | |
|--------------|---|--|------------------------------|--------------------------------------|------------------------------|--------------|--|--|------------------------------|--------------------------------------|------------------------------|
| ALIAS | PARTICULARS | Unaudited Figures For Year 2016 - 2017 | Budget Estimates 2017 - 2018 | Revised Budget Estimates 2017 - 2018 | Budget Estimates 2018 - 2019 | ALIAS | PARTICULARS | Unaudited Figures For Year 2016 - 2017 | Budget Estimates 2017 - 2018 | Revised Budget Estimates 2017 - 2018 | Budget Estimates 2018 - 2019 |
| AR33 | Income From Investments | | | | | | | | | | |
| AR33.202 | Investment From University Fund | | | | | | | | | | |
| AR33.202.007 | [0627] Interest On Term Deposits With Bank | 40,00,000 | 42,00,000 | 22,00,000 | 20,00,000 | | | | | | |
| | AR33.202 TOTAL | 40,00,000 | 42,00,000 | 22,00,000 | 20,00,000 | | | | | | |
| | AR33 TOTAL | 40,00,000 | 42,00,000 | 22,00,000 | 20,00,000 | | | | | | |
| AR34 | Sale Of Publications | | | | | | | | | | |
| AR34.203 | Sale Of Prospectus & Admission Forms | | | | | | | | | | |
| AR34.203.001 | [0645] Sale Of Prospectus & Admission Forms | 70,500 | 1,00,000 | 57,000 | 75,000 | | | | | | |
| | AR34.203 TOTAL | 70,500 | 1,00,000 | 57,000 | 75,000 | | | | | | |
| | AR34 TOTAL | 70,500 | 1,00,000 | 57,000 | 75,000 | | | | | | |
| AR35 | Compensation For Using Premises | | | | | | | | | | |
| AR35.202 | Hostel Room Charges | | | | | | | | | | |
| AR35.202.001 | [0670] Room Charges From Students | 22,28,500 | 25,00,000 | 24,00,000 | 25,00,000 | | | | | | |
| AR35.202.002 | [0671] Room Charges From Guests | 1,75,900 | 2,00,000 | 2,25,000 | 2,50,000 | | | | | | |
| AR35.202.003 | [0672] Electricity Charges From Students | 9,61,000 | 11,00,000 | 12,28,000 | 12,50,000 | | | | | | |
| AR35.202.004 | [0673] Service Charges From Students | 8,98,350 | 10,00,000 | 11,85,000 | 12,00,000 | | | | | | |
| AR35.202.005 | [0674] Other | 35,900 | 4,00,000 | 1,10,000 | 10,00,000 | | | | | | |
| | AR35.202 TOTAL | 42,99,650 | 52,00,000 | 51,48,000 | 62,00,000 | | | | | | |
| | AR35 TOTAL | 42,99,650 | 52,00,000 | 51,48,000 | 62,00,000 | | | | | | |
| | Sector A TOTAL | 1,72,99,300 | 1,90,00,000 | 2,17,45,600 | 2,25,70,000 | | Sector A TOTAL | 1,37,14,589 | 1,88,26,000 | 1,85,97,600 | 2,01,15,000 |
| Sector B | Agency Budget | | | | | Sector B | Agency Budget | | | | |
| | | | | | | BP01 | Grant -In- Aid State /Central Government Agency - Other Than Research Other Operational Expenditure | | | | |
| | | | | | | BP01.209 | | | | | |
| | | | | | | BP01.209.015 | [4035] Conveyance | | | | |
| | | | | | | | BP01.209 TOTAL | | | | |
| | | | | | | | BP01 TOTAL | | | | |
| | Sector B TOTAL | | | | | | Sector B TOTAL | | | | |
| Sector C | Earmarked And Special Funds Budget | | | | | Sector C | Earmarked And Special Funds Budget | | | | |
| CR04 | Trust Fund | | | | | CP04 | Trust Fund | | | | |
| CR04.201 | Contribution Cpf Recovery | | | | | | | | | | |
| CR04.201.004 | [1708] Contribution From Non-Teaching Un-Aided | | | | | | | | | | |
| | CR04.201 TOTAL | | | | | | | | | | |

| R E C E I P T S | | | | | | E X P E N D I T U R E | | | | | |
|-----------------|--|---|------------------------------------|---|------------------------------------|--------------------------|--|---|------------------------------------|---|------------------------------------|
| ALIAS | PARTICULARS | Unaudited Figures For Year 2016 - 2017 | Budget Estimates 2017 - 2018 | Revised Budget Estimates 2017 - 2018 | Budget Estimates 2018 - 2019 | ALIAS | PARTICULARS | Unaudited Figures For Year 2016 - 2017 | Budget Estimates 2017 - 2018 | Revised Budget Estimates 2017 - 2018 | Budget Estimates 2018 - 2019 |
| | CR04 TOTAL | | | | | CP04.203 CP04.203.002 | Payment Of Cpf Claims [5031] Payment Of Claims - Non-Teaching Un- Aided | | | | |
| | Sector C TOTAL | | | | | | CP04.203 TOTAL CP04 TOTAL Sector C TOTAL | | | | |
| Sector D | Deposits And Advances Budget | | | | | Sector D | Deposits And Advances Budget | | | | |
| DR01 | Students Related Deposits | | | | | DP01 | Students Related Deposits | | | | |
| DR01.303 | Hostel Deposit | | | | | DP01.303 | Hostel Deposit | | | | |
| DR01.303.001 | [2155] Receipts Of Deposit | 3,84,000 | 5,00,000 | 4,00,000 | 5,00,000 | DP01.303.001 | [5301] Refund Of Deposit | 3,84,000 | 5,00,000 | 4,00,000 | 5,00,000 |
| | DR01.303 TOTAL | 3,84,000 | 5,00,000 | 4,00,000 | 5,00,000 | | DP01.303 TOTAL | 3,84,000 | 5,00,000 | 4,00,000 | 5,00,000 |
| DR01.304 | Mess & Canteen Deposit | | | | | DP01.304 | Mess & Canteen Deposit | | | | |
| DR01.304.001 | [2160] Receipts Of Deposit | 4,92,500 | 6,25,000 | 5,00,000 | 6,25,000 | DP01.304.001 | [7945] Refund Of Deposit | 4,92,500 | 5,75,000 | 5,00,000 | 6,25,000 |
| | DR01.304 TOTAL | 4,92,500 | 6,25,000 | 5,00,000 | 6,25,000 | | DP01.304 TOTAL | 4,92,500 | 5,75,000 | 5,00,000 | 6,25,000 |
| | DR01 TOTAL | 8,76,500 | 11,25,000 | 9,00,000 | 11,25,000 | | DP01 TOTAL | 8,76,500 | 10,75,000 | 9,00,000 | 11,25,000 |
| DR02 | Deposits From Academic Institutions | | | | | | | | | | |
| DR02.302 | Deposits From Conducted Colleges | | | | | | | | | | |
| DR02.302.001 | [2145] Receipts Of Deposit | | | | | | | | | | |
| | DR02.302 TOTAL | | | | | | | | | | |
| | DR02 TOTAL | | | | | | | | | | |
| DR05 | Advances To Employees | | | | | DP05 | Advances To Employees | | | | |
| DR05.302 | Festival | | | | | DP05.302 | Festival | | | | |
| DR05.302.001 | [2220] Recovery Of Advances Paid | 40,000 | | 40,000 | 48,000 | DP05.302.001 | [5395] Advances Paid | 40,000 | 50,000 | 40,000 | 48,000 |
| | DR05.302 TOTAL | 40,000 | | 40,000 | 48,000 | | DP05.302 TOTAL | 40,000 | 50,000 | 40,000 | 48,000 |
| | DR05 TOTAL | 40,000 | | 40,000 | 48,000 | | DP05 TOTAL | 40,000 | 50,000 | 40,000 | 48,000 |
| DR08 | Other Advances & Loans | | | | | DP08 | Other Advances & Loans | | | | |
| DR08.301 | Advances To Institutions | | | | | DP08.301 | Advances To Institutions | | | | |
| DR08.301.001 | [2265] Recovery Of Advances Paid | | | | | DP08.301.001 | [6800] Advance Paid | | | | |
| | DR08.301 TOTAL | | | | | | DP08.301 TOTAL | | | | |
| | DR08 TOTAL | | | | | | DP08 TOTAL | | | | |
| | Sector D TOTAL | 9,16,500 | 11,25,000 | 9,40,000 | 11,73,000 | | Sector D TOTAL | 9,16,500 | 11,25,000 | 9,40,000 | 11,73,000 |
| | 5027 Aided Total | 1,82,15,800 | 2,01,25,000 | 2,26,85,600 | 2,37,43,000 | | 5027 Aided Total | 1,46,31,089 | 1,99,51,000 | 1,95,37,600 | 2,12,88,000 |

5029 - Ramkrishna Bajaj - CFBP Consumer Education and Testing Centre (Unaided)

(Old Unaided Code : 1128)

| RECEIPTS | | | | | | EXPENDITURE | | | | | |
|--------------|---|---|------------------------------------|---|------------------------------------|--------------|---|---|------------------------------------|---|------------------------------------|
| ALIAS | PARTICULARS | Unaudited Figures For Year 2016 - 2017 | Budget Estimates 2017 - 2018 | Revised Budget Estimates 2017 - 2018 | Budget Estimates 2018 - 2019 | ALIAS | PARTICULARS | Unaudited Figures For Year 2016 - 2017 | Budget Estimates 2017 - 2018 | Revised Budget Estimates 2017 - 2018 | Budget Estimates 2018 - 2019 |
| Sector A | Capital And Revenue Receipt / Expenditure Budget | | | | | Sector A | Capital And Revenue Receipt / Expenditure Budget | | | | |
| | | | | | | AP04 | Equipments | | | | |
| | | | | | | AP04.101 | Purchase Of Equipments | | | | |
| | | | | | | AP04.101.003 | [3087] Purchase Of Equipment | | 1,00,000 | 41,000 | 50,000 |
| | | | | | | | AP04.101 TOTAL | | 1,00,000 | 41,000 | 50,000 |
| | | | | | | AP04.102 | Major Repairs To Equipments | | | | |
| | | | | | | AP04.102.001 | [3120] Repairs To Equipments | 44,200 | 1,00,000 | 58,000 | 80,000 |
| | | | | | | | AP04.102 TOTAL | 44,200 | 1,00,000 | 58,000 | 80,000 |
| | | | | | | | AP04 TOTAL | 44,200 | 2,00,000 | 99,000 | 1,30,000 |
| | | | | | | AP08 | Software & Development | | | | |
| | | | | | | AP08.103 | Upgradation Of Software | | | | |
| | | | | | | AP08.103.004 | [3193] Upgradation Of Software | | 5,000 | | |
| | | | | | | | AP08.103 TOTAL | | 5,000 | | |
| | | | | | | | AP08 TOTAL | | 5,000 | | |
| | | | | | | AP09 | Hardware & Peripherals | | | | |
| | | | | | | AP09.101 | Development Exp. | | | | |
| | | | | | | AP09.101.001 | [3200] Purchase Of Computer | | 40,000 | | 40,000 |
| | | | | | | | AP09.101 TOTAL | | 40,000 | | 40,000 |
| | | | | | | | AP09 TOTAL | | 40,000 | | 40,000 |
| AR21 | Fees From Students & Colleges | | | | | AP21 | Academic & Activity Expenses | | | | |
| | | | | | | AP21.202 | Activity Expenses | | | | |
| | | | | | | AP21.202.081 | [3434] Nabl Expenses | 66,000 | 1,00,000 | 69,000 | 1,00,000 |
| | | | | | | | AP21.202 TOTAL | 66,000 | 1,00,000 | 69,000 | 1,00,000 |
| AR21.203 | Activity Fees | | | | | | | | | | |
| AR21.203.004 | [0263] Internship Fee | | | | 10,000 | | | | | | |
| AR21.203.024 | [0283] Testing Charges | 14,40,300 | 17,00,000 | 13,96,400 | 15,30,000 | | | | | | |
| AR21.203.025 | [0284] Training Charges | 39,500 | 35,000 | 10,000 | | | | | | | |
| AR21.203.026 | [0285] Use Of Instrument Facilities | 1,00,000 | 60,000 | 1,47,000 | 1,50,000 | | | | | | |
| AR21.203.032 | [0291] Certificate Course Fee | | | | 20,000 | | | | | | |
| | AR21.203 TOTAL | 15,79,800 | 17,95,000 | 15,53,400 | 17,10,000 | | | | | | |
| | | | | | | AP21.207 | Materials, Consumables, Stores & Chemicals | | | | |
| | | | | | | AP21.207.002 | [3531] Consumables Expenses | 9,000 | 30,000 | 9,500 | 15,000 |

| RECEIPTS | | | | | | EXPENDITURE | | | | | |
|----------|-------------------|---|------------------------------------|---|------------------------------------|--------------|--|---|------------------------------------|---|------------------------------------|
| ALIAS | PARTICULARS | Unaudited Figures For Year 2016 - 2017 | Budget Estimates 2017 - 2018 | Revised Budget Estimates 2017 - 2018 | Budget Estimates 2018 - 2019 | ALIAS | PARTICULARS | Unaudited Figures For Year 2016 - 2017 | Budget Estimates 2017 - 2018 | Revised Budget Estimates 2017 - 2018 | Budget Estimates 2018 - 2019 |
| | | | | | | AP21.207.003 | [3532] Chemical & Glassware Expenses | 3,06,000 | 2,75,000 | 2,23,000 | 2,50,000 |
| | | | | | | | AP21.207 TOTAL | 3,15,000 | 3,05,000 | 2,32,500 | 2,65,000 |
| | AR21 TOTAL | 15,79,800 | 17,95,000 | 15,53,400 | 17,10,000 | | AP21 TOTAL | 3,81,000 | 4,05,000 | 3,01,500 | 3,65,000 |
| | | | | | | AP22 | Administrative & General Expenses | | | | |
| | | | | | | AP22.201 | Administrative Expenses | | | | |
| | | | | | | AP22.201.002 | [3602] Printing | | 5,000 | 2,000 | 5,000 |
| | | | | | | AP22.201.003 | [3603] Stationery | 5,200 | 5,000 | 5,000 | 5,000 |
| | | | | | | AP22.201.004 | [3604] Paper For Printing | | 3,000 | | 3,000 |
| | | | | | | AP22.201.005 | [3605] Xeroxing Charges | 2,800 | 5,000 | 2,000 | 4,000 |
| | | | | | | AP22.201.006 | [3606] Electricity And Power | 1,14,000 | 1,00,000 | 1,20,000 | 1,20,000 |
| | | | | | | AP22.201.007 | [3607] Telephone And Internet Charges | 22,500 | 15,000 | 19,000 | 19,000 |
| | | | | | | AP22.201.008 | [3608] Postage , Telegram & Courier Charges | 2,900 | 4,000 | 3,000 | 4,000 |
| | | | | | | AP22.201.009 | [3609] Legal Charges | 10,000 | 5,000 | | |
| | | | | | | AP22.201.010 | [3610] Professional Charges | 30,100 | 25,000 | 10,000 | 15,000 |
| | | | | | | AP22.201.011 | [3611] Meeting Expenses | 2,000 | 5,000 | 5,000 | 5,000 |
| | | | | | | AP22.201.012 | [3612] Membership / Subscription Expenses | | 3,000 | | |
| | | | | | | AP22.201.013 | [3613] Contingency Expenses | 2,000 | 3,000 | 2,000 | 10,000 |
| | | | | | | AP22.201.014 | [3614] News Paper, Periodicals (Magaziens & Journals) | | 3,000 | | |
| | | | | | | AP22.201.015 | [3615] Uniform To Peons | 800 | 3,000 | 400 | 1,000 |
| | | | | | | AP22.201.016 | [3616] Sanitary Materials | 1,000 | 2,000 | 1,000 | 2,000 |
| | | | | | | AP22.201.018 | [3618] Staff Welfare Expenses | | 2,000 | | |
| | | | | | | AP22.201.020 | [3620] Labour Charges | | 2,000 | | 1,000 |
| | | | | | | AP22.201.021 | [3621] Pest Control | 5,000 | 10,000 | 6,700 | 10,000 |
| | | | | | | AP22.201.022 | [3622] Bank Charges | 9,000 | 1,000 | 8,100 | 9,000 |
| | | | | | | AP22.201.023 | [3623] Miscellaneous Expenses | 7,000 | 20,000 | 15,000 | 20,000 |
| | | | | | | AP22.201.024 | [3624] Statutory Audit Charges | 15,000 | 15,000 | | 15,000 |
| | | | | | | AP22.201.025 | [3625] Internal Audit Charges | 15,000 | 15,000 | | 15,000 |
| | | | | | | AP22.201.028 | [3628] Outsourcing Account Work | 5,000 | | | 10,000 |
| | | | | | | AP22.201.040 | [3640] Consultancy Charges | | 5,000 | | |
| | | | | | | | AP22.201 TOTAL | 2,49,300 | 2,56,000 | 1,99,200 | 2,73,000 |
| | | | | | | AP22.202 | Travelling And Transportation Expenses | | | | |
| | | | | | | AP22.202.001 | [3645] Ta/Da Expenses Staff | 10,000 | 10,000 | 10,000 | 10,000 |
| | | | | | | AP22.202.002 | [3646] Ta/Da Expenses Meeting | 1,500 | 2,000 | 1,000 | 1,000 |
| | | | | | | AP22.202.003 | [3647] Vehicle Hire Charges | | 10,000 | | |
| | | | | | | AP22.202.004 | [3648] Food Allowance | | 20,000 | | |
| | | | | | | AP22.202.005 | [3649] Nabl Travelling Charges | 2,100 | 30,000 | | 15,000 |
| | | | | | | | AP22.202 TOTAL | 13,600 | 72,000 | 11,000 | 26,000 |

| RECEIPTS | | | | | | EXPENDITURE | | | | | |
|--------------|--|--|------------------------------|--------------------------------------|------------------------------|--------------|---|--|------------------------------|--------------------------------------|------------------------------|
| ALIAS | PARTICULARS | Unaudited Figures For Year 2016 - 2017 | Budget Estimates 2017 - 2018 | Revised Budget Estimates 2017 - 2018 | Budget Estimates 2018 - 2019 | ALIAS | PARTICULARS | Unaudited Figures For Year 2016 - 2017 | Budget Estimates 2017 - 2018 | Revised Budget Estimates 2017 - 2018 | Budget Estimates 2018 - 2019 |
| | | | | | | AP22.204 | Outsource Services | | | | |
| | | | | | | AP22.204.001 | [3665] House Keeping Services | 1,500 | 5,000 | | 5,000 |
| | | | | | | AP22.204.006 | [3670] Other Services | | 25,000 | 15,000 | 15,000 |
| | | | | | | | AP22.204 TOTAL | 1,500 | 30,000 | 15,000 | 20,000 |
| | | | | | | AP22.205 | Repairs And Maintenance | | | | |
| | | | | | | AP22.205.001 | [3675] Maintenance Of Office Equipments | | | 50,000 | 50,000 |
| | | | | | | AP22.205.003 | [3677] Maintenance Of Electric Installation | | 20,000 | 500 | 3,000 |
| | | | | | | AP22.205.004 | [3678] Maintenance Of Hardwares | 3,000 | 10,000 | 2,500 | |
| | | | | | | AP22.205.005 | [3679] Maintenance Of Software | | 3,000 | | |
| | | | | | | AP22.205.006 | [3680] Maintenance Of AC | | 5,000 | 2,000 | 5,000 |
| | | | | | | AP22.205.010 | [3684] Antivirus Software | 1,400 | 3,000 | 2,000 | 5,000 |
| | | | | | | AP22.205.016 | [3690] Maintenance Of Fire Systems | 3,000 | 10,000 | | 10,000 |
| | | | | | | AP22.205.026 | [3700] Emergency & Unforeseen Repairs | 7,500 | 8,000 | 5,000 | 10,000 |
| | | | | | | AP22.205.030 | [3704] Maintenance Of Computer | | | | 5,000 |
| | | | | | | | AP22.205 TOTAL | 14,900 | 59,000 | 62,000 | 88,000 |
| | | | | | | AP22.206 | Other Expenses | | | | |
| | | | | | | AP22.206.004 | [3713] Hospitality & Sumptuary Expenses | 1,400 | 3,000 | 550 | 1,000 |
| | | | | | | | AP22.206 TOTAL | 1,400 | 3,000 | 550 | 1,000 |
| | | | | | | | AP22 TOTAL | 2,80,700 | 4,20,000 | 2,87,750 | 4,08,000 |
| | | | | | | AP31 | Staff Payments & Benefits | | | | |
| | | | | | | AP31.205 | Un Aided Non Teaching | | | | |
| | | | | | | AP31.205.001 | [3793] Pay & Allowances | 9,31,000 | 8,50,000 | 8,70,000 | 8,60,000 |
| | | | | | | AP31.205.008 | [3807] Temp. Non Teaching Staff | | | | 90,000 |
| | | | | | | | AP31.205 TOTAL | 9,31,000 | 8,50,000 | 8,70,000 | 9,50,000 |
| | | | | | | | AP31 TOTAL | 9,31,000 | 8,50,000 | 8,70,000 | 9,50,000 |
| AR32 | Other Income | | | | | | | | | | |
| AR32.202 | Interest On Saving Accounts | | | | | | | | | | |
| AR32.202.001 | [0520] Interest On Saving Bank Account | 7,000 | 20,000 | 7,000 | 15,000 | | | | | | |
| | AR32.202 TOTAL | 7,000 | 20,000 | 7,000 | 15,000 | | | | | | |
| AR32.208 | Miscellaneous Receipts | | | | | | | | | | |
| AR32.208.003 | [0562] Income From Consultancy Charges | 17,500 | 10,000 | 7,500 | 10,000 | | | | | | |
| AR32.208.008 | [0567] Any Other Income | 300 | | 800 | 1,000 | | | | | | |
| | AR32.208 TOTAL | 17,800 | 10,000 | 8,300 | 11,000 | | | | | | |
| | AR32 TOTAL | 24,800 | 30,000 | 15,300 | 26,000 | | | | | | |
| AR33 | Income From Investments | | | | | | | | | | |
| AR33.202 | Investment From University Fund | | | | | | | | | | |

| RECEIPTS | | | | | | EXPENDITURE | | | | | |
|--------------|--|---|------------------------------------|---|------------------------------------|--------------|--|---|------------------------------------|---|------------------------------------|
| ALIAS | PARTICULARS | Unaudited Figures For Year 2016 - 2017 | Budget Estimates 2017 - 2018 | Revised Budget Estimates 2017 - 2018 | Budget Estimates 2018 - 2019 | ALIAS | PARTICULARS | Unaudited Figures For Year 2016 - 2017 | Budget Estimates 2017 - 2018 | Revised Budget Estimates 2017 - 2018 | Budget Estimates 2018 - 2019 |
| AR33.202.007 | [0627] Interest On Term Deposits With Bank | 70,000 | 1,25,000 | 73,000 | 1,60,000 | | | | | | |
| | AR33.202 TOTAL | 70,000 | 1,25,000 | 73,000 | 1,60,000 | | | | | | |
| | AR33 TOTAL | 70,000 | 1,25,000 | 73,000 | 1,60,000 | | | | | | |
| | Sector A TOTAL | 16,74,600 | 19,50,000 | 16,41,700 | 18,96,000 | | Sector A TOTAL | 16,36,900 | 19,20,000 | 15,58,250 | 18,93,000 |
| Sector B | Agency Budget | | | | | Sector B | Agency Budget | | | | |
| BR10 | Grant-In-Aid U G C - Xii Plan - Capital | | | | | BP10 | Grant-In-Aid U G C - Xii Plan - Capital | | | | |
| BR10.105 | Laboratory Equipment And Infrastructure | | | | | BP10.105 | Laboratory Equipment And Infrastructure | | | | |
| BR10.105.001 | [1350] Receipt Of Grant | | | | | BP10.105.501 | [4710] Laboratory Equipment And Infrastructure | | | | |
| | BR10.105 TOTAL | | | | | | BP10.105 TOTAL | | | | |
| | BR10 TOTAL | | | | | | BP10 TOTAL | | | | |
| | Sector B TOTAL | | | | | | Sector B TOTAL | | | | |
| | 5029 Aided Total | 16,74,600 | 19,50,000 | 16,41,700 | 18,96,000 | | 5029 Aided Total | 16,36,900 | 19,20,000 | 15,58,250 | 18,93,000 |



5036 - Chintaman Uttamdas Shah College of Pharmacy, PG (Unaided)

(Old Unaided Code : 1540)

| RECEIPTS | | | | | | EXPENDITURE | | | | | |
|--------------|---|---|------------------------------------|---|------------------------------------|--------------|---|---|------------------------------------|---|------------------------------------|
| ALIAS | PARTICULARS | Unaudited Figures For Year 2016 - 2017 | Budget Estimates 2017 - 2018 | Revised Budget Estimates 2017 - 2018 | Budget Estimates 2018 - 2019 | ALIAS | PARTICULARS | Unaudited Figures For Year 2016 - 2017 | Budget Estimates 2017 - 2018 | Revised Budget Estimates 2017 - 2018 | Budget Estimates 2018 - 2019 |
| Sector A | Capital And Revenue Receipt / Expenditure Budget | | | | | Sector A | Capital And Revenue Receipt / Expenditure Budget | | | | |
| | | | | | | AP01 | Land & Building | | | | |
| | | | | | | AP01.103 | Building Renovation - Civil Work | | | | |
| | | | | | | AP01.103.005 | [3029] Room Renovation | 1,50,000 | 3,00,000 | 1,00,000 | 1,00,000 |
| | | | | | | | AP01.103 TOTAL | 1,50,000 | 3,00,000 | 1,00,000 | 1,00,000 |
| | | | | | | | AP01 TOTAL | 1,50,000 | 3,00,000 | 1,00,000 | 1,00,000 |
| | | | | | | AP03 | Furniture & Fixtures | | | | |
| | | | | | | AP03.101 | Purchase Of Furniture & Fixtures | | | | |
| | | | | | | AP03.101.003 | [3057] Purchase Of Tables | 1,00,000 | 1,00,000 | 1,00,000 | 1,00,000 |
| | | | | | | | AP03.101 TOTAL | 1,00,000 | 1,00,000 | 1,00,000 | 1,00,000 |
| | | | | | | | AP03 TOTAL | 1,00,000 | 1,00,000 | 1,00,000 | 1,00,000 |
| | | | | | | AP05 | Electrical Installation Work | | | | |
| | | | | | | AP05.101 | New Electrical Installation | | | | |
| | | | | | | AP05.101.002 | [3126] New Electrical Installation | 1,50,000 | 1,00,000 | 1,00,000 | 1,00,000 |
| | | | | | | | AP05.101 TOTAL | 1,50,000 | 1,00,000 | 1,00,000 | 1,00,000 |
| | | | | | | | AP05 TOTAL | 1,50,000 | 1,00,000 | 1,00,000 | 1,00,000 |
| | | | | | | AP07 | Books & Journals | | | | |
| | | | | | | AP07.101 | Purchase Of Books & Journals | | | | |
| | | | | | | AP07.101.001 | [3155] Purchase Of Books & Journals | | 1,00,000 | 50,000 | 50,000 |
| | | | | | | | AP07.101 TOTAL | | 1,00,000 | 50,000 | 50,000 |
| | | | | | | | AP07 TOTAL | | 1,00,000 | 50,000 | 50,000 |
| AR10 | Other Development Receipts | | | | | | | | | | |
| AR10.101 | Development Fees | | | | | | | | | | |
| AR10.101.001 | [0111] Development Fees From Student - Institute Share | 4,72,800 | 7,49,300 | 6,10,000 | 7,62,500 | | | | | | |
| | [0112] Development Fees From Student- University Share | 7,800 | 14,300 | 10,000 | 12,500 | | | | | | |
| | [0113] Development Fee | 4,80,600 | 7,63,600 | 6,20,000 | 7,75,000 | | | | | | |
| | AR10.101 TOTAL | 4,72,800 | 7,49,300 | 6,10,000 | 7,62,500 | | | | | | |
| | AR10 TOTAL | 4,72,800 | 7,49,300 | 6,10,000 | 7,62,500 | | | | | | |
| AR21 | Fees From Students & Colleges | | | | | AP21 | Academic & Activity Expenses | | | | |
| AR21.201 | Academic Receipts - University | | | | | | | | | | |

| RECEIPTS | | | | | | EXPENDITURE | | | | | |
|--------------|--|--|------------------------------|--------------------------------------|------------------------------|--------------|--------------------------|--|------------------------------|--------------------------------------|------------------------------|
| ALIAS | PARTICULARS | Unaudited Figures For Year 2016 - 2017 | Budget Estimates 2017 - 2018 | Revised Budget Estimates 2017 - 2018 | Budget Estimates 2018 - 2019 | ALIAS | PARTICULARS | Unaudited Figures For Year 2016 - 2017 | Budget Estimates 2017 - 2018 | Revised Budget Estimates 2017 - 2018 | Budget Estimates 2018 - 2019 |
| AR21.201.002 | [0201] E-Suvidha Fee | | | | | | | | | | |
| AR21.201.027 | [0210] Centenary Fees Net | | | | | | | | | | |
| | [6372] Centenary Fees - Gross | 1,200 | | | | | | | | | |
| | [6373] Less :100 % Transfer To Univaersity | 1,200 | | | | | | | | | |
| AR21.201.028 | [0211] Subject Association Fee Net | | | | | | | | | | |
| | [6374] Subject Association Fees - Gross | | | 2,000 | 2,500 | | | | | | |
| | [6375] Less : 100 % Transfer To University | | | 2,000 | 2,500 | | | | | | |
| | AR21.201 TOTAL | | | | | | | | | | |
| AR21.202 | Academic Receipts -Institution | | | | | AP21.202 | Activity Expenses | | | | |
| AR21.202.001 | [0220] Admission Fee | 10,100 | 32,000 | 21,200 | 26,500 | AP21.202.001 | [3355] Gymkhana Expenses | 22,000 | 20,000 | 20,000 | 25,000 |
| AR21.202.002 | [0221] Tution Fee | 29,60,000 | 54,50,000 | 39,15,000 | 48,00,000 | | | | | | |
| AR21.202.003 | [0222] Computer Training Fee | 15,500 | 28,500 | 11,500 | 13,500 | | | | | | |
| AR21.202.004 | [0223] Identity Card Fee | 1,100 | 2,000 | 2,000 | 2,500 | | | | | | |
| | [0224] Diary Fee - Gross | 1,600 | 2,900 | | | | | | | | |
| | [0225] Diary Fee - Less : 100% Transfer To University | 1,600 | 2,900 | | | | | | | | |
| AR21.202.005 | [0226] Diary Fee - Net | | | | | | | | | | |
| | [0227] E-Suvidha Fee - Gross | 1,600 | 2,900 | 2,000 | 2,500 | | | | | | |
| | [0228] E-Suvidha - Less : 100% Transfer To University | 1,600 | 2,900 | 2,000 | 2,500 | | | | | | |
| AR21.202.006 | [0229] E-Suvidha - Net | | | | | | | | | | |
| | [0230] Students Welfare Fee - Gross | 2,400 | 4,300 | 3,000 | 3,800 | | | | | | |
| | [0231] Students Welfare Fee -Less : Transfer To University | 2,400 | 4,300 | 3,000 | 3,800 | | | | | | |
| AR21.202.007 | [0232] Students Welfare Fee - Net | | | | | | | | | | |
| | [0233] Medical Fee - Gross | 1,100 | 2,000 | 1,400 | 1,800 | | | | | | |
| | [0234] Medical Fee-Less : Transfer To University | 1,100 | 2,000 | 1,400 | 1,800 | | | | | | |
| AR21.202.008 | [0235] Medical Fee - Net | | | | | | | | | | |
| | [0236] Sports Fee - Gross | 3,100 | 5,700 | 4,000 | 5,000 | | | | | | |
| | [0237] Sports Fee -Less : Transfer To University | 3,100 | 5,700 | 4,000 | 5,000 | | | | | | |
| AR21.202.009 | [0238] Sports Fee - Net | | | | | | | | | | |
| | [0239] Disaster Management Fee - Gross | 400 | | 400 | 500 | | | | | | |
| | [0240] Disaster Management Fee -Less : 100% Transfer To University | 400 | | 400 | 500 | | | | | | |
| AR21.202.010 | [0241] Disaster Management Fee - Net | | | | | | | | | | |
| | [0242] Ashwamedh/ Avishkar/ Indradhanushya Fee - Gross | 1,000 | 1,700 | 1,200 | 1,500 | | | | | | |

| RECEIPTS | | | | | | EXPENDITURE | | | | | |
|--------------|--|--|------------------------------|--------------------------------------|------------------------------|--------------|--------------------------------------|--|------------------------------|--------------------------------------|------------------------------|
| ALIAS | PARTICULARS | Unaudited Figures For Year 2016 - 2017 | Budget Estimates 2017 - 2018 | Revised Budget Estimates 2017 - 2018 | Budget Estimates 2018 - 2019 | ALIAS | PARTICULARS | Unaudited Figures For Year 2016 - 2017 | Budget Estimates 2017 - 2018 | Revised Budget Estimates 2017 - 2018 | Budget Estimates 2018 - 2019 |
| AR21.202.011 | [0243] Ashwamedh/ Avishkar/ Indradhanushya Fee -Less : 100% Transfer To University | 1,000 | 1,700 | 1,200 | 1,500 | | | | | | |
| | [0244] Ashwamedh/ Avishkar/ Indradhanushya Fee - Net | | | | | | | | | | |
| | [0245] Eligibility Fee -Gross | 4,800 | 9,000 | 5,800 | 6,800 | | | | | | |
| AR21.202.012 | [0246] Eligibility Fee -Less : 100% Transfer To University | 4,800 | 9,000 | 5,800 | 6,800 | | | | | | |
| | [0247] Eligibility Fee -Net | | | | | | | | | | |
| | [0248] Enrolment Fee - Gross | 4,800 | 9,000 | 5,800 | 6,800 | | | | | | |
| AR21.202.013 | [0249] Enrolment Fee - Less : 100% Transfer To University | 4,800 | 9,000 | 5,800 | 6,800 | | | | | | |
| | [0250] Enrolment Fee - Net | | | | | | | | | | |
| | [0251] Examinations - Gross | 74,400 | 1,36,800 | 96,000 | 1,20,000 | | | | | | |
| AR21.202.014 | [0252] Examinations -Less :Transfer To University | 74,400 | 1,36,800 | 96,000 | 1,20,000 | | | | | | |
| | [0253] Examinations Fee- Net | | | | | | | | | | |
| | [0254] Practical Examination Fees - Gross | 31,000 | 57,000 | 40,000 | 50,000 | | | | | | |
| AR21.202.015 | [6300] Practical Examinations Fee-Less : Transfer To University | 31,000 | 57,000 | 40,000 | 50,000 | | | | | | |
| | [6301] Practical Examinations Fee - Net | | | | | | | | | | |
| | [6304] Convocation Fee - Gross | 4,500 | 9,500 | 7,700 | 10,400 | | | | | | |
| AR21.202.017 | [6305] Convocation Fee -Less : 100% Transfer To University | 4,500 | 9,500 | 7,700 | 10,400 | | | | | | |
| | [6306] Convocation Fee - Net | | | | | | | | | | |
| | [6307] Library Fee - Gross | 62,000 | 1,14,000 | 88,000 | 1,00,000 | | | | | | |
| AR21.202.018 | [6308] Library Fee -Less : 100% Transfer To University Library | 62,000 | 1,14,000 | 88,000 | 1,00,000 | | | | | | |
| | [6309] Library Fee - Net | | | | | | | | | | |
| AR21.202.501 | [6335] Student Insurance Policy | | | 900 | 1,100 | | | | | | |
| | AR21.202 TOTAL | 29,86,700 | 55,12,500 | 39,50,600 | 48,43,600 | | AP21.202 TOTAL | 22,000 | 20,000 | 20,000 | 25,000 |
| AR21.203 | Activity Fees | | | | | AP21.203 | Examination Expenses | | | | |
| AR21.203.001 | [0260] Gymkhana Fee | 15,500 | 28,500 | 20,000 | 25,000 | AP21.203.001 | [3470] Printing | 18,000 | 20,000 | 18,000 | 20,000 |
| AR21.203.002 | [0261] Laboratory Fee | 3,10,000 | 5,70,000 | 5,05,000 | 5,00,000 | AP21.203.002 | [3471] Stationery | 21,200 | 22,000 | 22,000 | 22,000 |
| AR21.203.003 | [0262] Laboratory Breakages | 47,000 | 60,000 | 66,000 | 50,000 | AP21.203.005 | [3474] Ph.D Remuneration Expenses | 9,400 | 10,000 | 15,000 | 15,000 |
| AR21.203.004 | [0263] Internship Fee | 6,000 | 11,000 | 8,500 | 11,500 | AP21.203.006 | [3475] Examination Remuneration | 47,300 | 50,000 | 50,000 | 50,000 |
| AR21.203.005 | [0264] Placement Fee | | | 8,500 | 11,500 | AP21.203.009 | [3478] Dissertation Expenses | | 3,000 | 3,000 | 3,000 |
| AR21.203.007 | [0266] Ph. D. Fee | 19,84,000 | 30,00,000 | 25,01,500 | 25,00,000 | AP21.203.010 | [3479] Post & Courier Charges | 5,600 | 5,000 | 5,000 | 5,000 |
| AR21.203.009 | [0268] Dissertation Fee | | | 4,300 | 5,800 | AP21.203.011 | [3480] Travelling Expenses For Exam. | 4,700 | 5,000 | 5,000 | 5,000 |
| AR21.203.017 | [0276] Term Fee | | | | | AP21.203.015 | [3484] Practical Examination | 15,800 | 16,000 | 15,000 | 15,000 |
| AR21.203.023 | [0282] Department Activity Fee | | | 36,000 | 40,000 | | | | | | |

| RECEIPTS | | | | | | EXPENDITURE | | | | | |
|--------------|---|---|------------------------------------|---|------------------------------------|--------------|---|---|------------------------------------|---|------------------------------------|
| ALIAS | PARTICULARS | Unaudited Figures For Year 2016 - 2017 | Budget Estimates 2017 - 2018 | Revised Budget Estimates 2017 - 2018 | Budget Estimates 2018 - 2019 | ALIAS | PARTICULARS | Unaudited Figures For Year 2016 - 2017 | Budget Estimates 2017 - 2018 | Revised Budget Estimates 2017 - 2018 | Budget Estimates 2018 - 2019 |
| | AR21.203 TOTAL | 23,62,500 | 36,69,500 | 31,49,800 | 31,43,800 | | AP21.203 TOTAL | 1,22,000 | 1,31,000 | 1,33,000 | 1,35,000 |
| AR21.204 | Examination Fees | | | | | | | | | | |
| AR21.204.007 | [0377] Passing Certificate Fees | 3,000 | | 2,600 | 3,500 | | | | | | |
| | AR21.204 TOTAL | 3,000 | | 2,600 | 3,500 | | | | | | |
| | | | | | | AP21.206 | Seminars & Conferances | | | | |
| | | | | | | AP21.206.001 | [3515] Seminar Publication | 28,700 | 30,000 | 25,000 | 25,000 |
| | | | | | | AP21.206.002 | [3516] Stationery | | | 5,000 | 5,000 |
| | | | | | | AP21.206.003 | [3517] Study Tours | | 50,000 | | 50,000 |
| | | | | | | AP21.206.004 | [3518] Memorial Lectures | | | | |
| | | | | | | AP21.206.005 | [3519] Publication Working Papers | | | | |
| | | | | | | AP21.206.006 | [3520] Travelling Expenses | 18,900 | 20,000 | 20,000 | 20,000 |
| | | | | | | AP21.206.007 | [3521] Books & Journals | | | | |
| | | | | | | | AP21.206 TOTAL | 47,600 | 1,00,000 | 50,000 | 1,00,000 |
| AR21.207 | Other Fee | | | | | AP21.207 | Materials, Consumables, Stores & Chemicals | | | | |
| AR21.207.002 | [0412] Fine/ Miscellaneous Fee | 3,000 | 3,000 | 2,800 | 3,000 | AP21.207.002 | [3531] Consumables Expenses | 31,000 | 40,000 | 50,000 | 1,00,000 |
| AR21.207.007 | [0417] Project Fee | 3,000 | | 4,500 | 5,800 | AP21.207.003 | [3532] Chemical & Glassware Expenses | 2,84,200 | 4,00,000 | 4,00,000 | 5,00,000 |
| AR21.207.009 | [0419] Transcript Charge (Income) | 5,000 | 5,000 | 10,000 | 10,000 | | | | | | |
| AR21.207.010 | [0420] Admission Cancellation Processing Fees | 10,000 | 10,000 | 10,000 | 10,000 | | | | | | |
| | AR21.207 TOTAL | 21,000 | 18,000 | 27,300 | 28,800 | | AP21.207 TOTAL | 3,15,200 | 4,40,000 | 4,50,000 | 6,00,000 |
| AR21.210 | Ph. D. Fee | | | | | | | | | | |
| AR21.210.008 | [0473] Caution Money Deposit | | | | | | | | | | |
| | AR21.210 TOTAL | | | | | | | | | | |
| | AR21 TOTAL | 53,73,200 | 92,00,000 | 71,30,300 | 80,19,700 | | AP21 TOTAL | 5,06,800 | 6,91,000 | 6,53,000 | 8,60,000 |
| | | | | | | AP22 | Administrative & General Expenses | | | | |
| | | | | | | AP22.201 | Administrative Expenses | | | | |
| | | | | | | AP22.201.001 | [3601] Advertisement And Publicity | 46,800 | 50,000 | 50,000 | 50,000 |
| | | | | | | AP22.201.002 | [3602] Printing | 19,500 | 21,000 | 22,000 | 22,000 |
| | | | | | | AP22.201.003 | [3603] Stationery | 51,991 | 30,000 | 30,000 | 33,000 |
| | | | | | | AP22.201.004 | [3604] Paper For Printing | 9,300 | 10,000 | 10,000 | 10,000 |
| | | | | | | AP22.201.005 | [3605] Xeroxing Charges | 3,100 | 19,000 | 19,000 | 20,000 |
| | | | | | | AP22.201.006 | [3606] Electricity And Power | 74,100 | 2,00,000 | 2,00,000 | 2,20,000 |
| | | | | | | AP22.201.007 | [3607] Telephone And Internet Charges | 800 | 15,000 | 11,000 | 15,000 |
| | | | | | | AP22.201.008 | [3608] Postage , Telegram & Courier Charges | 4,800 | 5,000 | 4,600 | 5,000 |
| | | | | | | AP22.201.011 | [3611] Meeting Expenses | 4,800 | 5,000 | 5,000 | 5,000 |
| | | | | | | AP22.201.013 | [3613] Contingency Expenses | 2,000 | 3,000 | 3,000 | 5,000 |
| | | | | | | AP22.201.015 | [3615] Uniform To Peons | 4,400 | 5,000 | 5,000 | 5,500 |
| | | | | | | AP22.201.016 | [3616] Sanitary Materials | 6,640 | 20,000 | 14,100 | 20,000 |

| RECEIPTS | | | | | | EXPENDITURE | | | | | |
|----------|-------------|--|------------------------------|--------------------------------------|------------------------------|--------------|---|--|------------------------------|--------------------------------------|------------------------------|
| ALIAS | PARTICULARS | Unaudited Figures For Year 2016 - 2017 | Budget Estimates 2017 - 2018 | Revised Budget Estimates 2017 - 2018 | Budget Estimates 2018 - 2019 | ALIAS | PARTICULARS | Unaudited Figures For Year 2016 - 2017 | Budget Estimates 2017 - 2018 | Revised Budget Estimates 2017 - 2018 | Budget Estimates 2018 - 2019 |
| | | | | | | AP22.201.017 | [3617] Garden Expenditure | 1,000 | 21,000 | 13,500 | 22,000 |
| | | | | | | AP22.201.018 | [3618] Staff Welfare Expenses | 9,300 | 10,000 | 10,000 | 10,000 |
| | | | | | | AP22.201.020 | [3620] Labour Charges | 6,000 | 10,000 | 9,400 | 10,000 |
| | | | | | | AP22.201.021 | [3621] Pest Control | 10,000 | 10,000 | 10,000 | 10,000 |
| | | | | | | AP22.201.022 | [3622] Bank Charges | 4,200 | 5,000 | 5,000 | 5,000 |
| | | | | | | AP22.201.023 | [3623] Miscellaneous Expenses | 19,700 | 20,000 | 20,000 | 20,000 |
| | | | | | | AP22.201.024 | [3624] Statutory Audit Charges | 25,000 | 25,000 | 25,000 | 25,000 |
| | | | | | | AP22.201.025 | [3625] Internal Audit Charges | | | 15,000 | 15,000 |
| | | | | | | AP22.201.028 | [3628] Outsourcing Account Work | | 5,000 | 10,000 | 10,000 |
| | | | | | | | AP22.201 TOTAL | 3,03,431 | 4,89,000 | 4,91,600 | 5,37,500 |
| | | | | | | AP22.202 | Travelling And Transportation Expenses | | | | |
| | | | | | | AP22.202.001 | [3645] Ta/Da Expenses Staff | 24,500 | 25,000 | 18,000 | 20,000 |
| | | | | | | | AP22.202 TOTAL | 24,500 | 25,000 | 18,000 | 20,000 |
| | | | | | | AP22.203 | Insurance & Taxes | | | | |
| | | | | | | AP22.203.002 | [3656] Rates And Taxes | | 2,00,000 | 2,00,000 | 2,00,000 |
| | | | | | | | AP22.203 TOTAL | | 2,00,000 | 2,00,000 | 2,00,000 |
| | | | | | | AP22.204 | Outsource Services | | | | |
| | | | | | | AP22.204.001 | [3665] House Keeping Services | | 15,000 | 15,000 | 15,000 |
| | | | | | | AP22.204.003 | [3667] Gas | 4,500 | 20,000 | 20,000 | 22,000 |
| | | | | | | AP22.204.006 | [3670] Other Services | | 2,50,000 | 2,00,000 | 2,00,000 |
| | | | | | | | AP22.204 TOTAL | 4,500 | 2,85,000 | 2,35,000 | 2,37,000 |
| | | | | | | AP22.205 | Repairs And Maintenance | | | | |
| | | | | | | AP22.205.001 | [3675] Maintenance Of Office Equipments | 3,000 | 70,000 | 70,000 | 1,00,000 |
| | | | | | | AP22.205.002 | [3676] Maintenance Of Furniture & Fixture | 47,800 | 50,000 | 41,900 | 50,000 |
| | | | | | | AP22.205.003 | [3677] Maintenance Of Electric Installation | 32,200 | 30,000 | 19,700 | 30,000 |
| | | | | | | AP22.205.004 | [3678] Maintenance Of Hardwares | 1,800 | 20,000 | 16,500 | 20,000 |
| | | | | | | AP22.205.005 | [3679] Maintenance Of Software | 31,400 | 32,000 | 28,000 | 32,000 |
| | | | | | | AP22.205.006 | [3680] Maintenance Of AC | 7,600 | 28,000 | 26,500 | 30,000 |
| | | | | | | AP22.205.007 | [3681] Maintenance Of Telephone | | | | |
| | | | | | | AP22.205.008 | [3682] Maintenance Of Epbax | | | | |
| | | | | | | AP22.205.009 | [3683] Network Maintenance | | 15,000 | 15,000 | 15,000 |
| | | | | | | AP22.205.010 | [3684] Antivirus Software | 4,200 | 5,000 | 5,000 | 5,500 |
| | | | | | | AP22.205.011 | [3685] Cleaning Material & Services | | | | |
| | | | | | | AP22.205.012 | [3686] Maintenance Of Building | 4,50,000 | 2,00,000 | 2,00,000 | 2,00,000 |
| | | | | | | AP22.205.030 | [3704] Maintenance Of Computer | | 30,000 | 30,000 | 30,000 |
| | | | | | | | AP22.205 TOTAL | 5,78,000 | 4,80,000 | 4,52,600 | 5,12,500 |
| | | | | | | AP22.206 | Other Expenses | | | | |
| | | | | | | AP22.206.004 | [3713] Hospitality & Sumptuary Expenses | 2,007 | 30,000 | 30,000 | 33,000 |
| | | | | | | | AP22.206 TOTAL | 2,007 | 30,000 | 30,000 | 33,000 |

| RECEIPTS | | | | | | EXPENDITURE | | | | | |
|--------------|---|---|------------------------------------|---|------------------------------------|--------------|---|---|------------------------------------|---|------------------------------------|
| ALIAS | PARTICULARS | Unaudited Figures For Year 2016 - 2017 | Budget Estimates 2017 - 2018 | Revised Budget Estimates 2017 - 2018 | Budget Estimates 2018 - 2019 | ALIAS | PARTICULARS | Unaudited Figures For Year 2016 - 2017 | Budget Estimates 2017 - 2018 | Revised Budget Estimates 2017 - 2018 | Budget Estimates 2018 - 2019 |
| | | | | | | | AP22 TOTAL | 9,12,438 | 15,09,000 | 14,27,200 | 15,40,000 |
| | | | | | | AP31 | Staff Payments & Benefits | | | | |
| | | | | | | AP31.201 | Aided Salaries (Teaching Staff Approved Under Sps) | | | | |
| | | | | | | AP31.201.002 | [3751] Clock Hour Basis / Consolidated | | | | |
| | | | | | | | AP31.201 TOTAL | | | | |
| | | | | | | AP31.204 | Unaided Salaries (Teaching Staff) | | | | |
| | | | | | | AP31.204.001 | [3780] Pay & Allowances | 9,02,000 | 28,00,000 | 7,00,000 | 25,00,000 |
| | | | | | | AP31.204.002 | [3781] Clock Hour Basis / Consolidated | 2,80,000 | 4,00,000 | 2,94,500 | 4,00,000 |
| | | | | | | | AP31.204 TOTAL | 11,82,000 | 32,00,000 | 9,94,500 | 29,00,000 |
| | | | | | | AP31.205 | Un Aided Non Teaching | | | | |
| | | | | | | AP31.205.001 | [3793] Pay & Allowances | 6,00,000 | 10,00,000 | 7,77,500 | 10,00,000 |
| | | | | | | | AP31.205 TOTAL | 6,00,000 | 10,00,000 | 7,77,500 | 10,00,000 |
| | | | | | | | AP31 TOTAL | 17,82,000 | 42,00,000 | 17,72,000 | 39,00,000 |
| AR32 | Other Income | | | | | | | | | | |
| AR32.202 | Interest On Saving Accounts | | | | | | | | | | |
| AR32.202.001 | [0520] Interest On Saving Bank Account | 2,00,000 | 2,00,000 | 1,50,000 | 1,50,000 | | | | | | |
| | AR32.202 TOTAL | 2,00,000 | 2,00,000 | 1,50,000 | 1,50,000 | | | | | | |
| | AR32 TOTAL | 2,00,000 | 2,00,000 | 1,50,000 | 1,50,000 | | | | | | |
| AR33 | Income From Investments | | | | | | | | | | |
| AR33.202 | Investment From University Fund | | | | | | | | | | |
| AR33.202.007 | [0627] Interest On Term Deposits With Bank | 6,00,000 | 10,00,000 | 5,00,000 | 5,00,000 | | | | | | |
| | AR33.202 TOTAL | 6,00,000 | 10,00,000 | 5,00,000 | 5,00,000 | | | | | | |
| | AR33 TOTAL | 6,00,000 | 10,00,000 | 5,00,000 | 5,00,000 | | | | | | |
| | Sector A TOTAL | 66,46,000 | 1,11,49,300 | 83,90,300 | 94,32,200 | | Sector A TOTAL | 36,01,238 | 70,00,000 | 42,02,200 | 66,50,000 |
| Sector B | Agency Budget | | | | | Sector B | Agency Budget | | | | |
| BR02 | Grant -In- Aid State /Central Government Agency - Research | | | | | BP02 | Grant -In- Aid State /Central Government Agency - Research | | | | |
| BR02.102 | Receipt From Central Government | | | | | | | | | | |
| BR02.102.001 | [0815] Receipt Of Grant | 11,29,000 | 9,50,000 | 5,00,000 | 5,00,000 | | | | | | |
| | BR02.102 TOTAL | 11,29,000 | 9,50,000 | 5,00,000 | 5,00,000 | | | | | | |
| | | | | | | BP02.104 | Equipments | | | | |
| | | | | | | BP02.104.001 | [4070] Purchase Of Equipments | 19,600 | 7,50,000 | 2,50,000 | 3,00,000 |
| | | | | | | BP02.104.002 | [4071] Major Repairs To Equipments | | | | |
| | | | | | | | BP02.104 TOTAL | 19,600 | 7,50,000 | 2,50,000 | 3,00,000 |
| | | | | | | BP02.107 | Books & Journals | | | | |

| RECEIPTS | | | | | | EXPENDITURE | | | | | |
|--------------|--|--|------------------------------|--------------------------------------|------------------------------|--------------|--|--|------------------------------|--------------------------------------|------------------------------|
| ALIAS | PARTICULARS | Unaudited Figures For Year 2016 - 2017 | Budget Estimates 2017 - 2018 | Revised Budget Estimates 2017 - 2018 | Budget Estimates 2018 - 2019 | ALIAS | PARTICULARS | Unaudited Figures For Year 2016 - 2017 | Budget Estimates 2017 - 2018 | Revised Budget Estimates 2017 - 2018 | Budget Estimates 2018 - 2019 |
| | | | | | | BP02.107.001 | [4085] Purchase Of Books & Journals | | | | |
| | | | | | | | BP02.107 TOTAL | | | | |
| | | | | | | BP02.108 | Software & Development | | | | |
| | | | | | | BP02.108.001 | [4090] Purchase Of Software | 4,00,000 | 2,00,000 | 1,00,000 | 1,00,000 |
| | | | | | | | BP02.108 TOTAL | 4,00,000 | 2,00,000 | 1,00,000 | 1,00,000 |
| BR02.202 | Receipt From Central Government | | | | | | | | | | |
| BR02.202.001 | [0840] Receipt Of Grant | 51,50,000 | 40,00,000 | 20,00,000 | 20,00,000 | | | | | | |
| | BR02.202 TOTAL | 51,50,000 | 40,00,000 | 20,00,000 | 20,00,000 | | | | | | |
| | | | | | | BP02.208 | Software & Development | | | | |
| | | | | | | BP02.208.003 | [4142] Fellowship & Contingencies | 58,59,400 | 40,00,000 | 21,50,000 | 21,00,000 |
| | | | | | | | BP02.208 TOTAL | 58,59,400 | 40,00,000 | 21,50,000 | 21,00,000 |
| | BR02 TOTAL | 62,79,000 | 49,50,000 | 25,00,000 | 25,00,000 | | BP02 TOTAL | 62,79,000 | 49,50,000 | 25,00,000 | 25,00,000 |
| | Sector B TOTAL | 62,79,000 | 49,50,000 | 25,00,000 | 25,00,000 | | Sector B TOTAL | 62,79,000 | 49,50,000 | 25,00,000 | 25,00,000 |
| Sector D | Deposits And Advances Budget | | | | | Sector D | Deposits And Advances Budget | | | | |
| DR01 | Students Related Deposits | | | | | DP01 | Students Related Deposits | | | | |
| DR01.301 | Library Deposit | | | | | DP01.301 | Library Deposit | | | | |
| DR01.301.001 | [2105] Receipts Of Deposit | 47,500 | | 77,500 | 67,500 | DP01.301.002 | [5292] Transfer To Library | 47,500 | | 77,500 | 67,500 |
| | DR01.301 TOTAL | 47,500 | | 77,500 | 67,500 | | DP01.301 TOTAL | 47,500 | | 77,500 | 67,500 |
| DR01.302 | Laboratory Deposit | | | | | DP01.302 | Laboratory Deposit | | | | |
| DR01.302.001 | [2110] Receipts Of Deposit | 9,500 | | 11,500 | 13,500 | DP01.302.001 | [5295] Refund Of Deposit | 9,500 | | 11,500 | 13,500 |
| | DR01.302 TOTAL | 9,500 | | 11,500 | 13,500 | | DP01.302 TOTAL | 9,500 | | 11,500 | 13,500 |
| DR01.306 | Caution Maoney Deposit | | | | | DP01.306 | Caution Maoney Deposit | | | | |
| DR01.306.001 | [2171] Caution Money Deposit(refund) | 1,900 | | 2,300 | 2,700 | DP01.306.001 | [5315] Refund Of Deposit | 1,900 | | 2,300 | 2,700 |
| | DR01.306 TOTAL | 1,900 | | 2,300 | 2,700 | | DP01.306 TOTAL | 1,900 | | 2,300 | 2,700 |
| | DR01 TOTAL | 58,900 | | 91,300 | 83,700 | | DP01 TOTAL | 58,900 | | 91,300 | 83,700 |
| DR02 | Deposits From Academic Institutions | | | | | DP02 | Deposits From Academic Institutions | | | | |
| DR02.302 | Deposits From Conducted Colleges | | | | | DP02.302 | Deposits From Conducted Colleges | | | | |
| DR02.302.001 | [2145] Receipts Of Deposit | | | | | DP02.302.001 | [5230] Refund Of Deposit | | | | |
| | DR02.302 TOTAL | | | | | | DP02.302 TOTAL | | | | |
| | DR02 TOTAL | | | | | | DP02 TOTAL | | | | |
| DR08 | Other Advances & Loans | | | | | DP08 | Other Advances & Loans | | | | |
| DR08.301 | Advances To Institutions | | | | | DP08.301 | Advances To Institutions | | | | |
| DR08.301.001 | [2265] Recovery Of Advances Paid | | | | | DP08.301.001 | [6800] Advance Paid | | | | |
| | DR08.301 TOTAL | | | | | | DP08.301 TOTAL | | | | |
| | DR08 TOTAL | | | | | | DP08 TOTAL | | | | |

| RECEIPTS | | | | | | EXPENDITURE | | | | | |
|----------|-------------------------|---|------------------------------------|---|------------------------------------|-------------|-------------------------|---|------------------------------------|---|------------------------------------|
| ALIAS | PARTICULARS | Unaudited Figures For Year 2016 - 2017 | Budget Estimates 2017 - 2018 | Revised Budget Estimates 2017 - 2018 | Budget Estimates 2018 - 2019 | ALIAS | PARTICULARS | Unaudited Figures For Year 2016 - 2017 | Budget Estimates 2017 - 2018 | Revised Budget Estimates 2017 - 2018 | Budget Estimates 2018 - 2019 |
| | Sector D TOTAL | 58,900 | | 91,300 | 83,700 | | Sector D TOTAL | 58,900 | | 91,300 | 83,700 |
| | 5036 Aided Total | 1,29,83,900 | 1,60,99,300 | 1,09,81,600 | 1,20,15,900 | | 5036 Aided Total | 99,39,138 | 1,19,50,000 | 67,93,500 | 92,33,700 |



5060 - Premilila Vithaldas Polytechnic, (J D M) Santacruz, Mumbai (Unaided)

(Old Unaided Code : 1354)

| RECEIPTS | | | | | | EXPENDITURE | | | | | |
|--------------|---|---|------------------------------------|---|------------------------------------|--------------|---|---|------------------------------------|---|------------------------------------|
| ALIAS | PARTICULARS | Unaudited Figures For Year 2016 - 2017 | Budget Estimates 2017 - 2018 | Revised Budget Estimates 2017 - 2018 | Budget Estimates 2018 - 2019 | ALIAS | PARTICULARS | Unaudited Figures For Year 2016 - 2017 | Budget Estimates 2017 - 2018 | Revised Budget Estimates 2017 - 2018 | Budget Estimates 2018 - 2019 |
| Sector A | Capital And Revenue Receipt / Expenditure Budget | | | | | Sector A | Capital And Revenue Receipt / Expenditure Budget | | | | |
| | | | | | | AP01 | Land & Building | | | | |
| | | | | | | AP01.102 | Major Repairs & Renovation | | | | |
| | | | | | | AP01.102.005 | [3015] Major Repairs & Renovation | | 50,000 | 15,000 | 35,000 |
| | | | | | | | AP01.102 TOTAL | | 50,000 | 15,000 | 35,000 |
| | | | | | | | AP01 TOTAL | | 50,000 | 15,000 | 35,000 |
| | | | | | | AP03 | Furniture & Fixtures | | | | |
| | | | | | | AP03.101 | Purchase Of Furniture & Fixtures | | | | |
| | | | | | | AP03.101.001 | [3065] Purchase Of Furniture | | 35,000 | 15,000 | 20,000 |
| | | | | | | | AP03.101 TOTAL | | 35,000 | 15,000 | 20,000 |
| | | | | | | | AP03 TOTAL | | 35,000 | 15,000 | 20,000 |
| | | | | | | AP04 | Equipments | | | | |
| | | | | | | AP04.101 | Purchase Of Equipments | | | | |
| | | | | | | AP04.101.003 | [3087] Purchase Of Equipment | 93,700 | 1,00,000 | 25,000 | 25,000 |
| | | | | | | | AP04.101 TOTAL | 93,700 | 1,00,000 | 25,000 | 25,000 |
| | | | | | | | AP04 TOTAL | 93,700 | 1,00,000 | 25,000 | 25,000 |
| | | | | | | AP07 | Books & Journals | | | | |
| | | | | | | AP07.101 | Purchase Of Books & Journals | | | | |
| | | | | | | AP07.101.001 | [3155] Purchase Of Books & Journals | 50,000 | 50,000 | 25,000 | 25,000 |
| | | | | | | | AP07.101 TOTAL | 50,000 | 50,000 | 25,000 | 25,000 |
| | | | | | | | AP07 TOTAL | 50,000 | 50,000 | 25,000 | 25,000 |
| | | | | | | AP08 | Software & Development | | | | |
| | | | | | | AP08.101 | Purchase Of Software | | | | |
| | | | | | | AP08.101.005 | [3174] Purchase Of Software | 84,800 | 1,50,000 | 50,000 | 35,000 |
| | | | | | | | AP08.101 TOTAL | 84,800 | 1,50,000 | 50,000 | 35,000 |
| | | | | | | | AP08 TOTAL | 84,800 | 1,50,000 | 50,000 | 35,000 |
| AR10 | Other Development Receipts | | | | | | | | | | |
| AR10.101 | Development Fees | | | | | | | | | | |
| AR10.101.001 | [0111] Development Fees From Student - Institute Share | 1,63,200 | 1,92,000 | 1,18,300 | 1,29,600 | | | | | | |
| | [0112] Development Fees From Student- University Share | 8,500 | 10,000 | 13,000 | 6,750 | | | | | | |

| RECEIPTS | | | | | | EXPENDITURE | | | | | |
|--------------|--|---|------------------------------------|---|------------------------------------|--------------|--|---|------------------------------------|---|------------------------------------|
| ALIAS | PARTICULARS | Unaudited Figures For Year 2016 - 2017 | Budget Estimates 2017 - 2018 | Revised Budget Estimates 2017 - 2018 | Budget Estimates 2018 - 2019 | ALIAS | PARTICULARS | Unaudited Figures For Year 2016 - 2017 | Budget Estimates 2017 - 2018 | Revised Budget Estimates 2017 - 2018 | Budget Estimates 2018 - 2019 |
| | [0113] Development Fee | 1,71,700 | 2,02,000 | 1,31,300 | 1,36,350 | | | | | | |
| | AR10.101 TOTAL | 1,63,200 | 1,92,000 | 1,18,300 | 1,29,600 | | | | | | |
| | AR10 TOTAL | 1,63,200 | 1,92,000 | 1,18,300 | 1,29,600 | | | | | | |
| AR21 | Fees From Students & Colleges | | | | | AP21 | Academic & Activity Expenses | | | | |
| | | | | | | AP21.201 | Academic Expenses | | | | |
| | | | | | | AP21.201.001 | [3325] Admission Expenses | | 10,000 | | 10,000 |
| | | | | | | AP21.201.005 | [3329] Laboratory Expenses | 46,700 | 50,000 | 15,000 | 25,000 |
| | | | | | | AP21.201.011 | [3335] Prospectus Expenses | | 30,000 | | 25,000 |
| | | | | | | AP21.201.012 | [3336] Forms Expenses | | 5,000 | | 2,000 |
| | | | | | | AP21.201.013 | [3337] Syllabus Expenses | | 5,000 | | 3,000 |
| | | | | | | AP21.201.016 | [3340] Identity Card Expenses | 500 | 500 | | 500 |
| | | | | | | | AP21.201 TOTAL | 47,200 | 1,00,500 | 15,000 | 65,500 |
| AR21.202 | Academic Receipts -Institution | | | | | AP21.202 | Activity Expenses | | | | |
| AR21.202.001 | [0220] Admission Fee | 18,100 | 21,200 | 13,780 | 14,500 | AP21.202.001 | [3355] Gymkhana Expenses | 16,500 | 16,000 | 13,000 | 13,500 |
| AR21.202.002 | [0221] Tution Fee | 22,27,100 | 26,00,000 | 16,90,000 | 17,55,000 | AP21.202.002 | [3356] Training Programme For Staff | | 10,000 | 5,000 | 10,000 |
| AR21.202.003 | [0222] Computer Training Fee | 1,70,000 | 2,00,000 | 1,30,000 | 1,35,000 | AP21.202.006 | [3360] Computer Lab Expenses | | 14,000 | 10,000 | 10,000 |
| AR21.202.004 | [0223] Identity Card Fee | 1,200 | 1,400 | 1,000 | 1,000 | AP21.202.011 | [3365] Educational Tour Expenses | 7,300 | 5,000 | 5,000 | 8,000 |
| | [0224] Diary Fee - Gross | 1,700 | 2,000 | | | AP21.202.012 | [3366] Field Visit Expenses | | 2,000 | 2,000 | 2,000 |
| | [0225] Diary Fee - Less : 100% Transfer To University | 1,700 | 2,000 | | | AP21.202.019 | [3373] Teaching Aid & Accessories Expenses | | 2,000 | 2,000 | 2,000 |
| AR21.202.005 | [0226] Diary Fee - Net | | | | | AP21.202.028 | [3382] Certificates/Diploma Courses Expenses | | 50,000 | | 25,000 |
| | [0227] E-Suvidha Fee - Gross | 1,700 | 2,000 | 1,300 | 1,400 | AP21.202.030 | [3384] Binding Charges | 500 | 500 | 500 | 500 |
| | [0228] E-Suvidha - Less : 100% Transfer To University | 1,700 | 2,000 | 1,300 | 1,400 | AP21.202.032 | [3386] Exhibition Expenses | 1,600 | 70,000 | 50,000 | 50,000 |
| AR21.202.006 | [0229] E-Suvidha - Net | | | | | | | | | | |
| | [0230] Students Welfare Fee - Gross | 2,600 | 3,000 | 2,000 | 2,100 | | | | | | |
| | [0231] Students Welfare Fee -Less : Transfer To University | 2,600 | 3,000 | 2,000 | 2,100 | | | | | | |
| AR21.202.007 | [0232] Students Welfare Fee - Net | | | | | | | | | | |
| | [0233] Medical Fee - Gross | 1,200 | 1,400 | 1,000 | 1,000 | | | | | | |
| | [0234] Medical Fee-Less : Transfer To University | 1,200 | 1,400 | 1,000 | 1,000 | | | | | | |
| AR21.202.008 | [0235] Medical Fee - Net | | | | | | | | | | |
| | [0236] Sports Fee - Gross | 3,400 | 4,000 | 2,600 | 2,700 | | | | | | |
| | [0237] Sports Fee -Less : Transfer To University | 3,400 | 4,000 | 2,600 | 2,700 | | | | | | |
| AR21.202.009 | [0238] Sports Fee - Net | | | | | | | | | | |
| | [0239] Disaster Management Fee - Gross | 340 | 400 | 260 | 270 | | | | | | |

| RECEIPTS | | | | | | EXPENDITURE | | | | | |
|--------------|--|--|------------------------------|--------------------------------------|------------------------------|--------------|--------------------------------------|--|------------------------------|--------------------------------------|------------------------------|
| ALIAS | PARTICULARS | Unaudited Figures For Year 2016 - 2017 | Budget Estimates 2017 - 2018 | Revised Budget Estimates 2017 - 2018 | Budget Estimates 2018 - 2019 | ALIAS | PARTICULARS | Unaudited Figures For Year 2016 - 2017 | Budget Estimates 2017 - 2018 | Revised Budget Estimates 2017 - 2018 | Budget Estimates 2018 - 2019 |
| AR21.202.010 | [0240] Disaster Management Fee -Less : 100% Transfer To University [0241] Disaster Management Fee - Net | 340 | 400 | 260 | 270 | | | | | | |
| | [0242] Ashwamedh/ Avishkar/ Indradhanushya Fee - Gross | 1,100 | 1,200 | 800 | 900 | | | | | | |
| | [0243] Ashwamedh/ Avishkar/ Indradhanushya Fee -Less : 100% Transfer To University | 1,100 | 1,200 | 800 | 900 | | | | | | |
| AR21.202.011 | [0244] Ashwamedh/ Avishkar/ Indradhanushya Fee - Net | | | | | | | | | | |
| | [0245] Eligibility Fee -Gross | | | 1,500 | 1,500 | | | | | | |
| | [0246] Eligibility Fee -Less : 100% Transfer To University | | | 1,500 | 1,500 | | | | | | |
| AR21.202.012 | [0247] Eligibility Fee -Net | | | | | | | | | | |
| | [0248] Enrolment Fee - Gross | 1,500 | 10,000 | 1,500 | 3,800 | | | | | | |
| | [0249] Enrolment Fee - Less : 100% Transfer To University | 1,500 | 10,000 | 1,500 | 3,800 | | | | | | |
| AR21.202.013 | [0250] Enrolment Fee - Net | | | | | | | | | | |
| | [0251] Examinations - Gross | 40,800 | 42,000 | 30,500 | 28,400 | | | | | | |
| | [0252] Examinations -Less :Transfer To University | 22,200 | 14,700 | 14,700 | 6,300 | | | | | | |
| AR21.202.014 | [0253] Examinations Fee- Net | 18,600 | 27,300 | 15,800 | 22,100 | | | | | | |
| AR21.202.015 | [6301] Practical Examinations Fee - Net | 23,800 | 37,800 | 18,200 | 18,900 | | | | | | |
| | [6302] Other Examination Fee - Gross | | | | | | | | | | |
| AR21.202.016 | [6303] Other Examinations Fee - Net | | | | | | | | | | |
| | [6304] Convocation Fee - Gross | 4,200 | 5,250 | 5,300 | 2,300 | | | | | | |
| | [6305] Convocation Fee -Less : 100% Transfer To University | 4,200 | 5,250 | 5,300 | 2,300 | | | | | | |
| AR21.202.017 | [6306] Convocation Fee - Net | | | | | | | | | | |
| | [6307] Library Fee - Gross | 34,000 | 40,000 | 26,000 | 27,000 | | | | | | |
| | [6308] Library Fee -Less : 100% Transfer To University Library | 34,000 | 40,000 | 26,000 | 27,000 | | | | | | |
| AR21.202.018 | [6309] Library Fee - Net | | | | | | | | | | |
| | [6310] College Library Fee - Gross | 3,400 | | 2,600 | 2,700 | | | | | | |
| AR21.202.023 | [6320] Passing Certificate Fee | 1,700 | 2,100 | | 2,100 | | | | | | |
| | AR21.202 TOTAL | 24,60,500 | 28,89,800 | 18,68,780 | 19,48,600 | | AP21.202 TOTAL | 25,900 | 1,69,500 | 87,500 | 1,21,000 |
| AR21.203 | Activity Fees | | | | | AP21.203 | Examination Expenses | | | | |
| AR21.203.001 | [0260] Gymkhana Fee | 17,000 | 20,000 | 13,000 | 13,500 | AP21.203.001 | [3470] Printing | 6,700 | 10,000 | 8,000 | 10,000 |
| AR21.203.002 | [0261] Laboratory Fee | 1,81,500 | 2,20,000 | 1,43,000 | 1,48,500 | AP21.203.002 | [3471] Stationery | | 2,500 | 2,000 | 2,500 |
| AR21.203.004 | [0263] Internship Fee | 5,500 | 7,000 | 7,000 | 3,000 | AP21.203.006 | [3475] Examination Remuneration | 4,200 | 1,000 | 5,000 | 5,000 |
| AR21.203.009 | [0268] Dissertation Fee | | 3,500 | | | AP21.203.010 | [3479] Post & Courier Charges | 600 | 1,000 | 500 | 500 |
| AR21.203.032 | [0291] Certificate Course Fee | 40,000 | 1,00,000 | | 1,00,000 | AP21.203.011 | [3480] Travelling Expenses For Exam. | | 1,000 | 1,000 | 1,000 |

| RECEIPTS | | | | | | EXPENDITURE | | | | | |
|--------------|--------------------------------|---|------------------------------------|---|------------------------------------|--------------|--|---|------------------------------------|---|------------------------------------|
| ALIAS | PARTICULARS | Unaudited Figures For Year 2016 - 2017 | Budget Estimates 2017 - 2018 | Revised Budget Estimates 2017 - 2018 | Budget Estimates 2018 - 2019 | ALIAS | PARTICULARS | Unaudited Figures For Year 2016 - 2017 | Budget Estimates 2017 - 2018 | Revised Budget Estimates 2017 - 2018 | Budget Estimates 2018 - 2019 |
| AR21.203.052 | [0311] Seminar & Workshop Fees | | 30,000 | | 10,000 | AP21.203.015 | [3484] Practical Examination | 24,500 | 1,000 | 40,000 | 40,000 |
| AR21.203.054 | [0313] Internet Fees | 5,100 | 6,000 | 3,900 | 4,100 | | | | | | |
| AR21.203.062 | [0321] Caution Money | 1,400 | | 600 | 1,500 | | | | | | |
| | AR21.203 TOTAL | 2,50,500 | 3,86,500 | 1,67,500 | 2,80,600 | | AP21.203 TOTAL | 36,000 | 16,500 | 56,500 | 59,000 |
| | | | | | | AP21.206 | Seminars & Conferances | | | | |
| | | | | | | AP21.206.001 | [3515] Seminar Publication | | 5,000 | 5,000 | 5,000 |
| | | | | | | AP21.206.002 | [3516] Stationery | | 3,000 | 3,000 | 3,000 |
| | | | | | | AP21.206.006 | [3520] Travelling Expenses | | 1,000 | 1,000 | 1,000 |
| | | | | | | AP21.206.007 | [3521] Books & Journals | 3,300 | 3,000 | 3,000 | 3,000 |
| | | | | | | AP21.206.009 | [3523] Other Expenses - Seminar & Conferances | | 20,000 | 10,000 | 20,000 |
| | | | | | | | AP21.206 TOTAL | 3,300 | 32,000 | 22,000 | 32,000 |
| AR21.207 | Other Fee | | | | | AP21.207 | Materials, Consumables, Stores & Chemicals | | | | |
| AR21.207.003 | [0413] Magazine Fee | 1,700 | 2,000 | 1,300 | 1,400 | AP21.207.001 | [3530] Materials | 5,400 | 15,000 | 15,000 | 20,000 |
| | | | | | | AP21.207.002 | [3531] Consumables Expenses | 73,000 | 75,000 | 68,400 | 65,000 |
| | | | | | | AP21.207.003 | [3532] Chemical & Glassware Expenses | | 15,000 | 5,000 | 10,000 |
| | AR21.207 TOTAL | 1,700 | 2,000 | 1,300 | 1,400 | | AP21.207 TOTAL | 78,400 | 1,05,000 | 88,400 | 95,000 |
| | | | | | | AP21.209 | Students' Welfare , Sports & Cultural Activities Expenses | | | | |
| | | | | | | AP21.209.013 | [3562] Workshops & Seminars Expenses | 20,500 | 20,000 | 5,000 | 20,000 |
| | | | | | | | AP21.209 TOTAL | 20,500 | 20,000 | 5,000 | 20,000 |
| | AR21 TOTAL | 27,12,700 | 32,78,300 | 20,37,580 | 22,30,600 | | AP21 TOTAL | 2,11,300 | 4,43,500 | 2,74,400 | 3,92,500 |
| | | | | | | AP22 | Administrative & General Expenses | | | | |
| | | | | | | AP22.201 | Administrative Expenses | | | | |
| | | | | | | AP22.201.001 | [3601] Advertisement And Publicity | 46,800 | 60,000 | 20,000 | 25,000 |
| | | | | | | AP22.201.002 | [3602] Printing | 12,000 | 10,000 | 8,000 | 10,000 |
| | | | | | | AP22.201.003 | [3603] Stationery | 8,600 | 10,000 | 10,000 | 10,000 |
| | | | | | | AP22.201.004 | [3604] Paper For Printing | 2,855 | 5,000 | 3,000 | 5,000 |
| | | | | | | AP22.201.005 | [3605] Xeroxing Charges | 2,600 | 2,000 | 2,000 | 4,000 |
| | | | | | | AP22.201.006 | [3606] Electricity And Power | 1,20,000 | 1,20,000 | 75,000 | 75,000 |
| | | | | | | AP22.201.007 | [3607] Telephone And Internet Charges | 13,245 | 25,000 | 12,000 | 10,000 |
| | | | | | | AP22.201.008 | [3608] Postage , Telegram & Courier Charges | 100 | 500 | 200 | 500 |
| | | | | | | AP22.201.011 | [3611] Meeting Expenses | 2,500 | 3,000 | 2,500 | 3,000 |
| | | | | | | AP22.201.014 | [3614] News Paper, Periodicals (Magaziens & Journals) | | 1,500 | 500 | 1,000 |
| | | | | | | AP22.201.016 | [3616] Sanitary Materials | 2,500 | 3,000 | 4,500 | 4,500 |
| | | | | | | AP22.201.017 | [3617] Garden Expenditure | 4,600 | 2,500 | 2,500 | 3,000 |
| | | | | | | AP22.201.021 | [3621] Pest Control | 47,400 | 50,000 | 5,000 | 25,000 |

| RECEIPTS | | | | | | EXPENDITURE | | | | | |
|----------|-------------|--|------------------------------|--------------------------------------|------------------------------|--------------|---|--|------------------------------|--------------------------------------|------------------------------|
| ALIAS | PARTICULARS | Unaudited Figures For Year 2016 - 2017 | Budget Estimates 2017 - 2018 | Revised Budget Estimates 2017 - 2018 | Budget Estimates 2018 - 2019 | ALIAS | PARTICULARS | Unaudited Figures For Year 2016 - 2017 | Budget Estimates 2017 - 2018 | Revised Budget Estimates 2017 - 2018 | Budget Estimates 2018 - 2019 |
| | | | | | | AP22.201.022 | [3622] Bank Charges | 500 | 1,500 | 1,000 | 1,000 |
| | | | | | | AP22.201.023 | [3623] Miscellaneous Expenses | 7,800 | 3,000 | 10,000 | 10,000 |
| | | | | | | AP22.201.024 | [3624] Statutory Audit Charges | | 15,000 | 15,000 | 15,000 |
| | | | | | | AP22.201.025 | [3625] Internal Audit Charges | | 15,000 | 15,000 | 15,000 |
| | | | | | | AP22.201.028 | [3628] Outsourcing Account Work | | | 5,000 | 5,000 |
| | | | | | | | AP22.201 TOTAL | 2,71,500 | 3,27,000 | 1,91,200 | 2,22,000 |
| | | | | | | AP22.202 | Travelling And Transportation Expenses | | | | |
| | | | | | | AP22.202.001 | [3645] Ta/Da Expenses Staff | 17,400 | 5,000 | 15,000 | 15,000 |
| | | | | | | | AP22.202 TOTAL | 17,400 | 5,000 | 15,000 | 15,000 |
| | | | | | | AP22.203 | Insurance & Taxes | | | | |
| | | | | | | AP22.203.003 | [3657] Property Tax | 2,00,000 | 2,00,000 | 1,00,000 | 75,000 |
| | | | | | | | AP22.203 TOTAL | 2,00,000 | 2,00,000 | 1,00,000 | 75,000 |
| | | | | | | AP22.204 | Outsource Services | | | | |
| | | | | | | AP22.204.001 | [3665] House Keeping Services | 15,000 | 15,000 | 15,000 | 15,000 |
| | | | | | | AP22.204.003 | [3667] Gas | 5,600 | 12,000 | 5,000 | 5,000 |
| | | | | | | | AP22.204 TOTAL | 20,600 | 27,000 | 20,000 | 20,000 |
| | | | | | | AP22.205 | Repairs And Maintenance | | | | |
| | | | | | | AP22.205.001 | [3675] Maintenance Of Office Equipments | 10,800 | 10,000 | 3,000 | 5,000 |
| | | | | | | AP22.205.002 | [3676] Maintenance Of Furniture & Fixture | 11,800 | 15,000 | 6,000 | 10,000 |
| | | | | | | AP22.205.003 | [3677] Maintenance Of Electric Installation | 16,300 | 10,000 | 10,000 | 10,000 |
| | | | | | | AP22.205.004 | [3678] Maintenance Of Hardwares | 12,900 | 10,000 | 5,000 | 10,000 |
| | | | | | | AP22.205.005 | [3679] Maintenance Of Software | 9,500 | 5,000 | 2,500 | 5,000 |
| | | | | | | AP22.205.006 | [3680] Maintenance Of AC | 39,600 | 20,000 | 4,500 | 10,000 |
| | | | | | | AP22.205.007 | [3681] Maintenance Of Telephone | | 2,000 | 500 | 1,000 |
| | | | | | | AP22.205.009 | [3683] Network Maintenance | | 2,000 | 500 | 2,000 |
| | | | | | | AP22.205.010 | [3684] Antivirus Software | | 10,000 | | 10,000 |
| | | | | | | AP22.205.012 | [3686] Maintenance Of Building | 14,800 | 50,000 | 10,000 | 25,000 |
| | | | | | | AP22.205.013 | [3687] Maintenance Of Plant & Machinery | 4,300 | 3,000 | 3,000 | 3,000 |
| | | | | | | AP22.205.014 | [3688] Maintenance Of Water Supply | 1,500 | 2,000 | 2,000 | 2,000 |
| | | | | | | AP22.205.018 | [3692] Maintenance Of Garden | | 1,000 | 500 | 500 |
| | | | | | | AP22.205.026 | [3700] Emergency & Unforeseen Repairs | | 25,000 | 10,000 | 10,000 |
| | | | | | | AP22.205.028 | [3702] Repairs Of Lab Equipment | 4,800 | 5,000 | 5,000 | 5,000 |
| | | | | | | AP22.205.030 | [3704] Maintenance Of Computer | | 25,000 | 5,000 | 10,000 |
| | | | | | | | AP22.205 TOTAL | 1,26,300 | 1,95,000 | 67,500 | 1,18,500 |
| | | | | | | | AP22 TOTAL | 6,35,800 | 7,54,000 | 3,93,700 | 4,50,500 |
| | | | | | | AP31 | Staff Payments & Benefits | | | | |
| | | | | | | AP31.204 | Unaided Salaries (Teaching Staff) | | | | |
| | | | | | | AP31.204.002 | [3781] Clock Hour Basis / Consolidated | 6,99,800 | 10,80,000 | 7,91,100 | 8,50,000 |

| RECEIPTS | | | | | | EXPENDITURE | | | | | |
|--------------|--|---|------------------------------------|---|------------------------------------|--------------|---|---|------------------------------------|---|------------------------------------|
| ALIAS | PARTICULARS | Unaudited Figures For Year 2016 - 2017 | Budget Estimates 2017 - 2018 | Revised Budget Estimates 2017 - 2018 | Budget Estimates 2018 - 2019 | ALIAS | PARTICULARS | Unaudited Figures For Year 2016 - 2017 | Budget Estimates 2017 - 2018 | Revised Budget Estimates 2017 - 2018 | Budget Estimates 2018 - 2019 |
| | | | | | | AP31.204.006 | [3785] Visiting Faculty Teaching | 4,50,700 | 3,60,000 | 4,00,000 | 4,00,000 |
| | | | | | | | AP31.204 TOTAL | 11,50,500 | 14,40,000 | 11,91,100 | 12,50,000 |
| | | | | | | AP31.205 | Un Aided Non Teaching | | | | |
| | | | | | | AP31.205.002 | [3801] Clock Hour Basis / Consolidated | 5,90,400 | 4,00,000 | 4,50,000 | |
| | | | | | | AP31.205.007 | [3806] Overtime | 5,000 | 1,000 | 500 | 500 |
| | | | | | | AP31.205.008 | [3807] Temp. Non Teaching Staff | | | | 4,50,000 |
| | | | | | | | AP31.205 TOTAL | 5,95,400 | 4,01,000 | 4,50,500 | 4,50,500 |
| | | | | | | | AP31 TOTAL | 17,45,900 | 18,41,000 | 16,41,600 | 17,00,500 |
| AR32 | Other Income | | | | | | | | | | |
| AR32.205 | Institutional Fees | | | | | | | | | | |
| AR32.205.010 | [0544] Institutional Fees | | 4,000 | | | | | | | | |
| AR32.205.011 | [0545] Inspiration Constancy | | 1,10,000 | | 60,000 | | | | | | |
| | AR32.205 TOTAL | | 1,14,000 | | 60,000 | | | | | | |
| AR32.208 | Miscellaneous Receipts | | | | | | | | | | |
| AR32.208.042 | [0601] Miscellaneous Receipt | 5,000 | 5,000 | 1,000 | 5,000 | | | | | | |
| | AR32.208 TOTAL | 5,000 | 5,000 | 1,000 | 5,000 | | | | | | |
| | AR32 TOTAL | 5,000 | 1,19,000 | 1,000 | 65,000 | | | | | | |
| AR33 | Income From Investments | | | | | | | | | | |
| AR33.202 | Investment From University Fund | | | | | | | | | | |
| AR33.202.007 | [0627] Interest On Term Deposits With Bank | 4,50,000 | 5,00,000 | 5,00,000 | 4,00,000 | | | | | | |
| | AR33.202 TOTAL | 4,50,000 | 5,00,000 | 5,00,000 | 4,00,000 | | | | | | |
| | AR33 TOTAL | 4,50,000 | 5,00,000 | 5,00,000 | 4,00,000 | | | | | | |
| | Sector A TOTAL | 33,30,900 | 40,89,300 | 26,56,880 | 28,25,200 | | Sector A TOTAL | 28,21,500 | 34,23,500 | 24,39,700 | 26,83,500 |
| Sector C | Earmarked And Special Funds Budget | | | | | Sector C | Earmarked And Special Funds Budget | | | | |
| | | | | | | CP05 | Salary Fund | | | | |
| | | | | | | CP05.201 | [5035] Investment In Fixed Deposit | | | | |
| | | | | | | | CP05 TOTAL | | | | |
| | Sector C TOTAL | | | | | | Sector C TOTAL | | | | |
| Sector D | Deposits And Advances Budget | | | | | Sector D | Deposits And Advances Budget | | | | |
| DR01 | Students Related Deposits | | | | | DP01 | Students Related Deposits | | | | |
| DR01.301 | Library Deposit | | | | | DP01.301 | Library Deposit | | | | |
| DR01.301.001 | [2105] Receipts Of Deposit | 21,000 | 30,000 | 9,000 | 22,500 | DP01.301.001 | [5291] Refund Of Deposit | 21,000 | 30,000 | 9,000 | 22,500 |
| | DR01.301 TOTAL | 21,000 | 30,000 | 9,000 | 22,500 | | DP01.301 TOTAL | 21,000 | 30,000 | 9,000 | 22,500 |

| RECEIPTS | | | | | | EXPENDITURE | | | | | |
|----------|------------------|---|------------------------------------|---|------------------------------------|-------------|------------------|---|------------------------------------|---|------------------------------------|
| ALIAS | PARTICULARS | Unaudited Figures For Year 2016 - 2017 | Budget Estimates 2017 - 2018 | Revised Budget Estimates 2017 - 2018 | Budget Estimates 2018 - 2019 | ALIAS | PARTICULARS | Unaudited Figures For Year 2016 - 2017 | Budget Estimates 2017 - 2018 | Revised Budget Estimates 2017 - 2018 | Budget Estimates 2018 - 2019 |
| | DR01 TOTAL | 21,000 | 30,000 | 9,000 | 22,500 | | DP01 TOTAL | 21,000 | 30,000 | 9,000 | 22,500 |
| | Sector D TOTAL | 21,000 | 30,000 | 9,000 | 22,500 | | Sector D TOTAL | 21,000 | 30,000 | 9,000 | 22,500 |
| | 5060 Aided Total | 33,51,900 | 41,19,300 | 26,65,880 | 28,47,700 | | 5060 Aided Total | 28,42,500 | 34,53,500 | 24,48,700 | 27,06,000 |



5061 - Premila Vithaldas Polytechnic, (T & T) Santacruz, Mumbai (Unaided)

(Old Unaided Code : 1339)

| RECEIPTS | | | | | | EXPENDITURE | | | | | |
|--------------|---|---|------------------------------------|---|------------------------------------|--------------|---|---|------------------------------------|---|------------------------------------|
| ALIAS | PARTICULARS | Unaudited Figures For Year 2016 - 2017 | Budget Estimates 2017 - 2018 | Revised Budget Estimates 2017 - 2018 | Budget Estimates 2018 - 2019 | ALIAS | PARTICULARS | Unaudited Figures For Year 2016 - 2017 | Budget Estimates 2017 - 2018 | Revised Budget Estimates 2017 - 2018 | Budget Estimates 2018 - 2019 |
| Sector A | Capital And Revenue Receipt / Expenditure Budget | | | | | Sector A | Capital And Revenue Receipt / Expenditure Budget | | | | |
| AR10 | Other Development Receipts | | | | | | | | | | |
| AR10.101 | Development Fees | | | | | | | | | | |
| AR10.101.001 | [0111] Development Fees From Student - Institute Share | 18,000 | 74,750 | 18,000 | 54,000 | | | | | | |
| | [0112] Development Fees From Student- University Share | 3,000 | 5,750 | 3,000 | 9,000 | | | | | | |
| | [0113] Development Fee | 21,000 | 80,500 | 21,000 | 63,000 | | | | | | |
| | AR10.101 TOTAL | 18,000 | 74,750 | 18,000 | 54,000 | | | | | | |
| AR10.102 | Available Unspent Balance Uptill Previous Year | | | | | | | | | | |
| AR10.102.001 | [0120] Available Unspent Balance | 1,60,000 | 3,50,000 | 1,21,000 | | | | | | | |
| | AR10.102 TOTAL | 1,60,000 | 3,50,000 | 1,21,000 | | | | | | | |
| | AR10 TOTAL | 1,78,000 | 4,24,750 | 1,39,000 | 54,000 | | | | | | |
| AR21 | Fees From Students & Colleges | | | | | AP21 | Academic & Activity Expenses | | | | |
| AR21.201 | Academic Receipts - University | | | | | | | | | | |
| | [6376] Calender Fees -Gross | | 690 | | | | | | | | |
| | [6377] Less 100% Transfer To University | | 690 | | | | | | | | |
| | AR21.201 TOTAL | | | | | | | | | | |
| AR21.202 | Academic Receipts -Institution | | | | | AP21.202 | Activity Expenses | | | | |
| AR21.202.001 | [0220] Admission Fee | 3,200 | 12,190 | 3,200 | 9,600 | AP21.202.001 | [3355] Gymkhana Expenses | 3,000 | 11,500 | 3,000 | 9,000 |
| AR21.202.002 | [0221] Tuition Fee | 98,000 | 4,37,000 | 1,14,000 | 3,42,000 | AP21.202.003 | [3357] Computer Training Expenses | 11,600 | 23,000 | 5,000 | 5,000 |
| AR21.202.003 | [0222] Computer Training Fee | 1,500 | 6,900 | 1,800 | 5,400 | AP21.202.006 | [3360] Computer Lab Expenses | | 11,500 | | 3,000 |
| AR21.202.004 | [0223] Identity Card Fee | 300 | 805 | 200 | 700 | | | | | | |
| | [0224] Diary Fee - Gross | 250 | 1,150 | 150 | | | | | | | |
| | [0225] Diary Fee - Less : 100% Transfer To University | 250 | 1,150 | 150 | | | | | | | |
| AR21.202.005 | [0226] Diary Fee - Net | | | | | | | | | | |
| | [0227] E-Suvidha Fee - Gross | 300 | 1,150 | 300 | 900 | | | | | | |
| | [0228] E-Suvidha - Less : 100% Transfer To University | 300 | 1,150 | 300 | 900 | | | | | | |
| AR21.202.006 | [0229] E-Suvidha - Net | | | | | | | | | | |
| | [0230] Students Welfare Fee - Gross | 500 | 1,725 | 500 | 1,400 | | | | | | |
| | [0231] Students Welfare Fee -Less : Transfer To University | 500 | 1,725 | 500 | 1,400 | | | | | | |
| AR21.202.007 | [0232] Students Welfare Fee - Net | | | | | | | | | | |

| RECEIPTS | | | | | | EXPENDITURE | | | | | |
|--------------|--|--|------------------------------|--------------------------------------|------------------------------|-------------|-----------------------|--|------------------------------|--------------------------------------|------------------------------|
| ALIAS | PARTICULARS | Unaudited Figures For Year 2016 - 2017 | Budget Estimates 2017 - 2018 | Revised Budget Estimates 2017 - 2018 | Budget Estimates 2018 - 2019 | ALIAS | PARTICULARS | Unaudited Figures For Year 2016 - 2017 | Budget Estimates 2017 - 2018 | Revised Budget Estimates 2017 - 2018 | Budget Estimates 2018 - 2019 |
| | [0233] Medical Fee - Gross | 300 | 805 | 200 | 700 | | | | | | |
| | [0234] Medical Fee-Less : Transfer To University | 300 | 805 | 200 | 700 | | | | | | |
| AR21.202.008 | [0235] Medical Fee - Net | | | | | | | | | | |
| | [0236] Sports Fee - Gross | 500 | 2,300 | 600 | 1,800 | | | | | | |
| | [0237] Sports Fee -Less : Transfer To University | 500 | 2,300 | 600 | 1,800 | | | | | | |
| AR21.202.009 | [0238] Sports Fee - Net | | | | | | | | | | |
| | [0239] Disaster Management Fee - Gross | 100 | 230 | 40 | 200 | | | | | | |
| | [0240] Disaster Management Fee -Less : 100% Transfer To University | 100 | 230 | 40 | 200 | | | | | | |
| AR21.202.010 | [0241] Disaster Management Fee - Net | | | | | | | | | | |
| | [0242] Ashwamedh/ Avishkar/ Indradhanushya Fee - Gross | 180 | 690 | 180 | 540 | | | | | | |
| | [0243] Ashwamedh/ Avishkar/ Indradhanushya Fee -Less : 100% Transfer To University | 180 | 690 | 180 | 540 | | | | | | |
| AR21.202.011 | [0244] Ashwamedh/ Avishkar/ Indradhanushya Fee - Net | | | | | | | | | | |
| | [0248] Enrolment Fee - Gross | | 5,750 | 1,500 | 3,750 | | | | | | |
| | [0249] Enrolment Fee - Less : 100% Transfer To University | | 5,750 | 1,500 | 3,750 | | | | | | |
| AR21.202.013 | [0250] Enrolment Fee - Net | | | | | | | | | | |
| | [0251] Examinations - Gross | 6,300 | 24,150 | 6,300 | 18,900 | | | | | | |
| | [0252] Examinations -Less :Transfer To University | 3,150 | 3,150 | 3,150 | 3,150 | | | | | | |
| AR21.202.014 | [0253] Examinations Fee- Net | 3,150 | | 3,150 | 3,150 | | | | | | |
| | [6304] Convocation Fee - Gross | 1,200 | 1,125 | 1,200 | | | | | | | |
| | [6305] Convocation Fee -Less : 100% Transfer To University | 1,200 | 1,125 | 1,200 | | | | | | | |
| AR21.202.017 | [6306] Convocation Fee - Net | | | | | | | | | | |
| | [6307] Library Fee - Gross | 6,000 | 23,000 | 6,000 | 18,000 | | | | | | |
| | [6308] Library Fee -Less : 100% Transfer To University Library | 6,000 | 23,000 | 6,000 | 18,000 | | | | | | |
| AR21.202.018 | [6309] Library Fee - Net | | | | | | | | | | |
| | [6310] College Library Fee - Gross | 600 | 2,300 | 600 | 1,800 | | | | | | |
| | [6311] College Library Fee - Less : 100% Transfer To University Library | | | | | | | | | | |
| AR21.202.019 | [6312] College Library Fee - - Net | 600 | 2,300 | 600 | 1,800 | | | | | | |
| AR21.202.023 | [6320] Passing Certificate Fee | 500 | 450 | 500 | 500 | | | | | | |
| AR21.202.037 | [6341] MIS Fees | | 1,150 | 300 | 900 | | | | | | |
| | AR21.202 TOTAL | 1,07,250 | 4,60,795 | 1,23,750 | 3,64,050 | | AP21.202 TOTAL | 14,600 | 46,000 | 8,000 | 17,000 |

| RECEIPTS | | | | | | EXPENDITURE | | | | | |
|--------------|--------------------------------|---|------------------------------------|---|------------------------------------|--------------|---|---|------------------------------------|---|------------------------------------|
| ALIAS | PARTICULARS | Unaudited Figures For Year 2016 - 2017 | Budget Estimates 2017 - 2018 | Revised Budget Estimates 2017 - 2018 | Budget Estimates 2018 - 2019 | ALIAS | PARTICULARS | Unaudited Figures For Year 2016 - 2017 | Budget Estimates 2017 - 2018 | Revised Budget Estimates 2017 - 2018 | Budget Estimates 2018 - 2019 |
| AR21.203 | Activity Fees | | | | | AP21.203 | Examination Expenses | | | | |
| AR21.203.001 | [0260] Gymkhana Fee | 3,000 | 11,500 | 3,000 | 9,000 | AP21.203.001 | [3470] Printing | | 2,000 | | 500 |
| AR21.203.004 | [0263] Internship Fee | 1,500 | 1,500 | 1,500 | 1,500 | AP21.203.010 | [3479] Post & Courier Charges | | 100 | | |
| AR21.203.009 | [0268] Dissertation Fee | 750 | 750 | 750 | | | | | | | |
| AR21.203.054 | [0313] Internet Fees | 900 | 3,450 | 900 | 2,700 | | | | | | |
| AR21.203.096 | [0355] Insurance Fees | 150 | 506 | 150 | 400 | | | | | | |
| | AR21.203 TOTAL | 6,300 | 17,706 | 6,300 | 13,600 | | AP21.203 TOTAL | | 2,100 | | 500 |
| AR21.207 | Other Fee | | | | | | | | | | |
| AR21.207.002 | [0412] Fine/ Miscellaneous Fee | 200 | 200 | 500 | 1,000 | | | | | | |
| AR21.207.003 | [0413] Magazine Fee | 300 | 1,150 | 300 | 900 | | | | | | |
| | AR21.207 TOTAL | 500 | 1,350 | 800 | 1,900 | | | | | | |
| | AR21 TOTAL | 1,14,050 | 4,79,851 | 1,30,850 | 3,79,550 | | AP21 TOTAL | 14,600 | 48,100 | 8,000 | 17,500 |
| | | | | | | AP22 | Administrative & General Expenses | | | | |
| | | | | | | AP22.201 | Administrative Expenses | | | | |
| | | | | | | AP22.201.001 | [3601] Advertisement And Publicity | | 30,000 | | |
| | | | | | | AP22.201.002 | [3602] Printing | | 5,000 | | 1,000 |
| | | | | | | AP22.201.003 | [3603] Stationery | 105 | 5,000 | 200 | 500 |
| | | | | | | AP22.201.006 | [3606] Electricity And Power | | 10,000 | | |
| | | | | | | AP22.201.008 | [3608] Postage , Telegram & Courier Charges | | 200 | | |
| | | | | | | AP22.201.011 | [3611] Meeting Expenses | | 2,500 | | 200 |
| | | | | | | AP22.201.016 | [3616] Sanitary Materials | | 1,500 | | |
| | | | | | | AP22.201.022 | [3622] Bank Charges | 80 | 500 | 200 | 200 |
| | | | | | | AP22.201.023 | [3623] Miscellaneous Expenses | | 3,000 | | 500 |
| | | | | | | AP22.201.024 | [3624] Statutory Audit Charges | | 5,000 | | |
| | | | | | | AP22.201.025 | [3625] Internal Audit Charges | | 5,000 | | |
| | | | | | | | AP22.201 TOTAL | 185 | 67,700 | 400 | 2,400 |
| | | | | | | AP22.202 | Travelling And Transportation Expenses | | | | |
| | | | | | | AP22.202.001 | [3645] Ta/Da Expenses Staff | | 2,000 | | |
| | | | | | | | AP22.202 TOTAL | | 2,000 | | |
| | | | | | | AP22.204 | Outsource Services | | | | |
| | | | | | | AP22.204.001 | [3665] House Keeping Services | | 5,000 | | 2,000 |
| | | | | | | | AP22.204 TOTAL | | 5,000 | | 2,000 |
| | | | | | | AP22.205 | Repairs And Maintenance | | | | |
| | | | | | | AP22.205.002 | [3676] Maintenance Of Furniture & Fixture | | 1,000 | | |
| | | | | | | AP22.205.003 | [3677] Maintenance Of Electric Installation | | 500 | | |
| | | | | | | AP22.205.004 | [3678] Maintenance Of Hardwares | | 2,000 | | |
| | | | | | | | AP22.205 TOTAL | | 3,500 | | |

| RECEIPTS | | | | | | EXPENDITURE | | | | | |
|--------------|--|--|------------------------------|--------------------------------------|------------------------------|--------------|--|--|------------------------------|--------------------------------------|------------------------------|
| ALIAS | PARTICULARS | Unaudited Figures For Year 2016 - 2017 | Budget Estimates 2017 - 2018 | Revised Budget Estimates 2017 - 2018 | Budget Estimates 2018 - 2019 | ALIAS | PARTICULARS | Unaudited Figures For Year 2016 - 2017 | Budget Estimates 2017 - 2018 | Revised Budget Estimates 2017 - 2018 | Budget Estimates 2018 - 2019 |
| | | | | | | | AP22 TOTAL | 185 | 78,200 | 400 | 4,400 |
| | | | | | | AP31 | Staff Payments & Benefits | | | | |
| | | | | | | AP31.204 | Unaided Salaries (Teaching Staff) | | | | |
| | | | | | | AP31.204.002 | [3781] Clock Hour Basis / Consolidated | 3,30,400 | 4,50,000 | 3,19,200 | 3,27,200 |
| | | | | | | | AP31.204 TOTAL | 3,30,400 | 4,50,000 | 3,19,200 | 3,27,200 |
| | | | | | | AP31.205 | Un Aided Non Teaching | | | | |
| | | | | | | AP31.205.002 | [3801] Clock Hour Basis / Consolidated | | 2,10,000 | | |
| | | | | | | AP31.205.008 | [3807] Temp. Non Teaching Staff | | | | 72,000 |
| | | | | | | | AP31.205 TOTAL | | 2,10,000 | | 72,000 |
| | | | | | | | AP31 TOTAL | 3,30,400 | 6,60,000 | 3,19,200 | 3,99,200 |
| AR32 | Other Income | | | | | | | | | | |
| AR32.202 | Interest On Saving Accounts | | | | | | | | | | |
| AR32.202.001 | [0520] Interest On Saving Bank Account | 33,900 | 2,000 | 8,500 | 15,000 | | | | | | |
| | AR32.202 TOTAL | 33,900 | 2,000 | 8,500 | 15,000 | | | | | | |
| AR32.208 | Miscellaneous Receipts | | | | | | | | | | |
| AR32.208.008 | [0567] Any Other Income | | | | | | | | | | |
| | AR32.208 TOTAL | | | | | | | | | | |
| | AR32 TOTAL | 33,900 | 2,000 | 8,500 | 15,000 | | | | | | |
| AR33 | Income From Investments | | | | | | | | | | |
| AR33.202 | Investment From University Fund | | | | | | | | | | |
| AR33.202.007 | [0627] Interest On Term Deposits With Bank | 20,000 | 50,000 | 50,000 | 50,000 | | | | | | |
| | AR33.202 TOTAL | 20,000 | 50,000 | 50,000 | 50,000 | | | | | | |
| | AR33 TOTAL | 20,000 | 50,000 | 50,000 | 50,000 | | | | | | |
| | Sector A TOTAL | 3,45,950 | 9,56,601 | 3,28,350 | 4,98,550 | | Sector A TOTAL | 3,45,185 | 7,86,300 | 3,27,600 | 4,21,100 |
| Sector D | Deposits And Advances Budget | | | | | Sector D | Deposits And Advances Budget | | | | |
| DR01 | Students Related Deposits | | | | | DP01 | Students Related Deposits | | | | |
| DR01.301 | Library Deposit | | | | | DP01.301 | Library Deposit | | | | |
| DR01.301.001 | [2105] Receipts Of Deposit | 6,000 | 30,000 | 6,000 | 22,500 | DP01.301.001 | [5291] Refund Of Deposit | 6,000 | 30,000 | 6,000 | 22,500 |
| | DR01.301 TOTAL | 6,000 | 30,000 | 6,000 | 22,500 | | DP01.301 TOTAL | 6,000 | 30,000 | 6,000 | 22,500 |
| DR01.302 | Laboratory Deposit | | | | | DP01.302 | Laboratory Deposit | | | | |
| DR01.302.001 | [2110] Receipts Of Deposit | 300 | 2,000 | 300 | 1,500 | DP01.302.001 | [5295] Refund Of Deposit | 300 | 2,000 | 300 | 1,500 |
| | DR01.302 TOTAL | 300 | 2,000 | 300 | 1,500 | | DP01.302 TOTAL | 300 | 2,000 | 300 | 1,500 |
| | DR01 TOTAL | 6,300 | 32,000 | 6,300 | 24,000 | | DP01 TOTAL | 6,300 | 32,000 | 6,300 | 24,000 |
| | Sector D TOTAL | 6,300 | 32,000 | 6,300 | 24,000 | | Sector D TOTAL | 6,300 | 32,000 | 6,300 | 24,000 |

| | | | | | | | | | |
|------------------|----------|----------|----------|----------|------------------|----------|----------|----------|----------|
| 5061 Aided Total | 3,52,250 | 9,88,601 | 3,34,650 | 5,22,550 | 5061 Aided Total | 3,51,485 | 8,18,300 | 3,33,900 | 4,45,100 |
|------------------|----------|----------|----------|----------|------------------|----------|----------|----------|----------|



0015 - S.N.D.T. Arts and Commerce College for Women, BCA Pune (Unaided)

(Old Unaided Code : 2345)

| RECEIPTS | | | | | | EXPENDITURE | | | | | |
|--------------|---|---|------------------------------------|---|------------------------------------|--------------|---|---|------------------------------------|---|------------------------------------|
| ALIAS | PARTICULARS | Unaudited Figures For Year 2016 - 2017 | Budget Estimates 2017 - 2018 | Revised Budget Estimates 2017 - 2018 | Budget Estimates 2018 - 2019 | ALIAS | PARTICULARS | Unaudited Figures For Year 2016 - 2017 | Budget Estimates 2017 - 2018 | Revised Budget Estimates 2017 - 2018 | Budget Estimates 2018 - 2019 |
| Sector A | Capital And Revenue Receipt / Expenditure Budget | | | | | Sector A | Capital And Revenue Receipt / Expenditure Budget | | | | |
| | | | | | | AP08 | Software & Development | | | | |
| | | | | | | AP08.102 | Software Development | | | | |
| | | | | | | AP08.102.001 | [3185] Software Development (AP08.102) | 5,000 | 5,000 | 40,000 | 40,000 |
| | | | | | | | AP08.102 TOTAL | 5,000 | 5,000 | 40,000 | 40,000 |
| | | | | | | | AP08 TOTAL | 5,000 | 5,000 | 40,000 | 40,000 |
| | | | | | | AP09 | Hardware & Peripherals | | | | |
| | | | | | | AP09.101 | Development Exp. | | | | |
| | | | | | | AP09.101.001 | [3200] Purchase Of Computer | | 4,00,000 | | 4,00,000 |
| | | | | | | | AP09.101 TOTAL | | 4,00,000 | | 4,00,000 |
| | | | | | | | AP09 TOTAL | | 4,00,000 | | 4,00,000 |
| AR10 | Other Development Receipts | | | | | | | | | | |
| AR10.101 | Development Fees | | | | | | | | | | |
| AR10.101.001 | [0111] Development Fees From Student - Institute Share | 18,700 | 18,300 | 25,800 | 27,500 | | | | | | |
| | [0112] Development Fees From Student- University Share | 18,700 | 22,000 | 25,800 | 27,500 | | | | | | |
| | [0113] Development Fee | 37,400 | 44,000 | 51,600 | 55,000 | | | | | | |
| | AR10.101 TOTAL | 18,700 | 18,300 | 25,800 | 27,500 | | | | | | |
| | AR10 TOTAL | 18,700 | 18,300 | 25,800 | 27,500 | | | | | | |
| AR21 | Fees From Students & Colleges | | | | | AP21 | Academic & Activity Expenses | | | | |
| AR21.201 | Academic Receipts - University | | | | | AP21.201 | Academic Expenses | | | | |
| AR21.201.025 | [0208] Alumni Fees Net | | | | | AP21.201.006 | [3330] Souvenir | 1,900 | 6,000 | 7,000 | 8,000 |
| | [6370] Alumni Fee - Gross | 2,000 | 1,000 | 3,500 | 2,200 | AP21.201.011 | [3335] Prospectus Expenses | 3,500 | 4,000 | 1,000 | 1,000 |
| | [6371] Less : 100 % Transfer To University | 2,000 | 1,000 | 3,500 | 2,200 | AP21.201.016 | [3340] Identity Card Expenses | 2,500 | 3,000 | 3,000 | 3,300 |
| | AR21.201 TOTAL | | | | | | AP21.201 TOTAL | 7,900 | 13,000 | 11,000 | 12,300 |
| AR21.202 | Academic Receipts -Institution | | | | | AP21.202 | Activity Expenses | | | | |
| AR21.202.001 | [0220] Admission Fee | | | | | AP21.202.001 | [3355] Gymkhana Expenses | 18,000 | 20,000 | 20,000 | 25,000 |
| | [6342] Admission Fee - Less : Transfer To University | 39,000 | | 46,200 | 58,300 | AP21.202.011 | [3365] Educational Tour Expenses | | | 5,000 | 5,000 |
| | [6343] Admission Fee - Gross | 39,000 | | 46,200 | 58,300 | AP21.202.016 | [3370] Enrichment Activity Expenses | | | | 10,000 |
| AR21.202.002 | [0221] Tuition Fee | 10,14,000 | 11,00,000 | 11,52,000 | 14,85,000 | AP21.202.030 | [3384] Binding Charges | 660 | 3,000 | 3,000 | 3,000 |
| | [6347] Tuition Fee -Gross | 11,23,500 | | 13,05,000 | 16,50,000 | | | | | | |
| | [6348] Tuition Fee -less 100% Transfer | 1,09,500 | | 1,53,000 | 1,65,000 | | | | | | |

| RECEIPTS | | | | | | EXPENDITURE | | | | | |
|--------------|--|---|------------------------------------|---|------------------------------------|-------------|-------------|---|------------------------------------|---|------------------------------------|
| ALIAS | PARTICULARS | Unaudited Figures For Year 2016 - 2017 | Budget Estimates 2017 - 2018 | Revised Budget Estimates 2017 - 2018 | Budget Estimates 2018 - 2019 | ALIAS | PARTICULARS | Unaudited Figures For Year 2016 - 2017 | Budget Estimates 2017 - 2018 | Revised Budget Estimates 2017 - 2018 | Budget Estimates 2018 - 2019 |
| AR21.202.004 | [0223] Identity Card Fee | 2,520 | 3,000 | 3,600 | 3,900 | | | | | | |
| | [0227] E-Suvidha Fee - Gross | 3,600 | 4,000 | 5,200 | 5,500 | | | | | | |
| | [0228] E-Suvidha - Less : 100% Transfer To University | 3,600 | 4,000 | 5,200 | 5,500 | | | | | | |
| AR21.202.006 | [0229] E-Suvidha - Net | | | | | | | | | | |
| | [0230] Students Welfare Fee - Gross | 5,500 | 6,000 | 7,800 | 8,300 | | | | | | |
| | [0231] Students Welfare Fee -Less : Transfer To University | 5,500 | 5,500 | 7,800 | 8,300 | | | | | | |
| AR21.202.007 | [0232] Students Welfare Fee - Net | | | | | | | | | | |
| | [0233] Medical Fee - Gross | 2,500 | 9,000 | 3,600 | 3,900 | | | | | | |
| | [0234] Medical Fee-Less : Transfer To University | 2,500 | 9,000 | 3,600 | 3,000 | | | | | | |
| AR21.202.008 | [0235] Medical Fee - Net | | | | | | | | | | |
| | [0236] Sports Fee - Gross | 7,200 | 9,000 | 10,200 | 11,000 | | | | | | |
| | [0237] Sports Fee -Less : Transfer To University | 7,200 | 9,000 | 10,200 | 11,000 | | | | | | |
| AR21.202.009 | [0238] Sports Fee - Net | | | | | | | | | | |
| | [0239] Disaster Management Fee - Gross | 700 | 1,000 | 1,100 | 1,100 | | | | | | |
| | [0240] Disaster Management Fee -Less : 100% Transfer To University | 700 | 1,000 | 1,100 | 1,100 | | | | | | |
| AR21.202.010 | [0241] Disaster Management Fee - Net | | | | | | | | | | |
| | [0242] Ashwamedh/ Avishkar/ Indradhanushya Fee - Gross | 2,200 | 3,000 | 3,100 | 3,300 | | | | | | |
| | [0243] Ashwamedh/ Avishkar/ Indradhanushya Fee -Less : 100% Transfer To University | 2,200 | 3,000 | 3,100 | 3,300 | | | | | | |
| AR21.202.011 | [0244] Ashwamedh/ Avishkar/ Indradhanushya Fee - Net | | | | | | | | | | |
| | [0245] Eligibility Fee -Gross | 5,000 | 2,000 | 1,500 | 1,500 | | | | | | |
| | [0246] Eligibility Fee -Less : 100% Transfer To University | 5,000 | 2,000 | 1,500 | 1,500 | | | | | | |
| AR21.202.012 | [0247] Eligibility Fee -Net | | | | | | | | | | |
| | [0248] Enrolment Fee - Gross | 5,000 | 14,000 | 12,000 | 10,800 | | | | | | |
| | [0249] Enrolment Fee - Less : 100% Transfer To University | 5,000 | 14,000 | 12,000 | 10,800 | | | | | | |
| AR21.202.013 | [0250] Enrolment Fee - Net | | | | | | | | | | |
| | [0251] Examinations - Gross | 2,95,400 | 2,00,000 | 3,59,500 | 3,50,000 | | | | | | |
| | [0252] Examinations -Less :Transfer To University | 1,21,600 | 1,50,000 | 2,67,500 | 2,00,000 | | | | | | |
| AR21.202.014 | [0253] Examinations Fee- Net | 1,73,800 | 1,10,000 | 92,000 | 1,50,000 | | | | | | |
| | [0254] Practical Examination Fees - Gross | 74,000 | 90,000 | 1,03,000 | 1,00,000 | | | | | | |
| | [6300] Practical Examinations Fee-Less : Transfer To University | 27,500 | 35,000 | 57,000 | 55,000 | | | | | | |

| RECEIPTS | | | | | | EXPENDITURE | | | | | |
|--------------|--|--|------------------------------|--------------------------------------|------------------------------|--------------|------------------------------------|--|------------------------------|--------------------------------------|------------------------------|
| ALIAS | PARTICULARS | Unaudited Figures For Year 2016 - 2017 | Budget Estimates 2017 - 2018 | Revised Budget Estimates 2017 - 2018 | Budget Estimates 2018 - 2019 | ALIAS | PARTICULARS | Unaudited Figures For Year 2016 - 2017 | Budget Estimates 2017 - 2018 | Revised Budget Estimates 2017 - 2018 | Budget Estimates 2018 - 2019 |
| AR21.202.015 | [6301] Practical Examinations Fee - Net | 46,500 | 58,000 | 46,000 | 45,000 | | | | | | |
| | [6304] Convocation Fee - Gross | 4,200 | 4,500 | 13,200 | 9,000 | | | | | | |
| | [6305] Convocation Fee -Less : 100% Transfer To University | 4,200 | 4,500 | 13,200 | 9,000 | | | | | | |
| AR21.202.017 | [6306] Convocation Fee - Net | | | | | | | | | | |
| | [6307] Library Fee - Gross | 72,000 | 87,000 | 1,04,000 | 1,10,000 | | | | | | |
| | [6308] Library Fee -Less : 100% Transfer To University Library | 72,000 | 87,000 | 1,04,000 | 1,10,000 | | | | | | |
| AR21.202.018 | [6309] Library Fee - Net | | | | | | | | | | |
| | [6310] College Library Fee - Gross | 5,000 | 5,000 | 5,000 | 5,000 | | | | | | |
| | AR21.202 TOTAL | 12,36,820 | 12,71,000 | 12,93,600 | 16,83,900 | | AP21.202 TOTAL | 18,660 | 23,000 | 28,000 | 43,000 |
| AR21.203 | Activity Fees | | | | | AP21.203 | Examination Expenses | | | | |
| AR21.203.001 | [0260] Gymkhana Fee | 35,000 | 44,000 | 43,500 | 55,000 | AP21.203.001 | [3470] Printing | 7,600 | 8,000 | 8,000 | 8,000 |
| AR21.203.002 | [0261] Laboratory Fee | 3,28,500 | 4,35,000 | 5,15,000 | 5,50,000 | AP21.203.002 | [3471] Stationery | 2,900 | 3,000 | 3,000 | 3,000 |
| AR21.203.005 | [0264] Placement Fee | 5,000 | 8,000 | 17,500 | 11,000 | AP21.203.003 | [3472] Printing Of Answer Books | 5,300 | 5,000 | 5,000 | 5,000 |
| AR21.203.009 | [0268] Dissertation Fee | 2,500 | 4,000 | 8,700 | 5,500 | AP21.203.004 | [3473] Printing Of Question Papers | | 12,000 | 10,000 | 10,000 |
| AR21.203.019 | [0278] Mathematics Fee | 27,000 | 10,000 | 58,000 | 30,000 | AP21.203.006 | [3475] Examination Remuneration | 26,800 | 25,000 | 25,000 | 27,000 |
| AR21.203.054 | [0313] Internet Fees | | | | | AP21.203.013 | [3482] Paper Setting | 16,713 | 20,000 | 20,000 | 20,000 |
| AR21.203.058 | [0317] Accountancy Fee | 20,400 | 10,000 | 43,500 | 30,000 | AP21.203.030 | [3499] 15%administrative Charges | | | | |
| AR21.203.062 | [0321] Caution Money | 1,000 | 6,000 | 4,500 | 4,300 | | | | | | |
| AR21.203.072 | [0331] L.C. Fee | 1,150 | 2,000 | 3,200 | 3,000 | | | | | | |
| AR21.203.090 | [0349] Instruction Material Fees | 73,000 | 87,000 | 1,03,000 | 1,10,000 | | | | | | |
| AR21.203.096 | [0355] Insurance Fees | 1,700 | | 2,300 | 2,400 | | | | | | |
| | AR21.203 TOTAL | 4,95,250 | 6,06,000 | 7,99,200 | 8,01,200 | | AP21.203 TOTAL | 59,313 | 73,000 | 71,000 | 73,000 |
| AR21.204 | Examination Fees | | | | | | | | | | |
| AR21.204.007 | [0377] Passing Certificate Fees | 1,500 | 2,000 | 5,300 | 3,300 | | | | | | |
| AR21.204.010 | [0380] Verification Fee | 1,700 | | 5,000 | 5,000 | | | | | | |
| | AR21.204 TOTAL | 3,200 | 2,000 | 10,300 | 8,300 | | | | | | |
| AR21.206 | Library Fee Payable | | | | | AP21.206 | Seminars & Conferences | | | | |
| AR21.206.001 | [0405] Library Fee | | | | | AP21.206.001 | [3515] Seminar Publication | 630 | 3,000 | 3,000 | 3,000 |
| | AR21.206 TOTAL | | | | | | AP21.206 TOTAL | 630 | 3,000 | 3,000 | 3,000 |
| AR21.207 | Other Fee | | | | | | | | | | |
| AR21.207.002 | [0412] Fine/ Miscellaneous Fee | 17,000 | 12,000 | 24,300 | 20,000 | | | | | | |
| AR21.207.003 | [0413] Magazine Fee | 3,600 | 4,000 | 5,200 | 5,500 | | | | | | |
| AR21.207.007 | [0417] Project Fee | 10,000 | 15,000 | 35,000 | 22,000 | | | | | | |
| AR21.207.009 | [0419] Transcript Charge (Income) | 3,000 | 1,000 | 500 | 1,000 | | | | | | |
| AR21.207.010 | [0420] Admission Cancellation Processing Fees | | 2,000 | 1,000 | 1,000 | | | | | | |
| | AR21.207 TOTAL | 33,600 | 34,000 | 66,000 | 49,500 | AP21.208 | Library Expenses | | | | |

| RECEIPTS | | | | | | EXPENDITURE | | | | | |
|----------|-------------------|---|------------------------------------|---|------------------------------------|--------------|---|---|------------------------------------|---|------------------------------------|
| ALIAS | PARTICULARS | Unaudited Figures For Year 2016 - 2017 | Budget Estimates 2017 - 2018 | Revised Budget Estimates 2017 - 2018 | Budget Estimates 2018 - 2019 | ALIAS | PARTICULARS | Unaudited Figures For Year 2016 - 2017 | Budget Estimates 2017 - 2018 | Revised Budget Estimates 2017 - 2018 | Budget Estimates 2018 - 2019 |
| | | | | | | AP21.208.003 | [3537] Library Expenses | | 4,000 | 4,000 | 4,000 |
| | | | | | | | AP21.208 TOTAL | | 4,000 | 4,000 | 4,000 |
| | | | | | | AP21.209 | Students' Welfare , Sports & Cultural Activivties Expenses | | | | |
| | | | | | | AP21.209.001 | [3550] Annual Social /Cultural | | | | 10,000 |
| | | | | | | AP21.209.016 | [3565] Other Sports Activities | | 3,000 | 3,000 | 3,000 |
| | | | | | | | AP21.209 TOTAL | | 3,000 | 3,000 | 13,000 |
| | AR21 TOTAL | 17,68,870 | 19,13,000 | 21,69,100 | 25,42,900 | | AP21 TOTAL | 86,503 | 1,19,000 | 1,20,000 | 1,48,300 |
| | | | | | | AP22 | Administrative & General Expenses | | | | |
| | | | | | | AP22.201 | Administrative Expenses | | | | |
| | | | | | | AP22.201.001 | [3601] Advertisement And Publicity | 1,802 | 2,000 | 2,000 | 2,000 |
| | | | | | | AP22.201.002 | [3602] Printing | 3,264 | 8,000 | 8,000 | 8,000 |
| | | | | | | AP22.201.003 | [3603] Stationery | 7,768 | 15,000 | 15,000 | 15,000 |
| | | | | | | AP22.201.005 | [3605] Xeroxing Charges | | 3,000 | 3,000 | 3,000 |
| | | | | | | AP22.201.007 | [3607] Telephone And Internet Charges | 16,300 | 15,000 | 10,000 | 11,000 |
| | | | | | | AP22.201.010 | [3610] Professional Charges | | | 7,000 | 7,000 |
| | | | | | | AP22.201.011 | [3611] Meeting Expenses | 3,856 | 5,000 | 5,000 | 5,000 |
| | | | | | | AP22.201.016 | [3616] Sanitary Materials | | | 3,000 | 10,000 |
| | | | | | | AP22.201.022 | [3622] Bank Charges | 300 | 1,000 | 1,000 | 1,000 |
| | | | | | | AP22.201.023 | [3623] Miscellaneous Expenses | | 2,000 | 3,000 | 2,000 |
| | | | | | | AP22.201.024 | [3624] Statutory Audit Charges | | 5,000 | 5,000 | 5,000 |
| | | | | | | AP22.201.025 | [3625] Internal Audit Charges | | 5,000 | 5,000 | 5,000 |
| | | | | | | AP22.201.028 | [3628] Outsourcing Account Work | | 5,000 | 5,000 | 5,000 |
| | | | | | | AP22.201.035 | [3635] Functions & Festival | 30,800 | 20,000 | 20,000 | 20,000 |
| | | | | | | AP22.201.038 | [3638] Administrative Expenses | | | | 50,000 |
| | | | | | | | AP22.201 TOTAL | 64,090 | 86,000 | 92,000 | 1,49,000 |
| | | | | | | AP22.202 | Travelling And Transportation Expenses | | | | |
| | | | | | | AP22.202.001 | [3645] Ta/Da Expenses Staff | 1,700 | 3,000 | 3,000 | 3,000 |
| | | | | | | | AP22.202 TOTAL | 1,700 | 3,000 | 3,000 | 3,000 |
| | | | | | | AP22.205 | Repairs And Maintenance | | | | |
| | | | | | | AP22.205.003 | [3677] Maintenance Of Electric Installation | 2,700 | 3,000 | 3,000 | 6,000 |
| | | | | | | AP22.205.004 | [3678] Maintenance Of Hardwares | 70,400 | 75,000 | 75,000 | 80,000 |
| | | | | | | AP22.205.022 | [3696] General Maintenance | | 5,000 | 5,000 | 5,000 |
| | | | | | | | AP22.205 TOTAL | 73,100 | 83,000 | 83,000 | 91,000 |
| | | | | | | | AP22 TOTAL | 1,38,890 | 1,72,000 | 1,78,000 | 2,43,000 |
| | | | | | | AP31 | Staff Payments & Benefits | | | | |
| | | | | | | AP31.204 | Unaided Salaries (Teaching Staff) | | | | |

| RECEIPTS | | | | | | EXPENDITURE | | | | | |
|--------------|---|--|------------------------------|--------------------------------------|------------------------------|--------------|-------------------------------------|--|------------------------------|--------------------------------------|------------------------------|
| ALIAS | PARTICULARS | Unaudited Figures For Year 2016 - 2017 | Budget Estimates 2017 - 2018 | Revised Budget Estimates 2017 - 2018 | Budget Estimates 2018 - 2019 | ALIAS | PARTICULARS | Unaudited Figures For Year 2016 - 2017 | Budget Estimates 2017 - 2018 | Revised Budget Estimates 2017 - 2018 | Budget Estimates 2018 - 2019 |
| | | | | | | AP31.204.001 | [3780] Pay & Allowances | 6,42,750 | 11,00,000 | 11,00,000 | 12,50,000 |
| | | | | | | | AP31.204 TOTAL | 6,42,750 | 11,00,000 | 11,00,000 | 12,50,000 |
| | | | | | | AP31.205 | Un Aided Non Teaching | | | | |
| | | | | | | AP31.205.007 | [3806] Overtime | 21,900 | 26,500 | | |
| | | | | | | AP31.205.008 | [3807] Temp. Non Teaching Staff | 99,400 | 1,00,000 | 1,37,400 | 1,25,000 |
| | | | | | | | AP31.205 TOTAL | 1,21,300 | 1,26,500 | 1,37,400 | 1,25,000 |
| | | | | | | | AP31 TOTAL | 7,64,050 | 12,26,500 | 12,37,400 | 13,75,000 |
| AR34 | Sale Of Publications | | | | | | | | | | |
| AR34.203 | Sale Of Prospectus & Admission Forms | | | | | | | | | | |
| AR34.203.001 | [0645] Sale Of Prospectus & Admission Forms | 9,800 | 10,000 | | | | | | | | |
| | AR34.203 TOTAL | 9,800 | 10,000 | | | | | | | | |
| | AR34 TOTAL | 9,800 | 10,000 | | | | | | | | |
| | Sector A TOTAL | 17,97,370 | 19,41,300 | 21,94,900 | 25,70,400 | | Sector A TOTAL | 9,94,443 | 19,22,500 | 15,75,400 | 22,06,300 |
| Sector D | Deposits And Advances Budget | | | | | Sector D | Deposits And Advances Budget | | | | |
| DR01 | Students Related Deposits | | | | | DP01 | Students Related Deposits | | | | |
| DR01.301 | Library Deposit | | | | | DP01.301 | Library Deposit | | | | |
| DR01.301.001 | [2105] Receipts Of Deposit | 30,000 | | 72,000 | 64,500 | DP01.301.001 | [5291] Refund Of Deposit | 30,000 | | 72,000 | 64,500 |
| | DR01.301 TOTAL | 30,000 | | 72,000 | 64,500 | | DP01.301 TOTAL | 30,000 | | 72,000 | 64,500 |
| DR01.302 | Laboratory Deposit | | | | | DP01.302 | Laboratory Deposit | | | | |
| DR01.302.001 | [2110] Receipts Of Deposit | 30,000 | 59,000 | 48,000 | 43,000 | DP01.302.001 | [5295] Refund Of Deposit | 30,000 | 59,000 | 48,000 | 43,000 |
| | DR01.302 TOTAL | 30,000 | 59,000 | 48,000 | 43,000 | | DP01.302 TOTAL | 30,000 | 59,000 | 48,000 | 43,000 |
| | DR01 TOTAL | 60,000 | 59,000 | 1,20,000 | 1,07,500 | | DP01 TOTAL | 60,000 | 59,000 | 1,20,000 | 1,07,500 |
| | Sector D TOTAL | 60,000 | 59,000 | 1,20,000 | 1,07,500 | | Sector D TOTAL | 60,000 | 59,000 | 1,20,000 | 1,07,500 |
| | 0015 Aided Total | 18,57,370 | 20,00,300 | 23,14,900 | 26,77,900 | | 0015 Aided Total | 10,54,443 | 19,81,500 | 16,95,400 | 23,13,800 |

0016 - S.N.D.T. College of Home Science, Pune (Unaided)

(Old Unaided Code : 2344)

| RECEIPTS | | | | | | EXPENDITURE | | | | | |
|--------------|---|---|------------------------------------|---|------------------------------------|--------------|---|---|------------------------------------|---|------------------------------------|
| ALIAS | PARTICULARS | Unaudited Figures For Year 2016 - 2017 | Budget Estimates 2017 - 2018 | Revised Budget Estimates 2017 - 2018 | Budget Estimates 2018 - 2019 | ALIAS | PARTICULARS | Unaudited Figures For Year 2016 - 2017 | Budget Estimates 2017 - 2018 | Revised Budget Estimates 2017 - 2018 | Budget Estimates 2018 - 2019 |
| Sector A | Capital And Revenue Receipt / Expenditure Budget | | | | | Sector A | Capital And Revenue Receipt / Expenditure Budget | | | | |
| | | | | | | AP03 | Furniture & Fixtures | | | | |
| | | | | | | AP03.101 | Purchase Of Furniture & Fixtures | | | | |
| | | | | | | AP03.101.001 | [3065] Purchase Of Furniture | 70,000 | 70,000 | 30,000 | 50,000 |
| | | | | | | | AP03.101 TOTAL | 70,000 | 70,000 | 30,000 | 50,000 |
| | | | | | | | AP03 TOTAL | 70,000 | 70,000 | 30,000 | 50,000 |
| AR21 | Fees From Students & Colleges | | | | | AP21 | Academic & Activity Expenses | | | | |
| AR21.202 | Academic Receipts -Institution | | | | | AP21.202 | Activity Expenses | | | | |
| AR21.202.001 | [0220] Admission Fee | 38,460 | 31,800 | 39,200 | 31,800 | AP21.202.029 | [3383] Material For Daily Practices Expenses | 80,000 | 80,000 | 30,000 | 50,000 |
| AR21.202.002 | [0221] Tution Fee | 10,94,200 | 9,00,000 | 11,10,000 | 9,00,000 | | | | | | |
| AR21.202.015 | [6301] Practical Examinations Fee - Net | 50,400 | 42,000 | 55,000 | 42,000 | | | | | | |
| | AR21.202 TOTAL | 11,83,060 | 9,73,800 | 12,04,200 | 9,73,800 | | AP21.202 TOTAL | 80,000 | 80,000 | 30,000 | 50,000 |
| AR21.203 | Activity Fees | | | | | AP21.203 | Examination Expenses | | | | |
| AR21.203.001 | [0260] Gymkhana Fee | 36,000 | 30,000 | 37,000 | 30,000 | AP21.203.001 | [3470] Printing | 10,000 | 10,000 | 5,000 | 7,000 |
| | | | | | | AP21.203.002 | [3471] Stationery | 9,000 | 9,000 | 3,000 | 5,000 |
| | | | | | | AP21.203.003 | [3472] Printing Of Answer Books | 5,000 | 5,000 | 2,000 | 3,000 |
| | | | | | | AP21.203.004 | [3473] Printing Of Question Papers | 10,000 | 10,000 | 2,000 | 5,000 |
| | | | | | | AP21.203.009 | [3478] Dissertation Expenses | 10,000 | 10,000 | 10,000 | 10,000 |
| | AR21.203 TOTAL | 36,000 | 30,000 | 37,000 | 30,000 | | AP21.203 TOTAL | 44,000 | 44,000 | 22,000 | 30,000 |
| | | | | | | AP21.207 | Materials, Consumables, Stores & Chemicals | | | | |
| | | | | | | AP21.207.003 | [3532] Chemical & Glassware Expenses | 80,000 | 80,000 | 52,300 | 60,000 |
| | | | | | | | AP21.207 TOTAL | 80,000 | 80,000 | 52,300 | 60,000 |
| | | | | | | AP21.209 | Students' Welfare , Sports & Cultural Activitvies Expenses | | | | |
| | | | | | | AP21.209.013 | [3562] Workshops & Seminars Expenses | 40,000 | 40,000 | 30,000 | 30,000 |
| | | | | | | | AP21.209 TOTAL | 40,000 | 40,000 | 30,000 | 30,000 |
| AR21.210 | Ph. D. Fee | | | | | | | | | | |
| AR21.210.006 | [0469] Laboratory Fee | 3,60,200 | 3,00,000 | 3,45,000 | 3,00,000 | | | | | | |
| | AR21.210 TOTAL | 3,60,200 | 3,00,000 | 3,45,000 | 3,00,000 | | | | | | |
| | AR21 TOTAL | 15,79,260 | 13,03,800 | 15,86,200 | 13,03,800 | | AP21 TOTAL | 2,44,000 | 2,44,000 | 1,34,300 | 1,70,000 |
| | | | | | | AP22 | Administrative & General Expenses | | | | |
| | | | | | | AP22.201 | Administrative Expenses | | | | |
| | | | | | | AP22.201.001 | [3601] Advertisement And Publicity | 20,000 | 20,000 | 10,000 | 10,000 |

| RECEIPTS | | | | | | EXPENDITURE | | | | | |
|----------|---|--|------------------------------|--------------------------------------|------------------------------|--------------|---|--|------------------------------|--------------------------------------|------------------------------|
| ALIAS | PARTICULARS | Unaudited Figures For Year 2016 - 2017 | Budget Estimates 2017 - 2018 | Revised Budget Estimates 2017 - 2018 | Budget Estimates 2018 - 2019 | ALIAS | PARTICULARS | Unaudited Figures For Year 2016 - 2017 | Budget Estimates 2017 - 2018 | Revised Budget Estimates 2017 - 2018 | Budget Estimates 2018 - 2019 |
| | | | | | | AP22.201.014 | [3614] News Paper, Periodicals (Magazines & Journals) | 4,500 | 4,500 | 3,000 | 3,000 |
| | | | | | | AP22.201.024 | [3624] Statutory Audit Charges | | 5,000 | 5,000 | 5,000 |
| | | | | | | AP22.201.025 | [3625] Internal Audit Charges | | 5,000 | 5,000 | 5,000 |
| | | | | | | AP22.201.028 | [3628] Outsourcing Account Work | | 5,000 | 5,000 | 5,000 |
| | | | | | | | AP22.201 TOTAL | 24,500 | 39,500 | 28,000 | 28,000 |
| | | | | | | AP22.202 | Travelling And Transportation Expenses | | | | |
| | | | | | | AP22.202.001 | [3645] Ta/Da Expenses Staff | 10,000 | 10,000 | 8,000 | 8,000 |
| | | | | | | | AP22.202 TOTAL | 10,000 | 10,000 | 8,000 | 8,000 |
| | | | | | | AP22.205 | Repairs And Maintenance | | | | |
| | | | | | | AP22.205.001 | [3675] Maintenance Of Office Equipments | 20,000 | 20,000 | 20,000 | 20,000 |
| | | | | | | AP22.205.002 | [3676] Maintenance Of Furniture & Fixture | 50,000 | 50,000 | 50,000 | 50,000 |
| | | | | | | AP22.205.012 | [3686] Maintenance Of Building | 50,000 | 50,000 | 50,000 | 50,000 |
| | | | | | | | AP22.205 TOTAL | 1,20,000 | 1,20,000 | 1,20,000 | 1,20,000 |
| | | | | | | AP22.206 | Other Expenses | | | | |
| | | | | | | AP22.206.004 | [3713] Hospitality & Sumptuary Expenses | 2,000 | 2,000 | | |
| | | | | | | | AP22.206 TOTAL | 2,000 | 2,000 | | |
| | | | | | | | AP22 TOTAL | 1,56,500 | 1,71,500 | 1,56,000 | 1,56,000 |
| | | | | | | AP31 | Staff Payments & Benefits | | | | |
| | | | | | | AP31.201 | Aided Salaries (Teaching Staff Approved Under Sps) | | | | |
| | | | | | | AP31.201.002 | [3751] Clock Hour Basis / Consolidated | | | | |
| | | | | | | | AP31.201 TOTAL | | | | |
| | | | | | | AP31.202 | Aided Non Teaching | | | | |
| | | | | | | AP31.202.008 | [3767] Temporary Non Teaching Staff | 70,000 | 70,000 | 70,000 | 70,000 |
| | | | | | | | AP31.202 TOTAL | 70,000 | 70,000 | 70,000 | 70,000 |
| | | | | | | AP31.204 | Unaided Salaries (Teaching Staff) | | | | |
| | | | | | | AP31.204.006 | [3785] Visiting Faculty Teaching | 4,00,000 | 4,00,000 | 1,67,500 | 4,00,000 |
| | | | | | | | AP31.204 TOTAL | 4,00,000 | 4,00,000 | 1,67,500 | 4,00,000 |
| | | | | | | | AP31 TOTAL | 4,70,000 | 4,70,000 | 2,37,500 | 4,70,000 |
| | | | | | | | Sector A TOTAL | 9,40,500 | 9,55,500 | 5,57,800 | 8,46,000 |
| Sector C | Earmarked And Special Funds Budget | | | | | Sector C | Earmarked And Special Funds Budget | | | | |
| CR05 | Salary Fund | | | | | CP05 | Salary Fund | | | | |
| CR05.201 | [1735] Contribution From Revenue Budget | | 1,00,000 | | | CP05.201 | [5035] Investment In Fixed Deposit | | 1,00,000 | | |
| | CR05 TOTAL | | 1,00,000 | | | | CP05 TOTAL | | 1,00,000 | | |
| | Sector C TOTAL | | 1,00,000 | | | | Sector C TOTAL | | 1,00,000 | | |

| | | | | | | | | | |
|------------------|-----------|-----------|-----------|-----------|------------------|----------|-----------|----------|----------|
| 0016 Aided Total | 15,79,260 | 14,03,800 | 15,86,200 | 13,03,800 | 0016 Aided Total | 9,40,500 | 10,55,500 | 5,57,800 | 8,46,000 |
|------------------|-----------|-----------|-----------|-----------|------------------|----------|-----------|----------|----------|



0393 - Department Of Psychology (English), Pune (Unaided)

(Old Unaided Code : 2510)

| RECEIPTS | | | | | | EXPENDITURE | | | | | |
|--------------|---|---|------------------------------------|---|------------------------------------|--------------|---|---|------------------------------------|---|------------------------------------|
| ALIAS | PARTICULARS | Unaudited Figures For Year 2016 - 2017 | Budget Estimates 2017 - 2018 | Revised Budget Estimates 2017 - 2018 | Budget Estimates 2018 - 2019 | ALIAS | PARTICULARS | Unaudited Figures For Year 2016 - 2017 | Budget Estimates 2017 - 2018 | Revised Budget Estimates 2017 - 2018 | Budget Estimates 2018 - 2019 |
| Sector A | Capital And Revenue Receipt / Expenditure Budget | | | | | Sector A | Capital And Revenue Receipt / Expenditure Budget | | | | |
| AR10 | Other Development Receipts | | | | | AP10 | Other Development Expenditure | | | | |
| AR10.101 | Development Fees | | | | | AP10.101 | Development Exp. | | | | |
| AR10.101.001 | [0111] Development Fees From Student - Institute Share | | | | | AP10.101.001 | [3215] New Harbal Garden | | | | |
| | [0112] Development Fees From Student- University Share | | | | | | | | | | |
| | [0113] Development Fee | | | | | | | | | | |
| | AR10.101 TOTAL | | | | | | AP10.101 TOTAL | | | | |
| AR10.102 | Available Unspent Balance Uptill Previous Year | | | | | | | | | | |
| AR10.102.001 | [0120] Available Unspent Balance | | | | | | | | | | |
| | AR10.102 TOTAL | | | | | | AP10 TOTAL | | | | |
| | AR10 TOTAL | | | | | | | | | | |
| AR21 | Fees From Students & Colleges | | | | | AP21 | Academic & Activity Expenses | | | | |
| AR21.201 | Academic Receipts - University | | | | | AP21.201 | Academic Expenses | | | | |
| AR21.201.010 | [0202] Disaster Management Fee - Net | | | | | AP21.201.011 | [3335] Prospectus Expenses | | | | |
| | [6376] Calender Fees -Gross | | | | | AP21.201.016 | [3340] Identity Card Expenses | | | | |
| | [6377] Less 100% Transfer To University | | | | | | | | | | |
| | AR21.201 TOTAL | | | | | | AP21.201 TOTAL | | | | |
| AR21.202 | Academic Receipts -Institution | | | | | AP21.202 | Activity Expenses | | | | |
| AR21.202.001 | [0220] Admission Fee | 3,500 | | | | AP21.202.001 | [3355] Gymkhana Expenses | | | | |
| AR21.202.002 | [0221] Tution Fee | | | | | AP21.202.009 | [3363] Psychology Lab Expenses | | | | |
| AR21.202.003 | [0222] Computer Training Fee | | | | | AP21.202.011 | [3365] Educational Tour Expenses | | | | |
| AR21.202.004 | [0223] Identity Card Fee | | | | | AP21.202.012 | [3366] Field Visit Expenses | | | | |
| | [0224] Diary Fee - Gross | | | | | AP21.202.020 | [3374] Internship Expenses | | | | |
| | [0225] Diary Fee - Less : 100% Transfer To University | | | | | AP21.202.033 | [3387] Entertainment Expenses | | | | |
| AR21.202.005 | [0226] Diary Fee - Net | | | | | AP21.202.034 | [3388] Awards & Prizes | | | | |
| | [0227] E-Suvidha Fee - Gross | | | | | | | | | | |
| | [0228] E-Suvidha - Less : 100% Transfer To University | | | | | | | | | | |
| AR21.202.006 | [0229] E-Suvidha - Net | | | | | | | | | | |
| | [0230] Students Welfare Fee - Gross | | | | | | | | | | |
| | [0231] Students Welfare Fee -Less : Transfer To University | | | | | | | | | | |

| RECEIPTS | | | | | | EXPENDITURE | | | | | |
|--------------|--|--|------------------------------|--------------------------------------|------------------------------|-------------|-------------|--|------------------------------|--------------------------------------|------------------------------|
| ALIAS | PARTICULARS | Unaudited Figures For Year 2016 - 2017 | Budget Estimates 2017 - 2018 | Revised Budget Estimates 2017 - 2018 | Budget Estimates 2018 - 2019 | ALIAS | PARTICULARS | Unaudited Figures For Year 2016 - 2017 | Budget Estimates 2017 - 2018 | Revised Budget Estimates 2017 - 2018 | Budget Estimates 2018 - 2019 |
| AR21.202.007 | [0232] Students Welfare Fee - Net | | | | | | | | | | |
| | [0233] Medical Fee - Gross | | | | | | | | | | |
| | [0234] Medical Fee-Less : Transfer To University | | | | | | | | | | |
| AR21.202.008 | [0235] Medical Fee - Net | | | | | | | | | | |
| | [0236] Sports Fee - Gross | | | | | | | | | | |
| | [0237] Sports Fee -Less : Transfer To University | | | | | | | | | | |
| AR21.202.009 | [0238] Sports Fee - Net | | | | | | | | | | |
| | [0239] Disaster Management Fee - Gross | | | | | | | | | | |
| | [0240] Disaster Management Fee -Less : 100% Transfer To University | | | | | | | | | | |
| | [0242] Ashwamedh/ Avishkar/ Indradhanushya Fee - Gross | | | | | | | | | | |
| | [0243] Ashwamedh/ Avishkar/ Indradhanushya Fee -Less : 100% Transfer To University | | | | | | | | | | |
| AR21.202.011 | [0244] Ashwamedh/ Avishkar/ Indradhanushya Fee - Net | | | | | | | | | | |
| | [0245] Eligibility Fee -Gross | | | | | | | | | | |
| | [0246] Eligibility Fee -Less : 100% Transfer To University | | | | | | | | | | |
| AR21.202.012 | [0247] Eligibility Fee -Net | | | | | | | | | | |
| | [0248] Enrolment Fee - Gross | | | | | | | | | | |
| | [0249] Enrolment Fee - Less : 100% Transfer To University | | | | | | | | | | |
| AR21.202.013 | [0250] Enrolment Fee - Net | | | | | | | | | | |
| | [0251] Examinations - Gross | 1,600 | | | | | | | | | |
| | [0252] Examinations -Less :Transfer To University | 16,300 | | | | | | | | | |
| AR21.202.014 | [0253] Examinations Fee- Net | 3,200 | | | | | | | | | |
| | [0254] Practical Examination Fees - Gross | 350 | | | | | | | | | |
| | [6300] Practical Examinations Fee-Less : Transfer To University | 350 | | | | | | | | | |
| | [6304] Convocation Fee - Gross | 4,500 | | | | | | | | | |
| | [6305] Convocation Fee -Less : 100% Transfer To University | 4,050 | | | | | | | | | |
| AR21.202.017 | [6306] Convocation Fee - Net | | | | | | | | | | |
| | [6307] Library Fee - Gross | | | | | | | | | | |
| | [6308] Library Fee -Less : 100% Transfer To University Library | | | | | | | | | | |
| AR21.202.018 | [6309] Library Fee - Net | | | | | | | | | | |
| | [6318] Passing Certificate Fee - Gross | 1,500 | | | | | | | | | |



| RECEIPTS | | | | | | EXPENDITURE | | | | | |
|--------------|--|--|------------------------------|--------------------------------------|------------------------------|--------------|--|--|------------------------------|--------------------------------------|------------------------------|
| ALIAS | PARTICULARS | Unaudited Figures For Year 2016 - 2017 | Budget Estimates 2017 - 2018 | Revised Budget Estimates 2017 - 2018 | Budget Estimates 2018 - 2019 | ALIAS | PARTICULARS | Unaudited Figures For Year 2016 - 2017 | Budget Estimates 2017 - 2018 | Revised Budget Estimates 2017 - 2018 | Budget Estimates 2018 - 2019 |
| AR21.202.023 | [6319] Passing Certificate Fee -Less : 100% Transfer To University | 1,500 | | | | | | | | | |
| | [6320] Passing Certificate Fee | | | | | | | | | | |
| | [6321] Dissertation Fee - Gross | 250 | | | | | | | | | |
| | AR21.202 TOTAL | 6,700 | | | | | AP21.202 TOTAL | | | | |
| AR21.203 | Activity Fees | | | | | AP21.203 | Examination Expenses | | | | |
| AR21.203.001 | [0260] Gymkhana Fee | | | | | AP21.203.001 | [3470] Printing | | | | |
| AR21.203.002 | [0261] Laboratory Fee | 1,500 | | | | AP21.203.002 | [3471] Stationery | | | | |
| AR21.203.004 | [0263] Internship Fee | 500 | | | | AP21.203.004 | [3473] Printing Of Question Papers | | | | |
| AR21.203.075 | [0334] T.C. Fees | 1,650 | | | | AP21.203.006 | [3475] Examination Remuneration | | | | |
| | | | | | | AP21.203.010 | [3479] Post & Courier Charges | 90 | | | |
| | | | | | | AP21.203.013 | [3482] Paper Setting | | | | |
| | | | | | | AP21.203.015 | [3484] Practical Examination | | | | |
| | | | | | | AP21.203.018 | [3487] Other Contingent Expenses | | | | |
| | AR21.203 TOTAL | 3,650 | | | | | AP21.203 TOTAL | 90 | | | |
| AR21.207 | Other Fee | | | | | | | | | | |
| AR21.207.002 | [0412] Fine/ Miscellaneous Fee | | | | | | | | | | |
| AR21.207.007 | [0417] Project Fee | | | | | | | | | | |
| AR21.207.009 | [0419] Transcript Charge (Income) | 2,250 | | | | | | | | | |
| | AR21.207 TOTAL | 2,250 | | | | | | | | | |
| | | | | | | AP21.209 | Students' Welfare , Sports & Cultural Activities Expenses | | | | |
| | | | | | | AP21.209.001 | [3550] Annual Social /Cultural | | | | |
| | | | | | | AP21.209.002 | [3551] Function & Festival | | | | |
| | | | | | | AP21.209.007 | [3556] Co-Curriculum Activity Expenses | | | | |
| | | | | | | AP21.209.013 | [3562] Workshops & Seminars Expenses | | | | |
| | | | | | | AP21.209.014 | [3563] Prize Distribution Function Expenses | 500 | | | |
| | | | | | | | AP21.209 TOTAL | 500 | | | |
| | AR21 TOTAL | 12,600 | | | | | AP21 TOTAL | 590 | | | |
| | | | | | | AP22 | Administrative & General Expenses | | | | |
| | | | | | | AP22.201 | Administrative Expenses | | | | |
| | | | | | | AP22.201.001 | [3601] Advertisement And Publicity | | | | |
| | | | | | | AP22.201.002 | [3602] Printing | | | | |
| | | | | | | AP22.201.003 | [3603] Stationery | | | | |
| | | | | | | AP22.201.005 | [3605] Xeroxing Charges | 375 | | | |
| | | | | | | AP22.201.006 | [3606] Electricity And Power | | | | |
| | | | | | | AP22.201.007 | [3607] Telephone And Internet Charges | 200 | | | |
| | | | | | | AP22.201.008 | [3608] Postage , Telegram & Courier Charges | 700 | | | |

| RECEIPTS | | | | | EXPENDITURE | | | | | | |
|----------|-------------|---|------------------------------------|---|------------------------------------|--------------|--|---|------------------------------------|---|------------------------------------|
| ALIAS | PARTICULARS | Unaudited Figures For Year 2016 - 2017 | Budget Estimates 2017 - 2018 | Revised Budget Estimates 2017 - 2018 | Budget Estimates 2018 - 2019 | ALIAS | PARTICULARS | Unaudited Figures For Year 2016 - 2017 | Budget Estimates 2017 - 2018 | Revised Budget Estimates 2017 - 2018 | Budget Estimates 2018 - 2019 |
| | | | | | | AP22.201.010 | [3610] Professional Charges | | | | |
| | | | | | | AP22.201.011 | [3611] Meeting Expenses | | | | |
| | | | | | | AP22.201.013 | [3613] Contingency Expenses | | | | |
| | | | | | | AP22.201.014 | [3614] News Paper, Periodicals (Magaziens & Journals) | | | | |
| | | | | | | AP22.201.016 | [3616] Sanitary Materials | | | | |
| | | | | | | AP22.201.017 | [3617] Garden Expenditure | | | | |
| | | | | | | AP22.201.022 | [3622] Bank Charges | | | | |
| | | | | | | AP22.201.023 | [3623] Miscellaneous Expenses | | | | |
| | | | | | | AP22.201.024 | [3624] Statutory Audit Charges | | | | |
| | | | | | | AP22.201.025 | [3625] Internal Audit Charges | | | | |
| | | | | | | AP22.201.028 | [3628] Outsourcing Account Work | | | | |
| | | | | | | | AP22.201 TOTAL | 1,275 | | | |
| | | | | | | AP22.202 | Travelling And Transportation Expenses | | | | |
| | | | | | | AP22.202.001 | [3645] Ta/Da Expenses Staff | | | | |
| | | | | | | AP22.202.002 | [3646] Ta/Da Expenses Meeting | | | | |
| | | | | | | AP22.202.003 | [3647] Vehicle Hire Charges | | | | |
| | | | | | | | AP22.202 TOTAL | | | | |
| | | | | | | AP22.204 | Outsource Services | | | | |
| | | | | | | AP22.204.001 | [3665] House Keeping Services | | | | |
| | | | | | | AP22.204.004 | [3668] Water | | | | |
| | | | | | | | AP22.204 TOTAL | | | | |
| | | | | | | AP22.205 | Repairs And Maintenance | | | | |
| | | | | | | AP22.205.001 | [3675] Maintenance Of Office Equipments | 350 | | | |
| | | | | | | AP22.205.002 | [3676] Maintenance Of Furniture & Fixture | | | | |
| | | | | | | AP22.205.004 | [3678] Maintenance Of Hardwares | | | | |
| | | | | | | AP22.205.010 | [3684] Antivirus Software | | | | |
| | | | | | | AP22.205.011 | [3685] Cleaning Material & Services | | | | |
| | | | | | | AP22.205.012 | [3686] Maintenance Of Building | | | | |
| | | | | | | | AP22.205 TOTAL | 350 | | | |
| | | | | | | AP22.206 | Other Expenses | | | | |
| | | | | | | AP22.206.004 | [3713] Hospitality & Sumptuary Expenses | 1,325 | | | |
| | | | | | | AP22.206.008 | [3717] Any Other Contingent Expenses | | | | |
| | | | | | | | AP22.206 TOTAL | 1,325 | | | |
| | | | | | | | AP22 TOTAL | 2,950 | | | |
| | | | | | | AP31 | Staff Payments & Benefits | | | | |
| | | | | | | AP31.204 | Unaided Salaries (Teaching Staff) | | | | |
| | | | | | | AP31.204.001 | [3780] Pay & Allowances | | | | |

| RECEIPTS | | | | | | EXPENDITURE | | | | | |
|--------------|---|--|------------------------------|--------------------------------------|------------------------------|--------------|--|--|------------------------------|--------------------------------------|------------------------------|
| ALIAS | PARTICULARS | Unaudited Figures For Year 2016 - 2017 | Budget Estimates 2017 - 2018 | Revised Budget Estimates 2017 - 2018 | Budget Estimates 2018 - 2019 | ALIAS | PARTICULARS | Unaudited Figures For Year 2016 - 2017 | Budget Estimates 2017 - 2018 | Revised Budget Estimates 2017 - 2018 | Budget Estimates 2018 - 2019 |
| | | | | | | AP31.204.002 | [3781] Clock Hour Basis / Consolidated | 5,400 | | | |
| | | | | | | | AP31.204 TOTAL | 5,400 | | | |
| | | | | | | AP31.205 | Un Aided Non Teaching | | | | |
| | | | | | | AP31.205.001 | [3793] Pay & Allowances | | | | |
| | | | | | | AP31.205.008 | [3807] Temp. Non Teaching Staff | 38,000 | | | |
| | | | | | | | AP31.205 TOTAL | 38,000 | | | |
| | | | | | | | AP31 TOTAL | 43,400 | | | |
| AR32 | Other Income | | | | | | | | | | |
| AR32.202 | Interest On Saving Accounts | | | | | | | | | | |
| AR32.202.001 | [0520] Interest On Saving Bank Account | 32,730 | | | | | | | | | |
| | AR32.202 TOTAL | 32,730 | | | | | | | | | |
| | AR32 TOTAL | 32,730 | | | | | | | | | |
| AR33 | Income From Investments | | | | | | | | | | |
| AR33.202 | Investment From University Fund | | | | | | | | | | |
| AR33.202.007 | [0627] Interest On Term Deposits With Bank | 26,600 | | | | | | | | | |
| | AR33.202 TOTAL | 26,600 | | | | | | | | | |
| | AR33 TOTAL | 26,600 | | | | | | | | | |
| AR34 | Sale Of Publications | | | | | | | | | | |
| AR34.203 | Sale Of Prospectus & Admission Forms | | | | | | | | | | |
| AR34.203.001 | [0645] Sale Of Prospectus & Admission Forms | | | | | | | | | | |
| | AR34.203 TOTAL | | | | | | | | | | |
| | AR34 TOTAL | | | | | | | | | | |
| | Sector A TOTAL | 71,930 | | | | | Sector A TOTAL | 46,940 | | | |
| Sector D | Deposits And Advances Budget | | | | | Sector D | Deposits And Advances Budget | | | | |
| DR01 | Students Related Deposits | | | | | DP01 | Students Related Deposits | | | | |
| DR01.301 | Library Deposit | | | | | DP01.301 | Library Deposit | | | | |
| DR01.301.001 | [2105] Receipts Of Deposit | | | | | DP01.301.002 | [5292] Transfer To Library | | | | |
| | DR01.301 TOTAL | | | | | | DP01.301 TOTAL | | | | |
| DR01.302 | Laboratory Deposit | | | | | DP01.302 | Laboratory Deposit | | | | |
| DR01.302.001 | [2110] Receipts Of Deposit | 2,500 | | | | DP01.302.001 | [5295] Refund Of Deposit | 2,500 | | | |
| | DR01.302 TOTAL | 2,500 | | | | | DP01.302 TOTAL | 2,500 | | | |
| DR01.306 | Caution Maoney Deposit | | | | | DP01.306 | Caution Maoney Deposit | | | | |
| DR01.306.001 | [2171] Caution Money Deposit(refund) | 100 | | | | DP01.306.001 | [5320] Refund Of Deposit | 100 | | | |
| | DR01.306 TOTAL | 100 | | | | | DP01.306 TOTAL | 100 | | | |

| RECEIPTS | | | | | | EXPENDITURE | | | | | |
|--------------|-----------------------------------|---|------------------------------------|---|------------------------------------|-------------|-------------------------|---|------------------------------------|---|------------------------------------|
| ALIAS | PARTICULARS | Unaudited Figures For Year 2016 - 2017 | Budget Estimates 2017 - 2018 | Revised Budget Estimates 2017 - 2018 | Budget Estimates 2018 - 2019 | ALIAS | PARTICULARS | Unaudited Figures For Year 2016 - 2017 | Budget Estimates 2017 - 2018 | Revised Budget Estimates 2017 - 2018 | Budget Estimates 2018 - 2019 |
| | DR01 TOTAL | 2,600 | | | | | DP01 TOTAL | 2,600 | | | |
| DR08 | Other Advances & Loans | | | | | | | | | | |
| DR08.304 | Others | | | | | | | | | | |
| DR08.304.007 | [2286] College Library Fee | | | | | | | | | | |
| | DR08.304 TOTAL | | | | | | | | | | |
| | DR08 TOTAL | | | | | | | | | | |
| | Sector D TOTAL | 2,600 | | | | | Sector D TOTAL | 2,600 | | | |
| | 0393 Aided Total | 74,530 | | | | | 0393 Aided Total | 49,540 | | | |



0430 - Department of Food Science and Nutrition,(MSC ,NFP) Pune (Unaided)

(Old Unaided Code : 2547)

| RECEIPTS | | | | | | EXPENDITURE | | | | | |
|--------------|---|---|------------------------------------|---|------------------------------------|--------------|---|---|------------------------------------|---|------------------------------------|
| ALIAS | PARTICULARS | Unaudited Figures For Year 2016 - 2017 | Budget Estimates 2017 - 2018 | Revised Budget Estimates 2017 - 2018 | Budget Estimates 2018 - 2019 | ALIAS | PARTICULARS | Unaudited Figures For Year 2016 - 2017 | Budget Estimates 2017 - 2018 | Revised Budget Estimates 2017 - 2018 | Budget Estimates 2018 - 2019 |
| Sector A | Capital And Revenue Receipt / Expenditure Budget | | | | | Sector A | Capital And Revenue Receipt / Expenditure Budget | | | | |
| | | | | | | AP03 | Furniture & Fixtures | | | | |
| | | | | | | AP03.101 | Purchase Of Furniture & Fixtures | | | | |
| | | | | | | AP03.101.001 | [3065] Purchase Of Furniture | 1,00,000 | | 53,000 | 50,000 |
| | | | | | | AP03.101.003 | [3057] Purchase Of Tables | | | | |
| | | | | | | | AP03.101 TOTAL | 1,00,000 | | 53,000 | 50,000 |
| | | | | | | AP03.102 | Major Repairs To Furniture & Fixtures | | | | |
| | | | | | | AP03.102.001 | [3075] Major Repairs To Furnitures & Fixtures | | | | 1,00,000 |
| | | | | | | | AP03.102 TOTAL | | | | 1,00,000 |
| | | | | | | | AP03 TOTAL | 1,00,000 | | 53,000 | 1,50,000 |
| | | | | | | AP04 | Equipments | | | | |
| | | | | | | AP04.101 | Purchase Of Equipments | | | | |
| | | | | | | AP04.101.003 | [3087] Purchase Of Equipment | | | 1,00,000 | 4,50,000 |
| | | | | | | | AP04.101 TOTAL | | | 1,00,000 | 4,50,000 |
| | | | | | | | AP04 TOTAL | | | 1,00,000 | 4,50,000 |
| | | | | | | AP08 | Software & Development | | | | |
| | | | | | | AP08.101 | Purchase Of Software | | | | |
| | | | | | | AP08.101.005 | [3174] Purchase Of Software | 25,000 | | | 25,000 |
| | | | | | | | AP08.101 TOTAL | 25,000 | | | 25,000 |
| | | | | | | | AP08 TOTAL | 25,000 | | | 25,000 |
| AR10 | Other Development Receipts | | | | | | | | | | |
| AR10.101 | Development Fees | | | | | | | | | | |
| AR10.101.001 | [0111] Development Fees From Student - Institute Share | 2,500 | 10,000 | 9,000 | 10,750 | | | | | | |
| | [0112] Development Fees From Student- University Share | 2,500 | | 9,000 | 10,750 | | | | | | |
| | [0113] Development Fee | 5,000 | | 18,000 | 21,500 | | | | | | |
| | AR10.101 TOTAL | 2,500 | 10,000 | 9,000 | 10,750 | | | | | | |
| | AR10 TOTAL | 2,500 | 10,000 | 9,000 | 10,750 | | | | | | |
| AR21 | Fees From Students & Colleges | | | | | AP21 | Academic & Activity Expenses | | | | |
| AR21.201 | Academic Receipts - University | | | | | | | | | | |
| AR21.201.029 | [0212] Calandar Fee Net | | | | | | | | | | |
| | [6376] Calander Fees -Gross | 300 | | | | | | | | | |

| RECEIPTS | | | | | | EXPENDITURE | | | | | |
|-----------------|--|--|------------------------------|--------------------------------------|------------------------------|-----------------|---|--|------------------------------|--------------------------------------|------------------------------|
| ALIAS | PARTICULARS | Unaudited Figures For Year 2016 - 2017 | Budget Estimates 2017 - 2018 | Revised Budget Estimates 2017 - 2018 | Budget Estimates 2018 - 2019 | ALIAS | PARTICULARS | Unaudited Figures For Year 2016 - 2017 | Budget Estimates 2017 - 2018 | Revised Budget Estimates 2017 - 2018 | Budget Estimates 2018 - 2019 |
| | [6377] Less 100% Transfer To University | 300 | | | | | | | | | |
| | AR21.201 TOTAL | | | | | | | | | | |
| AR21.202 | Academic Receipts -Institution | | | | | AP21.202 | Activity Expenses | | | | |
| AR21.202.001 | [0220] Admission Fee | 5,300 | 10,600 | 19,100 | 22,800 | AP21.202.029 | [3383] Material For Daily Practices Expenses | 8,900 | 30,000 | 30,000 | 75,000 |
| AR21.202.002 | [0221] Tuition Fee | 3,50,000 | 7,00,000 | 12,18,000 | 15,05,000 | AP21.202.074 | [3427] Foods & Chemicals | | 15,000 | 13,000 | 50,000 |
| AR21.202.004 | [0223] Identity Card Fee | 350 | 700 | 1,260 | 1,600 | AP21.202.108 | [3461] Flex Board, Printing & Stationery, Avhan Booklet Bags (Avhan-2015) | 800 | 1,000 | | 1,000 |
| | [0224] Diary Fee - Gross | 500 | | | | | | | | | |
| | [0225] Diary Fee - Less : 100% Transfer To University | 50 | | | | | | | | | |
| AR21.202.005 | [0226] Diary Fee - Net | | | | | | | | | | |
| | [0227] E-Suvidha Fee - Gross | 500 | 1,000 | 1,800 | 2,200 | | | | | | |
| | [0228] E-Suvidha - Less : 100% Transfer To University | 500 | 1,000 | 1,800 | 2,200 | | | | | | |
| AR21.202.006 | [0229] E-Suvidha - Net | | | | | | | | | | |
| | [0230] Students Welfare Fee - Gross | 750 | 1,500 | 2,700 | 3,300 | | | | | | |
| | [0231] Students Welfare Fee -Less : Transfer To University | 750 | 1,500 | 2,700 | 3,300 | | | | | | |
| AR21.202.007 | [0232] Students Welfare Fee - Net | | | | | | | | | | |
| | [0233] Medical Fee - Gross | 350 | 700 | 1,260 | 1,600 | | | | | | |
| | [0234] Medical Fee-Less : Transfer To University | 350 | | 1,260 | 1,600 | | | | | | |
| AR21.202.008 | [0235] Medical Fee - Net | | | | | | | | | | |
| | [0236] Sports Fee - Gross | 1,000 | 2,000 | 3,600 | 4,300 | | | | | | |
| | [0237] Sports Fee -Less : Transfer To University | 1,000 | 2,000 | 3,600 | 4,300 | | | | | | |
| AR21.202.009 | [0238] Sports Fee - Net | | | | | | | | | | |
| | [0239] Disaster Management Fee - Gross | 100 | 200 | 360 | 500 | | | | | | |
| | [0240] Disaster Management Fee -Less : 100% Transfer To University | 100 | 200 | 360 | 500 | | | | | | |
| AR21.202.010 | [0241] Disaster Management Fee - Net | | | | | | | | | | |
| | [0242] Ashwamedh/ Avishkar/ Indradhanushya Fee - Gross | 300 | 600 | 1,080 | 1,300 | | | | | | |
| | [0243] Ashwamedh/ Avishkar/ Indradhanushya Fee -Less : 100% Transfer To University | 300 | 600 | 1,080 | 1,300 | | | | | | |
| AR21.202.011 | [0244] Ashwamedh/ Avishkar/ Indradhanushya Fee - Net | | | | | | | | | | |
| | [0245] Eligibility Fee -Gross | 2,500 | 5,000 | 6,750 | 5,000 | | | | | | |
| | [0246] Eligibility Fee -Less : 100% Transfer To University | 2,500 | 5,000 | 6,750 | 5,000 | | | | | | |
| AR21.202.012 | [0247] Eligibility Fee -Net | | | | | | | | | | |

| RECEIPTS | | | | | | EXPENDITURE | | | | | |
|--------------|---|--|------------------------------|--------------------------------------|------------------------------|--------------|--|--|------------------------------|--------------------------------------|------------------------------|
| ALIAS | PARTICULARS | Unaudited Figures For Year 2016 - 2017 | Budget Estimates 2017 - 2018 | Revised Budget Estimates 2017 - 2018 | Budget Estimates 2018 - 2019 | ALIAS | PARTICULARS | Unaudited Figures For Year 2016 - 2017 | Budget Estimates 2017 - 2018 | Revised Budget Estimates 2017 - 2018 | Budget Estimates 2018 - 2019 |
| AR21.202.013 | [0248] Enrolment Fee - Gross | 2,500 | 5,000 | 6,750 | 5,000 | | | | | | |
| | [0249] Enrolment Fee - Less : 100% Transfer To University | 2,500 | 5,000 | 6,750 | 5,000 | | | | | | |
| | [0250] Enrolment Fee - Net | | | | | | | | | | |
| AR21.202.014 | [0251] Examinations - Gross | 16,000 | 32,000 | 57,600 | 68,800 | | | | | | |
| | [0252] Examinations -Less :Transfer To University | 16,000 | 32,000 | 53,600 | 68,800 | | | | | | |
| | [0253] Examinations Fee- Net | | | | | | | | | | |
| AR21.202.015 | [0254] Practical Examination Fees - Gross | 7,000 | 14,000 | 25,200 | 30,100 | | | | | | |
| | [6300] Practical Examinations Fee-Less : Transfer To University | 7,000 | | 25,200 | 30,100 | | | | | | |
| | [6301] Practical Examinations Fee - Net | | | | | | | | | | |
| AR21.202.017 | [6304] Convocation Fee - Gross | 1,000 | 9,000 | 4,050 | 10,400 | | | | | | |
| | [6305] Convocation Fee -Less : 100% Transfer To University | 1,000 | | 4,050 | 10,400 | | | | | | |
| | [6306] Convocation Fee - Net | | | | | | | | | | |
| AR21.202.018 | [6307] Library Fee - Gross | 10,000 | 20,000 | 36,000 | 43,000 | | | | | | |
| | [6308] Library Fee -Less : 100% Transfer To University Library | 10,000 | 20,000 | 36,000 | 43,000 | | | | | | |
| | [6309] Library Fee - Net | | | | | | | | | | |
| AR21.202.019 | [6312] College Library Fee - - Net | | 30,000 | | | | | | | | |
| AR21.202.026 | [6327] Association Fee - Gross | 500 | 1,000 | 1,800 | 2,200 | | | | | | |
| | [6328] Association Fee -Less : 100% Transfer To Univ | 500 | 1,000 | 1,800 | 2,200 | | | | | | |
| | [6329] Association Fee - Net | | | | | | | | | | |
| | AR21.202 TOTAL | 3,55,650 | 7,41,300 | 12,38,360 | 15,29,400 | | AP21.202 TOTAL | 9,700 | 46,000 | 43,000 | 1,26,000 |
| AR21.203 | Activity Fees | | | | | AR21.203 | Examination Expenses | | | | |
| AR21.203.001 | [0260] Gymkhana Fee | 5,000 | 10,000 | 18,000 | 21,500 | AR21.203.009 | [3478] Dissertation Expenses | | 25,000 | 25,000 | 50,000 |
| AR21.203.002 | [0261] Laboratory Fee | 1,20,000 | 2,40,000 | 4,32,000 | 5,16,000 | AR21.203.023 | [3492] Examination Expenses | 11,000 | 30,000 | 24,700 | 90,000 |
| AR21.203.056 | [0315] Computer Fees | 10,000 | 20,000 | 36,000 | 43,000 | | | | | | |
| AR21.203.059 | [0318] Miscellaneous For Gymkhana | 1,500 | 3,000 | 5,400 | 6,500 | | | | | | |
| AR21.203.096 | [0355] Insurance Fees | 220 | 440 | 792 | 1,000 | | | | | | |
| | AR21.203 TOTAL | 1,36,720 | 2,73,440 | 4,92,192 | 5,88,000 | | AP21.203 TOTAL | 11,000 | 55,000 | 49,700 | 1,40,000 |
| AR21.207 | Other Fee | | | | | AR21.207 | Materials, Consumables, Stores & Chemicals | | | | |
| AR21.207.004 | [0414] Co Curricular Fee | 5,000 | 10,000 | 18,000 | 21,500 | AR21.207.003 | [3532] Chemical & Glassware Expenses | 6,400 | 25,000 | 25,000 | 75,000 |
| AR21.207.006 | [0416] Annual Field Work/ Educational/ Industrial Visit Fee | 5,000 | 10,000 | 18,000 | 21,500 | | | | | | |
| AR21.207.007 | [0417] Project Fee | | | 4,500 | 11,500 | | | | | | |
| | AR21.207 TOTAL | 10,000 | 20,000 | 40,500 | 54,500 | | AP21.207 TOTAL | 6,400 | 25,000 | 25,000 | 75,000 |
| | | | | | | AR21.209 | Students' Welfare , Sports & Cultural Activities Expenses | | | | |

| RECEIPTS | | | | | | EXPENDITURE | | | | | |
|--------------|----------------------------------|---|------------------------------------|---|------------------------------------|--------------|--|---|------------------------------------|---|------------------------------------|
| ALIAS | PARTICULARS | Unaudited Figures For Year 2016 - 2017 | Budget Estimates 2017 - 2018 | Revised Budget Estimates 2017 - 2018 | Budget Estimates 2018 - 2019 | ALIAS | PARTICULARS | Unaudited Figures For Year 2016 - 2017 | Budget Estimates 2017 - 2018 | Revised Budget Estimates 2017 - 2018 | Budget Estimates 2018 - 2019 |
| AR21.210 | Ph. D. Fee | | | | | AP21.209.013 | [3562] Workshops & Seminars Expenses | 300 | 30,000 | 5,000 | 25,000 |
| AR21.210.008 | [0473] Caution Money Deposit | 1,000 | 2,000 | | | | AP21.209 TOTAL | 300 | 30,000 | 5,000 | 25,000 |
| | [6356] Library Deposit - Gross | 15,000 | | | | | | | | | |
| | [6361] Laboratory Deposit -Gross | 5,000 | 10,000 | | | | | | | | |
| | AR21.210 TOTAL | 1,000 | 2,000 | | | | | | | | |
| | AR21 TOTAL | 5,03,370 | 10,36,740 | 17,71,052 | 21,71,900 | | AP21 TOTAL | 27,400 | 1,56,000 | 1,22,700 | 3,66,000 |
| | | | | | | AP22 | Administrative & General Expenses | | | | |
| | | | | | | AP22.201 | Administrative Expenses | | | | |
| | | | | | | AP22.201.001 | [3601] Advertisement And Publicity | | 20,000 | | 20,000 |
| | | | | | | AP22.201.002 | [3602] Printing | 800 | 5,000 | 5,000 | 10,000 |
| | | | | | | AP22.201.003 | [3603] Stationery | 3,700 | 10,000 | 9,200 | 12,000 |
| | | | | | | AP22.201.005 | [3605] Xeroxing Charges | 3,000 | 15,000 | 13,000 | 10,000 |
| | | | | | | AP22.201.007 | [3607] Telephone And Internet Charges | 5,300 | 15,000 | 14,000 | 20,000 |
| | | | | | | AP22.201.008 | [3608] Postage , Telegram & Courier Charges | 1,000 | 5,000 | 5,000 | 10,000 |
| | | | | | | AP22.201.014 | [3614] News Paper, Periodicals (Magaziens & Journals) | | 30,000 | | 30,000 |
| | | | | | | AP22.201.023 | [3623] Miscellaneous Expenses | 3,900 | 3,000 | 3,000 | 10,000 |
| | | | | | | AP22.201.024 | [3624] Statutory Audit Charges | | 5,000 | 5,000 | 5,000 |
| | | | | | | AP22.201.025 | [3625] Internal Audit Charges | | 5,000 | 5,000 | 5,000 |
| | | | | | | AP22.201.028 | [3628] Outsourcing Account Work | | 5,000 | 5,000 | 5,000 |
| | | | | | | | AP22.201 TOTAL | 17,700 | 1,18,000 | 64,200 | 1,37,000 |
| | | | | | | AP22.202 | Travelling And Transportation Expenses | | | | |
| | | | | | | AP22.202.001 | [3645] Ta/Da Expenses Staff | 1,700 | 10,000 | 10,000 | 15,000 |
| | | | | | | | AP22.202 TOTAL | 1,700 | 10,000 | 10,000 | 15,000 |
| | | | | | | AP22.203 | Insurance & Taxes | | | | |
| | | | | | | AP22.203.003 | [3657] Property Tax | | | | |
| | | | | | | | AP22.203 TOTAL | | | | |
| | | | | | | AP22.205 | Repairs And Maintenance | | | | |
| | | | | | | AP22.205.001 | [3675] Maintenance Of Office Equipments | 6,200 | 10,000 | 46,300 | 25,000 |
| | | | | | | AP22.205.002 | [3676] Maintenance Of Furniture & Fixture | | 10,000 | 2,000 | 10,000 |
| | | | | | | AP22.205.010 | [3684] Antivirus Software | 600 | 1,500 | 1,500 | 2,000 |
| | | | | | | AP22.205.012 | [3686] Maintenance Of Building | | | 37,400 | 35,000 |
| | | | | | | | AP22.205 TOTAL | 6,800 | 21,500 | 87,200 | 72,000 |
| | | | | | | | AP22 TOTAL | 26,200 | 1,49,500 | 1,61,400 | 2,24,000 |
| AR31 | Salary Grants | | | | | AP31 | Staff Payments & Benefits | | | | |

| RECEIPTS | | | | | | EXPENDITURE | | | | | |
|--------------|---|--|------------------------------|--------------------------------------|------------------------------|--------------|--|--|------------------------------|--------------------------------------|------------------------------|
| ALIAS | PARTICULARS | Unaudited Figures For Year 2016 - 2017 | Budget Estimates 2017 - 2018 | Revised Budget Estimates 2017 - 2018 | Budget Estimates 2018 - 2019 | ALIAS | PARTICULARS | Unaudited Figures For Year 2016 - 2017 | Budget Estimates 2017 - 2018 | Revised Budget Estimates 2017 - 2018 | Budget Estimates 2018 - 2019 |
| AR31.201 | State Government- Salary Grants (Non Teaching /Teaching Staff Under Sps) | | | | | | | | | | |
| AR31.201.001 | [0485] Salary Grant | | | | | | | | | | |
| | AR31.201 TOTAL | | | | | | | | | | |
| | | | | | | AP31.204 | Unaided Salaries (Teaching Staff) | | | | |
| | | | | | | AP31.204.006 | [3785] Visiting Faculty Teaching | 79,500 | 3,00,000 | 5,89,700 | 7,50,000 |
| | | | | | | | AP31.204 TOTAL | 79,500 | 3,00,000 | 5,89,700 | 7,50,000 |
| | | | | | | AP31.205 | Un Aided Non Teaching | | | | |
| | | | | | | AP31.205.008 | [3807] Temp. Non Teaching Staff | 1,12,900 | 2,46,500 | 1,48,500 | 2,00,000 |
| | | | | | | | AP31.205 TOTAL | 1,12,900 | 2,46,500 | 1,48,500 | 2,00,000 |
| | AR31 TOTAL | | | | | | AP31 TOTAL | 1,92,400 | 5,46,500 | 7,38,200 | 9,50,000 |
| AR32 | Other Income | | | | | | | | | | |
| AR32.202 | Interest On Saving Accounts | | | | | | | | | | |
| AR32.202.001 | [0520] Interest On Saving Bank Account | 24,000 | | 20,000 | 15,000 | | | | | | |
| | AR32.202 TOTAL | 24,000 | | 20,000 | 15,000 | | | | | | |
| | AR32 TOTAL | 24,000 | | 20,000 | 15,000 | | | | | | |
| | Sector A TOTAL | 5,29,870 | 10,46,740 | 18,00,052 | 21,97,650 | | Sector A TOTAL | 2,46,000 | 9,77,000 | 11,75,300 | 21,65,000 |
| Sector D | Deposits And Advances Budget | | | | | Sector D | Deposits And Advances Budget | | | | |
| DR01 | Students Related Deposits | | | | | DP01 | Students Related Deposits | | | | |
| DR01.301 | Library Deposit | | | | | DP01.301 | Library Deposit | | | | |
| DR01.301.001 | [2105] Receipts Of Deposit | 15,000 | | 37,500 | 30,000 | DP01.301.001 | [5291] Refund Of Deposit | 15,000 | | 37,500 | 30,000 |
| | DR01.301 TOTAL | 15,000 | | 37,500 | 30,000 | | DP01.301 TOTAL | 15,000 | | 37,500 | 30,000 |
| DR01.302 | Laboratory Deposit | | | | | DP01.302 | Laboratory Deposit | | | | |
| DR01.302.001 | [2110] Receipts Of Deposit | 5,000 | | 12,500 | 10,000 | DP01.302.001 | [5295] Refund Of Deposit | 5,000 | | 12,500 | 10,000 |
| | DR01.302 TOTAL | 5,000 | | 12,500 | 10,000 | | DP01.302 TOTAL | 5,000 | | 12,500 | 10,000 |
| DR01.306 | Caution Maoney Deposit | | | | | DP01.306 | Caution Maoney Deposit | | | | |
| DR01.306.001 | [2171] Caution Money Deposit(refund) | 1,000 | | 2,500 | 2,000 | DP01.306.001 | [5320] Refund Of Deposit | 1,000 | | 2,500 | 2,000 |
| | DR01.306 TOTAL | 1,000 | | 2,500 | 2,000 | | DP01.306 TOTAL | 1,000 | | 2,500 | 2,000 |
| | DR01 TOTAL | 21,000 | | 52,500 | 42,000 | | DP01 TOTAL | 21,000 | | 52,500 | 42,000 |
| | Sector D TOTAL | 21,000 | | 52,500 | 42,000 | | Sector D TOTAL | 21,000 | | 52,500 | 42,000 |
| | 0430 Aided Total | 5,50,870 | 10,46,740 | 18,52,552 | 22,39,650 | | 0430 Aided Total | 2,67,000 | 9,77,000 | 12,27,800 | 22,07,000 |

5038 - Hostel, Pune (Unaided)

(Old Unaided Code : 2123)

| RECEIPTS | | | | | | EXPENDITURE | | | | | |
|----------|---|---|------------------------------------|---|------------------------------------|--------------|---|---|------------------------------------|---|------------------------------------|
| ALIAS | PARTICULARS | Unaudited Figures For Year 2016 - 2017 | Budget Estimates 2017 - 2018 | Revised Budget Estimates 2017 - 2018 | Budget Estimates 2018 - 2019 | ALIAS | PARTICULARS | Unaudited Figures For Year 2016 - 2017 | Budget Estimates 2017 - 2018 | Revised Budget Estimates 2017 - 2018 | Budget Estimates 2018 - 2019 |
| Sector A | Capital And Revenue Receipt / Expenditure Budget | | | | | Sector A | Capital And Revenue Receipt / Expenditure Budget | | | | |
| | | | | | | AP01 | Land & Building | | | | |
| | | | | | | AP01.102 | Major Repairs & Renovation | | | | |
| | | | | | | AP01.102.005 | [3015] Major Repairs & Renovation | 10,000 | 5,00,000 | 2,00,000 | 2,00,000 |
| | | | | | | | AP01.102 TOTAL | 10,000 | 5,00,000 | 2,00,000 | 2,00,000 |
| | | | | | | AP01.103 | Building Renovation - Civil Work | | | | |
| | | | | | | AP01.103.004 | [3028] Painting Of Building & Repairs To Toilet | 2,00,000 | 3,00,000 | 2,00,000 | 3,00,000 |
| | | | | | | | AP01.103 TOTAL | 2,00,000 | 3,00,000 | 2,00,000 | 3,00,000 |
| | | | | | | | AP01 TOTAL | 2,10,000 | 8,00,000 | 4,00,000 | 5,00,000 |
| | | | | | | AP03 | Furniture & Fixtures | | | | |
| | | | | | | AP03.101 | Purchase Of Furniture & Fixtures | | | | |
| | | | | | | AP03.101.001 | [3065] Purchase Of Furniture | | 5,00,000 | 1,00,000 | 1,00,000 |
| | | | | | | | AP03.101 TOTAL | | 5,00,000 | 1,00,000 | 1,00,000 |
| | | | | | | | AP03 TOTAL | | 5,00,000 | 1,00,000 | 1,00,000 |
| | | | | | | AP04 | Equipments | | | | |
| | | | | | | AP04.101 | Purchase Of Equipments | | | | |
| | | | | | | AP04.101.003 | [3087] Purchase Of Equipment | | 5,00,000 | 1,50,000 | 2,00,000 |
| | | | | | | | AP04.101 TOTAL | | 5,00,000 | 1,50,000 | 2,00,000 |
| | | | | | | | AP04 TOTAL | | 5,00,000 | 1,50,000 | 2,00,000 |
| | | | | | | AP05 | Electrical Installation Work | | | | |
| | | | | | | AP05.101 | New Electrical Installation | | | | |
| | | | | | | AP05.101.002 | [3126] New Electrical Installation | 50,000 | 2,50,000 | 1,00,000 | 1,00,000 |
| | | | | | | | AP05.101 TOTAL | 50,000 | 2,50,000 | 1,00,000 | 1,00,000 |
| | | | | | | | AP05 TOTAL | 50,000 | 2,50,000 | 1,00,000 | 1,00,000 |
| | | | | | | AP09 | Hardware & Peripherals | | | | |
| | | | | | | AP09.101 | Development Exp. | | | | |
| | | | | | | AP09.101.001 | [3200] Purchase Of Computer | 40,000 | 50,000 | 50,000 | |
| | | | | | | | AP09.101 TOTAL | 40,000 | 50,000 | 50,000 | |
| | | | | | | | AP09 TOTAL | 40,000 | 50,000 | 50,000 | |
| AR21 | Fees From Students & Colleges | | | | | AP21 | Academic & Activity Expenses | | | | |
| | | | | | | AP21.201 | Academic Expenses | | | | |

| RECEIPTS | | | | | | EXPENDITURE | | | | | |
|--------------|--|--|------------------------------|--------------------------------------|------------------------------|--------------|--|--|------------------------------|--------------------------------------|------------------------------|
| ALIAS | PARTICULARS | Unaudited Figures For Year 2016 - 2017 | Budget Estimates 2017 - 2018 | Revised Budget Estimates 2017 - 2018 | Budget Estimates 2018 - 2019 | ALIAS | PARTICULARS | Unaudited Figures For Year 2016 - 2017 | Budget Estimates 2017 - 2018 | Revised Budget Estimates 2017 - 2018 | Budget Estimates 2018 - 2019 |
| | | | | | | AP21.201.016 | [3340] Identity Card Expenses | 17,800 | 38,000 | 38,000 | 38,000 |
| | | | | | | | AP21.201 TOTAL | 17,800 | 38,000 | 38,000 | 38,000 |
| AR21.202 | Academic Receipts -Institution | | | | | AP21.202 | Activity Expenses | | | | |
| AR21.202.001 | [0220] Admission Fee | 7,54,000 | 8,00,000 | 7,58,000 | 7,60,000 | AP21.202.001 | [3355] Gymkhana Expenses | 8,000 | 15,000 | | |
| AR21.202.004 | [0223] Identity Card Fee | 17,850 | 18,100 | 19,000 | 19,000 | AP21.202.003 | [3357] Computer Training Expenses | 3,000 | 5,000 | | |
| | [0233] Medical Fee - Gross | 2,50,600 | 2,60,000 | 2,45,700 | 2,66,000 | | | | | | |
| | [0234] Medical Fee-Less : Transfer To University | 2,50,600 | 2,60,000 | 2,45,700 | 2,66,000 | | | | | | |
| AR21.202.008 | [0235] Medical Fee - Net | 4,550 | | | | | | | | | |
| AR21.202.020 | [6313] Establishment Fees | 13,57,800 | 13,72,200 | 13,64,400 | 13,68,000 | | | | | | |
| | AR21.202 TOTAL | 21,34,200 | 21,90,300 | 21,41,400 | 21,47,000 | | AP21.202 TOTAL | 11,000 | 20,000 | | |
| AR21.207 | Other Fee | | | | | | | | | | |
| AR21.207.002 | [0412] Fine/ Miscellaneous Fee | 32,540 | 40,000 | 27,600 | 27,600 | | | | | | |
| | AR21.207 TOTAL | 32,540 | 40,000 | 27,600 | 27,600 | | | | | | |
| | | | | | | AP21.209 | Students' Welfare , Sports & Cultural Activities Expenses | | | | |
| | | | | | | AP21.209.009 | [3558] Medical Check Up Expenses | 2,121 | 57,600 | 57,600 | 60,000 |
| | | | | | | AP21.209.015 | [3564] Other Cultural Activities | 38,415 | 40,000 | 10,000 | 50,000 |
| | | | | | | AP21.209.016 | [3565] Other Sports Activities | | | | |
| | | | | | | AP21.209.017 | [3566] Students Council Expenses | 4,000 | 4,000 | | |
| | | | | | | | AP21.209 TOTAL | 44,536 | 1,01,600 | 67,600 | 1,10,000 |
| | AR21 TOTAL | 21,66,740 | 22,30,300 | 21,69,000 | 21,74,600 | | AP21 TOTAL | 73,336 | 1,59,600 | 1,05,600 | 1,48,000 |
| | | | | | | AP22 | Administrative & General Expenses | | | | |
| | | | | | | AP22.201 | Administrative Expenses | | | | |
| | | | | | | AP22.201.001 | [3601] Advertisement And Publicity | 15,000 | 15,000 | 15,000 | 15,000 |
| | | | | | | AP22.201.002 | [3602] Printing | 29,630 | 30,000 | 40,000 | 40,000 |
| | | | | | | AP22.201.003 | [3603] Stationery | 22,278 | 20,000 | 25,000 | 35,000 |
| | | | | | | AP22.201.005 | [3605] Xeroxing Charges | 738 | 10,000 | 10,000 | 10,000 |
| | | | | | | AP22.201.006 | [3606] Electricity And Power | 15,37,780 | 15,00,000 | 18,00,000 | 18,00,000 |
| | | | | | | AP22.201.007 | [3607] Telephone And Internet Charges | 20,674 | 25,000 | 25,000 | 30,000 |
| | | | | | | AP22.201.008 | [3608] Postage , Telegram & Courier Charges | 4,087 | 9,000 | 9,000 | 7,000 |
| | | | | | | AP22.201.010 | [3610] Professional Charges | | | 10,000 | 10,000 |
| | | | | | | AP22.201.011 | [3611] Meeting Expenses | 3,76,015 | | | |
| | | | | | | AP22.201.014 | [3614] News Paper, Periodicals (Magaziens & Journals) | 8,266 | 13,000 | 13,000 | 14,000 |
| | | | | | | AP22.201.015 | [3615] Uniform To Peons | | 10,000 | 11,300 | |
| | | | | | | AP22.201.016 | [3616] Sanitary Materials | 42,628 | 50,000 | 60,100 | 65,000 |
| | | | | | | AP22.201.017 | [3617] Garden Expenditure | 5,000 | 5,000 | 5,000 | 5,000 |
| | | | | | | AP22.201.021 | [3621] Pest Control | 9,045 | 20,000 | 20,000 | 20,000 |

| RECEIPTS | | | | | EXPENDITURE | | | | | | |
|--------------|---|---|------------------------------------|---|------------------------------------|--------------|---|---|------------------------------------|---|------------------------------------|
| ALIAS | PARTICULARS | Unaudited Figures For Year 2016 - 2017 | Budget Estimates 2017 - 2018 | Revised Budget Estimates 2017 - 2018 | Budget Estimates 2018 - 2019 | ALIAS | PARTICULARS | Unaudited Figures For Year 2016 - 2017 | Budget Estimates 2017 - 2018 | Revised Budget Estimates 2017 - 2018 | Budget Estimates 2018 - 2019 |
| | | | | | | AP22.201.022 | [3622] Bank Charges | 11 | 3,000 | 2,000 | 2,000 |
| | | | | | | AP22.201.023 | [3623] Miscellaneous Expenses | 104 | 16,000 | 16,000 | 16,000 |
| | | | | | | AP22.201.024 | [3624] Statutory Audit Charges | 10,000 | 10,000 | 10,000 | 10,000 |
| | | | | | | AP22.201.025 | [3625] Internal Audit Charges | 10,000 | 10,000 | 10,000 | 10,000 |
| | | | | | | AP22.201.028 | [3628] Outsourcing Account Work | | 10,000 | | |
| | | | | | | | AP22.201 TOTAL | 20,91,256 | 17,56,000 | 20,81,400 | 20,89,000 |
| | | | | | | AP22.202 | Travelling And Transportation Expenses | | | | |
| | | | | | | AP22.202.001 | [3645] Ta/Da Expenses Staff | 3,240 | 5,000 | 5,000 | 5,000 |
| | | | | | | AP22.202.003 | [3647] Vehicle Hire Charges | 5,000 | 5,000 | 5,000 | 5,000 |
| | | | | | | | AP22.202 TOTAL | 8,240 | 10,000 | 10,000 | 10,000 |
| | | | | | | AP22.203 | Insurance & Taxes | | | | |
| | | | | | | AP22.203.002 | [3656] Rates And Taxes | 20,000 | 20,000 | | |
| | | | | | | AP22.203.003 | [3657] Property Tax | 50,000 | 50,000 | | |
| | | | | | | | AP22.203 TOTAL | 70,000 | 70,000 | | |
| | | | | | | AP22.205 | Repairs And Maintenance | | | | |
| | | | | | | AP22.205.001 | [3675] Maintenance Of Office Equipments | 10,000 | 50,000 | 10,000 | 50,000 |
| | | | | | | AP22.205.002 | [3676] Maintenance Of Furniture & Fixture | 50,649 | 50,000 | 10,000 | 50,000 |
| | | | | | | AP22.205.003 | [3677] Maintenance Of Electric Installation | 63,359 | 80,000 | 80,000 | 90,000 |
| | | | | | | AP22.205.004 | [3678] Maintenance Of Hardwares | 8,000 | 8,000 | 8,000 | 8,000 |
| | | | | | | AP22.205.011 | [3685] Cleaning Material & Services | 6,200 | 20,000 | 20,000 | 20,000 |
| | | | | | | AP22.205.012 | [3686] Maintenance Of Building | 35,799 | 1,00,000 | 1,00,000 | 1,00,000 |
| | | | | | | AP22.205.014 | [3688] Maintenance Of Water Supply | 12,500 | 25,000 | 25,000 | 25,000 |
| | | | | | | AP22.205.015 | [3689] Maintenance Of Pump Sets | 15,000 | 15,000 | 15,000 | 15,000 |
| | | | | | | AP22.205.022 | [3696] General Maintenance | 5,000 | 25,000 | 25,000 | 25,000 |
| | | | | | | AP22.205.026 | [3700] Emergency & Unforeseen Repairs | 1,000 | 20,000 | 20,000 | 20,000 |
| | | | | | | | AP22.205 TOTAL | 2,07,507 | 3,93,000 | 3,13,000 | 4,03,000 |
| | | | | | | AP22.206 | Other Expenses | | | | |
| | | | | | | AP22.206.013 | [3722] Payment To Contractor | 57,97,260 | 77,00,000 | 74,43,300 | 83,00,000 |
| | | | | | | | AP22.206 TOTAL | 57,97,260 | 77,00,000 | 74,43,300 | 83,00,000 |
| | | | | | | | AP22 TOTAL | 81,74,263 | 99,29,000 | 98,47,700 | 1,08,02,000 |
| AR31 | Salary Grants | | | | | AP31 | Staff Payments & Benefits | | | | |
| AR31.201 | State Government- Salary Grants (Non Teaching /Teaching Staff Under Sps) | | | | | | | | | | |
| AR31.201.001 | [0485] Salary Grant | | | | | | | | | | |
| | AR31.201 TOTAL | | | | | | | | | | |
| AR31.203 | SALARY FROM UNIVRSITY FUND | | | | | | | | | | |
| AR31.203.001 | [0510] Salary From University Fund | 36,40,300 | | 31,46,800 | 41,60,000 | | | | | | |
| | AR31.203 TOTAL | 36,40,300 | | 31,46,800 | 41,60,000 | | | | | | |

| RECEIPTS | | | | | | EXPENDITURE | | | | | |
|--------------|---|--|------------------------------|--------------------------------------|------------------------------|--------------|--|--|------------------------------|--------------------------------------|------------------------------|
| ALIAS | PARTICULARS | Unaudited Figures For Year 2016 - 2017 | Budget Estimates 2017 - 2018 | Revised Budget Estimates 2017 - 2018 | Budget Estimates 2018 - 2019 | ALIAS | PARTICULARS | Unaudited Figures For Year 2016 - 2017 | Budget Estimates 2017 - 2018 | Revised Budget Estimates 2017 - 2018 | Budget Estimates 2018 - 2019 |
| | | | | | | AP31.204 | Unaided Salaries (Teaching Staff) | | | | |
| | | | | | | AP31.204.006 | [3785] Visiting Faculty Teaching | | | | |
| | | | | | | | AP31.204 TOTAL | | | | |
| | | | | | | AP31.205 | Un Aided Non Teaching | | | | |
| | | | | | | AP31.205.001 | [3793] Pay & Allowances | 34,92,400 | 30,00,000 | 30,00,000 | 40,00,000 |
| | | | | | | AP31.205.007 | [3806] Overtime | 65,387 | 65,000 | 65,000 | 70,000 |
| | | | | | | AP31.205.008 | [3807] Temp. Non Teaching Staff | 82,500 | 90,000 | 81,800 | 90,000 |
| | | | | | | AP31.205.011 | [3810] Fitness Center Expenditure | | | | |
| | | | | | | | AP31.205 TOTAL | 36,40,287 | 31,55,000 | 31,46,800 | 41,60,000 |
| | | | | | | | AP31 TOTAL | 36,40,287 | 31,55,000 | 31,46,800 | 41,60,000 |
| AR32 | Other Income | | | | | | | | | | |
| AR32.202 | Interest On Saving Accounts | | | | | | | | | | |
| AR32.202.001 | [0520] Interest On Saving Bank Account | 21,400 | 22,000 | 23,000 | 22,000 | | | | | | |
| | AR32.202 TOTAL | 21,400 | 22,000 | 23,000 | 22,000 | | | | | | |
| | AR32 TOTAL | 21,400 | 22,000 | 23,000 | 22,000 | | | | | | |
| AR33 | Income From Investments | | | | | | | | | | |
| AR33.202 | Investment From University Fund | | | | | | | | | | |
| AR33.202.007 | [0627] Interest On Term Deposits With Bank | 1,88,044 | 2,00,000 | 1,89,100 | 2,00,000 | | | | | | |
| | AR33.202 TOTAL | 1,88,044 | 2,00,000 | 1,89,100 | 2,00,000 | | | | | | |
| | AR33 TOTAL | 1,88,044 | 2,00,000 | 1,89,100 | 2,00,000 | | | | | | |
| AR34 | Sale Of Publications | | | | | | | | | | |
| AR34.203 | Sale Of Prospectus & Admission Forms | | | | | | | | | | |
| AR34.203.001 | [0645] Sale Of Prospectus & Admission Forms | 46,100 | 38,000 | 37,300 | 38,000 | | | | | | |
| | AR34.203 TOTAL | 46,100 | 38,000 | 37,300 | 38,000 | | | | | | |
| | AR34 TOTAL | 46,100 | 38,000 | 37,300 | 38,000 | | | | | | |
| AR35 | Compensation For Using Premises | | | | | | | | | | |
| AR35.202 | Hostel Room Charges | | | | | | | | | | |
| AR35.202.001 | [0670] Room Charges From Students | 23,06,000 | 22,80,000 | 24,20,000 | 26,60,000 | | | | | | |
| AR35.202.002 | [0671] Room Charges From Guests | 1,09,435 | 1,00,000 | 83,300 | 85,000 | | | | | | |
| AR35.202.003 | [0672] Electricity Charges From Students | 10,20,600 | 10,17,800 | 11,55,000 | 12,54,000 | | | | | | |
| AR35.202.004 | [0673] Service Charges From Students | 9,70,500 | 9,67,700 | 10,91,100 | 11,78,000 | | | | | | |
| AR35.202.005 | [0674] Other | 72,63,358 | 87,50,000 | 82,81,500 | 1,33,00,000 | | | | | | |
| | AR35.202 TOTAL | 1,16,69,893 | 1,31,15,500 | 1,30,30,900 | 1,84,77,000 | | | | | | |
| | AR35 TOTAL | 1,16,69,893 | 1,31,15,500 | 1,30,30,900 | 1,84,77,000 | | | | | | |

| RECEIPTS | | | | | | EXPENDITURE | | | | | |
|--------------|--|---|------------------------------------|---|------------------------------------|--------------|--|---|------------------------------------|---|------------------------------------|
| ALIAS | PARTICULARS | Unaudited Figures For Year 2016 - 2017 | Budget Estimates 2017 - 2018 | Revised Budget Estimates 2017 - 2018 | Budget Estimates 2018 - 2019 | ALIAS | PARTICULARS | Unaudited Figures For Year 2016 - 2017 | Budget Estimates 2017 - 2018 | Revised Budget Estimates 2017 - 2018 | Budget Estimates 2018 - 2019 |
| | Sector A TOTAL | 1,77,32,477 | 1,56,05,800 | 1,85,96,100 | 2,50,71,600 | | Sector A TOTAL | 1,21,87,886 | 1,53,43,600 | 1,39,00,100 | 1,60,10,000 |
| Sector C | Earmarked And Special Funds Budget | | | | | Sector C | Earmarked And Special Funds Budget | | | | |
| CR04 | Trust Fund | | | | | CP04 | Trust Fund | | | | |
| CR04.201 | Contribution Cpf Recovery | | | | | CP04.203 | Payment Of Cpf Claims | | | | |
| CR04.201.004 | [1708] Contribution From Non-Teaching Un-Aided | 98,300 | 91,200 | 92,000 | 92,400 | CP04.203.002 | [5031] Payment Of Claims - Non-Teaching Un-Aided | 98,300 | 91,200 | 92,000 | 92,400 |
| | CR04.201 TOTAL | 98,300 | 91,200 | 92,000 | 92,400 | | CP04.203 TOTAL | 98,300 | 91,200 | 92,000 | 92,400 |
| | CR04 TOTAL | 98,300 | 91,200 | 92,000 | 92,400 | | CP04 TOTAL | 98,300 | 91,200 | 92,000 | 92,400 |
| | Sector C TOTAL | 98,300 | 91,200 | 92,000 | 92,400 | | Sector C TOTAL | 98,300 | 91,200 | 92,000 | 92,400 |
| Sector D | Deposits And Advances Budget | | | | | Sector D | Deposits And Advances Budget | | | | |
| DR01 | Students Related Deposits | | | | | DP01 | Students Related Deposits | | | | |
| DR01.303 | Hostel Deposit | | | | | DP01.303 | Hostel Deposit | | | | |
| DR01.303.001 | [2155] Receipts Of Deposit | 9,85,500 | 10,05,000 | 3,48,000 | 7,65,000 | DP01.303.001 | [5301] Refund Of Deposit | 9,85,500 | 10,05,000 | 3,48,000 | 7,65,000 |
| | DR01.303 TOTAL | 9,85,500 | 10,05,000 | 3,48,000 | 7,65,000 | | DP01.303 TOTAL | 9,85,500 | 10,05,000 | 3,48,000 | 7,65,000 |
| DR01.304 | Mess & Canteen Deposit | | | | | DP01.304 | Mess & Canteen Deposit | | | | |
| DR01.304.001 | [2160] Receipts Of Deposit | 2,500 | | 4,35,000 | 4,50,000 | DP01.304.001 | [7945] Refund Of Deposit | 2,500 | | 4,35,000 | 4,50,000 |
| | DR01.304 TOTAL | 2,500 | | 4,35,000 | 4,50,000 | | DP01.304 TOTAL | 2,500 | | 4,35,000 | 4,50,000 |
| | DR01 TOTAL | 9,88,000 | 10,05,000 | 7,83,000 | 12,15,000 | | DP01 TOTAL | 9,88,000 | 10,05,000 | 7,83,000 | 12,15,000 |
| | Sector D TOTAL | 9,88,000 | 10,05,000 | 7,83,000 | 12,15,000 | | Sector D TOTAL | 9,88,000 | 10,05,000 | 7,83,000 | 12,15,000 |
| | 5038 Aided Total | 1,88,18,777 | 1,67,02,000 | 1,94,71,100 | 2,63,79,000 | | 5038 Aided Total | 1,32,74,186 | 1,64,39,800 | 1,47,75,100 | 1,73,17,400 |

5039 - Department of Continuing Education, Pune (Unaided)

(Old Unaided Code : 2328)

| RECEIPTS | | | | | | EXPENDITURE | | | | | |
|--------------|---|---|------------------------------------|---|------------------------------------|--------------|---|---|------------------------------------|---|------------------------------------|
| ALIAS | PARTICULARS | Unaudited Figures For Year 2016 - 2017 | Budget Estimates 2017 - 2018 | Revised Budget Estimates 2017 - 2018 | Budget Estimates 2018 - 2019 | ALIAS | PARTICULARS | Unaudited Figures For Year 2016 - 2017 | Budget Estimates 2017 - 2018 | Revised Budget Estimates 2017 - 2018 | Budget Estimates 2018 - 2019 |
| Sector A | Capital And Revenue Receipt / Expenditure Budget | | | | | Sector A | Capital And Revenue Receipt / Expenditure Budget | | | | |
| | | | | | | AP01 | Land & Building | | | | |
| | | | | | | AP01.103 | Building Renovation - Civil Work | | | | |
| | | | | | | AP01.103.004 | [3028] Painting Of Building & Repairs To Toilet | | 2,00,000 | 1,00,000 | 50,000 |
| | | | | | | AP01.103.006 | [3030] Building Renovation - Civil Work | | | | 1,00,000 |
| | | | | | | | AP01.103 TOTAL | | 2,00,000 | 1,00,000 | 1,50,000 |
| | | | | | | | AP01 TOTAL | | 2,00,000 | 1,00,000 | 1,50,000 |
| | | | | | | AP03 | Furniture & Fixtures | | | | |
| | | | | | | AP03.101 | Purchase Of Furniture & Fixtures | | | | |
| | | | | | | AP03.101.001 | [3065] Purchase Of Furniture | | 50,000 | 50,000 | 50,000 |
| | | | | | | | AP03.101 TOTAL | | 50,000 | 50,000 | 50,000 |
| | | | | | | | AP03 TOTAL | | 50,000 | 50,000 | 50,000 |
| | | | | | | AP04 | Equipments | | | | |
| | | | | | | AP04.101 | Purchase Of Equipments | | | | |
| | | | | | | AP04.101.007 | [3091] Purchase Of Envertor | | | | 30,000 |
| | | | | | | AP04.101.023 | [3107] Purchase Of Scanner | | 30,000 | 10,000 | 10,000 |
| | | | | | | AP04.101.026 | [3110] Purchase Of Projector | 42,500 | 60,000 | 45,000 | |
| | | | | | | AP04.101.030 | [3114] Purchase Of Camera | | | | 50,000 |
| | | | | | | | AP04.101 TOTAL | 42,500 | 90,000 | 55,000 | 90,000 |
| | | | | | | | AP04 TOTAL | 42,500 | 90,000 | 55,000 | 90,000 |
| | | | | | | AP09 | Hardware & Peripherals | | | | |
| | | | | | | AP09.101 | Development Exp. | | | | |
| | | | | | | AP09.101.001 | [3200] Purchase Of Computer | 400 | | | 50,000 |
| | | | | | | | AP09.101 TOTAL | 400 | | | 50,000 |
| | | | | | | | AP09 TOTAL | 400 | | | 50,000 |
| AR10 | Other Development Receipts | | | | | AP10 | Other Development Expenditure | | | | |
| AR10.101 | Development Fees | | | | | AP10.101 | Development Exp. | | | | |
| AR10.101.001 | [0111] Development Fees From Student - Institute Share | 55,000 | 62,500 | 41,500 | 50,000 | AP10.101.004 | [3218] Audio Visual Education Equipment | 9,800 | 50,000 | 50,000 | 50,000 |
| | [0112] Development Fees From Student- University Share | 55,000 | 62,500 | 41,500 | 50,000 | | | | | | |
| | [0113] Development Fee | 1,11,000 | | 83,000 | 1,00,000 | | | | | | |

| RECEIPTS | | | | | | EXPENDITURE | | | | | |
|--------------|--|--|------------------------------|--------------------------------------|------------------------------|--------------|---|--|------------------------------|--------------------------------------|------------------------------|
| ALIAS | PARTICULARS | Unaudited Figures For Year 2016 - 2017 | Budget Estimates 2017 - 2018 | Revised Budget Estimates 2017 - 2018 | Budget Estimates 2018 - 2019 | ALIAS | PARTICULARS | Unaudited Figures For Year 2016 - 2017 | Budget Estimates 2017 - 2018 | Revised Budget Estimates 2017 - 2018 | Budget Estimates 2018 - 2019 |
| | AR10.101 TOTAL | 55,000 | 62,500 | 41,500 | 50,000 | | AP10.101 TOTAL | 9,800 | 50,000 | 50,000 | 50,000 |
| | AR10 TOTAL | 55,000 | 62,500 | 41,500 | 50,000 | | AP10 TOTAL | 9,800 | 50,000 | 50,000 | 50,000 |
| AR21 | Fees From Students & Colleges | | | | | AP21 | Academic & Activity Expenses | | | | |
| | | | | | | AP21.201 | Academic Expenses | | | | |
| | | | | | | AP21.201.005 | [3329] Laboratory Expenses | 15,600 | 50,000 | 27,900 | 30,000 |
| | | | | | | | AP21.201 TOTAL | 15,600 | 50,000 | 27,900 | 30,000 |
| AR21.202 | Academic Receipts -Institution | | | | | AP21.202 | Activity Expenses | | | | |
| AR21.202.001 | [0220] Admission Fee | 1,18,800 | 1,32,500 | 88,000 | 1,06,000 | AP21.202.001 | [3355] Gymkhana Expenses | 94,400 | 1,00,000 | 82,500 | 90,000 |
| AR21.202.002 | [0221] Tuition Fee | 12,36,800 | 15,47,500 | 10,49,300 | 11,57,000 | | | | | | |
| AR21.202.004 | [0223] Identity Card Fee | 7,900 | 9,450 | 5,900 | 7,000 | | | | | | |
| | [0224] Diary Fee - Gross | 11,200 | | 8,300 | | | | | | | |
| | [0225] Diary Fee - Less : 100% Transfer To University | 11,100 | | 8,300 | | | | | | | |
| AR21.202.005 | [0226] Diary Fee - Net | | | | | | | | | | |
| | [0227] E-Suvidha Fee - Gross | 11,200 | 12,500 | 8,300 | 10,000 | | | | | | |
| | [0228] E-Suvidha - Less : 100% Transfer To University | 11,200 | 12,500 | 8,300 | 10,000 | | | | | | |
| AR21.202.006 | [0229] E-Suvidha - Net | | | | | | | | | | |
| | [0245] Eligibility Fee -Gross | 29,500 | 66,250 | 19,700 | 29,200 | | | | | | |
| | [0246] Eligibility Fee -Less : 100% Transfer To University | 29,500 | 66,250 | 19,700 | 29,200 | | | | | | |
| AR21.202.012 | [0247] Eligibility Fee -Net | | | | | | | | | | |
| | [0248] Enrolment Fee - Gross | 34,800 | 66,250 | 27,100 | 35,800 | | | | | | |
| | [0249] Enrolment Fee - Less : 100% Transfer To University | 34,800 | 66,250 | 27,100 | 35,800 | | | | | | |
| AR21.202.013 | [0250] Enrolment Fee - Net | | | | | | | | | | |
| | [0251] Examinations - Gross | 2,36,300 | 2,23,125 | 1,78,000 | 2,10,000 | | | | | | |
| | [0252] Examinations -Less :Transfer To University | 34,400 | 39,375 | 26,700 | 31,500 | | | | | | |
| AR21.202.014 | [0253] Examinations Fee- Net | 2,01,900 | 2,62,500 | 1,51,300 | 1,78,500 | | | | | | |
| | [6307] Library Fee - Gross | 44,600 | 50,000 | 33,200 | | | | | | | |
| | [6308] Library Fee -Less : 100% Transfer To University Library | | 50,000 | | | | | | | | |
| AR21.202.018 | [6309] Library Fee - Net | 44,600 | | 33,200 | | | | | | | |
| AR21.202.022 | [6317] Short Term Course Fee | 82,900 | | 24,000 | 2,00,000 | | | | | | |
| | AR21.202 TOTAL | 16,92,900 | 19,51,950 | 13,51,700 | 16,48,500 | | AP21.202 TOTAL | 94,400 | 1,00,000 | 82,500 | 90,000 |
| AR21.203 | Activity Fees | | | | | AP21.203 | Examination Expenses | | | | |
| AR21.203.001 | [0260] Gymkhana Fee | 1,12,000 | 1,25,000 | 82,500 | 1,00,000 | AP21.203.006 | [3475] Examination Remuneration | 1,65,700 | 2,00,000 | 81,900 | 1,90,000 |
| AR21.203.002 | [0261] Laboratory Fee | 44,800 | 50,000 | 33,000 | 40,000 | AP21.203.018 | [3487] Other Contingent Expenses | | | | |
| AR21.203.062 | [0321] Caution Money | 22,400 | 25,000 | 16,500 | 20,000 | | | | | | |

| RECEIPTS | | | | | | EXPENDITURE | | | | | |
|--------------|---|--|------------------------------|--------------------------------------|------------------------------|--------------|---|--|------------------------------|--------------------------------------|------------------------------|
| ALIAS | PARTICULARS | Unaudited Figures For Year 2016 - 2017 | Budget Estimates 2017 - 2018 | Revised Budget Estimates 2017 - 2018 | Budget Estimates 2018 - 2019 | ALIAS | PARTICULARS | Unaudited Figures For Year 2016 - 2017 | Budget Estimates 2017 - 2018 | Revised Budget Estimates 2017 - 2018 | Budget Estimates 2018 - 2019 |
| | AR21.203 TOTAL | 1,79,200 | 2,00,000 | 1,32,000 | 1,60,000 | | AP21.203 TOTAL | 1,65,700 | 2,00,000 | 81,900 | 1,90,000 |
| AR21.207 | Other Fee | | | | | AP21.206 | Seminars & Conferances | | | | |
| AR21.207.010 | [0420] Admission Cancellation Processing Fees | | | 7,000 | 5,000 | AP21.206.001 | [3515] Seminar Publication | 1,000 | 20,000 | | 20,000 |
| | AR21.207 TOTAL | | | 7,000 | 5,000 | | AP21.206 TOTAL | 1,000 | 20,000 | | 20,000 |
| AR21.209 | Other Projects Receipts | | | | | AP21.209 | Students' Welfare , Sports & Cultural Activivties Expenses | | | | |
| AR21.209.001 | [0445] Percentage Share From Project | | | 72,400 | 2,00,000 | AP21.209.001 | [3550] Annual Social /Cultural | | 15,000 | 15,000 | 20,000 |
| AR21.209.002 | [0446] Consultancy Charges | | | 2,01,300 | | | | | | | |
| | AR21.209 TOTAL | | | 2,73,700 | 2,00,000 | | AP21.209 TOTAL | | 15,000 | 15,000 | 20,000 |
| | AR21 TOTAL | 18,72,100 | 21,51,950 | 17,64,400 | 20,13,500 | | AP21 TOTAL | 2,76,700 | 3,85,000 | 2,07,300 | 3,50,000 |
| | | | | | | AP22 | Administrative & General Expenses | | | | |
| | | | | | | AP22.201 | Administrative Expenses | | | | |
| | | | | | | AP22.201.001 | [3601] Advertisement And Publicity | 16,400 | 50,000 | 50,000 | 50,000 |
| | | | | | | AP22.201.002 | [3602] Printing | 37,700 | 40,000 | 15,000 | 20,000 |
| | | | | | | AP22.201.003 | [3603] Stationery | 25,700 | 40,000 | 25,000 | 25,000 |
| | | | | | | AP22.201.005 | [3605] Xeroxing Charges | 6,100 | 25,000 | 10,000 | 10,000 |
| | | | | | | AP22.201.006 | [3606] Electricity And Power | 33,100 | 50,000 | 50,000 | 1,00,000 |
| | | | | | | AP22.201.007 | [3607] Telephone And Internet Charges | 40,200 | 50,000 | 26,600 | 30,000 |
| | | | | | | AP22.201.008 | [3608] Postage , Telegram & Courier Charges | 4,100 | 10,000 | 5,000 | 7,000 |
| | | | | | | AP22.201.011 | [3611] Meeting Expenses | 11,800 | 15,000 | 18,600 | 20,000 |
| | | | | | | AP22.201.012 | [3612] Membership / Subscription Expenses | | 15,000 | | 10,000 |
| | | | | | | AP22.201.013 | [3613] Contingency Expenses | 2,300 | 20,000 | 8,400 | 10,000 |
| | | | | | | AP22.201.014 | [3614] News Paper, Periodicals (Magaziens & Journals) | 100 | 10,000 | 5,000 | 5,000 |
| | | | | | | AP22.201.016 | [3616] Sanitary Materials | 1,700 | 10,000 | 6,600 | 8,000 |
| | | | | | | AP22.201.020 | [3620] Labour Charges | | 10,000 | 15,000 | 15,000 |
| | | | | | | AP22.201.022 | [3622] Bank Charges | 600 | 2,000 | 2,500 | 5,000 |
| | | | | | | AP22.201.024 | [3624] Statutory Audit Charges | | 10,000 | 10,000 | 15,000 |
| | | | | | | AP22.201.025 | [3625] Internal Audit Charges | | 10,000 | 10,000 | 15,000 |
| | | | | | | AP22.201.028 | [3628] Outsourcing Account Work | | 10,000 | 8,000 | 15,000 |
| | | | | | | AP22.201.029 | [3629] Seminar & Workshop Expenses | | | | 1,00,000 |
| | | | | | | | AP22.201 TOTAL | 1,79,800 | 3,77,000 | 2,65,700 | 4,60,000 |
| | | | | | | AP22.202 | Travelling And Transportation Expenses | | | | |
| | | | | | | AP22.202.001 | [3645] Ta/Da Expenses Staff | 900 | 2,000 | 2,400 | 5,000 |
| | | | | | | AP22.202.002 | [3646] Ta/Da Expenses Meeting | 2,000 | 5,000 | | 5,000 |

| RECEIPTS | | | | | | EXPENDITURE | | | | | |
|--------------|--|---|------------------------------------|---|------------------------------------|--------------|--|---|------------------------------------|---|------------------------------------|
| ALIAS | PARTICULARS | Unaudited Figures For Year 2016 - 2017 | Budget Estimates 2017 - 2018 | Revised Budget Estimates 2017 - 2018 | Budget Estimates 2018 - 2019 | ALIAS | PARTICULARS | Unaudited Figures For Year 2016 - 2017 | Budget Estimates 2017 - 2018 | Revised Budget Estimates 2017 - 2018 | Budget Estimates 2018 - 2019 |
| | | | | | | AP22.202.003 | [3647] Vehicle Hire Charges | 12,400 | 20,000 | 5,000 | 15,000 |
| | | | | | | AP22.202.004 | [3648] Food Allowance | | | | |
| | | | | | | | AP22.202 TOTAL | 15,300 | 27,000 | 7,400 | 25,000 |
| | | | | | | AP22.203 | Insurance & Taxes | | | | |
| | | | | | | AP22.203.001 | [3655] Insurance | 5,000 | 10,000 | 3,200 | 10,000 |
| | | | | | | AP22.203.002 | [3656] Rates And Taxes | | | | |
| | | | | | | AP22.203.003 | [3657] Property Tax | | 10,000 | 10,000 | 10,000 |
| | | | | | | | AP22.203 TOTAL | 5,000 | 20,000 | 13,200 | 20,000 |
| | | | | | | AP22.204 | Outsource Services | | | | |
| | | | | | | AP22.204.001 | [3665] House Keeping Services | 52,400 | 50,000 | 50,000 | 1,00,000 |
| | | | | | | AP22.204.003 | [3667] Gas | 600 | 2,000 | 1,400 | 2,000 |
| | | | | | | | AP22.204 TOTAL | 53,000 | 52,000 | 51,400 | 1,02,000 |
| | | | | | | AP22.205 | Repairs And Maintenance | | | | |
| | | | | | | AP22.205.004 | [3678] Maintenance Of Hardwares | 4,600 | 25,000 | 25,000 | 25,000 |
| | | | | | | AP22.205.005 | [3679] Maintenance Of Software | 7,300 | 25,000 | 10,200 | 15,000 |
| | | | | | | AP22.205.008 | [3682] Maintenance Of Epbax | 700 | 5,000 | 3,000 | 5,000 |
| | | | | | | AP22.205.009 | [3683] Network Maintenance | | 10,000 | 5,000 | 5,000 |
| | | | | | | AP22.205.012 | [3686] Maintenance Of Building | 36,800 | 1,00,000 | 10,000 | 50,000 |
| | | | | | | AP22.205.018 | [3692] Maintenance Of Garden | 2,000 | 30,000 | 10,000 | 10,000 |
| | | | | | | AP22.205.025 | [3699] Vehicle Fuel Charges | 5,000 | 10,000 | 2,000 | 2,000 |
| | | | | | | | AP22.205 TOTAL | 56,400 | 2,05,000 | 65,200 | 1,12,000 |
| | | | | | | | AP22 TOTAL | 3,09,500 | 6,81,000 | 4,02,900 | 7,19,000 |
| AR31 | Salary Grants | | | | | AP31 | Staff Payments & Benefits | | | | |
| AR31.202 | State Government- Other Than Salary Grants (Non Teaching /Teaching Staff Under Sps) | | | | | | | | | | |
| AR31.202.001 | [0495] State Government | | | | | | | | | | |
| | AR31.202 TOTAL | | | | | | | | | | |
| | | | | | | AP31.204 | Unaided Salaries (Teaching Staff) | | | | |
| | | | | | | AP31.204.002 | [3781] Clock Hour Basis / Consolidated | | | | 10,00,000 |
| | | | | | | | AP31.204 TOTAL | | | | 10,00,000 |
| | | | | | | AP31.205 | Un Aided Non Teaching | | | | |
| | | | | | | AP31.205.002 | [3801] Clock Hour Basis / Consolidated | 7,67,700 | 10,00,000 | 7,73,200 | |
| | | | | | | AP31.205.005 | [3804] Medical Allowances | | 10,000 | | |
| | | | | | | AP31.205.006 | [3805] Leave Travel Concession | | 10,000 | | |
| | | | | | | AP31.205.008 | [3807] Temp. Non Teaching Staff | 1,03,700 | 1,00,000 | 1,00,000 | 2,00,000 |
| | | | | | | | AP31.205 TOTAL | 8,71,400 | 11,20,000 | 8,73,200 | 2,00,000 |
| | AR31 TOTAL | | | | | | AP31 TOTAL | 8,71,400 | 11,20,000 | 8,73,200 | 12,00,000 |

| RECEIPTS | | | | | | EXPENDITURE | | | | | |
|--------------|---|--|------------------------------|--------------------------------------|------------------------------|-------------|-----------------------|--|------------------------------|--------------------------------------|------------------------------|
| ALIAS | PARTICULARS | Unaudited Figures For Year 2016 - 2017 | Budget Estimates 2017 - 2018 | Revised Budget Estimates 2017 - 2018 | Budget Estimates 2018 - 2019 | ALIAS | PARTICULARS | Unaudited Figures For Year 2016 - 2017 | Budget Estimates 2017 - 2018 | Revised Budget Estimates 2017 - 2018 | Budget Estimates 2018 - 2019 |
| AR32 | Other Income | | | | | | | | | | |
| AR32.202 | Interest On Saving Accounts | | | | | | | | | | |
| AR32.202.001 | [0520] Interest On Saving Bank Account | 57,500 | 10,000 | 33,500 | 35,000 | | | | | | |
| | AR32.202 TOTAL | 57,500 | 10,000 | 33,500 | 35,000 | | | | | | |
| AR32.205 | Institutional Fees | | | | | | | | | | |
| AR32.205.004 | [0538] Self Finance- Electricity Charges | | 10,000 | 48,000 | 90,000 | | | | | | |
| | AR32.205 TOTAL | | 10,000 | 48,000 | 90,000 | | | | | | |
| AR32.208 | Miscellaneous Receipts | | | | | | | | | | |
| AR32.208.008 | [0567] Any Other Income | 20,200 | 5,000 | 22,500 | 24,000 | | | | | | |
| AR32.208.017 | [0577] Sundry Receipts | | 2,000 | | 2,000 | | | | | | |
| AR32.208.042 | [0601] Miscellaneous Receipt | 15,900 | 1,500 | 9,000 | 5,000 | | | | | | |
| | AR32.208 TOTAL | 36,100 | 8,500 | 31,500 | 31,000 | | | | | | |
| | AR32 TOTAL | 93,600 | 28,500 | 1,13,000 | 1,56,000 | | | | | | |
| AR33 | Income From Investments | | | | | | | | | | |
| AR33.201 | Investments From Earnmarked/Endowment Fund | | | | | | | | | | |
| AR33.201.007 | [0617] Interest On Term Deposits With Bank | | | | | | | | | | |
| | AR33.201 TOTAL | | | | | | | | | | |
| AR33.202 | Investment From University Fund | | | | | | | | | | |
| AR33.202.007 | [0627] Interest On Term Deposits With Bank | 10,92,600 | 11,34,000 | 5,00,000 | 5,13,500 | | | | | | |
| | AR33.202 TOTAL | 10,92,600 | 11,34,000 | 5,00,000 | 5,13,500 | | | | | | |
| | AR33 TOTAL | 10,92,600 | 11,34,000 | 5,00,000 | 5,13,500 | | | | | | |
| AR34 | Sale Of Publications | | | | | | | | | | |
| AR34.203 | Sale Of Prospectus & Admission Forms | | | | | | | | | | |
| AR34.203.001 | [0645] Sale Of Prospectus & Admission Forms | 11,400 | 12,500 | 9,900 | 10,000 | | | | | | |
| | AR34.203 TOTAL | 11,400 | 12,500 | 9,900 | 10,000 | | | | | | |
| | AR34 TOTAL | 11,400 | 12,500 | 9,900 | 10,000 | | | | | | |
| AR36 | Transfer From Endowment & Special Fund (Revenue) | | | | | | | | | | |
| AR36.201 | Corpus Fund | | | | | | | | | | |
| AR36.201.001 | [0685] Transfer From Fund Account | | | | 1,00,000 | | | | | | |
| | AR36.201 TOTAL | | | | 1,00,000 | | | | | | |
| | AR36 TOTAL | | | | 1,00,000 | | | | | | |
| | Sector A TOTAL | 31,24,700 | 33,89,450 | 24,28,800 | 28,43,000 | | Sector A TOTAL | 15,10,300 | 25,76,000 | 17,38,400 | 26,59,000 |
| Sector B | Agency Budget | | | | | Sector B | Agency Budget | | | | |

| RECEIPTS | | | | | | EXPENDITURE | | | | | | |
|--------------|-----------------------------------|--|------------------------------|--------------------------------------|------------------------------|--------------------------------------|--|---|------------------------------|--------------------------------------|------------------------------|-----------------|
| ALIAS | PARTICULARS | Unaudited Figures For Year 2016 - 2017 | Budget Estimates 2017 - 2018 | Revised Budget Estimates 2017 - 2018 | Budget Estimates 2018 - 2019 | ALIAS | PARTICULARS | Unaudited Figures For Year 2016 - 2017 | Budget Estimates 2017 - 2018 | Revised Budget Estimates 2017 - 2018 | Budget Estimates 2018 - 2019 | |
| BR03 | Grant-In-Aid Other Agencies | | | | | BP01 | Grant -In- Aid State /Central Government Agency - Other Than Research Building | | | | | |
| | | | | | | BP01.101 | | | | | | |
| | | | | | | BP01.101.003 | [3927] Building Renovation - Civil Work | | | | | |
| | | | | | | | BP01.101 TOTAL | | | | | |
| | | | | | | | BP01 TOTAL | | | | | |
| | | | | | | | BP03 | Grant-In-Aid Other Agencies - Other Than Research | | | | |
| | | | | | | | BP03.103 | Furniture & Fixtures | | | | |
| | | | | | | | BP03.103.001 | [4160] Purchase Of Furniture & Fixtures | | 2,55,500 | 1,72,000 | 1,03,000 |
| | | | | | | | | BP03.103 TOTAL | | 2,55,500 | 1,72,000 | 1,03,000 |
| | | | | | | | BP03.105 | Hardware & Peripherals | | | | |
| | | | | | | | BP03.105.003 | [4173] COMPUTER | | 8,30,000 | 7,50,000 | 1,07,000 |
| | | | | | | | BP03.105.004 | [4174] Printer/projector | | 60,000 | 40,000 | |
| | | | | | | | | BP03.105 TOTAL | | 8,90,000 | 7,90,000 | 1,07,000 |
| | | | | | | | BP03.109 | Other Operational Expenditure | | | | |
| | | | | | BP03.109.002 | [7882] Other Operational Expenditure | | 16,84,500 | 15,19,600 | 22,00,000 | | |
| | | | | | | BP03.109 TOTAL | | 16,84,500 | 15,19,600 | 22,00,000 | | |
| | | | | | BP03.166 | Electrical Fittings | | | | | | |
| | | | | | BP03.166.001 | [7883] Electrical Installation | | 20,000 | 20,000 | | | |
| | | | | | | BP03.166 TOTAL | | 20,000 | 20,000 | | | |
| BR03.205 | Receipts From Other Agencies | | | | | BP03.209 | Other Operational Expenditure | | | | | |
| BR03.205.001 | [0930] Receipt From Oxfam | | | | 2,00,000 | BP03.209.002 | [4236] Project Expenses | | | | | |
| BR03.205.002 | [0931] Receipt From Wiego | 30,00,000 | 11,76,000 | 18,24,000 | 20,00,000 | BP03.209.005 | [4239] Administrative Expenses | 100 | | | | |
| BR03.205.004 | [0933] Receipt From Ajws | | | | | BP03.209.006 | [4240] Investment In Fixed Deposit | 7,65,800 | | 4,04,700 | | |
| BR03.205.005 | [934] Receipt From Tech -Mahendra | | | 25,01,600 | 24,10,000 | BP03.209.007 | [7727] Field Co - Ordinator(25%FTE/Month) | | | | | |
| | BR03.205 TOTAL | 30,00,000 | 11,76,000 | 43,25,600 | 46,10,000 | BP03.209.008 | [7728] Translations | | | | | |
| | | | | | | BP03.209.009 | [7729] Consultant For MIS And Data (Job Work) | 38,400 | | 5,000 | 1,99,500 | |
| | | | | | | BP03.209.010 | [7730] Field Investigator (30 Days) | 3,05,300 | | | | |
| | | | | | | BP03.209.011 | [7731] Project Co - Ordinators (50%FTE) | 14,39,000 | 9,00,000 | 11,00,000 | 6,00,000 | |
| | | | | | | BP03.209.012 | [7732] Travel / Phone | 84,400 | 15,000 | 54,700 | 60,000 | |
| | | | | | | BP03.209.013 | [7733] Training Of Waste Pickers | | | | 3,00,000 | |

| RECEIPTS | | | | | | EXPENDITURE | | | | | |
|--------------|---|--|------------------------------|--------------------------------------|------------------------------|--------------|---|--|------------------------------|--------------------------------------|------------------------------|
| ALIAS | PARTICULARS | Unaudited Figures For Year 2016 - 2017 | Budget Estimates 2017 - 2018 | Revised Budget Estimates 2017 - 2018 | Budget Estimates 2018 - 2019 | ALIAS | PARTICULARS | Unaudited Figures For Year 2016 - 2017 | Budget Estimates 2017 - 2018 | Revised Budget Estimates 2017 - 2018 | Budget Estimates 2018 - 2019 |
| | | | | | | BP03.209.014 | [7734] Part Time Field Investigaters (25% FTE Basis) | 3,67,000 | 2,61,000 | 1,09,600 | 5,00,000 |
| | | | | | | | BP03.209 TOTAL | 30,00,000 | 11,76,000 | 16,74,000 | 16,59,500 |
| BR03.266 | Salaries/consultancy/contracted Services | | | | | BP03.266 | Salaries/consultancy/contracted Services | | | | |
| BR03.266.001 | [7856] Receipt Of Grant | | 12,50,000 | | | BP03.266.001 | [7891] Other Operational Expenditure | | | 1,50,000 | 5,40,500 |
| | BR03.266 TOTAL | | 12,50,000 | | | | BP03.266 TOTAL | | | 1,50,000 | 5,40,500 |
| BR03.267 | Other Expenses | | | | | BP03.267 | Other Expenses | | | | |
| BR03.267.001 | [7858] Receipts Of Grant | | 16,00,000 | | | BP03.267.001 | [7892] Other Operational Expenditure | | | | |
| | BR03.267 TOTAL | | 16,00,000 | | | | BP03.267 TOTAL | | | | |
| BR03.268 | Maintanace Of Building | | | | | BP03.268 | Maintanace Of Building | | | | |
| BR03.268.001 | [7859] Receipts Of Grant | | | | | BP03.268.001 | [7893] Other Operational Expenditure | | | | |
| | BR03.268 TOTAL | | | | | | BP03.268 TOTAL | | | | |
| BR03.269 | Contingancy | | | | | BP03.269 | Contingancy | | | | |
| BR03.269.001 | [7860] Receipts Of Grant | | | | | BP03.269.001 | [7894] Other Operational Expenditure | | | | |
| | BR03.269 TOTAL | | | | | | BP03.269 TOTAL | | | | |
| | BR03 TOTAL | 30,00,000 | 40,26,000 | 43,25,600 | 46,10,000 | | BP03 TOTAL | 30,00,000 | 40,26,000 | 43,25,600 | 46,10,000 |
| | Sector B TOTAL | 30,00,000 | 40,26,000 | 43,25,600 | 46,10,000 | | Sector B TOTAL | 30,00,000 | 40,26,000 | 43,25,600 | 46,10,000 |
| Sector C | Earmarked And Special Funds Budget | | | | | Sector C | Earmarked And Special Funds Budget | | | | |
| CR01 | Corpus Fund | | | | | CP01 | Corpus Fund | | | | |
| CR01.208 | Donations From Individual | | | | | CP01.201 | [4981] Investment In Fixed Deposit | 63,000 | | 1,00,000 | |
| CR01.208.001 | [1610] Endowment Fund | 63,000 | | 1,00,000 | 1,00,000 | CP01.202 | [4985] Transfer To Revenue Budget | | | | 1,00,000 |
| | CR01.208 TOTAL | 63,000 | | 1,00,000 | 1,00,000 | | CP01 TOTAL | 63,000 | | 1,00,000 | 1,00,000 |
| | CR01 TOTAL | 63,000 | | 1,00,000 | 1,00,000 | | Sector C TOTAL | 63,000 | | 1,00,000 | 1,00,000 |
| | Sector C TOTAL | 63,000 | | 1,00,000 | 1,00,000 | | Sector C TOTAL | 63,000 | | 1,00,000 | 1,00,000 |
| Sector D | Deposits And Advances Budget | | | | | Sector D | Deposits And Advances Budget | | | | |
| DR01 | Students Related Deposits | | | | | DP01 | Students Related Deposits | | | | |
| DR01.301 | Library Deposit | | | | | DP01.301 | Library Deposit | | | | |
| DR01.301.001 | [2105] Receipts Of Deposit | 30,000 | | 81,500 | 80,000 | DP01.301.001 | [5291] Refund Of Deposit | 30,000 | | 81,500 | 80,000 |
| | DR01.301 TOTAL | 30,000 | | 81,500 | 80,000 | | DP01.301 TOTAL | 30,000 | | 81,500 | 80,000 |
| | DR01 TOTAL | 30,000 | | 81,500 | 80,000 | | DP01 TOTAL | 30,000 | | 81,500 | 80,000 |
| | Sector D TOTAL | 30,000 | | 81,500 | 80,000 | | Sector D TOTAL | 30,000 | | 81,500 | 80,000 |
| | 5039 Aided Total | 62,17,700 | 74,15,450 | 69,35,900 | 76,33,000 | | 5039 Aided Total | 46,03,300 | 66,02,000 | 62,45,500 | 74,49,000 |

5041 - SNTD Arts & Commerce Collge (Sr.), Pune BAF (Unaided)

(Old Unaided Code : 2357)

| RECEIPTS | | | | | | EXPENDITURE | | | | | |
|--------------|---|---|------------------------------------|---|------------------------------------|--------------|---|---|------------------------------------|---|------------------------------------|
| ALIAS | PARTICULARS | Unaudited Figures For Year 2016 - 2017 | Budget Estimates 2017 - 2018 | Revised Budget Estimates 2017 - 2018 | Budget Estimates 2018 - 2019 | ALIAS | PARTICULARS | Unaudited Figures For Year 2016 - 2017 | Budget Estimates 2017 - 2018 | Revised Budget Estimates 2017 - 2018 | Budget Estimates 2018 - 2019 |
| Sector A | Capital And Revenue Receipt / Expenditure Budget | | | | | Sector A | Capital And Revenue Receipt / Expenditure Budget | | | | |
| | | | | | | AP03 | Furniture & Fixtures | | | | |
| | | | | | | AP03.101 | Purchase Of Furniture & Fixtures | | | | |
| | | | | | | AP03.101.002 | [3056] Purchase Of Chairs & Boards | | | | 25,000 |
| | | | | | | AP03.101.003 | [3057] Purchase Of Tables | | 10,000 | 10,000 | 10,000 |
| | | | | | | AP03.101.004 | [3058] Purchase Of Cupboards | | 20,000 | 20,000 | 20,000 |
| | | | | | | | AP03.101 TOTAL | | 30,000 | 30,000 | 55,000 |
| | | | | | | | AP03 TOTAL | | 30,000 | 30,000 | 55,000 |
| | | | | | | AP08 | Software & Development | | | | |
| | | | | | | AP08.102 | Software Development | | | | |
| | | | | | | AP08.102.001 | [3185] Software Development (AP08.102) | | | 10,000 | 10,000 |
| | | | | | | | AP08.102 TOTAL | | | 10,000 | 10,000 |
| | | | | | | | AP08 TOTAL | | | 10,000 | 10,000 |
| | | | | | | AP09 | Hardware & Peripherals | | | | |
| | | | | | | AP09.101 | Development Exp. | | | | |
| | | | | | | AP09.101.001 | [3200] Purchase Of Computer | 41,000 | 50,000 | | 50,000 |
| | | | | | | | AP09.101 TOTAL | 41,000 | 50,000 | | 50,000 |
| | | | | | | | AP09 TOTAL | 41,000 | 50,000 | | 50,000 |
| AR10 | Other Development Receipts | | | | | | | | | | |
| AR10.101 | Development Fees | | | | | | | | | | |
| AR10.101.001 | [0111] Development Fees From Student - Institute Share | 23,000 | 30,000 | 24,500 | 28,800 | | | | | | |
| | [0112] Development Fees From Student- University Share | 23,000 | 30,000 | 24,500 | 28,800 | | | | | | |
| | [0113] Development Fee | 46,000 | 60,000 | 49,000 | 57,600 | | | | | | |
| | AR10.101 TOTAL | 23,000 | 30,000 | 24,500 | 28,800 | | | | | | |
| | AR10 TOTAL | 23,000 | 30,000 | 24,500 | 28,800 | | | | | | |
| AR21 | Fees From Students & Colleges | | | | | AP21 | Academic & Activity Expenses | | | | |
| AR21.201 | Academic Receipts - University | | | | | AP21.201 | Academic Expenses | | | | |
| AR21.201.025 | [0208] Alumni Fees Net | | | | | AP21.201.006 | [3330] Souvenir | 5,100 | 10,000 | 10,000 | 10,000 |
| | [6370] Alumni Fee - Gross | 2,200 | 3,000 | 2,400 | 4,500 | AP21.201.011 | [3335] Prospectus Expenses | 2,300 | 4,000 | | 1,000 |
| | [6371] Less : 100 % Transfer To University | 2,200 | 3,000 | 2,400 | 4,500 | AP21.201.016 | [3340] Identity Card Expenses | 3,100 | 3,000 | 3,000 | 3,300 |
| AR21.201.027 | [0210] Centenary Fees Net | | | | | | | | | | |

| RECEIPTS | | | | | | EXPENDITURE | | | | | |
|--------------|---|--|------------------------------|--------------------------------------|------------------------------|--------------|-------------------------------------|--|------------------------------|--------------------------------------|------------------------------|
| ALIAS | PARTICULARS | Unaudited Figures For Year 2016 - 2017 | Budget Estimates 2017 - 2018 | Revised Budget Estimates 2017 - 2018 | Budget Estimates 2018 - 2019 | ALIAS | PARTICULARS | Unaudited Figures For Year 2016 - 2017 | Budget Estimates 2017 - 2018 | Revised Budget Estimates 2017 - 2018 | Budget Estimates 2018 - 2019 |
| AR21.201.029 | [6372] Centenary Fees - Gross [6373] Less :100 % Transfer To Univaersity [0212] Calandar Fee Net [6376] Calender Fees -Gross [6377] Less 100% Transfer To University AR21.201 TOTAL | | | | | | AP21.201 TOTAL | 10,500 | 17,000 | 13,000 | 14,300 |
| AR21.202 | Academic Receipts -Institution | | | | | AP21.202 | Activity Expenses | | | | |
| AR21.202.001 | [0220] Admission Fee | | 48,000 | | | AP21.202.001 | [3355] Gymkhana Expenses | 22,800 | 36,000 | 38,000 | 39,000 |
| | [6342] Admission Fee - Less : Transfer To University | 49,300 | | 51,400 | 55,200 | AP21.202.011 | [3365] Educational Tour Expenses | | | 5,000 | 5,000 |
| AR21.202.002 | [6343] Admission Fee - Gross [0221] Tution Fee | 49,300 | 6,59,000 | 51,400 | 9,36,000 | AP21.202.016 | [3370] Enrichment Activity Expenses | | | | 10,000 |
| | [6347] Tution Fee -Gross | 8,88,400 | | 9,70,000 | 10,40,000 | AP21.202.030 | [3384] Binding Charges | | 3,000 | 3,000 | 3,300 |
| | [6348] Tution Fee -less 100% Transfer | 93,000 | | 97,000 | 1,04,000 | | | | | | |
| AR21.202.003 | [0222] Computer Training Fee | 27,300 | 27,000 | 29,400 | 34,500 | | | | | | |
| AR21.202.004 | [0223] Identity Card Fee | 3,200 | 3,000 | 3,400 | 4,100 | | | | | | |
| | [0224] Diary Fee - Gross | | | | | | | | | | |
| | [0225] Diary Fee - Less : 100% Transfer To University | | | | | | | | | | |
| AR21.202.005 | [0226] Diary Fee - Net | | | | | | | | | | |
| | [0227] E-Suvidha Fee - Gross | 4,600 | 5,000 | 4,900 | 5,600 | | | | | | |
| | [0228] E-Suvidha - Less : 100% Transfer To University | 4,600 | 5,000 | 4,900 | 5,600 | | | | | | |
| AR21.202.006 | [0229] E-Suvidha - Net | | | | | | | | | | |
| | [0230] Students Welfare Fee - Gross | 7,000 | 6,000 | 7,400 | 8,700 | | | | | | |
| | [0231] Students Welfare Fee -Less : Transfer To University | 7,000 | 6,000 | 7,400 | 8,700 | | | | | | |
| AR21.202.007 | [0232] Students Welfare Fee - Net | | | | | | | | | | |
| | [0233] Medical Fee - Gross | 3,300 | 3,000 | 3,400 | 4,100 | | | | | | |
| | [0234] Medical Fee-Less : Transfer To University | 3,300 | 3,000 | 3,400 | 4,100 | | | | | | |
| AR21.202.008 | [0235] Medical Fee - Net | | | | | | | | | | |
| | [0236] Sports Fee - Gross | 9,300 | 15,000 | 9,800 | 11,500 | | | | | | |
| | [0237] Sports Fee -Less : Transfer To University | 9,300 | 15,000 | 9,800 | 11,500 | | | | | | |
| AR21.202.009 | [0238] Sports Fee - Net | | | | | | | | | | |
| | [0239] Disaster Management Fee - Gross | 900 | 1,000 | 1,000 | 1,200 | | | | | | |
| | [0240] Disaster Management Fee -Less : 100% Transfer To University | 900 | 1,000 | 1,000 | 1,200 | | | | | | |
| AR21.202.010 | [0241] Disaster Management Fee - Net | | | | | | | | | | |

| RECEIPTS | | | | | | EXPENDITURE | | | | | |
|--------------|--|---|------------------------------------|---|------------------------------------|--------------|-------------------------------------|---|------------------------------------|---|------------------------------------|
| ALIAS | PARTICULARS | Unaudited Figures For Year 2016 - 2017 | Budget Estimates 2017 - 2018 | Revised Budget Estimates 2017 - 2018 | Budget Estimates 2018 - 2019 | ALIAS | PARTICULARS | Unaudited Figures For Year 2016 - 2017 | Budget Estimates 2017 - 2018 | Revised Budget Estimates 2017 - 2018 | Budget Estimates 2018 - 2019 |
| AR21.202.011 | [0242] Ashwamedh/ Avishkar/ Indradhanushya Fee - Gross | 2,800 | 3,000 | 3,000 | 3,500 | | | | | | |
| | [0243] Ashwamedh/ Avishkar/ Indradhanushya Fee -Less : 100% Transfer To University | 2,800 | 3,000 | 3,000 | 3,500 | | | | | | |
| AR21.202.013 | [0244] Ashwamedh/ Avishkar/ Indradhanushya Fee - Net | | | | | | | | | | |
| | [0248] Enrolment Fee - Gross | 11,200 | 8,000 | 7,500 | 11,500 | | | | | | |
| AR21.202.014 | [0249] Enrolment Fee - Less : 100% Transfer To University | 11,200 | 8,000 | 7,500 | 11,500 | | | | | | |
| | [0250] Enrolment Fee - Net | | | | | | | | | | |
| AR21.202.018 | [0251] Examinations - Gross | 3,01,500 | 1,84,000 | 3,39,700 | 3,34,000 | | | | | | |
| | [0252] Examinations -Less :Transfer To University | 1,50,000 | 1,44,000 | 2,25,000 | 2,38,000 | | | | | | |
| AR21.202.014 | [0253] Examinations Fee- Net | 1,51,500 | 65,000 | 1,14,700 | 96,000 | | | | | | |
| | [6304] Convocation Fee - Gross | | | 9,000 | 16,900 | | | | | | |
| AR21.202.018 | [6305] Convocation Fee -Less : 100% Transfer To University | | | 9,000 | 16,900 | | | | | | |
| | [6307] Library Fee - Gross | 93,000 | 92,000 | 98,000 | 1,15,000 | | | | | | |
| AR21.202.018 | [6308] Library Fee -Less : 100% Transfer To University Library | 93,000 | 92,000 | 98,000 | 1,15,000 | | | | | | |
| | [6309] Library Fee - Net | | | | | | | | | | |
| | AR21.202 TOTAL | 9,77,400 | 8,02,000 | 10,20,500 | 10,70,600 | | AP21.202 TOTAL | 22,800 | 39,000 | 46,000 | 57,300 |
| AR21.203 | Activity Fees | | | | | AP21.203 | Examination Expenses | | | | |
| AR21.203.001 | [0260] Gymkhana Fee | 43,500 | 46,000 | 48,500 | 52,000 | AP21.203.001 | [3470] Printing | 900 | 5,500 | 5,500 | 5,500 |
| AR21.203.005 | [0264] Placement Fee | 11,000 | 11,000 | 12,000 | 22,500 | AP21.203.002 | [3471] Stationery | 6,977 | 8,000 | 8,000 | 8,000 |
| AR21.203.009 | [0268] Dissertation Fee | 5,500 | 5,500 | 6,000 | 11,300 | AP21.203.003 | [3472] Printing Of Answer Books | 10,600 | 13,000 | 13,000 | 13,000 |
| AR21.203.062 | [0321] Caution Money | 4,300 | 3,000 | 2,900 | 4,600 | AP21.203.004 | [3473] Printing Of Question Papers | | 13,000 | 10,000 | 10,000 |
| AR21.203.072 | [0331] L.C. Fee | 1,950 | 1,000 | 2,900 | 3,000 | AP21.203.006 | [3475] Examination Remuneration | 17,354 | 41,000 | 41,000 | 41,000 |
| AR21.203.096 | [0355] Insurance Fees | 2,000 | 2,000 | 2,200 | 2,500 | AP21.203.007 | [3476] Marksheet Expenses | 6,300 | 17,000 | 17,000 | 17,000 |
| | | | | | | AP21.203.013 | [3482] Paper Setting | 12,580 | 20,000 | 20,000 | 20,000 |
| | | | | | | AP21.203.021 | [3490] College Examination Expenses | 7,729 | 6,000 | 6,000 | 6,000 |
| | | | | | | AP21.203.030 | [3499] 15%administrative Charges | | | | |
| | AR21.203 TOTAL | 68,250 | 68,500 | 74,500 | 95,900 | | AP21.203 TOTAL | 62,440 | 1,23,500 | 1,20,500 | 1,20,500 |
| AR21.204 | Examination Fees | | | | | | | | | | |
| AR21.204.007 | [0377] Passing Certificate Fees | 3,300 | 3,300 | 3,600 | 6,800 | | | | | | |
| AR21.204.010 | [0380] Verification Fee | 750 | 1,000 | 1,000 | 1,000 | | | | | | |
| | AR21.204 TOTAL | 4,050 | 4,300 | 4,600 | 7,800 | | | | | | |
| AR21.207 | Other Fee | | | | | | | | | | |
| AR21.207.002 | [0412] Fine/ Miscellaneous Fee | 14,916 | 15,000 | 22,000 | 22,000 | | | | | | |
| AR21.207.003 | [0413] Magazine Fee | 4,550 | 4,600 | 4,900 | 5,800 | | | | | | |

| RECEIPTS | | | | | | EXPENDITURE | | | | | |
|--------------|---|--|------------------------------|--------------------------------------|------------------------------|--------------|--|--|------------------------------|--------------------------------------|------------------------------|
| ALIAS | PARTICULARS | Unaudited Figures For Year 2016 - 2017 | Budget Estimates 2017 - 2018 | Revised Budget Estimates 2017 - 2018 | Budget Estimates 2018 - 2019 | ALIAS | PARTICULARS | Unaudited Figures For Year 2016 - 2017 | Budget Estimates 2017 - 2018 | Revised Budget Estimates 2017 - 2018 | Budget Estimates 2018 - 2019 |
| AR21.207.007 | [0417] Project Fee | 22,000 | 22,000 | 24,000 | 45,000 | | | | | | |
| AR21.207.010 | [0420] Admission Cancellation Processing Fees | | 1,000 | 1,000 | 1,000 | | | | | | |
| | AR21.207 TOTAL | 41,466 | 42,600 | 51,900 | 73,800 | | | | | | |
| | AR21 TOTAL | 10,91,166 | 9,17,400 | 11,51,500 | 12,48,100 | | | | | | |
| | | | | | | AP21.209 | Students' Welfare , Sports & Cultural Activities Expenses | | | | |
| | | | | | | AP21.209.001 | [3550] Annual Social /Cultural | 500 | 5,500 | 10,000 | 10,000 |
| | | | | | | | AP21.209 TOTAL | 500 | 5,500 | 10,000 | 10,000 |
| | | | | | | | AP21 TOTAL | 96,240 | 1,85,000 | 1,89,500 | 2,02,100 |
| | | | | | | AP22 | Administrative & General Expenses | | | | |
| | | | | | | AP22.201 | Administrative Expenses | | | | |
| | | | | | | AP22.201.001 | [3601] Advertisement And Publicity | | 5,000 | 5,000 | 5,000 |
| | | | | | | AP22.201.002 | [3602] Printing | 8,600 | 12,000 | 10,000 | 10,000 |
| | | | | | | AP22.201.003 | [3603] Stationery | 9,900 | 10,000 | 10,000 | 10,000 |
| | | | | | | AP22.201.005 | [3605] Xeroxing Charges | 150 | 6,000 | 6,000 | 6,000 |
| | | | | | | AP22.201.007 | [3607] Telephone And Internet Charges | 8,500 | 14,000 | 14,000 | 14,000 |
| | | | | | | AP22.201.010 | [3610] Professional Charges | | | 7,000 | 7,000 |
| | | | | | | AP22.201.011 | [3611] Meeting Expenses | 1,005 | 7,500 | 7,500 | 7,500 |
| | | | | | | AP22.201.016 | [3616] Sanitary Materials | 2,700 | 5,000 | 5,000 | 5,000 |
| | | | | | | AP22.201.017 | [3617] Garden Expenditure | | 5,000 | 5,000 | 5,000 |
| | | | | | | AP22.201.022 | [3622] Bank Charges | 2,300 | 1,000 | 1,000 | 1,000 |
| | | | | | | AP22.201.023 | [3623] Miscellaneous Expenses | 400 | 6,000 | 6,000 | 6,000 |
| | | | | | | AP22.201.024 | [3624] Statutory Audit Charges | 5,000 | 5,000 | 5,000 | 5,000 |
| | | | | | | AP22.201.025 | [3625] Internal Audit Charges | 5,000 | 5,000 | 5,000 | 5,000 |
| | | | | | | AP22.201.028 | [3628] Outsourcing Account Work | | 5,000 | | 5,000 |
| | | | | | | AP22.201.038 | [3638] Administrative Expenses | | | | 60,000 |
| | | | | | | | AP22.201 TOTAL | 43,555 | 86,500 | 86,500 | 1,51,500 |
| | | | | | | AP22.202 | Travelling And Transportation Expenses | | | | |
| | | | | | | AP22.202.001 | [3645] Ta/Da Expenses Staff | 120 | 4,000 | 2,000 | 2,000 |
| | | | | | | | AP22.202 TOTAL | 120 | 4,000 | 2,000 | 2,000 |
| | | | | | | AP22.205 | Repairs And Maintenance | | | | |
| | | | | | | AP22.205.003 | [3677] Maintenance Of Electric Installation | | 5,000 | 10,000 | 10,000 |
| | | | | | | AP22.205.004 | [3678] Maintenance Of Hardwares | | 6,000 | 6,000 | 6,000 |
| | | | | | | AP22.205.012 | [3686] Maintenance Of Building | | 5,000 | 5,000 | 5,000 |
| | | | | | | AP22.205.022 | [3696] General Maintenance | | 5,000 | 5,000 | 5,000 |
| | | | | | | | AP22.205 TOTAL | | 21,000 | 26,000 | 26,000 |
| | | | | | | AP22.206 | Other Expenses | | | | |
| | | | | | | AP22.206.009 | [3718] Placement Expenses | | | | 50,000 |
| | | | | | | | AP22.206 TOTAL | | | | 50,000 |

| R E C E I P T S | | | | | | E X P E N D I T U R E | | | | | |
|-----------------|---|---|------------------------------------|---|------------------------------------|-----------------------|--|---|------------------------------------|---|------------------------------------|
| ALIAS | PARTICULARS | Unaudited Figures For Year 2016 - 2017 | Budget Estimates 2017 - 2018 | Revised Budget Estimates 2017 - 2018 | Budget Estimates 2018 - 2019 | ALIAS | PARTICULARS | Unaudited Figures For Year 2016 - 2017 | Budget Estimates 2017 - 2018 | Revised Budget Estimates 2017 - 2018 | Budget Estimates 2018 - 2019 |
| | | | | | | | AP22 TOTAL | 43,675 | 1,11,500 | 1,14,500 | 2,29,500 |
| | | | | | | AP31 | Staff Payments & Benefits | | | | |
| | | | | | | AP31.204 | Unaided Salaries (Teaching Staff) | | | | |
| | | | | | | AP31.204.001 | [3780] Pay & Allowances | 3,95,600 | 5,00,000 | 5,00,000 | 6,00,000 |
| | | | | | | | AP31.204 TOTAL | 3,95,600 | 5,00,000 | 5,00,000 | 6,00,000 |
| | | | | | | AP31.205 | Un Aided Non Teaching | | | | |
| | | | | | | AP31.205.001 | [3793] Pay & Allowances | 56,975 | 50,000 | 76,200 | |
| | | | | | | AP31.205.008 | [3807] Temp. Non Teaching Staff | 16,500 | | 38,200 | |
| | | | | | | | AP31.205 TOTAL | 73,475 | 50,000 | 1,14,400 | |
| | | | | | | | AP31 TOTAL | 4,69,075 | 5,50,000 | 6,14,400 | 6,00,000 |
| AR34 | Sale Of Publications | | | | | | | | | | |
| AR34.203 | Sale Of Prospectus & Admission Forms | | | | | | | | | | |
| AR34.203.001 | [0645] Sale Of Prospectus & Admission Forms | 15,300 | 8,000 | | | | | | | | |
| | AR34.203 TOTAL | 15,300 | 8,000 | | | | | | | | |
| | AR34 TOTAL | 15,300 | 8,000 | | | | | | | | |
| | Sector A TOTAL | 11,29,466 | 9,55,400 | 11,76,000 | 12,76,900 | | Sector A TOTAL | 6,49,990 | 9,26,500 | 9,58,400 | 11,46,600 |
| Sector D | Deposits And Advances Budget | | | | | Sector D | Deposits And Advances Budget | | | | |
| DR01 | Students Related Deposits | | | | | DP01 | Students Related Deposits | | | | |
| DR01.301 | Library Deposit | | | | | DP01.301 | Library Deposit | | | | |
| DR01.301.001 | [2105] Receipts Of Deposit | 67,500 | 67,000 | 45,000 | 69,000 | DP01.301.001 | [5291] Refund Of Deposit | 67,500 | 67,000 | 45,000 | 69,000 |
| | DR01.301 TOTAL | 67,500 | 67,000 | 45,000 | 69,000 | | DP01.301 TOTAL | 67,500 | 67,000 | 45,000 | 69,000 |
| | DR01 TOTAL | 67,500 | 67,000 | 45,000 | 69,000 | | DP01 TOTAL | 67,500 | 67,000 | 45,000 | 69,000 |
| | Sector D TOTAL | 67,500 | 67,000 | 45,000 | 69,000 | | Sector D TOTAL | 67,500 | 67,000 | 45,000 | 69,000 |
| | 5041 Aided Total | 11,96,966 | 10,22,400 | 12,21,000 | 13,45,900 | | 5041 Aided Total | 7,17,490 | 9,93,500 | 10,03,400 | 12,15,600 |

5042 - College of Home Science Pune,PG Diploma Dietetics (Unaided)

(Old Unaided Code : 2544)

| RECEIPTS | | | | | | EXPENDITURE | | | | | |
|--------------|---|---|------------------------------------|---|------------------------------------|--------------|---|---|------------------------------------|---|------------------------------------|
| ALIAS | PARTICULARS | Unaudited Figures For Year 2016 - 2017 | Budget Estimates 2017 - 2018 | Revised Budget Estimates 2017 - 2018 | Budget Estimates 2018 - 2019 | ALIAS | PARTICULARS | Unaudited Figures For Year 2016 - 2017 | Budget Estimates 2017 - 2018 | Revised Budget Estimates 2017 - 2018 | Budget Estimates 2018 - 2019 |
| Sector A | Capital And Revenue Receipt / Expenditure Budget | | | | | Sector A | Capital And Revenue Receipt / Expenditure Budget | | | | |
| AR10 | Other Development Receipts | | | | | | | | | | |
| AR10.101 | Development Fees | | | | | | | | | | |
| AR10.101.001 | [0111] Development Fees From Student - Institute Share | | 30,000 | 4,000 | 5,000 | | | | | | |
| | [0112] Development Fees From Student- University Share | | | 4,000 | 5,000 | | | | | | |
| | [0113] Development Fee | | | 8,000 | 10,000 | | | | | | |
| | AR10.101 TOTAL | | 30,000 | 4,000 | 5,000 | | | | | | |
| | AR10 TOTAL | | 30,000 | 4,000 | 5,000 | | | | | | |
| AR21 | Fees From Students & Colleges | | | | | AP21 | Academic & Activity Expenses | | | | |
| AR21.201 | Academic Receipts - University | | | | | | | | | | |
| | [6370] Alumni Fee - Gross | | | 1,600 | 2,000 | | | | | | |
| AR21.201.028 | [0211] Subject Association Fee Net | | | 800 | 1,000 | | | | | | |
| | [6374] Subject Association Fees - Gross | | | | | | | | | | |
| | AR21.201 TOTAL | | | 800 | 1,000 | | | | | | |
| AR21.202 | Academic Receipts -Institution | | | | | AP21.202 | Activity Expenses | | | | |
| AR21.202.001 | [0220] Admission Fee | | 7,500 | 8,500 | 10,600 | AP21.202.029 | [3383] Material For Daily Practices Expenses | | 10,000 | 9,000 | 15,000 |
| AR21.202.002 | [0221] Tuition Fee | | 2,70,000 | 3,20,000 | 4,00,000 | | | | | | |
| AR21.202.004 | [0223] Identity Card Fee | | | 600 | 700 | | | | | | |
| | [0224] Diary Fee - Gross | | 750 | | | | | | | | |
| | [0225] Diary Fee - Less : 100% Transfer To University | | 750 | | | | | | | | |
| AR21.202.005 | [0226] Diary Fee - Net | | | 800 | 1,000 | | | | | | |
| | [0227] E-Suvidha Fee - Gross | | | 800 | 1,000 | | | | | | |
| | [0228] E-Suvidha - Less : 100% Transfer To University | | | 800 | 1,000 | | | | | | |
| AR21.202.006 | [0229] E-Suvidha - Net | | | | | | | | | | |
| | [0230] Students Welfare Fee - Gross | | 1,125 | 1,200 | 1,500 | | | | | | |
| | [0231] Students Welfare Fee -Less : Transfer To University | | 1,125 | 1,200 | 1,500 | | | | | | |
| AR21.202.007 | [0232] Students Welfare Fee - Net | | | | | | | | | | |
| | [0233] Medical Fee - Gross | | 750 | 600 | 700 | | | | | | |
| | [0234] Medical Fee-Less : Transfer To University | | | 600 | 700 | | | | | | |
| AR21.202.008 | [0235] Medical Fee - Net | | | | | | | | | | |

| RECEIPTS | | | | | | EXPENDITURE | | | | | |
|--------------|--|--|------------------------------|--------------------------------------|------------------------------|-------------|-------------|--|------------------------------|--------------------------------------|------------------------------|
| ALIAS | PARTICULARS | Unaudited Figures For Year 2016 - 2017 | Budget Estimates 2017 - 2018 | Revised Budget Estimates 2017 - 2018 | Budget Estimates 2018 - 2019 | ALIAS | PARTICULARS | Unaudited Figures For Year 2016 - 2017 | Budget Estimates 2017 - 2018 | Revised Budget Estimates 2017 - 2018 | Budget Estimates 2018 - 2019 |
| AR21.202.009 | [0236] Sports Fee - Gross | | 750 | 1,600 | 2,000 | | | | | | |
| | [0237] Sports Fee -Less : Transfer To University | | 750 | 1,600 | 2,000 | | | | | | |
| | [0238] Sports Fee - Net | | | | | | | | | | |
| AR21.202.010 | [0239] Disaster Management Fee - Gross | | 150 | 160 | 200 | | | | | | |
| | [0240] Disaster Management Fee -Less : 100% Transfer To University | | 150 | 160 | 200 | | | | | | |
| | [0241] Disaster Management Fee - Net | | | | | | | | | | |
| AR21.202.011 | [0242] Ashwamedh/ Avishkar/ Indradhanushya Fee - Gross | | 450 | 480 | 600 | | | | | | |
| | [0243] Ashwamedh/ Avishkar/ Indradhanushya Fee -Less : 100% Transfer To University | | 450 | 480 | 600 | | | | | | |
| | [0244] Ashwamedh/ Avishkar/ Indradhanushya Fee - Net | | | | | | | | | | |
| AR21.202.012 | [0245] Eligibility Fee -Gross | | 3,750 | | | | | | | | |
| | [0246] Eligibility Fee -Less : 100% Transfer To University | | 3,750 | | | | | | | | |
| | [0247] Eligibility Fee -Net | | | | | | | | | | |
| AR21.202.013 | [0248] Enrolment Fee - Gross | | 3,750 | 4,000 | 5,000 | | | | | | |
| | [0249] Enrolment Fee - Less : 100% Transfer To University | | 3,750 | 4,000 | 5,000 | | | | | | |
| | [0250] Enrolment Fee - Net | | | | | | | | | | |
| AR21.202.014 | [0251] Examinations - Gross | | 12,000 | 25,600 | 32,000 | | | | | | |
| | [0252] Examinations -Less :Transfer To University | | 12,000 | 25,600 | 32,000 | | | | | | |
| | [0253] Examinations Fee- Net | | | | | | | | | | |
| AR21.202.015 | [0254] Practical Examination Fees - Gross | | 5,250 | 11,200 | 14,000 | | | | | | |
| | [6300] Practical Examinations Fee-Less : Transfer To University | | | 11,200 | 14,000 | | | | | | |
| | [6301] Practical Examinations Fee - Net | | | | | | | | | | |
| AR21.202.017 | [6304] Convocation Fee - Gross | | 6,750 | 7,200 | 9,000 | | | | | | |
| | [6305] Convocation Fee -Less : 100% Transfer To University | | 6,750 | 7,200 | 9,000 | | | | | | |
| | [6306] Convocation Fee - Net | | | | | | | | | | |
| AR21.202.018 | [6307] Library Fee - Gross | | 15,000 | 16,000 | 20,000 | | | | | | |
| | [6308] Library Fee -Less : 100% Transfer To University Library | | 15,000 | 16,000 | 20,000 | | | | | | |
| | [6309] Library Fee - Net | | | | | | | | | | |
| AR21.202.023 | [6318] Passing Certificate Fee - Gross | | | 2,400 | 3,000 | | | | | | |
| | [6319] Passing Certificate Fee -Less : 100% Transfer To University | | | 2,400 | 3,000 | | | | | | |
| | [6320] Passing Certificate Fee | | | | | | | | | | |

| RECEIPTS | | | | | | EXPENDITURE | | | | | |
|--------------|-----------------------------------|--|------------------------------|--------------------------------------|------------------------------|--------------|--|--|------------------------------|--------------------------------------|------------------------------|
| ALIAS | PARTICULARS | Unaudited Figures For Year 2016 - 2017 | Budget Estimates 2017 - 2018 | Revised Budget Estimates 2017 - 2018 | Budget Estimates 2018 - 2019 | ALIAS | PARTICULARS | Unaudited Figures For Year 2016 - 2017 | Budget Estimates 2017 - 2018 | Revised Budget Estimates 2017 - 2018 | Budget Estimates 2018 - 2019 |
| | AR21.202 TOTAL | | 2,77,500 | 3,29,100 | 4,11,300 | | AP21.202 TOTAL | | 10,000 | 9,000 | 15,000 |
| AR21.203 | Activity Fees | | | | | | | | | | |
| AR21.203.001 | [0260] Gymkhana Fee | | 15,000 | 8,000 | 10,000 | | | | | | |
| AR21.203.002 | [0261] Laboratory Fee | | | 1,60,000 | 2,00,000 | | | | | | |
| AR21.203.005 | [0264] Placement Fee | | | 8,000 | 10,000 | | | | | | |
| AR21.203.056 | [0315] Computer Fees | | 9,000 | 40,800 | 51,000 | | | | | | |
| AR21.203.059 | [0318] Miscellaneous For Gymkhana | | 1,800 | 2,400 | 3,000 | | | | | | |
| AR21.203.096 | [0355] Insurance Fees | | | 400 | 500 | | | | | | |
| | AR21.203 TOTAL | | 25,800 | 2,19,600 | 2,74,500 | | | | | | |
| AR21.207 | Other Fee | | | | | | | | | | |
| AR21.207.003 | [0413] Magazine Fee | | | 800 | 1,000 | | | | | | |
| AR21.207.004 | [0414] Co Curricular Fee | | | 3,200 | 4,000 | | | | | | |
| AR21.207.014 | [0424] Other Fees / Other Income | | | 4,000 | 5,000 | | | | | | |
| | AR21.207 TOTAL | | | 8,000 | 10,000 | | | | | | |
| | | | | | | AP21.208 | Library Expenses | | | | |
| | | | | | | AP21.208.004 | [3541] News Paper , Periodicals | | 5,000 | 1,000 | 1,000 |
| | | | | | | | AP21.208 TOTAL | | 5,000 | 1,000 | 1,000 |
| | | | | | | AP21.209 | Students' Welfare , Sports & Cultural Activities Expenses | | | | |
| | | | | | | AP21.209.013 | [3562] Workshops & Seminars Expenses | | 7,000 | 2,000 | 10,000 |
| | | | | | | | AP21.209 TOTAL | | 7,000 | 2,000 | 10,000 |
| AR21.210 | Ph. D. Fee | | | | | | | | | | |
| | [6361] Laboratory Deposit -Gross | | 1,50,000 | | | | | | | | |
| | AR21.210 TOTAL | | | | | | | | | | |
| | AR21 TOTAL | | 3,03,300 | 5,57,500 | 6,96,800 | | AP21 TOTAL | | 22,000 | 12,000 | 26,000 |
| | | | | | | AP22 | Administrative & General Expenses | | | | |
| | | | | | | AP22.201 | Administrative Expenses | | | | |
| | | | | | | AP22.201.002 | [3602] Printing | | 1,000 | 1,000 | 2,000 |
| | | | | | | AP22.201.003 | [3603] Stationery | | 2,000 | 1,943 | 3,000 |
| | | | | | | AP22.201.007 | [3607] Telephone And Internet Charges | | | 2,117 | 5,000 |
| | | | | | | AP22.201.008 | [3608] Postage , Telegram & Courier Charges | | 2,000 | 2,000 | 2,000 |
| | | | | | | AP22.201.023 | [3623] Miscellaneous Expenses | | 5,000 | 5,000 | 5,000 |
| | | | | | | AP22.201.024 | [3624] Statutory Audit Charges | | 5,000 | 5,000 | 5,000 |
| | | | | | | AP22.201.025 | [3625] Internal Audit Charges | | 5,000 | 5,000 | 5,000 |
| | | | | | | AP22.201.028 | [3628] Outsourcing Account Work | | | | 20,000 |
| | | | | | | | AP22.201 TOTAL | | 20,000 | 22,060 | 47,000 |
| | | | | | | AP22.202 | Travelling And Transportation Expenses | | | | |
| | | | | | | AP22.202.001 | [3645] Ta/Da Expenses Staff | | 1,100 | 1,000 | 6,000 |

| RECEIPTS | | | | | | EXPENDITURE | | | | | |
|--------------|-------------------------------------|---|------------------------------------|---|------------------------------------|--------------|---|---|------------------------------------|---|------------------------------------|
| ALIAS | PARTICULARS | Unaudited Figures For Year 2016 - 2017 | Budget Estimates 2017 - 2018 | Revised Budget Estimates 2017 - 2018 | Budget Estimates 2018 - 2019 | ALIAS | PARTICULARS | Unaudited Figures For Year 2016 - 2017 | Budget Estimates 2017 - 2018 | Revised Budget Estimates 2017 - 2018 | Budget Estimates 2018 - 2019 |
| | | | | | | | AP22.202 TOTAL | | 1,100 | 1,000 | 6,000 |
| | | | | | | AP22.205 | Repairs And Maintenance | | | | |
| | | | | | | AP22.205.001 | [3675] Maintenance Of Office Equipments | | 5,000 | 5,400 | 25,000 |
| | | | | | | AP22.205.002 | [3676] Maintenance Of Furniture & Fixture | | 5,000 | 33,770 | 30,000 |
| | | | | | | AP22.205.012 | [3686] Maintenance Of Building | | 5,000 | 5,000 | 5,000 |
| | | | | | | | AP22.205 TOTAL | | 15,000 | 44,170 | 60,000 |
| | | | | | | | AP22 TOTAL | | 36,100 | 67,230 | 1,13,000 |
| | | | | | | AP31 | Staff Payments & Benefits | | | | |
| | | | | | | AP31.202 | Aided Non Teaching | | | | |
| | | | | | | AP31.202.008 | [3767] Temporary Non Teaching Staff | | | | 90,000 |
| | | | | | | | AP31.202 TOTAL | | | | 90,000 |
| | | | | | | AP31.204 | Unaided Salaries (Teaching Staff) | | | | |
| | | | | | | AP31.204.006 | [3785] Visiting Faculty Teaching | | 2,75,000 | 2,75,000 | 4,03,000 |
| | | | | | | | AP31.204 TOTAL | | 2,75,000 | 2,75,000 | 4,03,000 |
| | | | | | | | AP31 TOTAL | | 2,75,000 | 2,75,000 | 4,93,000 |
| | Sector A TOTAL | | 3,33,300 | 5,61,500 | 7,01,800 | | Sector A TOTAL | | 3,33,100 | 3,54,230 | 6,32,000 |
| Sector D | Deposits And Advances Budget | | | | | Sector D | Deposits And Advances Budget | | | | |
| DR01 | Students Related Deposits | | | | | DP01 | Students Related Deposits | | | | |
| DR01.301 | Library Deposit | | | | | DP01.301 | Library Deposit | | | | |
| DR01.301.001 | [2105] Receipts Of Deposit | | | 24,000 | 30,000 | DP01.301.002 | [5292] Transfer To Library | | | 24,000 | 30,000 |
| | DR01.301 TOTAL | | | 24,000 | 30,000 | | DP01.301 TOTAL | | | 24,000 | 30,000 |
| | DR01 TOTAL | | | 24,000 | 30,000 | | DP01 TOTAL | | | 24,000 | 30,000 |
| | Sector D TOTAL | | | 24,000 | 30,000 | | Sector D TOTAL | | | 24,000 | 30,000 |
| | 5042 Aided Total | | 3,33,300 | 5,85,500 | 7,31,800 | | 5042 Aided Total | | 3,33,100 | 3,78,230 | 6,62,000 |

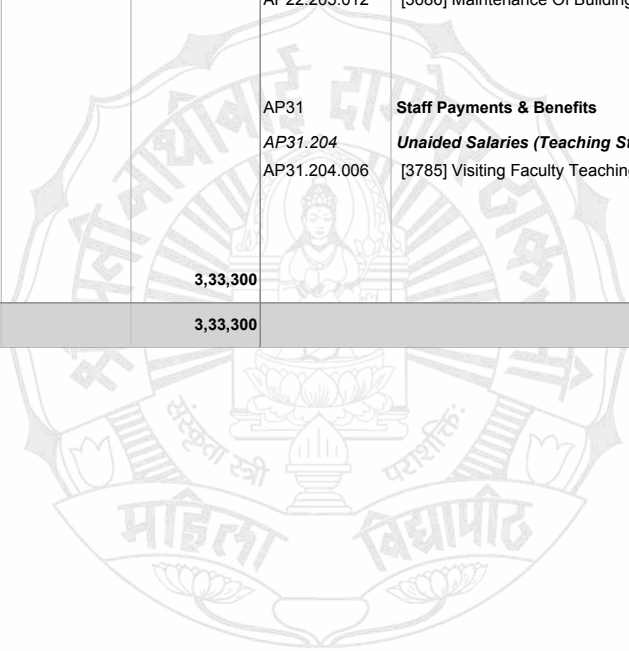
5043 - College of Home Science, Diploma In Sports Science, Fitness And Nutrition -Pune (Unaided)

(Old Unaided Code : 2545)

| RECEIPTS | | | | | | EXPENDITURE | | | | | |
|--------------|--|---|------------------------------------|---|------------------------------------|--------------|---|---|------------------------------------|---|------------------------------------|
| ALIAS | PARTICULARS | Unaudited Figures For Year 2016 - 2017 | Budget Estimates 2017 - 2018 | Revised Budget Estimates 2017 - 2018 | Budget Estimates 2018 - 2019 | ALIAS | PARTICULARS | Unaudited Figures For Year 2016 - 2017 | Budget Estimates 2017 - 2018 | Revised Budget Estimates 2017 - 2018 | Budget Estimates 2018 - 2019 |
| Sector A | Capital And Revenue Receipt / Expenditure Budget | | | | | Sector A | Capital And Revenue Receipt / Expenditure Budget | | | | |
| AR10 | Other Development Receipts | | | | | | | | | | |
| AR10.101 | Development Fees | | | | | | | | | | |
| AR10.101.001 | [0111] Development Fees From Student - Institute Share | | 30,000 | | 30,000 | | | | | | |
| | AR10.101 TOTAL | | 30,000 | | 30,000 | | | | | | |
| | AR10 TOTAL | | 30,000 | | 30,000 | | | | | | |
| AR21 | Fees From Students & Colleges | | | | | AP21 | Academic & Activity Expenses | | | | |
| AR21.202 | Academic Receipts -Institution | | | | | AP21.202 | Activity Expenses | | | | |
| AR21.202.001 | [0220] Admission Fee | | 7,500 | | 7,500 | AP21.202.029 | [3383] Material For Daily Practices Expenses | | 10,000 | | 10,000 |
| AR21.202.002 | [0221] Tuition Fee | | 2,70,000 | | 2,70,000 | | | | | | |
| | [0224] Diary Fee - Gross | | 750 | | 750 | | | | | | |
| | [0225] Diary Fee - Less : 100% Transfer To University | | 750 | | 750 | | | | | | |
| AR21.202.005 | [0226] Diary Fee - Net | | | | | | | | | | |
| | [0230] Students Welfare Fee - Gross | | 1,125 | | 1,125 | | | | | | |
| | [0231] Students Welfare Fee -Less : Transfer To University | | 1,125 | | 1,125 | | | | | | |
| AR21.202.007 | [0232] Students Welfare Fee - Net | | | | | | | | | | |
| | [0233] Medical Fee - Gross | | 750 | | 750 | | | | | | |
| | [0236] Sports Fee - Gross | | 750 | | 750 | | | | | | |
| | [0237] Sports Fee -Less : Transfer To University | | 750 | | 750 | | | | | | |
| AR21.202.009 | [0238] Sports Fee - Net | | | | | | | | | | |
| | [0239] Disaster Management Fee - Gross | | 150 | | 150 | | | | | | |
| | [0240] Disaster Management Fee -Less : 100% Transfer To University | | 150 | | 150 | | | | | | |
| AR21.202.010 | [0241] Disaster Management Fee - Net | | | | | | | | | | |
| | [0242] Ashwamedh/ Avishkar/ Indradhanushya Fee - Gross | | 450 | | 450 | | | | | | |
| | [0243] Ashwamedh/ Avishkar/ Indradhanushya Fee -Less : 100% Transfer To University | | 450 | | 450 | | | | | | |
| AR21.202.011 | [0244] Ashwamedh/ Avishkar/ Indradhanushya Fee - Net | | | | | | | | | | |
| | [0245] Eligibility Fee -Gross | | 3,750 | | 3,750 | | | | | | |

| RECEIPTS | | | | | | EXPENDITURE | | | | | |
|--------------|--|--|------------------------------|--------------------------------------|------------------------------|--------------|--|--|------------------------------|--------------------------------------|------------------------------|
| ALIAS | PARTICULARS | Unaudited Figures For Year 2016 - 2017 | Budget Estimates 2017 - 2018 | Revised Budget Estimates 2017 - 2018 | Budget Estimates 2018 - 2019 | ALIAS | PARTICULARS | Unaudited Figures For Year 2016 - 2017 | Budget Estimates 2017 - 2018 | Revised Budget Estimates 2017 - 2018 | Budget Estimates 2018 - 2019 |
| AR21.202.012 | [0246] Eligibility Fee -Less : 100% Transfer To University | | 3,750 | | 3,750 | | | | | | |
| | [0247] Eligibility Fee -Net | | | | | | | | | | |
| | [0248] Enrolment Fee - Gross | | 3,750 | | 3,750 | | | | | | |
| AR21.202.013 | [0249] Enrolment Fee - Less : 100% Transfer To University | | 3,750 | | 3,750 | | | | | | |
| | [0250] Enrolment Fee - Net | | | | | | | | | | |
| | [0251] Examinations - Gross | | 12,000 | | 12,000 | | | | | | |
| AR21.202.014 | [0252] Examinations -Less :Transfer To University | | 12,000 | | 12,000 | | | | | | |
| | [0253] Examinations Fee- Net | | | | | | | | | | |
| AR21.202.015 | [0254] Practical Examination Fees - Gross | | 5,250 | | 5,250 | | | | | | |
| | [6301] Practical Examinations Fee - Net | | | | | | | | | | |
| | [6304] Convocation Fee - Gross | | 6,750 | | 6,750 | | | | | | |
| AR21.202.017 | [6305] Convocation Fee -Less : 100% Transfer To University | | 6,750 | | 6,750 | | | | | | |
| | [6306] Convocation Fee - Net | | | | | | | | | | |
| | [6307] Library Fee - Gross | | 15,000 | | 15,000 | | | | | | |
| AR21.202.018 | [6308] Library Fee -Less : 100% Transfer To University Library | | 15,000 | | 15,000 | | | | | | |
| | [6309] Library Fee - Net | | | | | | | | | | |
| | AR21.202 TOTAL | | 2,77,500 | | 2,77,500 | | AP21.202 TOTAL | | 10,000 | | 10,000 |
| AR21.203 | Activity Fees | | | | | | | | | | |
| AR21.203.001 | [0260] Gymkhana Fee | | 15,000 | | 15,000 | | | | | | |
| AR21.203.056 | [0315] Computer Fees | | 9,000 | | 9,000 | | | | | | |
| AR21.203.059 | [0318] Miscellaneous For Gymkhana | | 1,800 | | 1,800 | | | | | | |
| | AR21.203 TOTAL | | 25,800 | | 25,800 | | | | | | |
| | | | | | | AP21.209 | Students' Welfare , Sports & Cultural Activities Expenses | | | | |
| | | | | | | AP21.209.013 | [3562] Workshops & Seminars Expenses | | 10,000 | | 10,000 |
| | | | | | | | AP21.209 TOTAL | | 10,000 | | 10,000 |
| AR21.210 | Ph. D. Fee | | | | | | | | | | |
| | [6361] Laboratory Deposit -Gross | | 1,50,000 | | 1,50,000 | | | | | | |
| | AR21.210 TOTAL | | | | | | | | | | |
| | AR21 TOTAL | | 3,03,300 | | 3,03,300 | | AP21 TOTAL | | 20,000 | | 20,000 |
| | | | | | | AP22 | Administrative & General Expenses | | | | |
| | | | | | | AP22.201 | Administrative Expenses | | | | |
| | | | | | | AP22.201.002 | [3602] Printing | | 5,000 | | 5,000 |
| | | | | | | AP22.201.003 | [3603] Stationery | | 2,000 | | 2,000 |
| | | | | | | AP22.201.008 | [3608] Postage , Telegram & Courier Charges | | 2,000 | | 2,000 |

| RECEIPTS | | | | | | EXPENDITURE | | | | | |
|----------|-------------|---|------------------------------------|---|------------------------------------|--------------|---|---|------------------------------------|---|------------------------------------|
| ALIAS | PARTICULARS | Unaudited Figures For Year 2016 - 2017 | Budget Estimates 2017 - 2018 | Revised Budget Estimates 2017 - 2018 | Budget Estimates 2018 - 2019 | ALIAS | PARTICULARS | Unaudited Figures For Year 2016 - 2017 | Budget Estimates 2017 - 2018 | Revised Budget Estimates 2017 - 2018 | Budget Estimates 2018 - 2019 |
| | | | | | | AP22.201.023 | [3623] Miscellaneous Expenses | | 2,000 | | 2,000 |
| | | | | | | AP22.201.024 | [3624] Statutory Audit Charges | | 5,000 | | 5,000 |
| | | | | | | AP22.201.025 | [3625] Internal Audit Charges | | 5,000 | | 5,000 |
| | | | | | | | AP22.201 TOTAL | | 21,000 | | 21,000 |
| | | | | | | AP22.202 | Travelling And Transportation Expenses | | | | |
| | | | | | | AP22.202.001 | [3645] Ta/Da Expenses Staff | | 5,000 | | 5,000 |
| | | | | | | | AP22.202 TOTAL | | 5,000 | | 5,000 |
| | | | | | | AP22.205 | Repairs And Maintenance | | | | |
| | | | | | | AP22.205.001 | [3675] Maintenance Of Office Equipments | | 5,000 | | 5,000 |
| | | | | | | AP22.205.002 | [3676] Maintenance Of Furniture & Fixture | | 5,000 | | 5,000 |
| | | | | | | AP22.205.012 | [3686] Maintenance Of Building | | 5,000 | | 5,000 |
| | | | | | | | AP22.205 TOTAL | | 15,000 | | 15,000 |
| | | | | | | | AP22 TOTAL | | 41,000 | | 41,000 |
| | | | | | | AP31 | Staff Payments & Benefits | | | | |
| | | | | | | AP31.204 | Unaided Salaries (Teaching Staff) | | | | |
| | | | | | | AP31.204.006 | [3785] Visiting Faculty Teaching | | 2,72,000 | | 2,72,000 |
| | | | | | | | AP31.204 TOTAL | | 2,72,000 | | 2,72,000 |
| | | | | | | | AP31 TOTAL | | 2,72,000 | | 2,72,000 |
| | | | | | | | Sector A TOTAL | | 3,33,000 | | 3,33,000 |
| | | | | | | | 5043 Aided Total | | 3,33,000 | | 3,33,000 |
| | | | | | | | Sector A TOTAL | | 3,33,000 | | 3,33,000 |
| | | | | | | | 5043 Aided Total | | 3,33,000 | | 3,33,000 |




5045 - Post Graduate Department of Education, Pune, Unadied (M.Ed.) (Unaided)

(Old Unaided Code : 2546)

| RECEIPTS | | | | | | EXPENDITURE | | | | | |
|--------------|---|---|------------------------------------|---|------------------------------------|--------------|---|---|------------------------------------|---|------------------------------------|
| ALIAS | PARTICULARS | Unaudited Figures For Year 2016 - 2017 | Budget Estimates 2017 - 2018 | Revised Budget Estimates 2017 - 2018 | Budget Estimates 2018 - 2019 | ALIAS | PARTICULARS | Unaudited Figures For Year 2016 - 2017 | Budget Estimates 2017 - 2018 | Revised Budget Estimates 2017 - 2018 | Budget Estimates 2018 - 2019 |
| Sector A | Capital And Revenue Receipt / Expenditure Budget | | | | | Sector A | Capital And Revenue Receipt / Expenditure Budget | | | | |
| | | | | | | AP03 | Furniture & Fixtures | | | | |
| | | | | | | AP03.101 | Purchase Of Furniture & Fixtures | | | | |
| | | | | | | AP03.101.001 | [3065] Purchase Of Furniture | 5,000 | 10,000 | | |
| | | | | | | | AP03.101 TOTAL | 5,000 | 10,000 | | |
| | | | | | | | AP03 TOTAL | 5,000 | 10,000 | | |
| | | | | | | AP04 | Equipments | | | | |
| | | | | | | AP04.101 | Purchase Of Equipments | | | | |
| | | | | | | AP04.101.007 | [3091] Purchase Of Envertor | | | | |
| | | | | | | AP04.101.011 | [3095] Purchase Of Xerox Machine | | | | |
| | | | | | | | AP04.101 TOTAL | | | | |
| | | | | | | | AP04 TOTAL | | | | |
| | | | | | | AP07 | Books & Journals | | | | |
| | | | | | | AP07.101 | Purchase Of Books & Journals | | | | |
| | | | | | | AP07.101.001 | [3155] Purchase Of Books & Journals | 3,000 | 4,000 | | |
| | | | | | | | AP07.101 TOTAL | 3,000 | 4,000 | | |
| | | | | | | | AP07 TOTAL | 3,000 | 4,000 | | |
| | | | | | | AP08 | Software & Development | | | | |
| | | | | | | AP08.101 | Purchase Of Software | | | | |
| | | | | | | AP08.101.005 | [3174] Purchase Of Software | | | | |
| | | | | | | | AP08.101 TOTAL | | | | |
| | | | | | | | AP08 TOTAL | | | | |
| | | | | | | AP09 | Hardware & Peripherals | | | | |
| | | | | | | AP09.101 | Development Exp. | | | | |
| | | | | | | AP09.101.001 | [3200] Purchase Of Computer | 63,000 | | | |
| | | | | | | AP09.101.002 | [3201] Purchase Of Hardware | 25,000 | 10,000 | | |
| | | | | | | | AP09.101 TOTAL | 88,000 | 10,000 | | |
| | | | | | | | AP09 TOTAL | 88,000 | 10,000 | | |
| AR10 | Other Development Receipts | | | | | | | | | | |
| AR10.101 | Development Fees | | | | | | | | | | |
| AR10.101.001 | [0111] Development Fees From Student - Institute Share | | | | | | | | | | |

| RECEIPTS | | | | | | EXPENDITURE | | | | | |
|--------------|--|--|------------------------------|--------------------------------------|------------------------------|--------------|---|--|------------------------------|--------------------------------------|------------------------------|
| ALIAS | PARTICULARS | Unaudited Figures For Year 2016 - 2017 | Budget Estimates 2017 - 2018 | Revised Budget Estimates 2017 - 2018 | Budget Estimates 2018 - 2019 | ALIAS | PARTICULARS | Unaudited Figures For Year 2016 - 2017 | Budget Estimates 2017 - 2018 | Revised Budget Estimates 2017 - 2018 | Budget Estimates 2018 - 2019 |
| | [0112] Development Fees From Student-University Share | | | | | | | | | | |
| | AR10.101 TOTAL | | | | | | | | | | |
| AR10.102 | Available Unspent Balance Uptill Previous Year | | | | | | | | | | |
| AR10.102.001 | [0120] Available Unspent Balance | | | | | | | | | | |
| | AR10.102 TOTAL | | | | | | | | | | |
| | AR10 TOTAL | | | | | | | | | | |
| AR21 | Fees From Students & Colleges | | | | | AP21 | Academic & Activity Expenses | | | | |
| AR21.201 | Academic Receipts - University | | | | | AP21.201 | Academic Expenses | | | | |
| AR21.201.010 | [0202] Disaster Management Fee - Net | | | | | AP21.201.004 | [3328] Student Welfare Expenses/ Student Council Expenses | 1,500 | 2,000 | | |
| AR21.201.031 | [0214] Late Fees - Provisional Eligibility | | | | | AP21.201.005 | [3329] Laboratory Expenses | 2,000 | 2,000 | | |
| | AR21.201 TOTAL | | | | | | AP21.201 TOTAL | 3,500 | 4,000 | | |
| AR21.202 | Academic Receipts -Institution | | | | | AP21.202 | Activity Expenses | | | | |
| AR21.202.001 | [0220] Admission Fee | | | | | AP21.202.001 | [3355] Gymkhana Expenses | 6,400 | 7,000 | | |
| AR21.202.002 | [0221] Tuition Fee | 5,500 | | | | AP21.202.006 | [3360] Computer Lab Expenses | 6,500 | 7,000 | | |
| AR21.202.003 | [0222] Computer Training Fee | | | | | AP21.202.019 | [3373] Teaching Aid & Accessories Expenses | 5,000 | 5,000 | | |
| AR21.202.004 | [0223] Identity Card Fee | 100 | | | | | | | | | |
| | [0224] Diary Fee - Gross | | | | | | | | | | |
| | [0225] Diary Fee - Less : 100% Transfer To University | | | | | | | | | | |
| AR21.202.005 | [0226] Diary Fee - Net | | | | | | | | | | |
| | [0227] E-Suvidha Fee - Gross | | | | | | | | | | |
| | [0228] E-Suvidha - Less : 100% Transfer To University | | | | | | | | | | |
| AR21.202.006 | [0229] E-Suvidha - Net | | | | | | | | | | |
| | [0230] Students Welfare Fee - Gross | | | | | | | | | | |
| | [0231] Students Welfare Fee -Less : Transfer To University | | | | | | | | | | |
| AR21.202.007 | [0232] Students Welfare Fee - Net | | | | | | | | | | |
| | [0233] Medical Fee - Gross | | | | | | | | | | |
| | [0234] Medical Fee-Less : Transfer To University | | | | | | | | | | |
| AR21.202.008 | [0235] Medical Fee - Net | | | | | | | | | | |
| | [0236] Sports Fee - Gross | | | | | | | | | | |
| | [0237] Sports Fee -Less : Transfer To University | | | | | | | | | | |
| AR21.202.009 | [0238] Sports Fee - Net | | | | | | | | | | |
| | [0239] Disaster Management Fee - Gross | | | | | | | | | | |

| RECEIPTS | | | | | | EXPENDITURE | | | | | |
|--------------|---|--|------------------------------|--------------------------------------|------------------------------|-------------|-------------|--|------------------------------|--------------------------------------|------------------------------|
| ALIAS | PARTICULARS | Unaudited Figures For Year 2016 - 2017 | Budget Estimates 2017 - 2018 | Revised Budget Estimates 2017 - 2018 | Budget Estimates 2018 - 2019 | ALIAS | PARTICULARS | Unaudited Figures For Year 2016 - 2017 | Budget Estimates 2017 - 2018 | Revised Budget Estimates 2017 - 2018 | Budget Estimates 2018 - 2019 |
| AR21.202.010 | [0240] Disaster Management Fee -Less : 100% Transfer To University [0241] Disaster Management Fee - Net | | | | | | | | | | |
| AR21.202.011 | [0242] Ashwamedh/ Avishkar/ Indradhanushya Fee - Gross [0243] Ashwamedh/ Avishkar/ Indradhanushya Fee -Less : 100% Transfer To University [0244] Ashwamedh/ Avishkar/ Indradhanushya Fee - Net [0245] Eligibility Fee -Gross [0246] Eligibility Fee -Less : 100% Transfer To University | | | | | | | | | | |
| AR21.202.012 | [0247] Eligibility Fee -Net [0248] Enrolment Fee - Gross [0249] Enrolment Fee - Less : 100% Transfer To University | | | | | | | | | | |
| AR21.202.013 | [0250] Enrolment Fee - Net [0251] Examinations - Gross [0252] Examinations -Less :Transfer To University | | | | | | | | | | |
| AR21.202.014 | [0253] Examinations Fee- Net [0254] Practical Examination Fees - Gross [6300] Practical Examinations Fee-Less : Transfer To University | | | | | | | | | | |
| AR21.202.015 | [6301] Practical Examinations Fee - Net [6302] Other Examination Fee - Gross [6340] Other Examination Fee -Less : Transfer To University | | | | | | | | | | |
| AR21.202.016 | [6303] Other Examinations Fee - Net [6304] Convocation Fee - Gross [6305] Convocation Fee -Less : 100% Transfer To University | 4,425 | | | | | | | | | |
| AR21.202.017 | [6306] Convocation Fee - Net [6307] Library Fee - Gross [6308] Library Fee -Less : 100% Transfer To University Library | | | | | | | | | | |
| AR21.202.018 | [6309] Library Fee - Net | | | | | | | | | | |
| AR21.202.019 | [6312] College Library Fee - - Net | | | | | | | | | | |
| AR21.202.023 | [6320] Passing Certificate Fee [6321] Dissertation Fee - Gross [6322] Dissertation Fee -Less : 100% Transfer To University | | | | | | | | | | |



| RECEIPTS | | | | | | EXPENDITURE | | | | | |
|--------------|---|--|------------------------------|--------------------------------------|------------------------------|--------------|--|--|------------------------------|--------------------------------------|------------------------------|
| ALIAS | PARTICULARS | Unaudited Figures For Year 2016 - 2017 | Budget Estimates 2017 - 2018 | Revised Budget Estimates 2017 - 2018 | Budget Estimates 2018 - 2019 | ALIAS | PARTICULARS | Unaudited Figures For Year 2016 - 2017 | Budget Estimates 2017 - 2018 | Revised Budget Estimates 2017 - 2018 | Budget Estimates 2018 - 2019 |
| AR21.202.024 | [6323] Dissertation Fee - Net | | | | | | | | | | |
| AR21.202.026 | [6329] Association Fee - Net | | | | | | | | | | |
| | AR21.202 TOTAL | 5,600 | | | | | AP21.202 TOTAL | 17,900 | 19,000 | | |
| AR21.203 | Activity Fees | | | | | AP21.203 | Examination Expenses | | | | |
| AR21.203.001 | [0260] Gymkhana Fee | | | | | AP21.203.001 | [3470] Printing | 402 | 3,000 | | |
| AR21.203.002 | [0261] Laboratory Fee | 1,000 | | | | AP21.203.002 | [3471] Stationery | 400 | 3,000 | | |
| AR21.203.004 | [0263] Internship Fee | | | | | AP21.203.006 | [3475] Examination Remuneration | 6,000 | 6,000 | | |
| AR21.203.012 | [0271] Registration Fee | | | | | AP21.203.024 | [3493] M.Ed Remuneration Expenses | | | | |
| AR21.203.023 | [0282] Department Activity Fee | 12,000 | | | | | | | | | |
| AR21.203.041 | [0300] Teaching Aid & Accessories Fee | | | | | | | | | | |
| AR21.203.051 | [0310] Marksheet Fees | | | | | | | | | | |
| AR21.203.052 | [0311] Seminar & Workshop Fees | | | | | | | | | | |
| AR21.203.055 | [0314] Computer Lab Fees | | | | | | | | | | |
| AR21.203.059 | [0318] Miscellaneous For Gymkhana | | | | | | | | | | |
| AR21.203.062 | [0321] Caution Money | | | | | | | | | | |
| AR21.203.063 | [0322] College Sports | | | | | | | | | | |
| | AR21.203 TOTAL | 13,000 | | | | | AP21.203 TOTAL | 6,802 | 12,000 | | |
| AR21.204 | Examination Fees | | | | | AP21.204 | Refund Of Fees | | | | |
| AR21.204.006 | [0376] Convocation Fee | | | | | AP21.204.002 | [3501] Refund Of Other Fees | | | | |
| | AR21.204 TOTAL | | | | | | AP21.204 TOTAL | | | | |
| | | | | | | AP21.206 | Seminars & Conferances | | | | |
| | | | | | | AP21.206.001 | [3515] Seminar Publication | 3,000 | 3,000 | | |
| | | | | | | | AP21.206 TOTAL | 3,000 | 3,000 | | |
| AR21.207 | Other Fee | | | | | | | | | | |
| AR21.207.002 | [0412] Fine/ Miscellaneous Fee | | | | | | | | | | |
| AR21.207.004 | [0414] Co Curricular Fee | | | | | | | | | | |
| AR21.207.014 | [0424] Other Fees / Other Income | 6,000 | 10,000 | | | | | | | | |
| | AR21.207 TOTAL | 6,000 | 10,000 | | | | | | | | |
| | | | | | | AP21.209 | Students' Welfare , Sports & Cultural Activities Expenses | | | | |
| | | | | | | AP21.209.001 | [3550] Annual Social /Cultural | | | | |
| | | | | | | AP21.209.007 | [3556] Co-Curriculum Activity Expenses | 3,000 | 3,000 | | |
| | | | | | | AP21.209.016 | [3565] Other Sports Activities | | | | |
| | | | | | | | AP21.209 TOTAL | 3,000 | 3,000 | | |
| AR21.210 | Ph. D. Fee | | | | | | | | | | |
| AR21.210.001 | [0460] Registration Fee Net | 6,000 | 5,000 | | | | | | | | |
| | [0461] Enrolment Fee - Gross | 1,500 | 3,750 | | | | | | | | |
| | [0462] Enrolment Fee - Less : 100% Transfer To University | 1,600 | | | | | | | | | |

| RECEIPTS | | | | | | EXPENDITURE | | | | | |
|--------------|--|---|------------------------------------|---|------------------------------------|--------------|---|---|------------------------------------|---|------------------------------------|
| ALIAS | PARTICULARS | Unaudited Figures For Year 2016 - 2017 | Budget Estimates 2017 - 2018 | Revised Budget Estimates 2017 - 2018 | Budget Estimates 2018 - 2019 | ALIAS | PARTICULARS | Unaudited Figures For Year 2016 - 2017 | Budget Estimates 2017 - 2018 | Revised Budget Estimates 2017 - 2018 | Budget Estimates 2018 - 2019 |
| AR21.210.002 | [0463] Enrolment Fee Net | | | | | | | | | | |
| | [0464] Eligibility Fee - Gross | 1,500 | 3,750 | | | | | | | | |
| | [0465] Eligibility Fee - Less : 100% Transfer To University | 1,600 | | | | | | | | | |
| AR21.210.003 | [0466] Eligibility Fee Net | | | | | | | | | | |
| AR21.210.004 | [0467] Admission Fee | 1,500 | 2,500 | | | | | | | | |
| AR21.210.005 | [0468] Tuition Fee | 81,500 | 75,000 | | | | | | | | |
| AR21.210.006 | [0469] Laboratory Fee | 30,000 | 30,000 | | | | | | | | |
| AR21.210.007 | [0470] Department Activity Fee | 40,000 | 30,000 | | | | | | | | |
| | [0471] Caution Deposit - Gross | 8,000 | | | | | | | | | |
| | [0472] Caution Deposit - Less : 100% Refundable To Student | 8,000 | | | | | | | | | |
| AR21.210.008 | [0473] Caution Money Deposit | | | | | | | | | | |
| | [0474] Library Fee - Gross | 1,000 | 30,000 | | | | | | | | |
| AR21.210.009 | [6351] Library Fee | | | | | | | | | | |
| | [6352] Diary Fee - Gross | 700 | | | | | | | | | |
| | [6353] Diary Fee - Less : 100% Trf To University | 700 | | | | | | | | | |
| AR21.210.010 | [6354] Diary Fee | | | | | | | | | | |
| AR21.210.011 | [6355] Evaluation Fee | 16,000 | 15,000 | | | | | | | | |
| | [6356] Library Deposit - Gross | 32,000 | | | | | | | | | |
| | [6357] Library Deposit - Less : 100% Trf To Central Library | 17,600 | | | | | | | | | |
| AR21.210.013 | [6359] Late Fee (Income) | 5,000 | 2,000 | | | | | | | | |
| | AR21.210 TOTAL | 1,80,000 | 1,59,500 | | | | | | | | |
| | AR21 TOTAL | 2,04,600 | 1,69,500 | | | | AP21 TOTAL | 34,202 | 41,000 | | |
| | | | | | | AP22 | Administrative & General Expenses | | | | |
| | | | | | | AP22.201 | Administrative Expenses | | | | |
| | | | | | | AP22.201.001 | [3601] Advertisement And Publicity | 5,000 | 5,000 | | |
| | | | | | | AP22.201.002 | [3602] Printing | 3,000 | 3,000 | | |
| | | | | | | AP22.201.003 | [3603] Stationery | 18,600 | 10,000 | | |
| | | | | | | AP22.201.005 | [3605] Xeroxing Charges | 73 | 4,000 | | |
| | | | | | | AP22.201.006 | [3606] Electricity And Power | 1,110 | 10,000 | | |
| | | | | | | AP22.201.007 | [3607] Telephone And Internet Charges | 14,108 | 15,000 | | |
| | | | | | | AP22.201.008 | [3608] Postage , Telegram & Courier Charges | 2,800 | 2,000 | | |
| | | | | | | AP22.201.011 | [3611] Meeting Expenses | 10,000 | 5,000 | | |
| | | | | | | AP22.201.013 | [3613] Contingency Expenses | 1,000 | 2,000 | | |
| | | | | | | AP22.201.014 | [3614] News Paper, Periodicals (Magaziens & Journals) | 1,500 | 1,500 | | |

| RECEIPTS | | | | | | EXPENDITURE | | | | | |
|----------|-------------|--|------------------------------|--------------------------------------|------------------------------|--------------|---|--|------------------------------|--------------------------------------|------------------------------|
| ALIAS | PARTICULARS | Unaudited Figures For Year 2016 - 2017 | Budget Estimates 2017 - 2018 | Revised Budget Estimates 2017 - 2018 | Budget Estimates 2018 - 2019 | ALIAS | PARTICULARS | Unaudited Figures For Year 2016 - 2017 | Budget Estimates 2017 - 2018 | Revised Budget Estimates 2017 - 2018 | Budget Estimates 2018 - 2019 |
| | | | | | | AP22.201.016 | [3616] Sanitary Materials | 3,600 | 3,000 | | |
| | | | | | | AP22.201.022 | [3622] Bank Charges | 3,000 | 3,000 | | |
| | | | | | | AP22.201.023 | [3623] Miscellaneous Expenses | 1,095 | 5,000 | | |
| | | | | | | AP22.201.024 | [3624] Statutory Audit Charges | 5,000 | 5,000 | | |
| | | | | | | AP22.201.025 | [3625] Internal Audit Charges | 5,000 | 5,000 | | |
| | | | | | | AP22.201.028 | [3628] Outsourcing Account Work | | 5,000 | | |
| | | | | | | | AP22.201 TOTAL | 74,886 | 83,500 | | |
| | | | | | | AP22.202 | Travelling And Transportation Expenses | | | | |
| | | | | | | AP22.202.001 | [3645] Ta/Da Expenses Staff | 4,300 | 4,000 | | |
| | | | | | | | AP22.202 TOTAL | 4,300 | 4,000 | | |
| | | | | | | AP22.203 | Insurance & Taxes | | | | |
| | | | | | | AP22.203.001 | [3655] Insurance | 700 | 700 | | |
| | | | | | | AP22.203.003 | [3657] Property Tax | | | | |
| | | | | | | | AP22.203 TOTAL | 700 | 700 | | |
| | | | | | | AP22.204 | Outsource Services | | | | |
| | | | | | | AP22.204.004 | [3668] Water | 5,000 | 5,000 | | |
| | | | | | | AP22.204.005 | [3669] Scanning & Data Entry Work | 1,500 | 2,000 | | |
| | | | | | | AP22.204.006 | [3670] Other Services | 1,000 | 1,000 | | |
| | | | | | | | AP22.204 TOTAL | 7,500 | 8,000 | | |
| | | | | | | AP22.205 | Repairs And Maintenance | | | | |
| | | | | | | AP22.205.001 | [3675] Maintenance Of Office Equipments | 5,200 | 5,000 | | |
| | | | | | | AP22.205.002 | [3676] Maintenance Of Furniture & Fixture | 7,900 | 2,000 | | |
| | | | | | | AP22.205.003 | [3677] Maintenance Of Electric Installation | | | | |
| | | | | | | AP22.205.004 | [3678] Maintenance Of Hardwares | 6,050 | 5,000 | | |
| | | | | | | AP22.205.007 | [3681] Maintenance Of Telephone | | 1,000 | | |
| | | | | | | AP22.205.009 | [3683] Network Maintenance | | 1,000 | | |
| | | | | | | AP22.205.010 | [3684] Antivirus Software | | | | |
| | | | | | | AP22.205.011 | [3685] Cleaning Material & Services | 3,490 | 2,000 | | |
| | | | | | | AP22.205.012 | [3686] Maintenance Of Building | 4,511 | | | |
| | | | | | | AP22.205.014 | [3688] Maintenance Of Water Supply | | | | |
| | | | | | | AP22.205.019 | [3693] Maintenance Of Tools & Plants | | 1,000 | | |
| | | | | | | | AP22.205 TOTAL | 27,151 | 17,000 | | |
| | | | | | | | AP22 TOTAL | 1,14,537 | 1,13,200 | | |
| | | | | | | AP31 | Staff Payments & Benefits | | | | |
| | | | | | | AP31.201 | Aided Salaries (Teaching Staff Approved Under Sps) | | | | |
| | | | | | | AP31.201.001 | [3750] Pay & Allowances | | | | |
| | | | | | | AP31.201.002 | [3751] Clock Hour Basis / Consolidated | 39,200 | 10,000 | | |

| RECEIPTS | | | | | | EXPENDITURE | | | | | |
|--------------|---|--|------------------------------|--------------------------------------|------------------------------|--------------|---|--|------------------------------|--------------------------------------|------------------------------|
| ALIAS | PARTICULARS | Unaudited Figures For Year 2016 - 2017 | Budget Estimates 2017 - 2018 | Revised Budget Estimates 2017 - 2018 | Budget Estimates 2018 - 2019 | ALIAS | PARTICULARS | Unaudited Figures For Year 2016 - 2017 | Budget Estimates 2017 - 2018 | Revised Budget Estimates 2017 - 2018 | Budget Estimates 2018 - 2019 |
| | | | | | | | AP31.201 TOTAL | 39,200 | 10,000 | | |
| | | | | | | AP31.202 | Aided Non Teaching | | | | |
| | | | | | | AP31.202.008 | [3767] Temporary Non Teaching Staff | | | | |
| | | | | | | | AP31.202 TOTAL | | | | |
| | | | | | | AP31.204 | Unaided Salaries (Teaching Staff) | | | | |
| | | | | | | AP31.204.001 | [3780] Pay & Allowances | | | | |
| | | | | | | AP31.204.002 | [3781] Clock Hour Basis / Consolidated | | | | |
| | | | | | | AP31.204.013 | [3792] Overtime | | | | |
| | | | | | | | AP31.204 TOTAL | | | | |
| | | | | | | AP31.205 | Un Aided Non Teaching | | | | |
| | | | | | | AP31.205.005 | [3804] Medical Allowances | | | | |
| | | | | | | AP31.205.007 | [3806] Overtime | | | | |
| | | | | | | AP31.205.008 | [3807] Temp. Non Teaching Staff | | | | |
| | | | | | | | AP31.205 TOTAL | | | | |
| | | | | | | | AP31 TOTAL | 39,200 | 10,000 | | |
| AR32 | Other Income | | | | | | | | | | |
| AR32.202 | Interest On Saving Accounts | | | | | | | | | | |
| AR32.202.001 | [0520] Interest On Saving Bank Account | 5,000 | 6,000 | | | | | | | | |
| | AR32.202 TOTAL | 5,000 | 6,000 | | | | | | | | |
| | AR32 TOTAL | 5,000 | 6,000 | | | | | | | | |
| AR33 | Income From Investments | | | | | | | | | | |
| AR33.201 | Investments From Earnmarked/Endowment Fund | | | | | | | | | | |
| AR33.201.007 | [0617] Interest On Term Deposits With Bank | | 10,000 | | | | | | | | |
| | AR33.201 TOTAL | | 10,000 | | | | | | | | |
| AR33.202 | Investment From University Fund | | | | | | | | | | |
| AR33.202.007 | [0627] Interest On Term Deposits With Bank | | 28,000 | | | | | | | | |
| | AR33.202 TOTAL | | 28,000 | | | | | | | | |
| | AR33 TOTAL | | 38,000 | | | | | | | | |
| | Sector A TOTAL | 2,09,600 | 2,13,500 | | | | Sector A TOTAL | 2,83,939 | 1,88,200 | | |
| Sector B | Agency Budget | | | | | Sector B | Agency Budget | | | | |
| | | | | | | BP01 | Grant -In- Aid State /Central Government Agency - Other Than Research Hardware & Peripherals | | | | |
| | | | | | | BP01.105 | Hardware & Peripherals | | | | |
| | | | | | | BP01.105.001 | [3945] Purchase Of Hardware | | | | |
| | | | | | | | BP01.105 TOTAL | | | | |
| | | | | | | BP01.107 | Books & Journals | | | | |

| RECEIPTS | | | | | | EXPENDITURE | | | | | |
|--------------|--|--|------------------------------|--------------------------------------|------------------------------|--------------|--|--|------------------------------|--------------------------------------|------------------------------|
| ALIAS | PARTICULARS | Unaudited Figures For Year 2016 - 2017 | Budget Estimates 2017 - 2018 | Revised Budget Estimates 2017 - 2018 | Budget Estimates 2018 - 2019 | ALIAS | PARTICULARS | Unaudited Figures For Year 2016 - 2017 | Budget Estimates 2017 - 2018 | Revised Budget Estimates 2017 - 2018 | Budget Estimates 2018 - 2019 |
| | Sector B TOTAL | | | | | BP01.107.001 | [3955] Purchase Of Books & Journals BP01.107 TOTAL | | | | |
| | | | | | | BP01.108 | Software & Development | | | | |
| | | | | | | BP01.108.001 | [3960] Purchase Of Software BP01.108 TOTAL | | | | |
| | | | | | | | BP01 TOTAL | | | | |
| | | | | | | | Sector B TOTAL | | | | |
| Sector C | Earmarked And Special Funds Budget | | | | | Sector C | Earmarked And Special Funds Budget | | | | |
| CR01 | Corpus Fund | | | | | | | | | | |
| CR01.209 | [1615] Interest On Deposits | | | | | | | | | | |
| | CR01 TOTAL | | | | | | | | | | |
| | Sector C TOTAL | | | | | | Sector C TOTAL | | | | |
| Sector D | Deposits And Advances Budget | | | | | Sector D | Deposits And Advances Budget | | | | |
| DR01 | Students Related Deposits | | | | | DP01 | Students Related Deposits | | | | |
| DR01.301 | Library Deposit | | | | | DP01.301 | Library Deposit | | | | |
| DR01.301.001 | [2105] Receipts Of Deposit | 25,000 | 30,000 | | | DP01.301.002 | [5292] Transfer To Library | 25,000 | 30,000 | | |
| | DR01.301 TOTAL | 25,000 | 30,000 | | | | DP01.301 TOTAL | 25,000 | 30,000 | | |
| DR01.302 | Laboratory Deposit | | | | | DP01.302 | Laboratory Deposit | | | | |
| DR01.302.001 | [2110] Receipts Of Deposit | 21,500 | 15,000 | | | DP01.302.001 | [5295] Refund Of Deposit | 21,500 | 15,000 | | |
| | DR01.302 TOTAL | 21,500 | 15,000 | | | DP01.302.002 | [5296] Transfer To Lab | | | | |
| | DR01 TOTAL | 46,500 | 45,000 | | | | DP01.302 TOTAL | 21,500 | 15,000 | | |
| | | | | | | | DP01 TOTAL | 46,500 | 45,000 | | |
| DR02 | Deposits From Academic Institutions | | | | | DP02 | Deposits From Academic Institutions | | | | |
| DR02.301 | Deposits From Affiliated Colleges | | | | | | | | | | |
| DR02.301.001 | [2140] Receipts Of Deposit | | | | | | | | | | |
| | DR02.301 TOTAL | | | | | | | | | | |
| DR02.302 | Deposits From Conducted Colleges | | | | | DP02.302 | Deposits From Conducted Colleges | | | | |
| DR02.302.001 | [2145] Receipts Of Deposit | | | | | DP02.302.001 | [5230] Refund Of Deposit | | | | |
| | DR02.302 TOTAL | | | | | | DP02.302 TOTAL | | | | |
| | DR02 TOTAL | | | | | | DP02 TOTAL | | | | |
| DR03 | Deposit From Contrators | | | | | | | | | | |
| DR03.301 | Earnest Money Deposit | | | | | | | | | | |
| DR03.301.001 | [2150] Receipts Of Deposit (E.M.D) | | | | | | | | | | |
| | DR03.301 TOTAL | | | | | | | | | | |

| RECEIPTS | | | | | | EXPENDITURE | | | | | |
|--------------|-----------------------------------|---|------------------------------------|---|------------------------------------|--------------|-----------------------------------|---|------------------------------------|---|------------------------------------|
| ALIAS | PARTICULARS | Unaudited Figures For Year 2016 - 2017 | Budget Estimates 2017 - 2018 | Revised Budget Estimates 2017 - 2018 | Budget Estimates 2018 - 2019 | ALIAS | PARTICULARS | Unaudited Figures For Year 2016 - 2017 | Budget Estimates 2017 - 2018 | Revised Budget Estimates 2017 - 2018 | Budget Estimates 2018 - 2019 |
| | DR03 TOTAL | | | | | | | | | | |
| DR05 | Advances To Employees | | | | | | | | | | |
| DR05.302 | Festival | | | | | | | | | | |
| DR05.302.001 | [2215] Recovery Of Advances Paid | | | | | | | | | | |
| | DR05.302 TOTAL | | | | | | | | | | |
| | DR05 TOTAL | | | | | | | | | | |
| DR08 | Other Advances & Loans | | | | | DP08 | Other Advances & Loans | | | | |
| DR08.301 | Advances To Institutions | | | | | DP08.301 | Advances To Institutions | | | | |
| DR08.301.001 | [2265] Recovery Of Advances Paid | | | | | DP08.301.001 | [6800] Advance Paid | | | | |
| | DR08.301 TOTAL | | | | | | DP08.301 TOTAL | | | | |
| | DR08 TOTAL | | | | | | DP08 TOTAL | | | | |
| | Sector D TOTAL | 46,500 | 45,000 | | | | Sector D TOTAL | 46,500 | 45,000 | | |
| | 5045 Aided Total | 2,56,100 | 2,58,500 | | | | 5045 Aided Total | 3,30,439 | 2,33,200 | | |



5055 - Department Of Communication For Children (Unaided)

(Old Unaided Code : 2559)

| RECEIPTS | | | | | | EXPENDITURE | | | | | |
|----------|---|---|------------------------------------|---|------------------------------------|--------------|---|---|------------------------------------|---|------------------------------------|
| ALIAS | PARTICULARS | Unaudited Figures For Year 2016 - 2017 | Budget Estimates 2017 - 2018 | Revised Budget Estimates 2017 - 2018 | Budget Estimates 2018 - 2019 | ALIAS | PARTICULARS | Unaudited Figures For Year 2016 - 2017 | Budget Estimates 2017 - 2018 | Revised Budget Estimates 2017 - 2018 | Budget Estimates 2018 - 2019 |
| Sector A | Capital And Revenue Receipt / Expenditure Budget | | | | | Sector A | Capital And Revenue Receipt / Expenditure Budget | | | | |
| | | | | | | AP01 | Land & Building | | | | |
| | | | | | | AP01.102 | Major Repairs & Renovation | | | | |
| | | | | | | AP01.102.005 | [3015] Major Repairs & Renovation | | | 50,000 | 3,00,000 |
| | | | | | | | AP01.102 TOTAL | | | 50,000 | 3,00,000 |
| | | | | | | | AP01 TOTAL | | | 50,000 | 3,00,000 |
| | | | | | | AP03 | Furniture & Fixtures | | | | |
| | | | | | | AP03.101 | Purchase Of Furniture & Fixtures | | | | |
| | | | | | | AP03.101.004 | [3058] Purchase Of Cupboards | | | | 50,000 |
| | | | | | | AP03.101.010 | [3064] Purchase Of Computer Tables & Storewells | | | | 50,000 |
| | | | | | | | AP03.101 TOTAL | | | | 1,00,000 |
| | | | | | | | AP03 TOTAL | | | | 1,00,000 |
| | | | | | | AP04 | Equipments | | | | |
| | | | | | | AP04.101 | Purchase Of Equipments | | | | |
| | | | | | | AP04.101.003 | [3087] Purchase Of Equipment | | | | 50,000 |
| | | | | | | AP04.101.017 | [3101] Purchase Of Home Theatre System | | | | 50,000 |
| | | | | | | AP04.101.020 | [3104] Purchase Of Lab Equipments | | | 22,000 | 2,00,000 |
| | | | | | | | AP04.101 TOTAL | | | 22,000 | 3,00,000 |
| | | | | | | | AP04 TOTAL | | | 22,000 | 3,00,000 |
| | | | | | | AP05 | Electrical Installation Work | | | | |
| | | | | | | AP05.101 | New Electrical Installation | | | | |
| | | | | | | AP05.101.002 | [3126] New Electrical Installation | | | 10,000 | 50,000 |
| | | | | | | | AP05.101 TOTAL | | | 10,000 | 50,000 |
| | | | | | | AP05.102 | Major Repairs To Electrical Installation | | | | |
| | | | | | | AP05.102.002 | [3132] Major Repairs To Electrical Installation | | | | 45,000 |
| | | | | | | | AP05.102 TOTAL | | | | 45,000 |
| | | | | | | | AP05 TOTAL | | | 10,000 | 95,000 |
| | | | | | | AP08 | Software & Development | | | | |
| | | | | | | AP08.101 | Purchase Of Software | | | | |
| | | | | | | AP08.101.005 | [3174] Purchase Of Software | | | 90,000 | 50,000 |
| | | | | | | | AP08.101 TOTAL | | | 90,000 | 50,000 |

| RECEIPTS | | | | | | EXPENDITURE | | | | | |
|--------------|--|--|------------------------------|--------------------------------------|------------------------------|--------------|--|--|------------------------------|--------------------------------------|------------------------------|
| ALIAS | PARTICULARS | Unaudited Figures For Year 2016 - 2017 | Budget Estimates 2017 - 2018 | Revised Budget Estimates 2017 - 2018 | Budget Estimates 2018 - 2019 | ALIAS | PARTICULARS | Unaudited Figures For Year 2016 - 2017 | Budget Estimates 2017 - 2018 | Revised Budget Estimates 2017 - 2018 | Budget Estimates 2018 - 2019 |
| | | | | | | | AP08 TOTAL | | | 90,000 | 50,000 |
| AR10 | Other Development Receipts | | | | | | | | | | |
| AR10.101 | Development Fees | | | | | | | | | | |
| AR10.101.001 | [0111] Development Fees From Student - Institute Share | 3,300 | 3,500 | 350 | 1,500 | | | | | | |
| | [0112] Development Fees From Student-University Share | 625 | 1,250 | 350 | 1,500 | | | | | | |
| | [0113] Development Fee | 800 | 2,500 | | | | | | | | |
| | AR10.101 TOTAL | 3,300 | 3,500 | 350 | 1,500 | | | | | | |
| | AR10 TOTAL | 3,300 | 3,500 | 350 | 1,500 | | | | | | |
| AR21 | Fees From Students & Colleges | | | | | AP21 | Academic & Activity Expenses | | | | |
| AR21.201 | Academic Receipts - University | | | | | AP21.201 | Academic Expenses | | | | |
| AR21.201.025 | [0208] Alumni Fees Net | 800 | | 700 | 3,000 | AP21.201.005 | [3329] Laboratory Expenses | | 1,000 | 1,000 | 1,500 |
| | | | | | | AP21.201.014 | [3338] Diary Expenses | | 1,000 | 350 | |
| | | | | | | AP21.201.021 | [3345] Research & Development Expenses | | 1,000 | 1,000 | 1,500 |
| | AR21.201 TOTAL | 800 | | 700 | 3,000 | | AP21.201 TOTAL | | 3,000 | 2,350 | 3,000 |
| AR21.202 | Academic Receipts -Institution | | | | | AP21.202 | Activity Expenses | | | | |
| AR21.202.001 | [0220] Admission Fee | 4,240 | 5,500 | 3,710 | 15,900 | AP21.202.005 | [3359] Disaster Management Expenses | 18 | 1,000 | 70 | 300 |
| AR21.202.002 | [0221] Tuition Fee | 1,57,500 | 1,70,000 | 2,45,000 | 10,50,000 | AP21.202.011 | [3365] Educational Tour Expenses | 3,750 | 40,000 | 14,000 | 60,000 |
| AR21.202.003 | [0222] Computer Training Fee | 2,400 | 3,000 | 2,100 | 9,000 | AP21.202.029 | [3383] Material For Daily Practices Expenses | | 10,000 | 10,000 | 20,000 |
| AR21.202.004 | [0223] Identity Card Fee | 525 | 400 | | | | | | | | |
| | [0224] Diary Fee - Gross | 400 | 500 | 350 | | | | | | | |
| | [0225] Diary Fee - Less : 100% Transfer To University | 250 | 500 | 350 | | | | | | | |
| AR21.202.005 | [0226] Diary Fee - Net | | | | | | | | | | |
| | [0227] E-Suvidha Fee - Gross | 100 | 400 | 350 | 1,500 | | | | | | |
| | [0228] E-Suvidha - Less : 100% Transfer To University | 94 | 400 | 350 | 1,500 | | | | | | |
| AR21.202.006 | [0229] E-Suvidha - Net | | | | | | | | | | |
| | [0230] Students Welfare Fee - Gross | 600 | 750 | 525 | 2,250 | | | | | | |
| | [0231] Students Welfare Fee -Less : Transfer To University | 659 | 750 | 525 | 2,250 | | | | | | |
| AR21.202.007 | [0232] Students Welfare Fee - Net | | | | | | | | | | |
| | [0233] Medical Fee - Gross | 380 | 350 | 245 | 1,050 | | | | | | |
| | [0234] Medical Fee-Less : Transfer To University | 210 | 350 | 245 | 1,050 | | | | | | |
| AR21.202.008 | [0235] Medical Fee - Net | | | | | | | | | | |
| | [0236] Sports Fee - Gross | 700 | 500 | 700 | 3,000 | | | | | | |

| RECEIPTS | | | | | | EXPENDITURE | | | | | |
|--------------|--|--|------------------------------|--------------------------------------|------------------------------|-------------|-------------|--|------------------------------|--------------------------------------|------------------------------|
| ALIAS | PARTICULARS | Unaudited Figures For Year 2016 - 2017 | Budget Estimates 2017 - 2018 | Revised Budget Estimates 2017 - 2018 | Budget Estimates 2018 - 2019 | ALIAS | PARTICULARS | Unaudited Figures For Year 2016 - 2017 | Budget Estimates 2017 - 2018 | Revised Budget Estimates 2017 - 2018 | Budget Estimates 2018 - 2019 |
| AR21.202.009 | [0237] Sports Fee -Less : Transfer To University | 379 | 500 | 700 | 3,000 | | | | | | |
| | [0238] Sports Fee - Net | | | | | | | | | | |
| | [0239] Disaster Management Fee - Gross | 70 | 100 | 70 | 300 | | | | | | |
| | [0240] Disaster Management Fee -Less : 100% Transfer To University | | | 70 | 300 | | | | | | |
| AR21.202.010 | [0241] Disaster Management Fee - Net | | | | | | | | | | |
| | [0242] Ashwamedh/ Avishkar/ Indradhanushya Fee - Gross | 320 | 350 | 210 | 900 | | | | | | |
| | [0243] Ashwamedh/ Avishkar/ Indradhanushya Fee -Less : 100% Transfer To University | | 300 | 210 | 900 | | | | | | |
| AR21.202.011 | [0244] Ashwamedh/ Avishkar/ Indradhanushya Fee - Net | | | | | | | | | | |
| | [0245] Eligibility Fee -Gross | 1,500 | 2,500 | 1,000 | 5,000 | | | | | | |
| | [0246] Eligibility Fee -Less : 100% Transfer To University | 1,250 | 2,500 | 1,000 | 5,000 | | | | | | |
| AR21.202.012 | [0247] Eligibility Fee -Net | | | | | | | | | | |
| | [0248] Enrolment Fee - Gross | | | | | | | | | | |
| | [0249] Enrolment Fee - Less : 100% Transfer To University | | | | | | | | | | |
| AR21.202.013 | [0250] Enrolment Fee - Net | | | | | | | | | | |
| | [0251] Examinations - Gross | 12,800 | 16,000 | 13,300 | 57,000 | | | | | | |
| | [0252] Examinations -Less :Transfer To University | 11,200 | 16,000 | 11,200 | 48,000 | | | | | | |
| AR21.202.014 | [0253] Examinations Fee- Net | 3,940 | | 2,100 | 9,000 | | | | | | |
| | [0254] Practical Examination Fees - Gross | 5,600 | 7,000 | 4,900 | 21,000 | | | | | | |
| AR21.202.015 | [6301] Practical Examinations Fee - Net | | | 4,900 | 21,000 | | | | | | |
| | [6304] Convocation Fee - Gross | 1,050 | 3,750 | 1,350 | 4,500 | | | | | | |
| | [6305] Convocation Fee -Less : 100% Transfer To University | 1,125 | 3,750 | 1,350 | 4,500 | | | | | | |
| AR21.202.017 | [6306] Convocation Fee - Net | | | | | | | | | | |
| | [6307] Library Fee - Gross | 12,000 | 15,000 | 7,000 | 30,000 | | | | | | |
| | [6308] Library Fee -Less : 100% Transfer To University Library | 12,000 | 15,000 | 7,000 | 30,000 | | | | | | |
| AR21.202.018 | [6309] Library Fee - Net | | | | | | | | | | |
| | [6318] Passing Certificate Fee - Gross | 600 | 700 | 450 | 1,500 | | | | | | |
| | [6319] Passing Certificate Fee -Less : 100% Transfer To University | 284 | 500 | 450 | 1,500 | | | | | | |
| AR21.202.023 | [6320] Passing Certificate Fee | 150 | 600 | | | | | | | | |
| | [6321] Dissertation Fee - Gross | 750 | 3,000 | 750 | 2,500 | | | | | | |
| | [6322] Dissertation Fee -Less : 100% Transfer To University | 750 | 1,000 | 750 | 2,500 | | | | | | |

| RECEIPTS | | | | | | EXPENDITURE | | | | | |
|--------------------|--|---|------------------------------------|---|------------------------------------|--------------|--|---|------------------------------------|---|------------------------------------|
| ALIAS | PARTICULARS | Unaudited Figures For Year 2016 - 2017 | Budget Estimates 2017 - 2018 | Revised Budget Estimates 2017 - 2018 | Budget Estimates 2018 - 2019 | ALIAS | PARTICULARS | Unaudited Figures For Year 2016 - 2017 | Budget Estimates 2017 - 2018 | Revised Budget Estimates 2017 - 2018 | Budget Estimates 2018 - 2019 |
| AR21.202.024 | [6323] Dissertation Fee - Net | | | | | | | | | | |
| AR21.202.024. A | [6324] Less : 100% Transfer To Univ | 3,500 | 7,000 | | | | | | | | |
| | [6327] Association Fee - Gross | 400 | | 350 | 1,500 | | | | | | |
| | [6328] Association Fee -Less : 100% Transfer To Univ | | | 350 | 1,500 | | | | | | |
| AR21.202.026 | [6329] Association Fee - Net | | | | | | | | | | |
| AR21.202.029 | [6334] Resource Centre Fees | 1,600 | | 1,400 | 6,000 | | | | | | |
| | AR21.202 TOTAL | 1,73,855 | 1,86,500 | 2,59,210 | 11,10,900 | | AP21.202 TOTAL | 3,768 | 51,000 | 24,070 | 80,300 |
| AR21.203 | Activity Fees | | | | | AP21.203 | Examination Expenses | | | | |
| AR21.203.001 | [0260] Gymkhana Fee | 4,000 | 10,000 | 3,500 | 15,000 | AP21.203.001 | [3470] Printing | 2,000 | 1,500 | 1,500 | 3,000 |
| AR21.203.002 | [0261] Laboratory Fee | 45,000 | 1,20,000 | 70,000 | 3,00,000 | AP21.203.002 | [3471] Stationery | 2,000 | 2,000 | 7,000 | 10,000 |
| AR21.203.004 | [0263] Internship Fee | 1,000 | 4,000 | 1,500 | 5,000 | AP21.203.003 | [3472] Printing Of Answer Books | 2,000 | 2,000 | 1,000 | 2,500 |
| | | | | | | AP21.203.006 | [3475] Examination Remuneration | 3,000 | 3,000 | 3,000 | 5,000 |
| | | | | | | AP21.203.010 | [3479] Post & Courier Charges | 1,100 | 1,500 | 1,500 | 2,000 |
| | | | | | | AP21.203.011 | [3480] Travelling Expenses For Exam. | 4,000 | 4,000 | 4,000 | 5,000 |
| | | | | | | AP21.203.013 | [3482] Paper Setting | 1,000 | | 1,500 | 3,000 |
| | | | | | | AP21.203.014 | [3483] Evaluation | 4,000 | 4,000 | 4,000 | 5,000 |
| | | | | | | AP21.203.015 | [3484] Practical Examination | 2,000 | | | |
| | | | | | | AP21.203.017 | [3486] Centre Expenses | 4,000 | 2,000 | 2,000 | 2,500 |
| | AR21.203 TOTAL | 50,000 | 1,34,000 | 75,000 | 3,20,000 | | AP21.203 TOTAL | 25,100 | 20,000 | 25,500 | 38,000 |
| AR21.207 | Other Fee | | | | | | | | | | |
| AR21.207.002 | [0412] Fine/ Miscellaneous Fee | 75 | | | | | | | | | |
| AR21.207.003 | [0413] Magazine Fee | 400 | 1,500 | 350 | 1,500 | | | | | | |
| AR21.207.004 | [0414] Co Curricular Fee | 8,000 | 10,000 | 7,000 | 30,000 | | | | | | |
| AR21.207.006 | [0416] Annual Field Work/ Educational/ Industrial Visit Fee | | 40,000 | 14,000 | 60,000 | | | | | | |
| AR21.207.007 | [0417] Project Fee | 2,000 | 6,000 | 1,500 | 5,000 | | | | | | |
| | AR21.207 TOTAL | 10,475 | 57,500 | 22,850 | 96,500 | | | | | | |
| | | | | | | AP21.209 | Students' Welfare , Sports & Cultural Activities Expenses | | | | |
| | | | | | | AP21.209.001 | [3550] Annual Social /Cultural | 40,000 | 20,000 | 20,000 | 30,000 |
| | | | | | | AP21.209.009 | [3558] Medical Check Up Expenses | 1,000 | 1,000 | 1,000 | 2,000 |
| | | | | | | | AP21.209 TOTAL | 41,000 | 21,000 | 21,000 | 32,000 |
| | AR21 TOTAL | 2,35,130 | 3,78,000 | 3,57,760 | 15,30,400 | | AP21 TOTAL | 69,868 | 95,000 | 72,920 | 1,53,300 |
| | | | | | | AP22 | Administrative & General Expenses | | | | |
| | | | | | | AP22.201 | Administrative Expenses | | | | |
| | | | | | | AP22.201.001 | [3601] Advertisement And Publicity | 10,000 | 10,000 | 10,000 | 10,000 |
| | | | | | | AP22.201.002 | [3602] Printing | 1,000 | 4,000 | 4,000 | 5,000 |

| RECEIPTS | | | | | | EXPENDITURE | | | | | |
|--------------|---|--|------------------------------|--------------------------------------|------------------------------|--------------|---|--|------------------------------|--------------------------------------|------------------------------|
| ALIAS | PARTICULARS | Unaudited Figures For Year 2016 - 2017 | Budget Estimates 2017 - 2018 | Revised Budget Estimates 2017 - 2018 | Budget Estimates 2018 - 2019 | ALIAS | PARTICULARS | Unaudited Figures For Year 2016 - 2017 | Budget Estimates 2017 - 2018 | Revised Budget Estimates 2017 - 2018 | Budget Estimates 2018 - 2019 |
| | | | | | | AP22.201.003 | [3603] Stationery | 3,000 | 3,000 | 3,000 | 5,000 |
| | | | | | | AP22.201.005 | [3605] Xeroxing Charges | 1,500 | 1,000 | 2,000 | 3,000 |
| | | | | | | AP22.201.007 | [3607] Telephone And Internet Charges | 1,899 | 3,000 | 3,000 | 5,000 |
| | | | | | | AP22.201.008 | [3608] Postage , Telegram & Courier Charges | 1,000 | | 824 | 2,000 |
| | | | | | | AP22.201.016 | [3616] Sanitary Materials | 500 | 500 | 500 | 2,000 |
| | | | | | | AP22.201.017 | [3617] Garden Expenditure | 5,000 | 10,000 | 10,000 | 10,000 |
| | | | | | | AP22.201.021 | [3621] Pest Control | 1,500 | 3,000 | 3,000 | 3,000 |
| | | | | | | AP22.201.024 | [3624] Statutory Audit Charges | | 5,000 | 5,000 | 7,500 |
| | | | | | | AP22.201.025 | [3625] Internal Audit Charges | | 5,000 | 5,000 | 7,500 |
| | | | | | | AP22.201.028 | [3628] Outsourcing Account Work | | 5,000 | 5,000 | 10,000 |
| | | | | | | AP22.201.038 | [3638] Administrative Expenses | 1,000 | 1,000 | 1,000 | 2,000 |
| | | | | | | | AP22.201 TOTAL | 26,399 | 50,500 | 52,324 | 72,000 |
| | | | | | | AP22.202 | Travelling And Transportation Expenses | | | | |
| | | | | | | AP22.202.001 | [3645] Ta/Da Expenses Staff | 4,500 | 2,500 | 5,000 | 8,000 |
| | | | | | | | AP22.202 TOTAL | 4,500 | 2,500 | 5,000 | 8,000 |
| | | | | | | AP22.205 | Repairs And Maintenance | | | | |
| | | | | | | AP22.205.001 | [3675] Maintenance Of Office Equipments | 10,000 | | 10,000 | 15,000 |
| | | | | | | AP22.205.005 | [3679] Maintenance Of Software | 10,000 | 10,000 | 10,000 | 15,000 |
| | | | | | | AP22.205.007 | [3681] Maintenance Of Telephone | 5,000 | 5,000 | 5,000 | 5,000 |
| | | | | | | AP22.205.010 | [3684] Antivirus Software | | | | |
| | | | | | | AP22.205.011 | [3685] Cleaning Material & Services | 2,000 | 2,000 | 2,000 | 3,500 |
| | | | | | | AP22.205.012 | [3686] Maintenance Of Building | | | | 3,00,000 |
| | | | | | | AP22.205.028 | [3702] Repairs Of Lab Equipment | 5,000 | | | |
| | | | | | | | AP22.205 TOTAL | 32,000 | 17,000 | 27,000 | 3,38,500 |
| | | | | | | AP22.206 | Other Expenses | | | | |
| | | | | | | AP22.206.004 | [3713] Hospitality & Sumptuary Expenses | 1,000 | 1,000 | 2,500 | 3,000 |
| | | | | | | | AP22.206 TOTAL | 1,000 | 1,000 | 2,500 | 3,000 |
| | | | | | | | AP22 TOTAL | 63,899 | 71,000 | 86,824 | 4,21,500 |
| AR31 | Salary Grants | | | | | AP31 | Staff Payments & Benefits | | | | |
| AR31.201 | State Government- Salary Grants (Non Teaching /Teaching Staff Under Sps) | | | | | AP31.201 | Aided Salaries (Teaching Staff Approved Under Sps) | | | | |
| AR31.201.001 | [0485] Salary Grant | 98,000 | 1,00,000 | 1,44,000 | 2,88,000 | AP31.201.001 | [3750] Pay & Allowances | 37,500 | 50,000 | | |
| | | | | | | AP31.201.002 | [3751] Clock Hour Basis / Consolidated | 97,600 | 1,00,000 | 1,44,000 | 2,88,000 |
| | | | | | | AP31.201.003 | [3752] Vacant Posts | | | | |
| | | | | | | | AP31.201 TOTAL | 1,35,100 | 1,50,000 | 1,44,000 | 2,88,000 |
| | | | | | | | AP31 TOTAL | 1,35,100 | 1,50,000 | 1,44,000 | 2,88,000 |
| AR32 | Other Income | | | | | | | | | | |

| R E C E I P T S | | | | | | E X P E N D I T U R E | | | | | |
|-----------------|--|---|------------------------------------|---|------------------------------------|-----------------------|--|---|------------------------------------|---|------------------------------------|
| ALIAS | PARTICULARS | Unaudited Figures For Year 2016 - 2017 | Budget Estimates 2017 - 2018 | Revised Budget Estimates 2017 - 2018 | Budget Estimates 2018 - 2019 | ALIAS | PARTICULARS | Unaudited Figures For Year 2016 - 2017 | Budget Estimates 2017 - 2018 | Revised Budget Estimates 2017 - 2018 | Budget Estimates 2018 - 2019 |
| AR32.202 | Interest On Saving Accounts | | | | | | | | | | |
| AR32.202.001 | [0520] Interest On Saving Bank Account | 5,000 | 5,000 | | | | | | | | |
| | AR32.202 TOTAL | 5,000 | 5,000 | | | | | | | | |
| | AR32 TOTAL | 5,000 | 5,000 | | | | | | | | |
| | Sector A TOTAL | 3,41,430 | 4,86,500 | 5,02,110 | 18,19,900 | | Sector A TOTAL | 2,68,868 | 3,16,000 | 4,75,744 | 17,07,800 |
| Sector B | Agency Budget | | | | | Sector B | Agency Budget | | | | |
| | | | | | | BP01 | Grant -In- Aid State /Central Government Agency - Other Than Research | | | | |
| | | | | | | BP01.101 | Building | | | | |
| | | | | | | BP01.101.002 | [3926] Major Reparis & Renovation | | | | |
| | | | | | | | BP01.101 TOTAL | | | | |
| | | | | | | | BP01 TOTAL | | | | |
| | Sector B TOTAL | | | | | | Sector B TOTAL | | | | |
| Sector D | Deposits And Advances Budget | | | | | Sector D | Deposits And Advances Budget | | | | |
| DR01 | Students Related Deposits | | | | | DP01 | Students Related Deposits | | | | |
| DR01.301 | Library Deposit | | | | | DP01.301 | Library Deposit | | | | |
| DR01.301.001 | [2105] Receipts Of Deposit | 7,500 | 15,000 | 6,000 | 30,000 | DP01.301.001 | [5291] Refund Of Deposit | 7,500 | 15,000 | 6,000 | 30,000 |
| | DR01.301 TOTAL | 7,500 | 15,000 | 6,000 | 30,000 | | DP01.301 TOTAL | 7,500 | 15,000 | 6,000 | 30,000 |
| DR01.302 | Laboratory Deposit | | | | | DP01.302 | Laboratory Deposit | | | | |
| DR01.302.001 | [2110] Receipts Of Deposit | 5,000 | 10,000 | 4,000 | 20,000 | DP01.302.001 | [5295] Refund Of Deposit | 5,000 | 10,000 | 4,000 | 20,000 |
| | DR01.302 TOTAL | 5,000 | 10,000 | 4,000 | 20,000 | | DP01.302 TOTAL | 5,000 | 10,000 | 4,000 | 20,000 |
| DR01.306 | Caution Maoney Deposit | | | | | DP01.306 | Caution Maoney Deposit | | | | |
| DR01.306.001 | [2171] Caution Money Deposit(refund) | 1,000 | 1,000 | 400 | 2,000 | DP01.306.001 | [5320] Refund Of Deposit | 1,000 | 1,000 | 400 | 2,000 |
| | DR01.306 TOTAL | 1,000 | 1,000 | 400 | 2,000 | | DP01.306 TOTAL | 1,000 | 1,000 | 400 | 2,000 |
| | DR01 TOTAL | 13,500 | 26,000 | 10,400 | 52,000 | | DP01 TOTAL | 13,500 | 26,000 | 10,400 | 52,000 |
| | Sector D TOTAL | 13,500 | 26,000 | 10,400 | 52,000 | | Sector D TOTAL | 13,500 | 26,000 | 10,400 | 52,000 |
| | 5055 Aided Total | 3,54,930 | 5,12,500 | 5,12,510 | 18,71,900 | | 5055 Aided Total | 2,82,368 | 3,42,000 | 4,86,144 | 17,59,800 |

Pune Campus
5056 - JDBMS Pune (Unaided)
(Old Unaided Code : 2342)

| RECEIPTS | | | | | | EXPENDITURE | | | | | |
|--------------|---|---|------------------------------------|---|------------------------------------|--------------|---|---|------------------------------------|---|------------------------------------|
| ALIAS | PARTICULARS | Unaudited Figures For Year 2016 - 2017 | Budget Estimates 2017 - 2018 | Revised Budget Estimates 2017 - 2018 | Budget Estimates 2018 - 2019 | ALIAS | PARTICULARS | Unaudited Figures For Year 2016 - 2017 | Budget Estimates 2017 - 2018 | Revised Budget Estimates 2017 - 2018 | Budget Estimates 2018 - 2019 |
| Sector A | Capital And Revenue Receipt / Expenditure Budget | | | | | Sector A | Capital And Revenue Receipt / Expenditure Budget | | | | |
| | | | | | | AP07 | Books & Journals | | | | |
| | | | | | | AP07.101 | Purchase Of Books & Journals | | | | |
| | | | | | | AP07.101.001 | [3155] Purchase Of Books & Journals | | | | |
| | | | | | | | AP07.101 TOTAL | | | | |
| | | | | | | AP07.102 | Purchase Of E-Books & Journals | | | | |
| | | | | | | AP07.102.002 | [3166] Purchase Of E-Books & Journals | | | | |
| | | | | | | | AP07.102 TOTAL | | | | |
| | | | | | | | AP07 TOTAL | | | | |
| | | | | | | AP08 | Software & Development | | | | |
| | | | | | | AP08.101 | Purchase Of Software | | | | |
| | | | | | | AP08.101.005 | [3174] Purchase Of Software | | | | 20,000 |
| | | | | | | | AP08.101 TOTAL | | | | 20,000 |
| | | | | | | | AP08 TOTAL | | | | 20,000 |
| | | | | | | AP09 | Hardware & Peripherals | | | | |
| | | | | | | AP09.101 | Development Exp. | | | | |
| | | | | | | AP09.101.001 | [3200] Purchase Of Computer | | | | 50,000 |
| | | | | | | | AP09.101 TOTAL | | | | 50,000 |
| | | | | | | | AP09 TOTAL | | | | 50,000 |
| AR10 | Other Development Receipts | | | | | | | | | | |
| AR10.101 | Development Fees | | | | | | | | | | |
| AR10.101.001 | [0111] Development Fees From Student - Institute Share | | | | | | | | | | |
| | [0112] Development Fees From Student- University Share | | 9,30,000 | | 9,30,000 | | | | | | |
| | [0113] Development Fee | | | | | | | | | | |
| | AR10.101 TOTAL | | | | | | | | | | |
| | AR10 TOTAL | | | | | | | | | | |
| AR21 | Fees From Students & Colleges | | | | | AP21 | Academic & Activity Expenses | | | | |
| | | | | | | AP21.201 | Academic Expenses | | | | |
| | | | | | | AP21.201.001 | [3325] Admission Expenses | | 30,000 | | 30,000 |
| | | | | | | AP21.201.002 | [3326] Publications | | 20,000 | | 20,000 |
| | | | | | | AP21.201.003 | [3327] Field Work/Participation | | 30,000 | | 30,000 |

| RECEIPTS | | | | | | EXPENDITURE | | | | | |
|--------------|--|---|------------------------------------|---|------------------------------------|--------------|--------------------------------------|---|------------------------------------|---|------------------------------------|
| ALIAS | PARTICULARS | Unaudited Figures For Year 2016 - 2017 | Budget Estimates 2017 - 2018 | Revised Budget Estimates 2017 - 2018 | Budget Estimates 2018 - 2019 | ALIAS | PARTICULARS | Unaudited Figures For Year 2016 - 2017 | Budget Estimates 2017 - 2018 | Revised Budget Estimates 2017 - 2018 | Budget Estimates 2018 - 2019 |
| | | | | | | AP21.201.011 | [3335] Prospectus Expenses | | 30,000 | | 30,000 |
| | | | | | | AP21.201.013 | [3337] Syllabus Expenses | | 20,000 | | 20,000 |
| | | | | | | AP21.201.015 | [3339] Research Journal Expenses | | 15,000 | | 15,000 |
| | | | | | | AP21.201.016 | [3340] Identity Card Expenses | | 2,100 | | 2,100 |
| | | | | | | | AP21.201 TOTAL | | 1,47,100 | | 1,47,100 |
| AR21.202 | Academic Receipts -Institution | | | | | AP21.202 | Activity Expenses | | | | |
| AR21.202.001 | [0220] Admission Fee | | 31,800 | | 31,800 | AP21.202.001 | [3355] Gymkhana Expenses | | 30,000 | | 30,000 |
| AR21.202.002 | [0221] Tuition Fee | | 66,67,440 | | 60,61,400 | AP21.202.003 | [3357] Computer Training Expenses | | 5,000 | | 5,000 |
| AR21.202.003 | [0222] Computer Training Fee | | | | | AP21.202.006 | [3360] Computer Lab Expenses | | 1,00,000 | | 1,00,000 |
| AR21.202.004 | [0223] Identity Card Fee | | 2,100 | | 2,100 | AP21.202.013 | [3367] Phd Expenses | | 5,000 | | 5,000 |
| | [0224] Diary Fee - Gross | | 3,000 | | 3,000 | AP21.202.022 | [3376] Instruction Material Expenses | | 15,000 | | 15,000 |
| | [0225] Diary Fee - Less : 100% Transfer To University | | 3,000 | | 3,000 | AP21.202.024 | [3378] Project Work Expenses | | 5,000 | | 5,000 |
| AR21.202.005 | [0226] Diary Fee - Net | | | | | AP21.202.078 | [3431] Mentoring Activity Expenses | | 50,000 | | 20,000 |
| | [0227] E-Suvidha Fee - Gross | | 3,000 | | 3,000 | AP21.202.079 | [3432] Student Activity Expenses | | 60,000 | | 40,000 |
| | [0228] E-Suvidha - Less : 100% Transfer To University | | 3,000 | | 3,000 | | | | | | |
| AR21.202.006 | [0229] E-Suvidha - Net | | | | | | | | | | |
| | [0230] Students Welfare Fee - Gross | | 4,500 | | 4,500 | | | | | | |
| | [0231] Students Welfare Fee -Less : Transfer To University | | 4,500 | | 4,500 | | | | | | |
| AR21.202.007 | [0232] Students Welfare Fee - Net | | | | | | | | | | |
| | [0233] Medical Fee - Gross | | 2,100 | | 2,100 | | | | | | |
| | [0234] Medical Fee-Less : Transfer To University | | 2,100 | | 2,100 | | | | | | |
| AR21.202.008 | [0235] Medical Fee - Net | | | | | | | | | | |
| | [0236] Sports Fee - Gross | | 6,000 | | 6,000 | | | | | | |
| | [0237] Sports Fee -Less : Transfer To University | | 6,000 | | 6,000 | | | | | | |
| AR21.202.009 | [0238] Sports Fee - Net | | | | | | | | | | |
| | [0239] Disaster Management Fee - Gross | | 600 | | 600 | | | | | | |
| | [0240] Disaster Management Fee -Less : 100% Transfer To University | | 600 | | 600 | | | | | | |
| AR21.202.010 | [0241] Disaster Management Fee - Net | | | | | | | | | | |
| | [0242] Ashwamedh/ Avishkar/ Indradhanushya Fee - Gross | | 1,800 | | 1,800 | | | | | | |
| | [0243] Ashwamedh/ Avishkar/ Indradhanushya Fee -Less : 100% Transfer To University | | 1,800 | | 1,800 | | | | | | |
| AR21.202.011 | [0244] Ashwamedh/ Avishkar/ Indradhanushya Fee - Net | | | | | | | | | | |
| | [0245] Eligibility Fee -Gross | | 15,000 | | 15,000 | | | | | | |

| RECEIPTS | | | | | | EXPENDITURE | | | | | |
|--------------|--|---|------------------------------------|---|------------------------------------|--------------|---|---|------------------------------------|---|------------------------------------|
| ALIAS | PARTICULARS | Unaudited Figures For Year 2016 - 2017 | Budget Estimates 2017 - 2018 | Revised Budget Estimates 2017 - 2018 | Budget Estimates 2018 - 2019 | ALIAS | PARTICULARS | Unaudited Figures For Year 2016 - 2017 | Budget Estimates 2017 - 2018 | Revised Budget Estimates 2017 - 2018 | Budget Estimates 2018 - 2019 |
| AR21.202.012 | [0246] Eligibility Fee -Less : 100% Transfer To University | | 15,000 | | 15,000 | | | | | | |
| | [0247] Eligibility Fee -Net | | | | | | | | | | |
| | [0248] Enrolment Fee - Gross | | 15,000 | | 15,000 | | | | | | |
| | [0249] Enrolment Fee - Less : 100% Transfer To University | | 15,000 | | 15,000 | | | | | | |
| AR21.202.013 | [0250] Enrolment Fee - Net | | | | | | | | | | |
| | [0251] Examinations - Gross | | 1,80,000 | | 1,80,000 | | | | | | |
| | [0252] Examinations -Less :Transfer To University | | 1,80,000 | | 1,80,000 | | | | | | |
| AR21.202.014 | [0253] Examinations Fee- Net | | | | | | | | | | |
| | [6307] Library Fee - Gross | | 1,20,000 | | 1,20,000 | | | | | | |
| | [6308] Library Fee -Less : 100% Transfer To University Library | | 1,20,000 | | 1,20,000 | | | | | | |
| | AR21.202 TOTAL | | 67,01,340 | | 60,95,300 | | AP21.202 TOTAL | | 2,70,000 | | 2,20,000 |
| AR21.203 | Activity Fees | | | | | | | | | | |
| AR21.203.001 | [0260] Gymkhana Fee | | 30,000 | | 30,000 | | | | | | |
| AR21.203.005 | [0264] Placement Fee | | 6,00,000 | | 1,80,000 | | | | | | |
| AR21.203.054 | [0313] Internet Fees | | 60,000 | | 60,000 | | | | | | |
| AR21.203.062 | [0321] Caution Money | | 30,000 | | 30,000 | | | | | | |
| AR21.203.090 | [0349] Instruction Material Fees | | 2,40,000 | | 2,40,000 | | | | | | |
| AR21.203.093 | [0352] Student Activity Fees | | 60,000 | | 60,000 | | | | | | |
| | AR21.203 TOTAL | | 10,20,000 | | 6,00,000 | | | | | | |
| | | | | | | AP21.206 | Seminars & Conferances | | | | |
| | | | | | | AP21.206.001 | [3515] Seminar Publication | | 20,000 | | 20,000 |
| | | | | | | | AP21.206 TOTAL | | 20,000 | | 20,000 |
| AR21.207 | Other Fee | | | | | AP21.207 | Materials, Consumables, Stores & Chemicals | | | | |
| AR21.207.002 | [0412] Fine/ Miscellaneous Fee | | 9,000 | | 5,000 | AP21.207.002 | [3531] Consumables Expenses | | 15,000 | | |
| | AR21.207 TOTAL | | 9,000 | | 5,000 | | AP21.207 TOTAL | | 15,000 | | |
| | | | | | | AP21.209 | Students' Welfare , Sports & Cultural Activitties Expenses | | | | |
| | | | | | | AP21.209.009 | [3558] Medical Check Up Expenses | | 2,100 | | 2,500 |
| | | | | | | AP21.209.013 | [3562] Workshops & Seminars Expenses | | 10,000 | | 20,000 |
| | | | | | | | AP21.209 TOTAL | | 12,100 | | 22,500 |
| | AR21 TOTAL | | 77,30,340 | | 67,00,300 | | AP21 TOTAL | | 4,64,200 | | 4,09,600 |
| | | | | | | AP22 | Administrative & General Expenses | | | | |
| | | | | | | AP22.201 | Administrative Expenses | | | | |
| | | | | | | AP22.201.001 | [3601] Advertisement And Pubicity | | 50,000 | | 75,000 |
| | | | | | | AP22.201.002 | [3602] Printing | | 10,000 | | 15,000 |

| R E C E I P T S | | | | | E X P E N D I T U R E | | | | | | |
|-----------------|-------------|---|------------------------------------|---|------------------------------------|--------------|---|---|------------------------------------|---|------------------------------------|
| ALIAS | PARTICULARS | Unaudited Figures For Year 2016 - 2017 | Budget Estimates 2017 - 2018 | Revised Budget Estimates 2017 - 2018 | Budget Estimates 2018 - 2019 | ALIAS | PARTICULARS | Unaudited Figures For Year 2016 - 2017 | Budget Estimates 2017 - 2018 | Revised Budget Estimates 2017 - 2018 | Budget Estimates 2018 - 2019 |
| | | | | | | AP22.201.003 | [3603] Stationery | | 5,000 | | 10,000 |
| | | | | | | AP22.201.005 | [3605] Xeroxing Charges | | 2,000 | | 3,000 |
| | | | | | | AP22.201.006 | [3606] Electricity And Power | 1,00,000 | | | 1,00,000 |
| | | | | | | AP22.201.007 | [3607] Telephone And Internet Charges | 50,000 | | | 50,000 |
| | | | | | | AP22.201.008 | [3608] Postage , Telegram & Courier Charges | 5,000 | | | 5,000 |
| | | | | | | AP22.201.010 | [3610] Professional Charges | 50,000 | | | 50,000 |
| | | | | | | AP22.201.011 | [3611] Meeting Expenses | 50,000 | | | 50,000 |
| | | | | | | AP22.201.012 | [3612] Membership / Subscription Expenses | 20,000 | | | 20,000 |
| | | | | | | AP22.201.014 | [3614] News Paper, Periodicals (Magaziens & Journals) | 6,000 | | | 6,000 |
| | | | | | | AP22.201.015 | [3615] Uniform To Peons | 10,000 | | | 10,000 |
| | | | | | | AP22.201.016 | [3616] Sanitary Materials | 12,000 | | | 10,000 |
| | | | | | | AP22.201.017 | [3617] Garden Expenditure | 6,000 | | | 6,000 |
| | | | | | | AP22.201.018 | [3618] Staff Welfare Expenses | 20,000 | | | 20,000 |
| | | | | | | AP22.201.021 | [3621] Pest Control | 3,000 | | | 3,000 |
| | | | | | | AP22.201.022 | [3622] Bank Charges | 6,000 | | | 6,000 |
| | | | | | | AP22.201.023 | [3623] Miscellaneous Expenses | 10,000 | | | 10,000 |
| | | | | | | AP22.201.024 | [3624] Statutory Audit Charges | 5,000 | | | 5,000 |
| | | | | | | AP22.201.025 | [3625] Internal Audit Charges | 5,000 | | | 5,000 |
| | | | | | | AP22.201.028 | [3628] Outsourcing Account Work | 5,000 | | | 5,000 |
| | | | | | | | AP22.201 TOTAL | 4,30,000 | | | 4,64,000 |
| | | | | | | AP22.202 | Travelling And Transportaton Expenses | | | | |
| | | | | | | AP22.202.001 | [3645] Ta/Da Expenses Staff | 25,000 | | | 25,000 |
| | | | | | | AP22.202.002 | [3646] Ta/Da Expenses Meeting | 25,000 | | | 25,000 |
| | | | | | | AP22.202.003 | [3647] Vehicle Hire Charges | 10,000 | | | |
| | | | | | | AP22.202.004 | [3648] Food Allowance | 20,000 | | | |
| | | | | | | | AP22.202 TOTAL | 80,000 | | | 50,000 |
| | | | | | | AP22.203 | Insurance & Taxes | | | | |
| | | | | | | AP22.203.002 | [3656] Rates And Taxes | 4,00,000 | | | 4,00,000 |
| | | | | | | | AP22.203 TOTAL | 4,00,000 | | | 4,00,000 |
| | | | | | | AP22.204 | Outsource Services | | | | |
| | | | | | | AP22.204.001 | [3665] House Keeping Services | 25,000 | | | 25,000 |
| | | | | | | AP22.204.004 | [3668] Water | 25,000 | | | 20,000 |
| | | | | | | | AP22.204 TOTAL | 50,000 | | | 45,000 |
| | | | | | | AP22.205 | Repairs And Maintenance | | | | |
| | | | | | | AP22.205.001 | [3675] Maintenance Of Office Equipments | 10,000 | | | 10,000 |
| | | | | | | AP22.205.002 | [3676] Maintenance Of Furniture & Fixture | 5,000 | | | 5,000 |
| | | | | | | AP22.205.003 | [3677] Maintenance Of Electric Installation | 5,000 | | | 5,000 |
| | | | | | | AP22.205.004 | [3678] Maintenance Of Hardwares | 5,000 | | | 5,000 |

| RECEIPTS | | | | | | EXPENDITURE | | | | | |
|--------------|--|--|------------------------------|--------------------------------------|------------------------------|--------------|---|--|------------------------------|--------------------------------------|------------------------------|
| ALIAS | PARTICULARS | Unaudited Figures For Year 2016 - 2017 | Budget Estimates 2017 - 2018 | Revised Budget Estimates 2017 - 2018 | Budget Estimates 2018 - 2019 | ALIAS | PARTICULARS | Unaudited Figures For Year 2016 - 2017 | Budget Estimates 2017 - 2018 | Revised Budget Estimates 2017 - 2018 | Budget Estimates 2018 - 2019 |
| | | | | | | AP22.205.005 | [3679] Maintenance Of Software | | 10,000 | | 10,000 |
| | | | | | | AP22.205.006 | [3680] Maintenance Of AC | | 2,000 | | 2,000 |
| | | | | | | AP22.205.007 | [3681] Maintenance Of Telephone | | 1,000 | | 2,000 |
| | | | | | | AP22.205.012 | [3686] Maintenance Of Building | | 5,600 | | 10,000 |
| | | | | | | AP22.205.015 | [3689] Maintenance Of Pump Sets | | 5,000 | | 5,000 |
| | | | | | | AP22.205.018 | [3692] Maintenance Of Garden | | 8,000 | | 8,000 |
| | | | | | | AP22.205.026 | [3700] Emergency & Unforeseen Repairs | | 5,000 | | 10,000 |
| | | | | | | AP22.205.030 | [3704] Maintenance Of Computer | | 2,000 | | 5,000 |
| | | | | | | | AP22.205 TOTAL | | 63,600 | | 77,000 |
| | | | | | | AP22.206 | Other Expenses | | | | |
| | | | | | | AP22.206.004 | [3713] Hospitality & Sumptuary Expenses | | 20,000 | | 20,000 |
| | | | | | | AP22.206.008 | [3717] Any Other Contingent Expenses | | 20,000 | | 20,000 |
| | | | | | | | AP22.206 TOTAL | | 40,000 | | 40,000 |
| | | | | | | | AP22 TOTAL | | 10,63,600 | | 10,76,000 |
| | | | | | | AP31 | Staff Payments & Benefits | | | | |
| | | | | | | AP31.204 | Unaided Salaries (Teaching Staff) | | | | |
| | | | | | | AP31.204.001 | [3780] Pay & Allowances | | 40,00,000 | | 40,00,000 |
| | | | | | | AP31.204.006 | [3785] Visiting Faculty Teaching | | 3,00,000 | | 2,00,000 |
| | | | | | | AP31.204.008 | [3787] C. P. F. Management Share | | 1,00,000 | | 1,00,000 |
| | | | | | | | AP31.204 TOTAL | | 44,00,000 | | 43,00,000 |
| | | | | | | AP31.205 | Un Aided Non Teaching | | | | |
| | | | | | | AP31.205.001 | [3793] Pay & Allowances | | 5,00,000 | | |
| | | | | | | AP31.205.003 | [3802] Vacant Posts | | 5,50,000 | | 5,50,000 |
| | | | | | | AP31.205.005 | [3804] Medical Allowances | | 5,000 | | |
| | | | | | | AP31.205.007 | [3806] Overtime | | 20,000 | | |
| | | | | | | AP31.205.008 | [3807] Temp. Non Teaching Staff | | 7,00,000 | | 2,50,000 |
| | | | | | | | AP31.205 TOTAL | | 17,75,000 | | 8,00,000 |
| | | | | | | | AP31 TOTAL | | 61,75,000 | | 51,00,000 |
| | | | | | | | Sector A TOTAL | | 77,02,800 | | 66,55,600 |
| | Sector A TOTAL | | 77,30,340 | | 67,00,300 | | Sector A TOTAL | | 77,02,800 | | 66,55,600 |
| Sector C | Earmarked And Special Funds Budget | | | | | Sector C | Earmarked And Special Funds Budget | | | | |
| CR04 | Trust Fund | | | | | CP04 | Trust Fund | | | | |
| CR04.202 | Contribution Dcps Recovery | | | | | | | | | | |
| CR04.202.004 | [1718] Contribution From Non-Teaching Un-Aided | | 10,000 | | | | | | | | |
| | CR04.202 TOTAL | | 10,000 | | | CP04.203 | Payment Of Cpf Claims | | | | |

| R E C E I P T S | | | | | | E X P E N D I T U R E | | | | | |
|-----------------|-------------------------------------|---|------------------------------------|---|------------------------------------|-----------------------|--|---|------------------------------------|---|------------------------------------|
| ALIAS | PARTICULARS | Unaudited Figures For Year 2016 - 2017 | Budget Estimates 2017 - 2018 | Revised Budget Estimates 2017 - 2018 | Budget Estimates 2018 - 2019 | ALIAS | PARTICULARS | Unaudited Figures For Year 2016 - 2017 | Budget Estimates 2017 - 2018 | Revised Budget Estimates 2017 - 2018 | Budget Estimates 2018 - 2019 |
| | | | | | | CP04.203.002 | [5031] Payment Of Claims - Non-Teaching Un- Aided | | 10,000 | | |
| | CR04 TOTAL | | 10,000 | | | | CP04.203 TOTAL | | 10,000 | | |
| | Sector C TOTAL | | 10,000 | | | | CP04 TOTAL | | 10,000 | | |
| | | | | | | | Sector C TOTAL | | 10,000 | | |
| Sector D | Deposits And Advances Budget | | | | | Sector D | Deposits And Advances Budget | | | | |
| DR05 | Advances To Employees | | | | | DP05 | Advances To Employees | | | | |
| DR05.302 | Festival | | | | | DP05.302 | Festival | | | | |
| DR05.302.001 | [2215] Recovery Of Advances Paid | | 15,000 | 15,000 | | DP05.302.001 | [5395] Advances Paid | | 15,000 | | 15,000 |
| | DR05.302 TOTAL | | 15,000 | 15,000 | | | DP05.302 TOTAL | | 15,000 | | 15,000 |
| | DR05 TOTAL | | 15,000 | 15,000 | | | DP05 TOTAL | | 15,000 | | 15,000 |
| | Sector D TOTAL | | 15,000 | 15,000 | | | Sector D TOTAL | | 15,000 | | 15,000 |
| | 5056 Aided Total | | 77,55,340 | | 67,15,300 | | 5056 Aided Total | | 77,27,800 | | 66,70,600 |





S.N.D.T. Women's University

1, Nathibai Thackersey Road, Mumbai 400020

LIST OF AIDED INSTITUTIONS & DEPARTMENTS


| Sr.No. | Code | Name | Old Code | Page Number |
|--------|-------|---|----------|-------------|
| 1. | G5001 | S.N.D.T. Women's University, Churchgate | 0001 | 47 - 76 |
| 2. | 0002 | S.N.D.T. College of Arts and Commerce, Churchgate, Mumbai | 0230 | 77 - 85 |
| 3. | 0004 | P.V.D.T. College of Education for Women, Churchgate, Mumbai | 0232 | 86 - 93 |
| 4. | 0005 | Leelabai Thackersey College of Nursing, UG Churchgate, Mumbai | 0231 | 94 - 102 |
| 5. | 0006 | Shree Hansraj Pragji Thakersey School Of Library Science | 0229 | 103 - 108 |
| 6. | 0036 | Department of Continuing and Adult Education, Churchgate | 0228 | 109 - 113 |
| 7. | 0078 | Department Of Applied Linguistics, Churchgate, Mumbai (Department of Language Teaching) | 0414 | 114 - 115 |
| 8. | 0079 | Department of Guidance and Counselling, Churchgate, Mumbai | 0415 | 116 - 121 |
| 9. | 0373 | Department Of English, Churchgate, Mumbai | 0401 | 122 - 128 |
| 10. | 0374 | Department Of Gujrati, Churchgate, Mumbai | 0402 | 129 - 135 |
| 11. | 0375 | Department Of Hindi, Churchgate, Mumbai | 0403 | 136 - 141 |
| 12. | 0376 | Department Of Marathi, Churchgate, Mumbai | 0404 | 142 - 148 |
| 13. | 0377 | Department Of Sanskrit, Churchgate, Mumbai | 0405 | 149 - 154 |
| 14. | 0378 | Department Of Economics, Churchgate, Mumbai | 0406 | 155 - 161 |
| 15. | 0379 | Department Of Commerce, Churchgate, Mumbai | 0416 | 162 - 167 |
| 16. | 0380 | Department Of History, Churchgate, Mumbai | 0408 | 168 - 174 |
| 17. | 0381 | Department Of Political Science, Churchgate, Mumbai | 0409 | 175 - 180 |
| 18. | 0382 | Department Of Psychology, Churchgate, Mumbai | 0410 | 181 - 187 |
| 19. | 0383 | Department Of Sociology, Churchgate, Mumbai | 0411 | 188 - 193 |
| 20. | 0384 | Department Of Drawing and Painting, Churchgate, Mumbai | 0412 | 194 - 200 |
| 21. | 0385 | Department Of Music, Churchgate, Mumbai | 0413 | 201 - 207 |

List of AIDED Institutions & Departments

| Sr.No. | Code | Name | Old Code | Page Number |
|--------|------|---|----------|-------------|
| 22. | 5002 | Students Welfare | 0021 | 208 - 209 |
| 23. | 5003 | Department of Physical Education | 0022 | 210 - 212 |
| 24. | 5004 | Knowledge Resource Centre Churchgate | 0025 | 213 - 217 |
| 25. | 5007 | N.S.S. | 0060 | 218 - 220 |
| 26. | 5008 | Arts Junior College, Churchgate | 0233 | 221 - 225 |
| 27. | 5009 | Department of Education, Churchgate | 0423 | 226 - 233 |
| 28. | 5059 | Leelabai Thackersey College Of Nursing, PG Churchgate, Mumbai | 0431 | 234 - 241 |
| 29. | 0008 | S.H.P.T. College of Science, Santacruz, Mumbai | 1426 | 242 - 248 |
| 30. | 0009 | S.V.T. College of Home Science (Autonomous) Juhu, Mumbai | 1851 | 249 - 256 |
| 31. | 0010 | Premilila Vithaldas Polytechnic, Santacruz, Mumbai | 1239 | 257 - 268 |
| 32. | 0011 | C.U. Shah College of Pharmacy, Santacruz, Mumbai UG | 1240 | 269 - 274 |
| 33. | 0013 | Research Centre for Womens Studies, Juhu, Mumbai | 1236 | 275 - 281 |
| 34. | 0014 | Centre of Special Education, Santacruz, Mumbai | 1424 | 282 - 287 |
| 35. | 0050 | Post Graduate Department of Computer Science, Santacruz, Mumbai | 1443 | 288 - 292 |
| 36. | 0075 | Department of Education Management, Juhu, Mumbai | 1427 | 293 - 297 |
| 37. | 0076 | Department of Educational Technology, Juhu, Mumbai | 1425 | 298 - 311 |
| 38. | 0397 | Department Of Resource Management, Juhu | 1421 | 312 - 319 |
| 39. | 0398 | Department Of Human Development, Juhu | 1419 | 320 - 327 |
| 40. | 0399 | Department Of Extension Education, Juhu | 1422 | 328 - 334 |
| 41. | 0400 | Department Of Textile Science and Apparel Design, Juhu | 1420 | 335 - 341 |
| 42. | 5010 | Department of Food Science & Nutrition, Juhu | 1418 | 342 - 350 |
| 43. | 5011 | Centre of Special Education UG | 1224 | 351 - 358 |
| 44. | 5062 | Centre For Vocational & Technical Education Juhu | 1355 | 359 - 363 |
| 45. | 0018 | SNDT College of Education , Pune | 2246 | 364 - 373 |
| 46. | 0089 | Post Graduate Department of Education, Pune , Adied (M.Ed) | 2446 | 374 - 380 |
| 47. | 0386 | Department Of Economics, Pune | 2406 | 381 - 387 |

List of AIDED Institutions & Departments

| Sr.No. | Code | Name | Old Code | Page Number |
|--------|------|--|----------|-------------|
| 48. | 0389 | Department Of Marathi, Pune | 2404 | 388 - 394 |
| 49. | 0390 | Department Of Hindi, Pune | 2403 | 395 - 401 |
| 50. | 0391 | Department Of Commerce, Pune | 2416 | 402 - 409 |
| 51. | 0392 | Department Of Geography, Pune | 2407 | 410 - 418 |
| 52. | 0394 | Department Of Drawing and Painting, Pune | 2412 | 419 - 426 |
| 53. | 0395 | Department Of Music, Pune | 2413 | 427 - 433 |
| 54. | 5014 | Continuing Education, Pune | 2228 | 434 - 434 |
| 55. | 5015 | S.N.D.T. College of Home Science (Sr.), Pune, UG | 2244 | 435 - 440 |
| 56. | 5016 | S.N.D.T. Arts & Commerce (Senior) College, Pune (BA. B.Com, BVA) | 2245 | 441 - 450 |
| 57. | 5017 | S.N.D.T. Arts & Commerce (Junior) College, Pune | 2247 | 451 - 454 |
| 58. | 5018 | S.N.D.T. College of Home Science (Junior), Pune | 2248 | 455 - 459 |
| 59. | 5019 | S.N.D.T. Kanyashala, Pune | 2249 | 460 - 466 |
| 60. | 5020 | Premilila Vitthaldas Kanyashala, Pune | 2250 | 467 - 471 |
| 61. | 5021 | S.N.D.T. Arts & Commerce College (Higher Secondary Vocational Course) | 2254 | 472 - 474 |
| 62. | 5022 | S.N.D.T. Home Science College (Higher Secondary Vocational Course) | 2255 | 475 - 479 |
| 63. | 5054 | Department Of Psychology (Marathi), Pune | 2410 | 480 - 486 |
| 64. | 5055 | Department Of Communication For Children | 2444 | 487 - 493 |
| 65. | 0358 | Maharashi Karve Model College for Women, Shriwardhan | 4256 | 494 - 498 |





S.N.D.T. Women's University

1, Nathibai Thackersey Road, Mumbai 400020

LIST OF UNAIDED INSTITUTIONS & DEPARTMENTS

| Sr.No. | Code | Name | Old Code | Page Number |
|--------|------|---|----------|-------------|
| 1. | 0002 | S.N.D.T. College of Arts and Commerce, Churchgate, Mumbai | 0330 | 507 - 514 |
| 2. | 0019 | Department of Adult and Continuing Education, Churchgate, Mumbai | 0528 | 515 - 520 |
| 3. | 0036 | Department of Continuing and Adult Education, Churchgate | 0328 | 521 - 525 |
| 4. | 0078 | Department Of Applied Linguistics, Churchgate, Mumbai (Department of Language Teaching) | 0514 | 526 - 530 |
| 5. | 0079 | Department of Guidance and Counselling, Churchgate, Mumbai | 0515 | 531 - 537 |
| 6. | 0382 | Department Of Psychology, Churchgate, Mumbai | 0510 | 538 - 543 |
| 7. | 0388 | Department Of Social Work, Churchgate, Mumbai | 0517 | 544 - 549 |
| 8. | 5009 | Department of Education, Churchgate | 0523 | 550 - 555 |
| 9. | 5024 | Hostel, Churchgate | 0123 | 556 - 560 |
| 10. | 5025 | Patkar Hall | 0124 | 561 - 564 |
| 11. | 5026 | Department of Psychology (Counselling), Churchgate | 0558 | 565 - 570 |
| 12. | 0001 | School of Law | 1338 | 571 - 578 |
| 13. | 0009 | S.V.T. College of Home Science (Autonomous) Juhu, Mumbai | 1951 | 579 - 583 |
| 14. | 0013 | Research Centre for Womens Studies, Juhu, Mumbai | 1336 | 584 - 586 |
| 15. | 0035 | Jankidevi Bajaj Institute of Management Studies, Santacruz | 1342 | 587 - 594 |
| 16. | 0049 | Usha Mittal Institute of Technology, Santacruz, Mumbai | 1341 | 595 - 605 |
| 17. | 0050 | Post Graduate Department of Computer Science, Santacruz, Mumbai | 1543 | 606 - 613 |
| 18. | 0076 | Department of Educational Technology, Juhu, Mumbai | 1525 | 614 - 615 |
| 19. | 0099 | Centre for Distance Education, Juhu, Mumbai | 1335 | 616 - 621 |
| 20. | 0396 | Department Of Food Science and Nutrition, Juhu | 1518 | 622 - 629 |
| 21. | 0398 | Department Of Human Development, Juhu | 1519 | 630 - 637 |

List of UNAIDED Institutions & Departments

| Sr.No. | Code | Name | Old Code | Page Number |
|--------|------|---|----------|-------------|
| 22. | 0399 | Department Of Extension Education, Juhu | 1522 | 638 - 643 |
| 23. | 5012 | Centre of Special Education, PG | 1324 | 644 - 647 |
| 24. | 5027 | Hostel, Juhu | 1123 | 648 - 652 |
| 25. | 5029 | Ramkrishna Bajaj - CFBP Consumer Education and Testing Centre | 1128 | 653 - 656 |
| 26. | 5036 | Chintaman Uttamdas Shah College of Pharmacy, PG | 1540 | 657 - 664 |
| 27. | 5060 | Premilila Vithaldas Polytechnic, (J D M) Santacruz, Mumbai | 1354 | 665 - 671 |
| 28. | 5061 | Premilila Vithaldas Polytechnic, (T & T) Santacruz, Mumbai | 1339 | 672 - 676 |
| 29. | 0015 | S.N.D.T. Arts and Commerce College for Women, BCA Pune | 2345 | 677 - 681 |
| 30. | 0016 | S.N.D.T. College of Home Science, Pune | 2344 | 682 - 684 |
| 31. | 0393 | Department Of Psychology (English), Pune | 2510 | 685 - 690 |
| 32. | 0430 | Department of Food Science and Nutrition,(MSC ,NFP) Pune | 2547 | 691 - 695 |
| 33. | 5038 | Hostel, Pune | 2123 | 696 - 700 |
| 34. | 5039 | Department of Continuing Education, Pune | 2328 | 701 - 707 |
| 35. | 5041 | SNDT Arts & Commerce Collge (Sr.), Pune BAF | 2357 | 708 - 712 |
| 36. | 5042 | College of Home Science Pune,PG Diploma Dietetics | 2544 | 713 - 716 |
| 37. | 5043 | College of Home Science, Diploma In Sports Science, Fitness And Nutrition -Pune | 2545 | 717 - 719 |
| 38. | 5045 | Post Graduate Department of Education, Pune, Unadied (M.Ed.) | 2546 | 720 - 728 |
| 39. | 5055 | Department Of Communication For Children | 2559 | 729 - 734 |
| 40. | 5056 | JDBMS Pune | 2342 | 735 - 740 |

