



Government of Maharashtra

STATE COMMON ENTRANCE TEST CELL

महाराष्ट्र शासन

राज्य सामाईक प्रवेश परीक्षा कक्ष

Information Brochure for On-Line CET

For

First Year of Two Year Post-Graduate Degree Course in **Master of Education**
leading to

M.Ed. (Regular, Full Time Course)

2017-2018

STATE COMMON ENTRANCE TEST CELL

305, Government Polytechnic Building,

49, Kherwadi, Ali Yavar Jung Marg, Bandra East,

Mumbai-400051 (Maharashtra State.)

TELEPHONE NOS:-+91-22-26473719

E-MAIL:- maharashtra.cetcell@gmail.com

WEBSITE:- <http://www.mahacet.org>

Competent Authority:- Commissioner, State CET CELL, Mumbai.

Nodal Officer:- Director, Higher Education, Maharashtra State,

Central Building, Pune 411001.

Telephone No:-020-26051729

WEBSITE:-<http://www.dhepune.gov.in>

Help Desk Email leexaminfo@gmail.com

Help Desk Contact No: 180030002648

INDEX

Sr. No.	Particulars	Page No.
1	Index & MAH-M.Ed.-2017 ACTIVITY SCHEDULE	2
1	NOTIFICATIONS and RESOLUTIONS FOR REFERENCE	3
1.1	Important Notes for Candidates and Institutes	3
2	Introduction	4
3	Competent Authority+ Nodal Officer	4
4	Eligibility for Appearing to MAH-M.Ed. CET-2017	4-5
5	MAH-M.Ed. CET-2017 :Schedule	5-6
6	Examination Fees for MAH-M.Ed. CET-2017	6
7	Procedure for On-line Application Form Filling and Registration for MAH-M.Ed. CET-2017	7-8
8	Payment of CET Examination Fees: Procedure	8
9	Guidelines for Scanning and Uploading of Candidate's Photograph and Signature	8-9
10	Downloading Hall Ticket through Candidate's Log-In	10
11	Identity Verification of the Candidate at CET Examination Centre	10-11
12	Candidates Reporting Late: Instructions	11
13	Test Centers for MAH-M.Ed.-CET	11
14	Syllabus and Marking Scheme for MAH-M.Ed.CET-2017	12
15	Guidelines for persons with disabilities using a Scribe	12-13
16	Action against candidates found guilty of Misconduct/ Use of Unfair Means.	13
17	On Line MAH-M.Ed.CET-2017Examination	14-15
18	MAH-M.Ed. CET-Sample Questions	15-16
19	General Instructions	17
20	Legal Jurisdiction	18
21	Post CET Process	19
22	Scribe Declaration Form	20-21
23	HOW TO FILL MAH-M.Ed.-CET FORM	22

MAH-M.Ed.-2017 ACTIVITY SCHEDULE

Sr. No.	ACTIVITY	SCHEDULE	
		First Date	Last Date
1	On Line Registration for MAH-M.Ed. CET-2017 through Computer connected to Internet on the website www.mahacet.org // www.dhepune.gov.in/	Tuesday 25-04-2017	Monday 15-05-2017
2	Issue of Hall Ticket through login of successfully registered candidates	Monday 22-05-2017 on –wards	
3	Date of On-Line MAH-M.Ed. CET2017	Sunday-28-05-2017	
4	Declaration of result of the MAH-M.Ed. CET-2017 on the website www.dhepune.gov.in http://mahacet.org	Tuesday 20-06-2017 5.00 P.M.	

Important Note: The schedule displayed above is provisional and Competent Authority may change the same under Unavoidable Circumstances. The revised schedule, if any, will be notified on the following websites www.mahacet.org/ www.dhepune.gov.in/

1. NOTIFICATIONS and RESOLUTIONS FOR REFERENCES:

- Read:-
- 1) Government of Maharashtra Extra-ordinary Gazette Part-4.Extraordinary No:- 48 Regulation No:- 48-Dated 17th August 2015.
 - 2) Government Notification No. B.Ed. 4615/C.NO.210/C.E.-2 Dated 21nd January 2016.
 - 3) Government of Maharashtra Extra-ordinary Gazette Part-4-B.Extraordinary No:- 20 Notification No:-B.Ed.4615/C.No.-210/C.E.-2 dated 22nd January 2016 (Marathi Version)
 - 4) Government of Maharashtra Extra-ordinary Gazette Part-4-B.Extraordinary No:- 138 Notification No:-B.Ed.4616/C.R.-1/C.E.-2 dated 6th May 2016.(English Version).
 - 5) Government of Maharashtra Extra-ordinary Gazette Part-4-B.Extraordinary No:- 194 Notification dated 20th July 2016 (Marathi Version)
 - 6) Government of Maharashtra Extra-ordinary Gazette Part-VIII Extraordinary No.72 Maharashtra Act No. XXX of 2006 dated 1st August 2006.
 - Gazette Notifications are downloadable from :<http://dgps.maharashtra.gov.in>
 - 7) Government of Maharashtra, Higher and Technical Education Department, Government Resolution No:- CET-2015/C.No.-440/C.E.-2 dated 28th January 2016.
 - 8) National Council for Teacher Education, New Delhi Notification No.F-51-1/2014-NCTE(N&S) dated 28th November 2014, Appendix-5: Norms and Standards for Master of Education Programme leading to Master of Education (M.Ed.) Degree.
 - 9) Minutes of the Meeting of the Admissions Regulating Authority dated 21st December 2016.

1.1 Important Notes for Candidates and Institutes

- All candidates are advised to download the Information Brochure for M.Ed. CET and read it carefully before filling in the MAH-M.Ed. On-line Application Form.
- All candidates are informed that in On –Line Process every Notice, Notification, Change is intimated in On –Line – Mode only.
- Candidates are advised to keep up date with the web sites.
- Candidates are advised to seek the help of the Colleges in their locality to fill in the On-Line form if they want. CET CELL has issued the Notice No. 3 dated 6th February 2017 to that effect.
- Application once finally submitted will not be allowed to be withdrawn/ Edited/Changed in any circumstances. **Fees once paid will NOT be refunded under any circumstances** nor can be held in reserve for next year's CET.
- All Institutes/Colleges participating in the CET and CAP Process are advised to use IT infrastructure/Computer Facility of the Institute/College to help candidates fill in the on line form.
- All Institutes/Colleges participating in the CET and CAP Process should also download and keep the Information Brochure on their office record.



महाराष्ट्र शासन
राज्य सामाईक प्रवेश परीक्षा कक्ष, मुंबई

Government of Maharashtra
STATE COMMON ENTRANCE TEST CELL, MUMBAI.

2. Introduction:

Government of Maharashtra has established a State Common Entrance Test Cell (CET CELL) under Admission Regulatory Authority (ARA) as per the provision in Section 10 of Maharashtra Unaided Private Professional Educational Institutions (Regulation of Admissions and Fees) Act, 2015, (Herein after called the Act).

According to Government Resolution No.CET-2016/F.No.84/MSHI-2, 7th April 2016 the Competent Authority shall conduct the **MAH-M.Ed. CET-2017** for the admission to the First Year of the Two Year Full Time Professional course in Education leading to **Master of Education for the Academic Year 2017-2018**.

The admissions to the following Institutes will be based on the Score of **MAH-M.Ed. CET 2017**, provided they are approved and recognized by Government of Maharashtra and are affiliated to any of the Non-agricultural University in the State of Maharashtra State and recognized by NCTE(WRC) :

1. All Government Colleges , Government Self-supporting Colleges offering M.Ed. Course,
2. All Government Aided Colleges, Aided Minority Colleges offering M.Ed. Course,
3. All University Managed Colleges/ Institutes/Departments offering M.Ed. Course,
4. All Un-aided Institutes, Unaided Minority Institutes/Departments offering M.Ed. Course covered as per the Act.

3. Competent Authority & Nodal Officer:

Commissioner, State CET Cell is the **Competent Authority** to conduct the **MAH-M.Ed. CET-2017** as per the Provisions of 2(c) and Section 10(2) of the Act.

Commissioner, State Common Entrance Test Cell has appointed **Director, Higher Education, Maharashtra State, Central Building, Pune, 411001** as the **Nodal Officer** for **MAH-M.Ed. CET and CAP 2017**.

4. Eligibility for Appearing to MAH-M. Ed. CET-2017:

: (i) The candidates seeking admissions to the **M.Ed. Programme(Full Time-Regular)** should be **Indian National**, and should have passed Bachelor's Degree from NCTE approved B.Ed. College affiliated to recognized Non-Agricultural University in 1) **B.Ed.** , 2) **B.A. B.Ed.** , / **B.Sc. B.Ed. (Integrated Course)** 3) **B.El.Ed.** (Bachelor of Elementary Education) with minimum 50% Marks for **Open Category** Candidates(49.50% and above marks to be considered as 50%) and Minimum 45% Marks in case of Backward Class Candidate belonging to Maharashtra State only(including SC, ST, VJ/DT, NT-1- (B), NT-2-(C), NT-3-(D), OBC, SBC) (44.50% and above to be considered as 45%) 4) **D.El.Ed (D.T.Ed./D.Ed.)** with **Under Graduate Degree** with minimum 50% of Marks in each **Diploma and Degree** respectively for **Open Category Candidates**(49.50% and above marks to be considered as 50%) and 45% Marks in case of **Backward Class Candidates** belonging to

.....

Maharashtra State only(including SC, ST, VJ/DT, NT-1- (B), NT-2-(C), NT-3-(D), OBC, SBC Categories) (44.50% and above to be considered as 45%)_ or equivalent Grade

Candidates from **Out- side Maharashtra Universities will be considered as Open Category candidates and criteria applicable to Open Category candidates will be applicable to them.,**

OR

(ii) The Candidate who is an **Indian National** and **has appeared or is going to appear** for the Final Year and Final Semester of the any B.Ed. Course from NCTE approved B.Ed. College affiliated to recognized Non-Agricultural University.

- **Candidates who are appearing for the Qualifying Examination i.e. (B.Ed.) in the academic year 2016-2017 are also eligible to apply for CET/ Entrance Examination. Such candidates will become eligible for admission only if they produce Marks Memo/ Degree Certificate of the Qualifying Examination and fulfil the eligibility criteria mentioned above while filling in the Admission Form in the Centralized Admission Process (CAP) after qualifying the M.Ed. CET Examination 2017.**
- **Candidates who have completed their B.Ed. from the Universities which give Grades/CGPA instead of marks will have to attach a Certificate of Equivalent Marks shown against the grades/CGPA from the Competent Authority of the University/Department/ College/Institute. Candidates who have completed their B.Ed. from the Universities which give marks for External Examination and Grades for Internal Assessment, will have to produce a certificate from the University/ College/Institute decoding Grades in to marks and fill in the proper marks. Candidates will have to attach the decoding list where the Codes are given to the subjects.**
- **It will be the responsibility of the candidate to fill in the correct marks scored by him/her at the qualifying Examination. The Candidate will be responsible for the details filled in by him/her.**

Notes:

- **Aggregate marks** mean the Grand Total of marks obtained by the candidate at the Diploma /Degree on which the Class/Division/ Grade is awarded by the Board/ University.
- In case the candidates are awarded Grade/s,/CGPA instead of marks, the conversion of Grade/s, CGPA to percentage of Marks would be based on the Formula/Procedure certified by the Board/ University/ Institution from where the candidate has obtained the Diploma/ Bachelor's Degree The candidate will have to bring the necessary proof to that effect from the Board/University/ Institution.
- The percentage of marks shall be calculated by rounding off to two places after decimal.
- The candidate belonging to SC/ST, DT/VJ, NT (A), NT-1 (B), NT-2(C), NT-3(D), OBC and SBC categories should produce "**Caste Certificate**" issued by the Competent Authority in Maharashtra State and the candidates belonging to ST category should submit "**Tribe Validity Certificate**" issued by the Scrutiny Committee of Tribal Department along with Caste certificate. Candidates belonging to DT/VJ, NT (A), NT-1 (B), NT-2(C), NT-3(D), OBC and SBC should submit Valid Non Creamy Layer Certificate valid for Current Academic Year as applicable at the time of verification of Documents/Admission, then only these candidates will be given benefits applicable to their category.

5. MAH-M.Ed. CET-2017 Schedule:

MAH-M.Ed. CET-2017 shall be conducted only in the On-Line Mode in **Multiple Sessions**, if required. MAH-M.Ed. CET-2017 will be conducted **on Sunday the 28th MAY 2017**. Candidates shall have to appear for the **On-Line CET strictly as per the date and session allotted to them at the allotted Venues and Centres in Maharashtra.**

No candidate will be allowed to appear for the Test in other than the allotted session, centre and venue.

6. Examination Fees for MAH-M.Ed.CET-2017

Application Form Processing Fees as stated below is to be paid through on-line system only by Internet Payment, Credit Card/ Debit Card (Ru Pay/Visa/MasterCard/Maestro), Internet Banking, IMPS, Cash Cards/ Mobile Wallets for which the service charges, as per rules, shall be applicable in addition to the application form Processing Fees. No other mode of payment shall be permitted. The fees is non-refundable and non-transferable under any circumstances.

For all Candidates from Outside Maharashtra State* (OMS), Open Category candidates from Maharashtra State and J&K Migrant candidates.	Rs. 1,000/-**
For Candidates belonging to Maharashtra State of Backward class Categories (SC, ST, VJ/DT(A), NT-1 (-B) NT-2 (-C), NT-3(-D), , OBC and SBC Categories. WITH VALID CASTE CERTIFICATE in case of ST candidate and Non-creamy layer certificate VJ/ DT, NT (A), NT (B), NT(C), NT(D), OBC and SBC candidates from Maharashtra State only.%	Rs. 500/-**

Fees once Paid is not Refundable under any circumstances.

* Candidates from Out- side Maharashtra Universities will be considered as Open Category candidates and criteria applicable to Open category candidates will be applicable to them., Detailed description of categories and Quota for Candidates having Caste Certificate from Maharashtra State only :-

NRI/OCI/PIO/Foreign National Students desirous of seeking Admission to MAH-M.Ed.-2017 Course are exempted from MAH-M.Ed.-2017 CET. They will have to apply on line when the CAP Process starts and Pay Stipulated Fee and get their documents verified by the Committee detailed in M.Ed. CAP Information Brochure to be published on line after the declaration of CET Result.

** As decided in ARA Meeting dated 21st December 2016.

Detailed Description of Categories and Quota for Candidates having Valid Caste Certificate from Maharashtra State only :-

Sr. No.	Category	% Quota
1	Scheduled Caste and Scheduled caste persons who have adopted Buddhist Religion	13
2	Scheduled Tribe (ST)	7
3	De-Notified Tribes (14 Similar Tribes) (VJ/DT) A	3
4	Nomadic Tribes (28 Tribes before January 1990) and similar Tribes) (NT-1) B	2.5
5	Nomadic Tribes (Dhangar and Similar Tribes (NT-2) C	3.5
6	Nomadic Tribes (Vanjari and Similar Tribes) NT-3) D	2
7	Other Backward Class (OBC)	19
	Total	50

Source: Maharashtra Act No. XXX of 2006.

7. Procedure for Online Application Form Filling and Registration for MAH-M.Ed. CET-2017

In order to appear for MAH-M.Ed. CET-2017, the candidates are required to apply On-Line as per the detailed procedure/guidelines given below:

A) IMPORTANT POINTS TO BE NOTED BEFORE REGISTRATION

Before applying online, Applicants/ Candidates should-

- go through the **Information Brochure** made available to them free of cost On-line and check for **Eligibility criteria**. Candidates in their own interest are advised to take a **Print out of the Information Brochure** and keep it handy for all references.
 - **scan their photograph and signature** ensuring that both the photograph and signature adhere to the required specifications as given under **Guideline for Photograph and Signature Scan and Upload**.
 - have a **valid e-mail ID and Mobile No.**, which should be kept active till the completion of this Admission Process.
- **APPLICATION FEES/INTIMATION CHARGES (NON REFUNDABLE)**
Application Fees for CET is to be paid in On-Line Mode. **The fees once paid is not refundable.** Bank Transaction charges for Online Payment of application fees/intimation charges will have to be borne by the Applicant.

B) Application Registration Procedure for CET:

Applicants are required to visit DHE's website <http://www.dhepune.gov.in/> or CET CELL's web site:- <http://www.mahacet.org> and open the given Application form link. For filling the Online Application Form, they should click on the option "**APPLY ONLINE**" which will open a new screen.

- (i) To register applicant should follow the below given steps:-
 - a) Choose the tab "**Click here for New Registration**" and enter Name, Contact details and E-mail ID.
 - B) A **provisional Registration Number and Password** will be generated by the system and displayed on the screen.
 - c) **Applicant should note down the Provisional Registration Number and Password in their note book and preserve it throughout the process.**
 - d) An Email and SMS indicating the Provisional Registration Number and Password will also be sent on the Mobile No. given by the Candidate. The Candidates are advised in their own interest to note down the Provisional Registration Number and Password in notebook.
- (ii) In case the applicant is unable to complete the application form in one go, he/she can save the data already entered by choosing "**SAVE AND NEXT**" tab. Prior to submission of the online application applicants are advised to use the "**SAVE AND NEXT**" facility to **verify the details in the online application form** and modify the same if required before Finally Submitting the Form.
- (iii) Applicants are advised to carefully fill and verify the details filled in the online application themselves **as no change will be possible/ entertained after clicking the FINAL SUBMIT BUTTON**. No request for Change in details will be entertained by the CET CELL. Hence Candidates are advised to verify their details before finally submitting the Form.
- (iv) The Name of the applicant or his/her Father/Husband etc. should be spelt correctly in the application as it appears in the **SSC/HSC/Convocation/Degree certificates/Mark Sheets** of equivalent degree. Any change/ alteration found may disqualify the candidature.
- (v) Applicants should validate their filled in details and Save their filled in application by clicking the '**Validate Your Details**' and '**Save & Next**' button.
- (vi) Applicants can proceed to upload Photo & Signature as per the specifications given in the Guidelines for Scanning and Upload of Photograph and Signature.

- (vii) Applicants can proceed to fill other details of the Application Form.
- (viii) Click on the Preview Tab to preview and verify the entire application form before **FINAL SUBMISSION.**
- (ix) Modify details, if required, and click on **'FINAL SUBMIT ONLY'** after verifying and ensuring that the photograph, signature uploaded and other details filled by you are correct.
- (x) Click on **'Payment'** Tab and proceed for Payment.
- (xi) Click on **'Submit'** button.

8. Payment of CET Examination Fees: Procedure:

Candidates are expected to remit the Form Fee using On Line Mode only as detailed below:

- i) The Candidate's Completed Application form is integrated with Payment Gateway and the payment process can be completed by following the instructions given below:-
- ii) The payment can be made by using Debit Cards (RuPay/Visa/MasterCard/Maestro). Credit Cards, Internet Banking, **IMPS(Immediate Payment Service (IMPS)** an instant interbank electronic fund transfer service through mobile phones), Cash Cards/ Mobile Wallets. **Bank transaction charges for On-Line Payment of Application Fee/Intimation Charges will have to be borne by the Candidate.**
- iii) **Candidates should ensure their eligibility before applying On Line /Paying the Fees.**
- iv) After submitting your payment information in the online application form, **PLEASE WAIT FOR THE INTIMATION FROM THE SERVER. DO NOT PRESS BACK OR REFRESH BUTTON IN ORDER TO AVOID DOUBLE CHARGE.**
- v) On successful completion of the On Line Transaction, an **e-Receipt** will be generated.
- vi) Non-generation of 'e-Receipt' indicates PAYMENT FAILURE. On failure of payment, applicants are advised to login again using their Provisional Registration Number and Password and repeat the process of payment.
- vii) Applicants are required to take a printout of the e-Receipt and online application form and preserve it properly. **Please note that if the same cannot be generated, online transaction may not have been successful.**
- viii) **For Credit Card users:** All charges are listed in Indian Rupee. If you use a non-Indian credit card, your bank will convert to your local currency based at prevailing exchange rates.
- ix) To ensure the security of your data, please close the browser window once your transaction is completed.
- x) **There is facility to print application form containing fee details after payment of fees. Candidates are advised to take a print out of the application form containing fee-details and preserve it.**
- xi) **No other mode of payment of fees will be accepted.**
- xii) **In case of failed on line transactions, the money deducted from the candidate's account is usually credited back within Four to Seven days. Since this amount is not credited into CET CELL's Account CET CELL cannot take any responsibility about it.**

9. Guidelines for Scanning and Uploading of Candidate's Photograph and Signature

IN CASE THE FACE IN THE PHOTOGRAPH OR SIGNATURE IS UNCLEAR, THE APPLICATION MAY BE REJECTED.

- **APPLICANT MAY EDIT THE APPLICATION AND RE-UPLOAD THE PHOTOGRAPH/ SIGNATURE IN CASE PHOTOGRAPH AND SIGNATURE IS NOT CLEAR..**

.....

I. PHOTOGRAPH IMAGE:

- Photograph must be a **recent**, passport size, color picture.
- The picture should be in **color, against a light-coloured, preferably** white background.
- Look straight at the camera with a relaxed face.
- If the picture is taken on a sunny day, have the sun behind you, or place yourself in the shade, so that you are not squinting and there are no harsh shadows.
- If you have to use flash, ensure there's no "red-eye".
- If you wear glasses make sure that there are no reflections and your eyes can be clearly seen.
- Photographs taken wearing Caps, Hats and Dark Glasses are not acceptable. Religious headwear is allowed but it must not cover your face. Your face should be clearly visible.
- A dimension 200 x 230 pixel is preferred.
- Size of file should be between 20kb-50kb.
- Ensure that the size of the scanned image is not more than 50KB. If the size of the file is more than 50KB, then adjust the settings of the scanner such as the DPI resolution, No.of colours etc. during the process of scanning.
- Candidates are advised to keep one copy of the photograph uploaded to be pasted on the Hall Ticket. The Uploaded photo image and photo pasted on the Hall Ticket should match. In case of mismatch of Photo, the applicant may be disqualified.

II. SIGNATURE IMAGE :

- The applicant has to sign on white paper with Black Ink pen.
- **The signature must be signed only by the applicant and not by any other person.**
- The applicant's signature obtained on the Hall Ticket and Attendance Sheet at the time of the CET Examination should match with the uploaded signature. In case of mismatch of signature, the applicant may be disqualified.
- A dimension 140 x 60 pixel is preferred for Signature image.
- Size of file should be between 10kb-20kb.
- Ensure that the size of the scanned image is not more than 20KB.

III. SCANNING THE PHOTOGRAPH & SIGNATURE

- Set the scanner resolution to a minimum of **200 dpi** (Dots per Inch).
- Set Color to True Color.
- File Size as specified above.
- Crop the image in the scanner to the edge of the Photograph/Signature, then use the upload editor to crop the image to the final size (as specified above).
- The image file should be JPG or JPEG format. An example file name is: image01.jpg or image01.jpeg Image dimension can be checked by listing the folder files or moving the mouse over the file image icon. Applicants using MS Windows/MS Office can easily obtain photo and signature in .jpeg format not exceeding 50KB & 20KB respectively by using MS Paint or MS Office Picture Manager. Scanned photograph and signature in any format can be saved in .jpg format by using 'Save As' option in the File menu and size can be reduced below 50KB (photograph) & 20KB (Signature) by using crop and then resize option [Please see point (i) & (ii) above for the pixel size] in the 'Image' menu. Similar options are available in other photo editor also.

- **If the size and format are not as prescribed, an error message will be displayed.**
- While filling in the Online Application Form the applicant will be provided with a link to upload his Photograph and Signature.

IV. Procedure for Uploading the Photograph and Signature

- There will be two separate links for uploading Photograph and Signature.
- Click on the respective link "Upload Photograph/ Upload Signature".
- Browse and Select the location where the Scanned Photo/Signature file has been saved.
- Select the file by clicking on it.
- Click the 'Upload' button
- **An online application which is incomplete** in any respect such as without Photograph and Signature uploaded in the online application form/unsuccessful fee payment **will not be considered as valid.**
- **After registering on-line candidates are advised to take printout of their system generated on-line application form.**
- **Important Note for All Candidates:-** Application once **Finally submitted will not be allowed to be withdrawn/ Edited/Changed in any circumstances. Fees once paid will NOT be refunded under any circumstances nor can be held in reserve for next year's CET**

10. Downloading Hall Ticket through Candidate's Log-In

As per the schedule given in the Information Brochure and latest Notifications/ Notices published on the web sites the candidates will have to visit the

[http:// www.dhepune.gov.in/](http://www.dhepune.gov.in/) <http://www.mahacet.org> website for downloading Hall Ticket for on-line Test from the given link.. Intimations for downloading Hall Ticket will also be sent through E-mail/SMS. Candidates should keep their E-mails and Mobile Phones active during the entire admission process. Candidates having Do Not Disturb mode active may not get SMS alerts. Hence all candidates are advised to check their e-mail accounts and visit web sites on regular basis. Once the candidate clicks the relevant link, he she can access the window for Hall Ticket download. The candidate is required to use **1) Registration Number/ Roll No, ii) Pass-word/ Date of Birth** in DD/MM/YY format for downloading the Hall Ticket. The candidate needs to affix recent recognizable photograph on the Hall Ticket preferably the same provided/uploaded during registration and appear at the examination centre with **1) Hall ticket ii) Original Photo Identity Proof** as stipulated below and proof of change in name, in original, if required, also specified in the Hall Ticket and **photo Identity proof as brought in original.**

11. Identity Verification of the Candidate at CET Examination Centre:

In the Examination Hall, the Hall Ticket along with Original of the Candidate's currently valid photo identity (bearing reasonably the same name as it appears on the Hall Ticket.) Such as **original PAN Card, Pass Port, Driving License, Voters ID Card, Bank Pass Book with photograph, photo-identity proof issued by the Gazetted officer on official letter head along with the photograph/Photo identity proof issued by the People's Representative on the official letter head along with photograph valid recent identity card issued by the recognized college/ university, Aadhar Card with Candidate's photograph, E-Aadhar Card with Candidate's Photograph, Original Employee Identity Card with Photograph Bar Council Identity Card with photograph , Original Identity card issued by recognized College/Department of University valid for Academic Year 2016-2017/ Original Hall Ticket/Admit Card with Candidate's Photograph issued for the Board/ University**

.....

Examination held in the year 2017 only should be submitted to the invigilator for verification. The candidate's identity will be verified with respect to his/her details on the Hall Ticket, if they do not match the candidate may not be allowed to appear for the Examination. **The Candidates must remember that Ration Card is not valid ID proof for the M.Ed. CET Examination.**

Note: Candidates have to produce in original the Photo Identity Proof along with Examination Hall Ticket while attending the Examination, without which they will not be allowed to take up the examination. Candidates must note that the name as appearing on the Hall Ticket (provided during the process of registration) should reasonably match the name appearing as on photo identity proof. **Female candidates who have changed their first /last / middle name post marriage must take special note of this, if there is any mismatch between the name indicated in the Hall Ticket and photo identity proof, the candidate will not be allowed to appear for the Examination.** In case of candidates who have changed their name will be allowed only if they produce Gazette Notification./ their Original Marriage Certificate/ Affidavit in Original declaring change in name. **In No case Colour Xerox, Mobile photo of the Original Identity Proof will be allowed.**

12. Candidates Reporting Late:

The candidates reporting to the CET Examination after the time specified on the Hall Ticket for the Examination will not be permitted to take the Examination. The reporting time mentioned on the Hall Ticket is prior to the start time of the On –Line Test. Though the duration of the Examination is 90 (Ninety) Minutes, Candidates are required to be at the venue for about 200 (Two Hundred) minutes including the time required for completion of various formalities such as Verification, Collection of various requisite Documents, Logging in, Giving Instructions etc. In the On-Line Examination mode, once the System Administrator has logged in No Candidate can be allowed to take the On Line Test. **Hence the candidates are advised to report to the Examination Centre much before the Reporting time. If the candidate reaches late to the Centre, in no case the Candidate will be adjusted in the other batch if any. Candidate himself will be responsible for denial of entry in the Centre for Late Reporting and or Non Submission of the Original Photo ID Proof and Original Change of Name Proof whatever the may be applicable to him/her.**

13. Test Centers for MAH-M.Ed.-CET:

1. MAH-M.Ed. CET 2017 will be conducted On-Line in the **selected cities in Maharashtra.** The cities in which **MAH-M.Ed. CET 2017** will be conducted are designated as “Centers” for the CET.
2. Each Centre may have many “Venues” depending upon the number of candidates appearing at that Centre.
3. A candidate appearing for CET shall be give his/her preference for the Centre, however, the Competent Authority reserves the right to allocate the Centre and Venue.
4. The Examination will be conducted On-Line at venues given in the respective Hall ticket of the Candidate.
5. **No request for change of Centre/Venue/Date/ Session for the Examination shall be entertained by the CET CELL under any circumstances..**
6. Competent authority, however, reserves the right to cancel any of the Examination Centres and /or add some other Centres, at its discretion, depending upon the response or number of application for particular Centre, administrative feasibility etc.
7. **Competent Authority also reserves the right to allot the candidate to any centre other than the one he/she has opted for.**
8. Candidate will appear for the examinations at the Examination Centre at his/her own risk and expenses and Competent Authority will not be responsible for any injury or losses etc. of any nature.

9. Choice of Centre once exercised by the candidate will be final and binding on the Candidate.
10. If sufficient number of candidates does not opt for a particular centre for “Online” examination, Competent Authority reserves the right to allot any other adjunct centre to those candidates OR if the number of the candidates is more than the capacity available for online examination for a Centre, Competent Authority reserves the right to allot any other Centre to the candidate.

14. Syllabus and Marking Scheme for MAH-M.Ed. CET 2017

The On Line CET is comprising of One Paper containing following Areas :

Sr. No.	Area	No of questions	Marks per question	Total Marks
1	Educational Philosophy- and Educational Sociology	20	1	20
2	Educational Psychology	20	1	20
3	Educational Evaluation and Educational Statistics	20	1	20
4	School Administration and Management	20	1	20
5	Information and Communication Technology and Research Aptitude	20	1	20
	Total	100	-----	100

The questions will be Objective Type- Multiple Choice Questions with Four Options.

There is No Negative Marking.

The Time allotted is One Hour and Thirty Minutes (Ninety Minutes only)

Medium of Test will be English and Marathi only.

14.1 Syllabus Contents:

1) (A) **Educational Philosophy** : Idealism, Realism, Naturalism and Pragmatism. **Philosophers** : Rabindranath Tagore, Mahatma Gandhi, Mahatma Phule, Rousseau, John Dewey and Plato.

(B) **Educational Sociology** : Education as an instrument of Change, Globalization, Modernization, National Integration, Value Education, Women Empowerment and Inclusive Education.

2) **Educational Psychology** : Personality, Intelligence, Theories of Learning, Mental Health, Social Psychology, Models of Teaching, Constructivism, Guidance and Counseling (Concept).

3) (A) **Educational Evaluation**: Concept, Types, Techniques, Methods, Taxonomy of Objectives.

(B) **Educational Statistics**: Measures of Central Tendency and Measures of Variability.

4) **School Administration and Management**: Kothari Commission, National Educational Polity, National Knowledge Commission, School Administration and Management, Current Events, Right to Education, Law regarding Education, Indian Education System and Educational Problems, Secondary School Code.

5) **Information and Communication Technology & Research Aptitude**: Use of Computers in Education (with reference to Teaching, Learning, Evaluation and Administration) and Research Aptitude.

15. Guidelines for Persons with Disabilities using a Scribe:

The **visually impaired** candidates (including blind and Candidates having low vision) and candidates whose writing speed is adversely affected permanently (Dominant hand affected candidate) due to Physical Disability and Candidates suffering from Dyslexia, Dyscalculia, Dysgraphia or for any reason can use their own scribe **at their own cost** during the on-line examination, subject to the limits in (ii) and (iii) below in all such cases where scribe is used the following rules will apply:

The candidate will have to arrange his/her own scribe at his /her cost.

The scribe arranged by the candidate should not be a candidate for the same examination. If violation of the above is detected at any stage of the process; candidature of the both the candidates and the scribe will be cancelled. Candidates eligible for and who wishes to use the services of the scribe in the examination should invariably carefully indicate the same in the online application form. Any subsequent request may not be favorably entertained...

- (i) **A person acting as a scribe for one candidate cannot be scribe for another candidate.**
- (ii) **The scribe can be from any academic stream but his qualification should be below the minimum qualification required for the CET.**
- (iii) Both the candidate as well as the scribe will have to give suitable undertaking in the enclosed Proforma confirming that the scribe fulfills all the stipulated eligibility criteria for the scribe mentioned above. Further in case it is later transpires that he /she did not fulfil any laid down eligibility criteria or suppressed material facts the candidature of the applicant will stand cancelled., irrespective of the result of the on-line examination.
- (iv) Those candidates who use a scribe shall be eligible for **compensatory time of 20 minutes** for every hour of the examination.
- (v) **Only candidates registered for compensatory time will be allowed Compensatory Time.** Such concessions since compensatory time given to the candidates shall be system based, it shall not be possible for the Competent Authority to allow such time if he/she has not registered for the same. Candidates not registered for compensatory time shall not be allowed such concessions. **Hence candidates eligible for using scribe and or getting compensatory time should fill in the form very carefully while registering themselves.**
- (vi) **The candidate with disability seeking scribe should fill in the form enclosed at the end of Information Brochure, affix the photo and enclose self- attested certificate from Civil Surgeon certifying the disability to be 40% and above in case of Low Vision, Dominant hand affected candidates and certificate from Civil Surgeon/Competent Authority to issue certificate in case of Dyslexia, Dyscalculia, Dysgraphia candidates..**

16. Action Against candidates found guilty of Misconduct/ use of Unfair Means:


Candidates are advised in their own interest **that they should not furnish any particulars that are false, tampered with or fabricated and should not suppress any material information while submitting on-line application. At the time of examination or in subsequent admission procedure, if a candidates (or has been) found guilty of:-**


- i. **Using unfair means**
- ii. Impersonating or procuring impersonification by any person or
- iii. Misbehaving in the Examination Hall or disclosing , publishing, reproducing, or any information therein in whole or part thereof in any form or by any means, verbal or written, electronically or mechanically for any purpose or
- iv. Resorting to any irregular or improper means in connection with his/her candidature or
- v. Obtaining support of his/her candidature by unfair means, or
- vi. Carrying Mobile Phones or similar electronic devices of communication in the examination hall, such a candidate may, in addition to rendering himself/herself liable to criminal prosecution, be liable to be disqualified from the examination/admission for which he/she is a candidate. The candidate himself/herself will be responsible for the possible consequences.
- vii. Any unruly behavior/misbehavior in the Examination Hall will result in the cancellation of the candidature.


17. On Line Examination:


A. Details of the On-Line Examination Pattern


- The Examination will be conducted On-Line mode i.e. on a Computer.
- The MAH- M.Ed. CET Test will be provided in **English and Marathi** only.
- All the questions will have multiple choices. Out of the Four options/ answers to the question only one will be the correct answer. The candidate has to select the most appropriate answer and 'mouse click' the alternative which he/she feels appropriate/correct. The alternative /option that is clicked on will be treated as the answer to that question. Answer to any question will be considered for final evaluation. Only when candidate has submitted the answers by clicking on "Save and Next" or "Mark for Review and Next".
- The clock has been set at the server and the countdown timer at the top right corner of your screen will display the time remaining for you to complete the Examination. When the clock runs out the Examination by default- candidate is not required to submit his/her examination.
- The question palette at the right of the screen shows one of the following statuses of each of the questions numbers:

 You have not visited the question yet.

 You have not answered the question.

 You have answered the question.

 You have NOT answered the question, but have marked the question for review.

 You have answered the question, but marked it for review.

- **The marked review status simply acts as a reminder that you have set to look at the question** again. If an answer is selected for question that is marked for Review, the answer will be considered in the evaluation.
 - To select a question to answer, you can do one of the following:--
 - i. Click on the question number in the question palette at the right of your screen to go to that numbered question directly. Note that using this option **does not save your answer** to the current question.
 - ii. Click on '**Save & Next**' to save answer to current question and to go to the next question in sequence.
 - iii. Click on '**Mark for Review and Next**' to save answer to current question, mark it for review, and to go to the next question in sequence.
 - To select your answer, click on one of the option buttons.
 - To change your answer, click another desired option button.
 - To save the answer, you **MUST** click on '**Save and Next**'.

- To deselect a chosen answer, click on the chosen option again or click on the **Clear Response** button.
- To mark a question for review click on **Mark for Review and Next**. If an answer is selected for a question that is Marked for Review, the answer will be considered in the final Evaluation.
- To change an answer to a question, first select the question and then click on the new answer option followed by a click on the **Save and Next** button.
- **The questions that are saved or marked for review after answering will ONLY be considered for evaluation.**
- Test name(s) will be displayed on the top bar of the screen. Questions in the test can be viewed by clicking on the test name. The test you will view will be highlighted.
- After clicking the '**Save and Next**' button on the last question for the test, you will automatically be taken to the first question of the **next test**.
- You can move the mouse cursor over the test names to view the status of the questions of the test.
- You can shuffle between test and questions anytime during the examination as per your convenience.
- The candidates are requested to follow the instructions of the TEST ADMINISTRATOR carefully. If any candidate does not follow the instructions/ rules, it would be treated as a case of misconduct/adoption of unfair means and such a candidate would be liable to debarment from appearing for the examinations for the period as decided by CET CELL.
- The candidates may ask the Test Administrator about the doubts or questions only before the commencement of the test. No query shall be entertained after the commencement of the examination.
- **After the expiry of 90 minutes**, the candidates will not be able to attempt any question or click their answers. The answers of the candidates would be saved automatically by the computer system even if he/she has not clicked the **Submit** button.
- **The candidates are advised to note the following things carefully:**
 - i. Candidates will not be allowed to **finally submit** unless they have exhausted the actual test time.
 - ii. Under no circumstances should a candidate click on any of the KEYBOARD KEYS once the examination starts as this will lock the Examination.
- **Test questions and their answers will not be disclosed to anybody as a part of the Policy.**

18. MAH-M.Ed. CET Sample Questions:

- 1) Which is advocated 'The school as a miniature of society'?
a) Idealism b) Spiritualism c) Naturalism d) Pragmatism
- 2) For confluence integration of Global Cultures, Rabindranath Tagore established.....?
a) Shantiniketan b) Sanskarbharti c) Vishwabharati d) Shriniketan
- 3) 'World is a village', this predication of _____ has largely become a reality in the modern period.
a) Sam Pitroda b) McLuhan c) R.S.Peters d) Brameld
- 4) Emotional integration can be better promoted among youth through _____.
a) multi-cultural camps b) celebration of national festivals
c) participation in national activities d) participation in sports activities
- 5) To make teaching effective in an inclusive classroom with children of different disabilities, the use of _____ is essential.
a) multimedia b) black board c) tape recorder d) chart

- 6) Which is not a concept in Freud's theory ?
a) Id b) Ego c) Super-ego d) Schema
- 7) Which among the following is not a defence mechanism?
a) Aggression b) Compensation c) Day-dreaming d) Frustration
- 8) In the Syntax of _____ model Positive and Negative examples are given.
a) Concept Attainment b) Inquiry Training
c) Mastery Learning d) Verbal Association
- 9) Observation of lesson of a teacher using rating scale is an example of _____.
a) measurement b) evaluation c) assessment d) testing
- 10) To find out Vaishali's leadership capacity, which of the following evaluation technique is useful ?
a) Interview technique b) Self-Report technique
c) Project technique d) Sociometry technique
- 11) The statement 'Student explains the phenomenon of photosynthesis' is the specification of _____ level of educational objective.
a) knowledge b) comprehension c) application d) analysis
- 12) The mode of the given series is _____.
14, 10, 11, 13, 15, 11, 19, 16, 11, 10
a) 10 b) 11 c) 13 d) 15
- 13) The Standard Deviation of a series is 10. If 3 is added to each score of a series then the Standard Deviation of a new series will _____.
a) increase by 3 b) decrease by 3 c) not changed d) decrease by 2
- 14) _____ is responsible for preparing educational progress report of State.
a) Director of Education b) Education Minister
c) Education Officer d) Education Secretary
- 15) Under 'Operation Black Board', a Primary school needs to have at least _____.
a) one teacher b) two teachers c) the Head Master d) three teachers
- 16) As per Article _____ of the Indian Constitution, "The State shall promote with special care the educational and economic interests of the weaker sections".
a) 45 b) 48 c) 47 d) 46
- 17) School code includes information about rules and regulations of _____.
i) school administration ii) school management
iii) school curriculum iv) provision of grant in aid
a) i, ii and iii b) i, ii and iv c) ii, iii and iv d) i, iii and iv
- 18) On-line evaluation can be done effectively using _____.
a) Observation technique b) Oral tests c) Rubrics d) Experimentation
- 19) The results of _____ research are not generalizable.
a) fundamental b) action c) applied d) comparative

Note:- The questions provided above are only for sample. Candidates are advised to go through the Syllabi and prepare for the CET by referring Standard Reference Books only. CET CELL and Directorate of Higher Education does not recommend any readymade multiple choice questions books available in the market. Sample questions given above are only for guidance.

19. General Instructions:

1. Please note the Date, Time and Venue address of the Examination given in the Hall Ticket.
2. Candidates are advised to visit the venue one day before the On-line Examination to Confirm the Location so that you are able to report **on time** (as printed on the Hall ticket) on the day of the examination. In No case, **Late comers are not allowed at the Centre**. Hence candidates are advised to report to the Examination Centre much before the reporting time given on the Hall Ticket.
3. The Hall ticket should be brought with you to the Examination Venue along with your recent pass port size photograph duly pasted on it. **(The photograph pasted on the Hall Ticket should preferably the same photograph you have scanned and uploaded for filling in the on line form.)**
4. Candidates must preserve their original Hall Ticket with them after the CET Examination for verification at the time of admission in the College/Department, but they must submit self- attested photocopy of the Hall-Ticket along with Original Hall ticket at the time of CET Examination. The link of the Hall Ticket will be discontinued after the CET Examination, hence candidates should preserve their original Hall ticket till they are admitted and their admissions are verified by Directorate of Higher Education.
5. You must scrupulously follow the instructions of the Test Administrator and CET CELL Representative/ Venue Officer at the examination venue. If you violate the instructions you will be disqualified and will be asked to leave the Examination Venue.
6. No use of calculators (separate or with watch) books, or written notes, cell phones (with or without camera facility) , or any other electronic device will be allowed during the Examination. The candidates will be responsible for the safe upkeep of their Mobiles since Mobiles are not allowed in the Examination Centre.
7. Candidates should bring their Hall Ticket with their photo affixed thereon with currently **valid photo identity proof in original as detailed in Identity Verification Part (8). THIS IS ESSENTIAL.**
8. Identity of the candidate will be checked against the Photo and Name on the Hall Ticket and the Original valid Photo Identity Card approved by CET CELL. Photo should exactly match, hence candidates are advised to use and upload their recent photo with specifications detailed above. Director of Higher Education Representative- Venue Officer's decision on allowing/disallowing the candidate will be final and binding on the Candidate.
9. Your responses (answers) will be analyzed with other candidates to detect patterns of similarity of right and wrong answers. If in the analytical procedure adopted in the regard, it is inferred/ concluded that the responses have been shared and scores obtained are not genuine/valid, your candidature may be cancelled. Any candidate who is found copying or receiving or giving assistance or engaging in any behavior unbecoming of a candidate will not be considered or assessment. The CET CELL may take further action against such candidates as deemed fit by it.
10. Candidate should bring with him/her a ball point pen. A sheet of paper will be provided which can be used by the candidate for rough work or taking down the question number you would like to review at the end of the test before submitting your answers. After the test is over you **MUST HAND OVER THIS SHEET** of paper to the Test Administrator before leaving the venue.
11. The possibility of occurrence of some problem in the Administration of the Examination cannot be ruled out completely which may impact test delivery and/or result from being generated. In that event, every effort will be made to rectify such problem, which may include movement of candidates, delay in test. Conduct of a re-examination is at the absolute discretion of the Test Conducting Body. **Candidates will not have any**

.....

claim for the re-test. Candidates not willing to move or not willing to participate in the delayed process of the test delivery shall be summarily rejected from the process.

12. **If the examination is held in more than one session, the scores across various sessions will be equated to adjust for slight differences in difficulty level of different test batteries used across sessions.** More than one session are required if the nodes capacity is less or some technical disruption takes place at any centre or for any candidate.
13. Anyone found to be disclosing, publishing, reproducing, transmitting, storing or facilitating transmission and storage of test contents in any form or any information therein in whole or part thereof or by any means verbal or written, electronic or mechanical or taking away the papers supplied in the examination hall or found to be unauthorized possession of test content is likely to be prosecuted.
14. Instances for providing incorrect information and or process violation by the candidate detected at any stage of the Admission process will lead to disqualification of the candidate from the selection process. And he/she will not be allowed to appear in any admission process in the future. If such instances go undetected during the current Admission Process but are detected subsequently, such disqualification will take place with retrospective effect.

19.1 Important Points to Remember:

You are advised to bring with you:

- a) **Hall Ticket with affixed photo and Valid Photo ID card in ORIGINAL**
- b) **Original Proof for Change in Name, if applicable (in case of Married candidates and Adopted candidates.)**
- c) **One ball point Pen, one Blank paper**
- d) **Filled in Scribe Declaration Form (if you are using Scribe/ if applicable)**

19.2 Other Guidelines

- i. Applicants are advised in their own interest to apply on-line much before the closing date and not to wait till the last date to avoid the possibility of disconnection/inability/ failure to log on to the Note website on account of heavy load on internet/website jam. DHE takes no responsibility for applicants not being able to submit their applications online within the last date on account of aforesaid reasons or for any other reason beyond the control of the DHE.
- ii. Any information submitted by an applicant in his/her application shall be binding on the applicant personally and he/she shall be liable for prosecution/ civil consequences in case the information/details furnished by him/her are found to be false at a later stage.
- iii. DHE shall not be responsible for any application made/ wrong information provided by an unauthorized person/institution. **Applicants are advised not to share/mention their application details with/to anyone.**
- iv. Candidates are advised to download and read the detailed guidelines for filling in online application.
- v. In no case the request for change of venue, centre, time slot will be entertained.
- vi. Candidates are directed to carry original Photo ID proof like, Aadhar Card, PAN Card, Driving Licence, Latest College ID of the current Academic Year at the CET centre, failing to produce the same will disqualify the candidate and will not be allowed to appear for the Examination. Candidate is requested to refer to the complete details mentioned in 12. Identity Verification.
- vii. **Candidates are advised to go through the detailed admission rules of the CET Examination they are going to appear before filling in the Form.**
- viii. **Candidates are expected to use Mouse of the computer and click the proper answer of the CET Questions. Not much computer knowledge and proficiency is expected from the candidates. Hence candidates have nothing to be afraid of On Line Examination.**

.....

20. LEGAL JURISDICTION:

All disputes pertaining to the conduct of examination and selection shall fall within the jurisdiction of Courts, at Mumbai only. The Commissioner State CET CELL shall be the Legal Person in whose name the Government of Maharashtra may sue or may be sued.

21. Post CET Process:

The candidates are advised to visit <http://med.mhpravesh.in> for various Notifications, Government Resolutions and for **Post CET Centralized Admission Process** link for which will be provided on <http://mahacet.org> and <http://dhepune.gov.in> or any other web site prescribed by the CET CELL.

- **Details about Subject-Method wise seat Distribution, Seats in Colleges of Education, Facilities in Colleges of Education, NAAC, NCTE status of the Colleges/Departments, Internal Reservation for Physically Challenged and Ex-and Active Servicemen and Time Table of Admission, Fee Structure in colleges will be made available in the Common Admission Procedure(CAP) Information Brochure, which candidates and Institutions will be required to download.**

Wish You Good Luck!

STATE CET CELL, MUMBAI & DIRECTORATE OF HIGHER EDUCATION, PUNE

22. SCRIBE DECLARATION FORM

The visually impaired candidates and candidates whose writing speed is adversely affected permanently for any reason can use their own scribe at their cost during the On-Line Examination. In all such cases where a scribe is used, the following rules will apply:

- Please ensure you are eligible to use a scribe as per the Government of India rules governing the recruitment of Persons with Disabilities.
- The candidate will have to arrange his/her own scribe at his/her own cost.
- The scribe arranged by the candidate should not be a candidate for the same examination . If violation of the above is detected at any stage of the process, candidature of both the candidate and the scribe will be cancelled.
- A person acting as a scribe for one candidate cannot be a scribe for another candidate.
- The scribe may be from any Academic Stream.
- Both the candidate as well as scribe will have to give a suitable undertaking confirming that the scribe fulfils all the stipulated eligibility criteria for a scribe mentioned above. Further in case it later transpires that he/she did not fulfill any laid down eligibility criteria or suppressed material facts the candidature of the applicant will stand cancelled, irrespective of the result of the online examination.
- Those candidates who use a scribe shall be eligible for compensatory time of 20 minutes for every hour of the examination or as otherwise advised.

Visually Impaired candidates under Blind/Low Vision, who use scribe, may skip the non verbal questions and questions on Table/Graph, if any. The candidates will be awarded marks for such Section based on the overall average obtained in other Sections of the respective test.

Please fill up the **DECLARATION given below** and submit along with the Hall Ticket.

We, the undersigned, Shri/Smt/Kum. _____ **eligible candidate**
for the **MAH-M.Ed. CET 2017** Examination

AND

Shri/Smt/Kum. _____ **eligible writer (scribe)** for the eligible candidate, do
hereby declare that :

1. The scribe is identified by the candidate at his/her own cost and as per own choice.
The candidate is **visually impaired** or **his/her writing speed is adversely affected permanently, Dyslexia, Dyscalculia, Dysgraphia candidates** and s/he needs a writer (scribe) as permissible under the Government of India rules governing the recruitment/Admission of Physically Challenged persons.
2. As per the rules, the candidate availing services of a scribe is eligible for compensatory time of 20 minutes for every hour of the Examination.
3. In view of the importance of the time element and the examination being of a competitive nature, the candidate undertakes to fully satisfy the Medical Officer of the Organization that there was necessity for use of a scribe as his/her writing speed is affected by the disabilities mentioned in Paragraph '1' above.
4. In view of the fact that multiple appearance / attendance in the examination are not permitted, the candidate undertakes that he/she has not appeared / attended the examination more than once and that the scribe arranged by him/her is not a candidate for the examination . If violation of the above is detected at any stage of the process, candidature of both the candidate and the scribe will be cancelled.
5. We hereby declare that all the above statements made by us are true and correct to the best of our knowledge and belief. We also understand that in case it is detected at any stage of Admission that we do not fulfill the eligibility norms and/or that the information furnished by us is incorrect/false or that we have suppressed any material fact(s), the candidature of the applicant will stand cancelled,

irrespective of the result of the examination. If any of these shortcoming(s) is/are detected even after the candidate's Admission, his/her admission are liable to be terminated. In such circumstances, both signatories will be liable to criminal prosecution

I, _____(Scribe), am not a candidate for this CET Examination.

Given under our signature and contact details:-

Signature of the Scribe Candidate

Roll No.:

Registration No.:

Signature of the Candidate

Postal Address of the Scribe Candidate

Postal Address of the Candidate

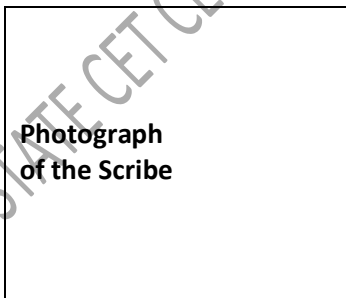
Mobile No. of the Scribe Candidate

Mobile No. of the Candidate

Landline No. of the Scribe Candidate

Landline No. of the Candidate

Signature of Invigilator



Note:- Scribe candidates are advised to take a print out of the page no 20 and 21 and fill it up take along with them by affixing their photo and enclosing necessary documents to the form and submit it to Venue Officer at the CET Test Centre.

23.How to fill up MAH-M.ED CET 2017Form

First Scan your Photo and Signature separately as per the directions given in the Information Brochure and save it on your PC's Desktop, and then follow the following steps.

Step 1 : Go to website :----- <http://www.dhepune.gov.in/>

Step 2 in the left hand side you will find : **E-Governance@DHE**

Under that you will find:

Higher Education CET Under Commissioner State CET Cell Mumbai

Step 3 Click on that that will take you to the page entitled :

Higher Education CETs Under Commissioner, State Common Entrance Test Cell, Maharashtra, Mumbai CETs Academic year 2017-2018
Notices & Information Brochures

Step 4 Click on the link M.Ed CET Application.

Step 5: You go to the form filling site.

Click on: Click here for New Registration

Step 6. Register yourself by filling in the details. Candidate should note down registration ID and Pass word. Kindly remember that candidate doing more than one registration, their latest registration is considered all other registrations are automatically cancelled by the server.

Step 7. Already registered candidates should:

Login in by filling in details for already Registered Candidates

Step 8. Validate your filled in details

Step 9. Save and Submit form

Step 10 Take print out of the Form.

Step 11. If you have any problem: kindly send mail to:

- 1) Help Desk Email : leexaminfo@gmail.com
- 2) CET CELL E-mail Address :- maharashtra.cetcell@gmail.com :-

YOU CAN SEND SCREENSHOTS TO **ABOVE both E-MAIL ADDRESSES**, IF YOU FACE ANY DIFFICULTY. In case of Emergency call on--- **022-26473719** during Office Hours on all working days. Help Desk Contact Details 180030002648 For M.Ed. CET Only.

STATE CET CELL, MUMBAI & DIRECTORATE OF HIGHER EDUCATION, PUNE